

主題性住戶統計調查 第 70 號報告書

Thematic Household Survey Report No. 70

吸煙情況
Pattern of smoking



香港特別行政區 政府統計處
Census and Statistics Department
Hong Kong Special Administrative Region



主題性住戶統計調查 第 70 號報告書

Thematic Household Survey Report No. 70

吸煙情況 Pattern of smoking

有關本刊物的查詢，請聯絡：
政府統計處 社會統計調查組（一）
地址：香港北角英皇道 250 號北角城中心 5 樓
電話：(852) 2887 5103 圖文傳真：(852) 3106 3512
電郵：thematic@censtatd.gov.hk

Enquiries about this publication can be directed to :
Social Surveys Section (1)
Census and Statistics Department
Address : 5/F, Fortress Tower, 250 King's Road, North Point, Hong Kong.
Tel. : (852) 2887 5103 Fax : (852) 3106 3512
E-mail : thematic@censtatd.gov.hk

政府統計處網站 Website of the Census and Statistics Department
www.censtatd.gov.hk

2020 年 6 月出版
Published in June 2020

本刊物只備有下載版
This publication is available in download version only

目錄

Contents

		頁數 Page
統計圖表一覽	List of charts and tables	ii
1. 引言	Introduction	1
2. 統計調查結果摘要	Summary of survey findings	4
3. 吸煙情況	Pattern of smoking	7
附錄 1：統計調查方法	Appendix 1: Survey methodology	34
附錄 2：主題性住戶統計調查系列 常用用語及定義	Appendix 2: Terms and definitions commonly used in the Thematic Household Survey series	38
附錄 3：2018/19 學年有關學生 吸煙情況的學校統計調查	Appendix 3: School-based survey on smoking among students in 2018/19	39
附錄 4：於過去 5 年出版的主題性住 戶統計調查報告書	Appendix 4: Thematic Household Survey Reports published in the past 5 years	70
獲取政府統計處刊物的方法	Means of obtaining publications of the Census and Statistics Department	73

			頁數 Page	
圖 3.1	習慣每日吸食香煙的人士及以前習慣每日吸食香煙的人士佔所有 15 歲及以上人士的百分比	Chart 3.1	Percentage of daily cigarette smokers and ex-daily cigarette smokers among all persons aged 15 and over	15
表 3.1	按每日所吸食的煙草及相關產品種類劃分的習慣每日吸煙的人士／以前習慣每日吸煙的人士數目	Table 3.1	Daily smokers / Ex-daily smokers by form of tobacco and related products consumed daily	16
表 3.2	習慣每日吸食香煙的人士及以前習慣每日吸食香煙的人士數目	Table 3.2	Daily cigarette smokers and ex-daily cigarette smokers	17
表 3.3	按下列變量／分類劃分的習慣每日吸食香煙的人士數目：	Table 3.3	Daily cigarette smokers by:	
	a. 年齡及性別		a. age and sex	18
	b. 開始每周吸食香煙的年齡及性別		b. age started smoking cigarette weekly and sex	19
	c. 年齡／性別及每日吸食香煙數量		c. age/sex and daily consumption of cigarettes	20
	d. 經濟活動身分		d. economic activity status	21
	e. 開始吸食香煙的原因及性別		e. reason for starting to smoke cigarette and sex	22
	f. 曾否嘗試／是否想戒煙及性別		f. whether had tried / wanted to give up smoking and sex	23
表 3.4	按戒煙失敗的原因及性別劃分的曾嘗試戒煙但失敗的習慣每日吸食香煙的人士數目	Table 3.4	Daily cigarette smokers who had tried but failed to give up smoking by reason for failing to give up smoking and sex	24
表 3.5	按不想戒煙的原因及性別劃分的從未嘗試過戒煙亦不想戒煙的習慣每日吸食香煙的人士數目	Table 3.5	Daily cigarette smokers who had never tried and did not want to give up smoking by reason for not wanting to give up smoking and sex	25
表 3.6	按未曾嘗試戒煙的原因及性別劃分的從未嘗試過戒煙但想戒煙的習慣每日吸食香煙的人士數目	Table 3.6	Daily cigarette smokers who had never tried but wanted to give up smoking by reason for not trying to give up smoking and sex	26

		<i>頁數</i> <i>Page</i>
表 3.7	按下列變量／分類劃分的以前習慣每日吸食香煙的人士數目： a. 年齡／性別 b. 戒煙的原因及性別	Table 3.7 Ex-daily cigarette smokers by: a. age/sex 27 b. reason for giving up smoking and sex 28
表 3.8	按年齡／性別及對戒煙服務的認識劃分的現時有吸煙的人士數目	Table 3.8 Current smokers by age/sex and awareness of the smoking cessation services 29
表 3.9	按曾否使用戒煙服務或指定方法／已使用的戒煙服務或指定方法／是否將會嘗試戒煙服務及性別劃分的認識戒煙服務的現時有吸煙的人士數目	Table 3.9 Current smokers who were aware of the smoking cessation services by whether had tried the smoking cessation services or specified methods / the smoking cessation services or specified methods tried / whether would try the smoking cessation services and sex 31
表 3.10	按自 2017 年 12 月煙包採用新健康忠告圖像式樣及覆蓋面積增加所致的吸煙數量改變劃分的習慣每日吸食香煙的人士數目	Table 3.10 Daily cigarette smokers by change in the quantity of smoking because of the introduction of new forms of graphic health warnings with enlarged area coverage on cigarette packets since December 2017 33

1 引言 Introduction

背景

1.1 因應各政策局與政府部門對各類社會事項的統計數據的需求增加，政府統計處於1999年開始進行一系列的主題性住戶統計調查。政府統計處將各政策局及政府部門就搜集所需社會事項的統計數據而提議進行的專題訪問結集，組成不同的主題性住戶統計調查，並外判予私營市場調查公司進行。

1.2 每一輪的主題性住戶統計調查均是獨立及涵蓋全港的統計調查，並且委託私營市場調查公司進行。政府統計處在該些統計調查中擔任協調及管理的角色，並負責監察承辦商的工作，以確保他們的服務質素能夠符合要求的標準。

本報告書所包括的專題

1.3 政府統計處在2019年4月至7月期間，進行了一項主題性住戶統計調查，當中搜集有關香港人口的吸煙情況的資料。本報告書載列了是項統計調查的一些主要結果。

1.4 就吸煙情況的課題而言，類似的統計調查曾透過綜合住戶統計調查以專題訪問形式於1982年至1998年期間進行了9次¹。至於主題性住戶統計調查系列方面，類似的統計調查曾於2000年至2017年期間進行了8次²。

Background

1.1 To meet the growing demand for statistical data on selected social issues by policy bureaux and government departments, the Census and Statistics Department (C&SD) has been conducting a series of Thematic Household Survey (THS) since 1999. Enquiries for collecting the required statistical data on social topics proposed by individual bureaux/departments are packaged together to form different rounds of THS and contracted out to private research firms.

1.2 Each round of THS is an independent, territory-wide survey commissioned to a private research firm. C&SD plays a co-ordination and management role in the THS and is responsible for monitoring the work of the contractor to ensure that the required standards of quality of their services are met.

Topics included in this report

1.3 A round of THS was conducted during April to July 2019 to collect, among others, information on Hong Kong population's pattern of smoking. Some major findings of the survey are set out in this report.

1.4 Regarding the topic on pattern of smoking, similar enquiries had been conducted for 9 times between 1982 and 1998 in the form of special topic enquiry via the General Household Survey¹. For the THS series, similar enquiries had been conducted for 8 times between 2000 and 2017².

¹ 各項統計調查的主要結果分別載列在《從綜合住戶統計調查搜集所得的社會資料專題報告書》第2(載列於1982年1月至3月和1983年3月進行的統計調查的結果)、3、5(載列於1986年7月和1988年7月進行的統計調查的結果)、7、11、15及20號 (www.censtatd.gov.hk/hkstat/sub/sp140_tc.jsp?productCode=B1130121)。

² 各項統計調查的主要結果分別載列在《主題性住戶統計調查報告書》第5、16、26、36、48、53、59及64號 (www.censtatd.gov.hk/hkstat/sub/sp140_tc.jsp?productCode=B1130201)。

¹ Major findings of each of the surveys were presented respectively in the Special Topics Report on Social Data Collected via the General Household Survey No. 2 (containing findings of the surveys conducted during January to March 1982 and March 1983), 3, 5 (containing findings of the surveys conducted during July 1986 and July 1988), 7, 11, 15 and 20 (www.censtatd.gov.hk/hkstat/sub/sp140.jsp?productCode=B1130121).

² Major findings of each of the surveys were presented respectively in the Thematic Household Survey Report No. 5, 16, 26, 36, 48, 53, 59 and 64 (www.censtatd.gov.hk/hkstat/sub/sp140.jsp?productCode=B1130201).

1.5 請注意是項統計調查涵蓋吸食各類煙草及相關產品（包括香煙、加熱煙、電子煙、雪茄、手捲煙、水煙及用煙斗吸煙）的人士。2015及2017年進行的統計調查涵蓋吸食各類煙草及相關產品的人士，但沒有專項點算加熱煙。2002/03年至2012年的統計調查則只包括吸食各類煙草產品（包括香煙、雪茄、手捲煙、水煙及用煙斗吸煙）的人士，以及2000年及先前的統計調查則只包括吸食香煙的人士。數據使用者在比較上述統計調查的結果時，需加以留意。

統計調查方法簡述

1.6 是項統計調查在經科學方法抽選的屋宇單位樣本內，成功訪問了約10 000個住戶，回應率為75%。

1.7 受訪住戶內有關人士（不包括外籍家庭傭工）被抽選作個別訪問。關於目標訪問對象的詳情，請參閱第3章的引言。

1.8 有關統計調查所涵蓋的人口範圍及統計調查方法詳情，請參閱本報告書的附錄1。

資料的局限

1.9 就吸煙情況的課題而言，由於是項統計調查是在受訪者住所進行訪問，15 - 19歲的年青吸煙人士可能傾向在其家人面前隱瞞其吸煙行為，以致該年齡組別的吸煙人士數目可能被低估。數據使用者對相關數字須小心闡析。

1.5 It should be noted that the present survey covered persons who smoked all forms of tobacco and related products (including cigarette, heated tobacco product, e-cigarette, cigar, hand rolled cigarette, water pipe and pipe-smoking). The surveys conducted in 2015 and 2017 covered persons who smoked all forms of tobacco and related products with heated tobacco product not specifically counted. The surveys conducted from 2002/03 to 2012 only covered tobacco smokers (including cigarette, cigar, hand rolled cigarette, water pipe and pipe-smoking). For those conducted in 2000 and before, only cigarette smokers were covered. Care should be taken in comparing the findings across the surveys mentioned above.

Brief description of survey method

1.6 In this survey, some 10 000 households within a scientifically selected sample of quarters were successfully enumerated, constituting a response rate of 75%.

1.7 Within each enumerated household, relevant persons (excluding foreign domestic helpers) were selected for interview. The detailed descriptions of the target respondents are given in the introduction in Chapter 3.

1.8 More detailed descriptions of the population coverage and methodology of the survey are given in Appendix 1.

Limitations

1.9 Regarding the topic on pattern of smoking, young smokers aged 15 - 19 might have a tendency not to reveal their smoking behaviour in front of their family members during the interviews in a household setting. Thus, the number of smokers in this age group might be subject to under-reporting. Data users are reminded to interpret the related figures with caution.

數字進位

1.10 由於進位關係，統計圖表內個別項目加起來的總和可能與總計略有出入。統計圖表內有關百分比分布的數字是根據未經進位的實際數字計算。

Rounding of figures

1.10 Owing to rounding, there may be a slight discrepancy between the sum of individual items and the total as shown in charts and tables. It should also be noted that actual figures without rounding are used in compiling the percentage shares in charts and tables.

2 統計調查結果摘要 Summary of survey findings

第一部分 Part 1

2019 年統計調查的主要結果 Key survey findings for 2019

主要指標	Key indicators	2019 年統計調查結果# 2019 Survey findings#
現時有吸煙的人士	Current smokers	
• 在統計時有吸煙的 15 歲及以上人士	• Number of current smokers aged 15 and over at the time of enumeration	691 500 (667 500)
- 習慣每日吸煙的人士	- Daily smokers	652 000 (620 600)
- 習慣非每日吸煙的人士	- Non-daily smokers	39 500 (46 900)
• 在統計時有吸煙的 15 歲及以上人士佔所有 15 歲及以上人士的百分比	• Percentage of current smokers aged 15 and over at the time of enumeration among all persons aged 15 and over	11.1% (10.8%)
- 習慣每日吸煙的人士	- Daily smokers	10.5% (10.1%)
- 習慣非每日吸煙的人士	- Non-daily smokers	0.6% (0.8%)
• 習慣每日吸食香煙的 15 歲及以上人士	• Number of daily cigarette smokers aged 15 and over	637 900 (615 000)
• 習慣每日吸食香煙的 15 歲及以上人士佔所有 15 歲及以上人士的百分比	• Percentage of daily cigarette smokers aged 15 and over among all persons aged 15 and over	10.2% (10.0%)
• 習慣每日吸食香煙人士的每日平均吸食香煙數量 (香煙支數)	• Average daily consumption of cigarettes of daily cigarette smokers (number of sticks of cigarettes)	12.7 (12.4)

註釋：# 括號內的數字為 2017 年進行的類似統計調查所得的相應數字。

Note: # Figures in brackets denote the corresponding figures obtained from a similar survey conducted in 2017.

主要指標	Key indicators	2019 年統計調查結果# 2019 Survey findings#
以前習慣吸煙的人士	<i>Ex-smokers</i>	
• 以前習慣吸煙的 15 歲及以上人士	• Number of ex-smokers aged 15 and over	282 100 (305 600)
- 以前習慣每日吸煙的人士	- <i>Ex-daily smokers</i>	268 800 (278 200)
- 以前習慣非每日吸煙的人士	- <i>Ex-non-daily smokers</i>	13 300 (27 300)
• 以前習慣吸煙的 15 歲及以上人士佔所有 15 歲及以上人士的百分比	• Percentage of ex-smokers aged 15 and over among all persons aged 15 and over	4.5% (5.0%)
- 以前習慣每日吸煙的人士	- <i>Ex-daily smokers</i>	4.3% (4.5%)
- 以前習慣非每日吸煙的人士	- <i>Ex-non-daily smokers</i>	0.2% (0.4%)
• 以前習慣每日吸食香煙的 15 歲及以上人士	• Number of ex-daily cigarette smokers aged 15 and over	268 100 (275 300)
• 以前習慣每日吸食香煙的 15 歲及以上人士佔所有 15 歲及以上人士的百分比	• Percentage of ex-daily cigarette smokers aged 15 and over among all persons aged 15 and over	4.3% (4.5%)

註釋：# 括號內的數字為 2017 年進行的類似統計調查所得的相應數字。

Note: # Figures in brackets denote the corresponding figures obtained from a similar survey conducted in 2017.

第二部分 Part 2

主要觀察 - 與 2017 年的統計調查結果比較

吸煙人數的比例大致維持相若

- 在 2019 年，現時有吸煙的 15 歲及以上人士（包括習慣每日及習慣非每日吸食各類煙草及相關產品的人士）的百分比為 11.1%，而 2017 年的相應數字為 10.8%。在 2019 年，習慣每日吸食香煙的 15 歲及以上人士的百分比為 10.2%，而 2017 年的相應數字為 10.0%。
- 在 2019 年，習慣每日吸食香煙人士每日平均吸食約 13 支香煙，數量與 2017 年相若。
- 以前習慣吸煙的 15 歲及以上人士（包括以前習慣每日及習慣非每日吸食各類煙草及相關產品的人士）的百分比，由 2017 年的 5.0% 下跌至 2019 年的 4.5%。在 2019 年，以前習慣每日吸食香煙的 15 歲及以上人士的百分比為 4.3%，而 2017 年的相應數字為 4.5%。

Key observations as compared to the survey conducted in 2017

Proportion of smokers remained broadly the same

- The percentage of persons aged 15 and over who were current smokers (including daily and non-daily smokers of all forms of tobacco and related products) was 11.1% in 2019. The corresponding figure was 10.8% in 2017. The percentage of persons aged 15 and over who were daily cigarette smokers was 10.2% in 2019. The corresponding figure was 10.0% in 2017.
- In 2019, daily cigarette smokers consumed on average about 13 sticks a day, more or less the same as in 2017.
- The percentage of persons aged 15 and over who were ex-smokers (including ex-daily and ex-non-daily smokers of all forms of tobacco and related products) was 4.5% in 2019, dropping from 5.0% in 2017. The percentage of persons aged 15 and over who were ex-daily cigarette smokers was 4.3% in 2019. The corresponding figure was 4.5% in 2017.

3 吸煙情況 Pattern of smoking

引言

3.1 在每個接受訪問的住戶中，所有 15 歲及以上的人士（不包括外籍家庭傭工）均被訪問，以識別統計時有吸煙習慣的人士（包括習慣每日吸煙及習慣非每日吸煙的人士）、以前習慣吸煙的人士（包括以前習慣每日吸煙及以前習慣非每日吸煙的人士）及非吸煙人士。

3.2 統計時有吸煙習慣的人士會被問及他們所吸食的煙草或相關產品的種類（包括香煙、加熱煙、電子煙、雪茄、手捲煙、水煙及用煙斗吸煙）和他們對戒煙服務的認識。若他們認識戒煙服務，則被問及曾否使用該些服務或其他指定方法戒煙。

3.3 習慣每日吸食香煙的人士亦被問及他們每日吸食香煙的支數、開始每周吸食香煙的年齡、開始吸食香煙的原因及曾否嘗試戒煙。若他們曾嘗試戒煙，則被問及戒煙失敗的原因。若他們未曾嘗試戒煙，則被問及是否想戒煙，以及有關原因。

3.4 對於以前習慣每日吸食香煙的人士，他們同樣地亦被問及開始每周吸食香煙的年齡、開始吸食香煙的原因及其後戒煙的原因。

3.5 自 2017 年 12 月起，所有在本港出售的煙草產品封包或零售盛器必須印有新式樣的健康忠告，圖像面積亦由至少覆蓋封包或零售盛器上最大的兩個表面的 50% 增至 85%。本統計調查向習慣每日吸食香煙的受訪人士問及他們自 2017 年 12 月起有否改變吸煙數量。

Introduction

3.1 Within each enumerated household, all persons aged 15 and over (excluding foreign domestic helpers) were interviewed to identify at the time of enumeration if they were current smokers (including daily smokers and non-daily smokers), ex-smokers (including ex-daily smokers and ex-non-daily smokers) and non-smokers.

3.2 At the time of enumeration, current smokers were asked about the forms of tobacco or related products (including cigarette, heated tobacco product, e-cigarette, cigar, hand rolled cigarette, water pipe and pipe-smoking) they consumed and their awareness of the smoking cessation services. For those who were aware of the smoking cessation services, they were further asked whether they had used the services or other specified methods to quit smoking.

3.3 Daily cigarette smokers were also asked the number of sticks of cigarettes they smoked in a day, the age they started smoking cigarette weekly, the reasons for starting smoking cigarette, whether they had ever tried to give up smoking, and if they had, the reasons for failing to do so. For those daily cigarette smokers who had not tried to give up smoking, they were asked whether they wanted to do so, and also the reasons concerned.

3.4 Ex-daily cigarette smokers were also asked the age they started smoking cigarette weekly, the reasons for starting smoking cigarette and the reasons for giving it up then.

3.5 Since December 2017, the packets or retail containers of all tobacco products for sale in Hong Kong should be printed with the new forms of graphic health warnings, with an increase in the coverage from at least 50% to 85% of the two largest surfaces of the packet or the retail container. All enumerated daily cigarette smokers were asked whether there was any change in their quantity of smoking since December 2017.

概念及定義

3.6 是項統計調查所涉及的主要名詞採用了以下的定義：

- 「吸煙」指吸食各類煙草及相關產品，包括香煙、加熱煙、電子煙、雪茄、手捲煙、水煙及用煙斗吸煙。
- 「現時有吸煙的人士」指在統計時有吸煙習慣的人士（不論他們所吸食的煙草或相關產品的種類及吸煙情況）。
- 「習慣每日吸食香煙的人士」指在統計時有每日吸食香煙習慣的人士，雖然他們可能因生病或其他原因而在某些日子沒有吸煙。
- 「以前習慣每日吸食香煙的人士」指曾經持續至少 6 個月有每日吸食香煙的習慣，但在統計時已戒煙的人士。

統計調查的主要結果

3.7 在統計時有吸煙的人士約有 691 500 人，佔全香港所有 15 歲及以上人士的 11.1%。在該 691 500 名現時有吸煙的人士中，約 652 000 人（94.3%）為習慣每日吸煙的人士，而約 39 500 人（5.7%）為習慣非每日吸煙的人士。此外，約 268 800 人為以前習慣每日吸煙的人士，佔所有 15 歲及以上人士的 4.3%。

Concepts and definitions


3.6 The definitions of the key terms used in the survey are given below :

- “Smoking” refers to the smoking of all forms of tobacco and related products, including cigarette, heated tobacco product, e-cigarette, cigar, hand rolled cigarette, water pipe and pipe-smoking.
- “Current smokers” refer to those persons who had a smoking habit (regardless of the forms of tobacco or related products they consumed and their smoking pattern) at the time of enumeration.
- “Daily cigarette smokers” refer to those persons who had a daily cigarette smoking habit at the time of enumeration, although they might not smoke on certain days because of illness or other reasons.
- “Ex-daily cigarette smokers” refer to those persons who previously had a daily cigarette smoking habit for a continuous period of 6 months and more but had given it up at the time of enumeration.

Major findings of the survey

3.7 There were some 691 500 current smokers at the time of enumeration, accounting for 11.1% of all persons aged 15 and over in Hong Kong. Of those 691 500 current smokers, some 652 000 (94.3%) were daily smokers and some 39 500 (5.7%) were non-daily smokers. In addition, there were some 268 800 ex-daily smokers who previously had a daily smoking habit, representing 4.3% of all persons aged 15 and over.

吸煙人士（包括吸食各類煙草及相關產品）的分布
Distribution of smokers
(including smoking of all forms of tobacco and related products)



每日吸食的煙草及相關產品種類

3.8 在該 652 000 名習慣每日吸煙的人士中，約 637 900 人為習慣每日吸食香煙的人士，約 13 100 人為習慣每日吸食加熱煙的人士、約 7 200 人為習慣每日吸食電子煙的人士，而約 3 300 人為習慣每日吸食其他煙草產品（包括雪茄、手捲煙、水煙及用煙斗吸煙）的人士。習慣每日吸食香煙的人士佔所有 15 歲及以上人士的 10.2%。（表 3.1）

3.9 在該 268 800 名以前習慣每日吸煙的人士中，約 268 100 人為以前習慣每日吸食香煙的人士。以前習慣每日吸食香煙的人士佔所有 15 歲及以上人士的 4.3%。（表 3.1）

Form of tobacco and related products consumed daily

3.8 Of those 652 000 daily smokers, some 637 900 were daily cigarette smokers, some 13 100 were daily smokers who consumed heated tobacco products, some 7 200 were daily smokers who consumed e-cigarettes, and some 3 300 were daily smokers who consumed other forms of tobacco products (including cigar, hand rolled cigarette, water pipe and pipe-smoking). Daily cigarette smokers accounted for 10.2% of all persons aged 15 and over. (Tables 3.1)

3.9 Of those 268 800 ex-daily smokers, some 268 100 were ex-daily cigarette smokers. Ex-daily cigarette smokers accounted for 4.3% of all persons aged 15 and over. (Tables 3.1)

與過往統計調查比較

3.10 習慣每日吸食香煙的人士的百分比在過去二十多年逐漸下跌，由 1998 年的 15.0% 下跌至 2019 年的 10.2%。至於以前習慣每日吸食香煙的人士的百分比，在 1998 年以後大概維持在 3% 至 6%。（圖 3.1 及表 3.2）

習慣每日吸食香煙的人士

年齡及性別

3.11 在該 637 900 名習慣每日吸食香煙的人士中，約 532 200 人 (83.4%) 為男性，而約 105 700 人 (16.6%) 為女性。按年齡組別分析，73.8% 的習慣每日吸食香煙的人士的年齡為 40 歲及以上，18.4% 年齡為 30 - 39 歲及 7.6% 年齡為 20 - 29 歲。（表 3.3a）

3.12 每日吸食香煙的習慣似乎在中年人士中較為普遍。按年齡組別分析，習慣每日吸食香煙的人士的比率在 50 - 59 歲及 40 - 49 歲人士中最高，分別達 13.5% 及 13.4%。其次是 30 - 39 歲人士 (11.6%) 及 20 - 29 歲人士 (5.7%)。按性別分析，男性的比率 (18.1%) 較女性的 (3.2%) 高出很多。（表 3.3a）

開始每周吸食香煙的年齡

3.13 在習慣每日吸食香煙的人士中，67.1% 是在 10 - 19 歲之間開始有每周吸食香煙的習慣，另 29.1% 則在 20 - 29 歲之間開始有每周吸食香煙的習慣。（表 3.3b）

每日吸食香煙的數量

3.14 在習慣每日吸食香煙的人士中，57.8% 每日吸食 1 至 10 支香煙，而 39.5% 每日吸食 11 至 20 支香煙。習慣每日吸食香煙的人士每日平均吸食 12.7 支香煙。按年齡組別分析，50 - 59 歲的習慣每日吸食香煙的人士每日平均吸食 13.7 支香煙，數量為各年齡組別中最高。（表 3.3c）

Comparison with previous surveys

3.10 The percentage of daily cigarette smokers had been decreasing steadily over the past two decades or so, from 15.0% in 1998 to 10.2% in 2019. As for the percentage of ex-daily cigarette smokers, it maintained at around 3% to 6% since 1998. (Chart 3.1 and Table 3.2)

Daily cigarette smokers

Age and sex

3.11 Of those 637 900 daily cigarette smokers, some 532 200 (83.4%) were males and some 105 700 (16.6%) were females. Analysed by age group, 73.8% were aged 40 and over, 18.4% were aged 30 - 39, and 7.6% were aged 20 - 29. (Table 3.3a)

3.12 Daily cigarette smoking seemed to be more common among persons of the middle age. Analysed by age group, the rate of being daily cigarette smokers was the highest for those aged 50 - 59 and 40 - 49, at 13.5% and 13.4% respectively. This was followed by persons aged 30 - 39 (11.6%) and those aged 20 - 29 (5.7%). Analysed by sex, the rate for males (18.1%) was much higher than that for females (3.2%). (Table 3.3a)

Age started smoking cigarette weekly

3.13 67.1% of daily cigarette smokers started smoking cigarette weekly at age 10 - 19 and another 29.1% started smoking cigarette weekly at age 20 - 29. (Table 3.3b)

Daily consumption of cigarettes

3.14 57.8% of daily cigarette smokers consumed 1 to 10 sticks of cigarettes in a day and 39.5% consumed 11 to 20 sticks of cigarettes in a day. The daily cigarette smokers consumed an average of 12.7 sticks of cigarettes in a day. Analysed by age group, daily cigarette smokers aged 50 - 59 smoked an average of 13.7 sticks of cigarettes in a day, the highest among all age groups. (Table 3.3c)

3.15 按性別分析，習慣每日吸食香煙的男性每日平均吸食 13.2 支香煙，普遍較習慣每日吸食香煙的女性（10.4 支香煙）為多。（表 3.3c）

經濟活動身分

3.16 約 484 000 名（75.9%）習慣每日吸食香煙的人士為從事經濟活動人士，其餘 153 800 名（24.1%）為非從事經濟活動人士。每日吸食香煙的習慣在從事經濟活動人士中（習慣每日吸食香煙的人士的比率為 13.1%）較在非從事經濟活動人士中（6.1%）普遍。（表 3.3d）

開始吸食香煙的原因

3.17 67.4% 的習慣每日吸食香煙的人士因「受朋友影響」而開始吸食香煙。其他較普遍提及的原因包括「好奇」（32.2%）、「社交應酬需要」（17.1%）及「消磨時間」（12.8%）。（表 3.3e）

曾否嘗試／是否想戒煙

3.18 約 208 800 名（32.7%）習慣每日吸食香煙的人士曾嘗試戒煙但並不成功。按性別分析，習慣每日吸食香煙的男性曾嘗試戒煙但並不成功的百分比為 32.3%，而習慣每日吸食香煙的女性的相應百分比則為 34.9%。導致戒煙失敗最普遍提及的原因是「不夠決心」（52.3%）。（表 3.3f 及 3.4）

3.19 另外，403 900 名（63.3%）習慣每日吸食香煙的人士從未嘗試過戒煙亦不想戒煙。按性別分析，習慣每日吸食香煙的男性從未嘗試過戒煙亦不想戒煙的有 63.9%，而習慣每日吸食香煙的女性的相應百分比為 60.4%。習慣每日吸食香煙的人士不想戒煙最普遍提及的原因是「吸煙已成為習慣／嗜好」（63.5%）。（表 3.3f 及 3.5）

3.15 Analysed by sex, male daily cigarette smokers generally consumed more cigarettes, with an average of 13.2 sticks of cigarettes per day, than female daily cigarette smokers, with an average of 10.4 sticks of cigarettes per day. (Table 3.3c)

Economic activity status

3.16 Some 484 000 (75.9%) daily cigarette smokers were economically active, and the remaining 153 800 (24.1%) were economically inactive. Daily cigarette smoking was much more common among the economically active persons (the rate of being daily cigarette smokers was 13.1%) than among the economically inactive persons (6.1%). (Table 3.3d)

Reason for starting to smoke cigarette

3.17 67.4% of daily cigarette smokers started smoking cigarette because they were “influenced by friends”. Other commonly cited reasons included “out of curiosity / fun” (32.2%), “necessity in social functions” (17.1%) and “killing time” (12.8%). (Table 3.3e)

Whether had tried / wanted to give up smoking

3.18 Some 208 800 (32.7%) daily cigarette smokers had tried but failed to give up smoking. Analysed by sex, 32.3% of male daily cigarette smokers had tried but failed to give up smoking, while the corresponding percentage of female daily cigarette smokers was 34.9%. The most commonly cited reason for failing to give up smoking was “not determined enough” (52.3%). (Tables 3.3f and 3.4)

3.19 Another 403 900 (63.3%) daily cigarette smokers had never tried and did not want to give up smoking. Analysed by sex, 63.9% of male daily cigarette smokers had never tried and did not want to give up smoking, and the corresponding percentage of female daily cigarette smokers was 60.4%. The most commonly cited reason for daily cigarette smokers not wanting to give up smoking was “cigarette smoking had formed a habit / favourite” (63.5%). (Tables 3.3f and 3.5)

3.20 其餘的 25 200 名 (4.0%) 習慣每日吸食香煙的人士從未嘗試過戒煙但想戒煙。按性別分析, 習慣每日吸食香煙的男性從未嘗試過戒煙但想戒煙的有 3.8%, 而習慣每日吸食香煙的女性相應百分比為 4.7%。未曾嘗試戒煙最普遍提及的原因是「吸煙已成為習慣/嗜好」(54.6%)。(表 3.3f 及 3.6)

3.20 The remaining 25 200 (4.0%) daily cigarette smokers had never tried but wanted to give up smoking. Analysed by sex, 3.8% of male daily cigarette smokers had never tried but wanted to give up smoking, and the corresponding percentage of female daily cigarette smokers was 4.7%. The most commonly cited reason for not trying to do so was “cigarette smoking had formed a habit / favourite” (54.6%). (Tables 3.3f and 3.6)

以前習慣每日吸食香煙的人士

年齡/性別

3.21 在 268 100 名以前習慣每日吸食香煙的人士中, 55.7% 年齡為 60 歲及以上, 另外的 33.0% 年齡介乎 40 至 59 歲。較年長的人士有較高的比率為以前習慣每日吸食香煙的人士。60 歲及以上的人士的比率最高, 達 8.1%, 而 15 - 29 歲的人士的比率最低, 為 0.6%。按性別分析, 男性佔以前習慣每日吸食香煙的人士的 88.4%, 而以前習慣每日吸食香煙的人士在男性中的比率(8.1%)亦遠較在女性中的比率(0.9%)為高。(表 3.7a)

Ex-daily cigarette smokers

Age/sex

3.21 Of those 268 100 ex-daily cigarette smokers, 55.7% were aged 60 and over and 33.0% were aged between 40 and 59. Older persons had a higher rate of being ex-daily cigarette smokers. The rate was the highest for persons aged 60 and over, at 8.1%, and the lowest for those aged 15 - 29, at 0.6%. Analysed by sex, 88.4% of ex-daily cigarette smokers were males and the rate of being ex-daily cigarette smokers was much higher among males (8.1%) than females (0.9%). (Table 3.7a)

戒煙的原因

3.22 在以前習慣每日吸食香煙的人士中, 32.8% 是基於「吸煙已經危害了健康」而主動戒煙, 28.9% 是因為「健康雖然未受吸煙影響, 但想避免影響健康」而戒煙。其他較普遍提及的原因包括「家人/朋友反對吸煙或不想家人/朋友吸入二手煙」(23.5%)、「香煙或其他煙草產品太貴」(14.1%)及「獲醫生建議」(13.9%)。(表 3.7b)

Reason for giving up smoking

3.22 32.8% of ex-daily cigarette smokers gave up smoking on their own accord because “health had already been harmed by smoking” and 28.9% gave up smoking because “health had not yet been harmed by smoking, but wanted to prevent it from being harmed”. Other commonly cited reasons included “objection from family members / friends or concerned about exposing family members / friends to secondhand smoke” (23.5%), “cigarettes or other forms of tobacco products were too expensive” (14.1%) and “advised by doctor” (13.9%). (Table 3.7b)

現時有吸煙的人士對戒煙服務的認識

3.23 所有現時有吸煙的人士(包括習慣每日及習慣非每日吸食各類煙草及相關產品的人士)被問及他們是否認識以下戒煙服務：衛生署戒煙電話熱線、衛生署戒煙診所、衛生署戒煙服務公私營協作先導計劃、醫院管理局戒煙輔導服務及戒煙中心、東華三院綜合戒煙服務中心、博愛醫院中醫針灸戒煙服務、香港大學青少年戒煙熱線、香港大學女性戒煙計劃、基督教聯合那打素社康服務戒煙服務、基督教家庭服務中心戒煙服務及樂善堂「愛·無煙」前線企業員工戒煙計劃。在 691 500 名現時有吸煙的人士中，約 504 200 人(72.9%)認識戒煙服務。按性別分析，現時有吸煙的女性對戒煙服務有認識的比例(74.7%)較男性(72.6%)略高。按年齡組別分析，現時有吸煙的人士認識戒煙服務的百分比，以 30 - 39 歲人士為最低(68.6%)。(表 3.8)

曾否使用戒煙服務或指定方法／是否將會嘗試戒煙服務

3.24 在 504 200 名認識戒煙服務的現時有吸煙的人士中，約 189 700 人(37.6%)曾使用戒煙服務或指定方法戒煙。當中，最普遍提及的戒煙方法是「靠自己意志戒煙」，有 87.7% 的該類現時有吸煙的人士這樣回答。其次為上述提及的戒煙服務(10.0%)。(表 3.9)

Awareness of the smoking cessation services by current smokers

3.23 All current smokers (including daily and non-daily smokers of all forms of tobacco and related products) were asked whether they were aware of the following smoking cessation services: Department of Health's Smoking Cessation Hotline, Department of Health's Cessation Clinic, Department of Health's Pilot Public-Private Partnership Programme on Smoking Cessation, Hospital Authority's Smoking Counselling and Cessation Centre, Tung Wah Group of Hospitals Integrated Centre on Smoking Cessation, Pok Oi Hospital Smoking Cessation Service using Acupuncture, The University of Hong Kong's Youth QuitLine, The University of Hong Kong's Women Quit, United Christian Nethersole Community Health Service Smoking Cessation Service, Christian Family Service Centre Smoking Cessation Service and Lok Sin Tong Smoking Cessation Program in Workplace. Of those 691 500 current smokers, some 504 200 (72.9%) were aware of the services. Analysed by sex, relatively a slightly larger proportion of female current smokers (74.7%) were aware of the smoking cessation services than male current smokers (72.6%). Analysed by age group, the percentage of current smokers who were aware of the services was the lowest among those aged 30 - 39 (68.6%). (Table 3.8)

Whether had tried smoking cessation services or specified methods / whether would try the smoking cessation services

3.24 Of those 504 200 current smokers who were aware of the smoking cessation services, some 189 700 (37.6%) had tried the smoking cessation services or specified methods to quit smoking. Among them, "self-determination" was the most commonly cited smoking cessation method, cited by 87.7% of those current smokers. This was followed by the smoking cessation services mentioned above (10.0%). (Table 3.9)

3.25 其餘的 314 500 名 (62.4%) 認識戒煙服務的現時有吸煙的人士, 未曾使用戒煙服務或指定方法戒煙。當被問及是否將會嘗試戒煙服務, 約 5 500 人表示他們會。其餘的 309 000 人將不會嘗試戒煙服務。 (表 3.9)

吸煙數量隨 2017 年 12 月煙包換上新的健康忠告圖像式樣及其覆蓋面積增加所致的改變

3.26 所有在統計時習慣每日吸食香煙的人士均被問及, 自 2017 年 12 月煙包換上新的健康忠告圖像式樣及其覆蓋面積由 50% 增至 85% 後, 其吸煙數量有否改變。在該 637 900 名相關人士中, 37 000 人 (5.8%) 表示其吸煙數量有減少, 474 300 人 (74.4%) 則表示其吸煙數量沒有改變, 另有 123 300 人 (19.3%) 沒有留意煙包健康忠告圖像的改變。 (表 3.10)

有關學生吸煙情況的學校統計調查

3.27 除了透過住戶統計調查外, 食物及衛生局亦透過一項學校統計調查於 2018 年 10 月至 2019 年 7 月期間搜集本港中小學校學生吸煙情況的資料, 主要結果列載於本報告書附錄 3 內, 以供參考。

3.25 The remaining 314 500 current smokers (62.4%) who were aware of the smoking cessation services had not tried the smoking cessation services or specified methods to quit smoking. When asked whether they would try the smoking cessation services, some 5 500 indicated that they would. The remaining 309 000 would not try the smoking cessation services. (Table 3.9)

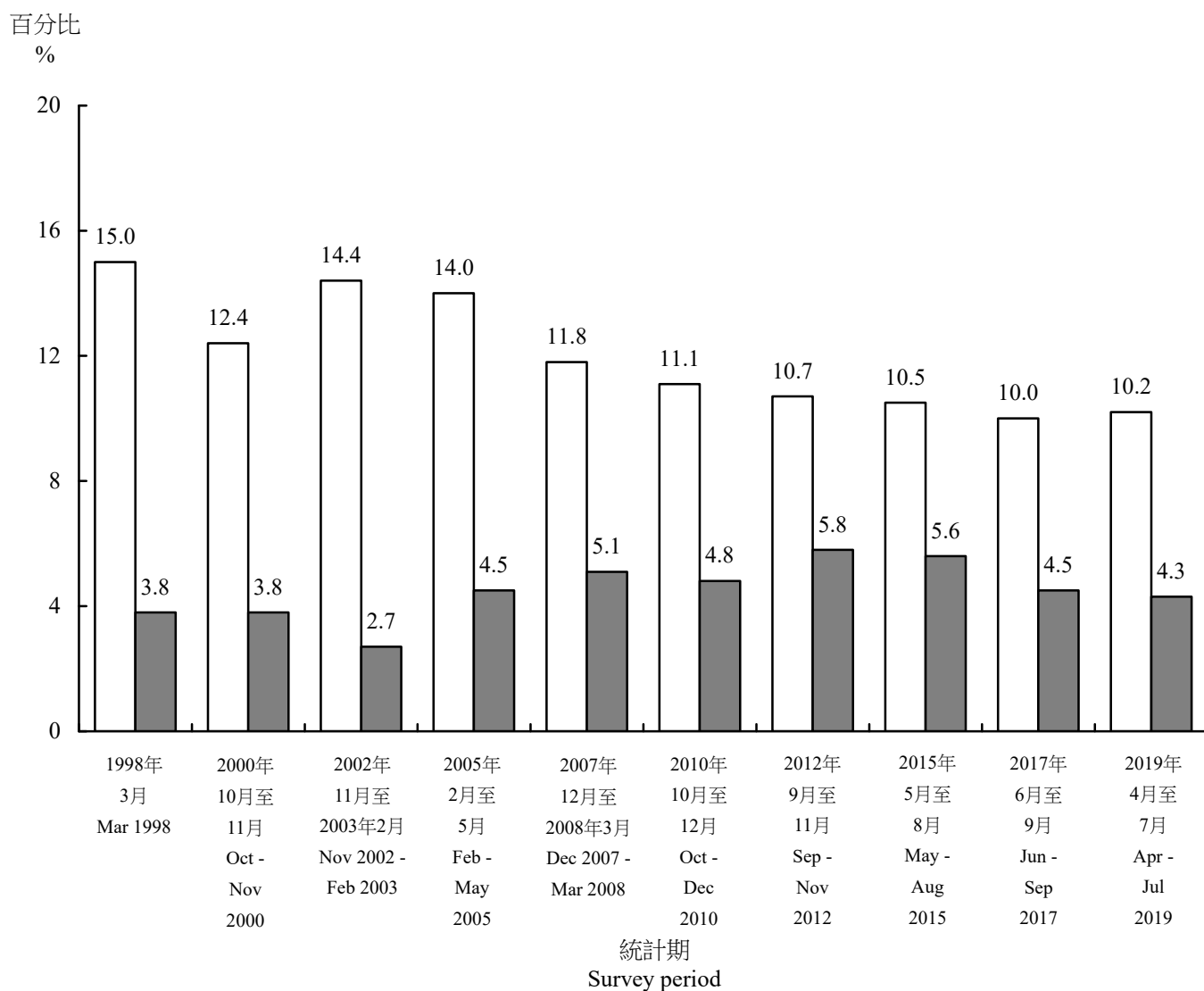
Changes in quantity of smoking because of the introduction of new forms of graphic health warnings with enlarged area coverage on cigarette packets in December 2017

3.26 All of the daily cigarette smokers at the time of enumeration were asked whether there was any change in their quantity of smoking, compared to that before the new forms of graphic health warnings were introduced with an increase in the coverage from 50% to 85% on cigarette packets in December 2017. Among those 637 900 persons, 37 000 persons (5.8%) reported that they had smoked less, another 474 300 persons (74.4%) reported that there was no change in their quantity of smoking, while 123 300 persons (19.3%) were not aware of the changes of graphic health warnings on cigarette packets. (Table 3.10)

School-based survey on smoking among students

3.27 Apart from the household survey, information on the pattern of smoking was also collected during October 2018 to July 2019 from students of primary and secondary schools in Hong Kong via a school-based survey conducted by the Food and Health Bureau. Key findings are presented in Appendix 3 of this report for reference.

圖 3.1 習慣每日吸食香煙的人士及以前習慣每日吸食香煙的人士佔所有 15 歲及以上人士的百分比
Chart 3.1 Percentage of daily cigarette smokers and ex-daily cigarette smokers among all persons aged 15 and over





-  習慣每日吸食香煙的人士
Daily cigarette smokers
-  以前習慣每日吸食香煙的人士
Ex-daily cigarette smokers

表 3.1 按每日所吸食的煙草及相關產品種類劃分的習慣每日吸煙的人士／以前習慣每日吸煙的人士數目

Table 3.1 Daily smokers / Ex-daily smokers by form of tobacco and related products consumed daily

每日所吸食的煙草及相關產品種類 [#] Form of tobacco and related products consumed daily [#]	習慣每日吸煙的人士 Daily smokers			以前習慣每日吸煙的人士 Ex-daily smokers		
	人數 No. of persons ('000)	百分比 %	比率* Rate*	人數 No. of persons ('000)	百分比 %	比率* Rate*
香煙 Cigarettes	637.9	97.8	10.2	268.1	99.7	4.3
加熱煙 Heated tobacco products	13.1	2.0	0.2	‡	‡	‡
電子煙 E-cigarettes	7.2	1.1	0.1	‡	‡	‡
其他煙草產品種類 [^] Other forms of tobacco products [^]	3.3	0.5	0.1	3.9	1.5	0.1
合計 Overall	652.0	100.0	10.5	268.8	100.0	4.3

註釋：
 # 可選擇多項答案。
 * 佔所有15歲及以上人士的百分比。
 ^ 包括雪茄、手捲煙、水煙及用煙斗吸煙。
 ‡ 由於抽樣誤差大，有關統計數字不予公布。

Notes :
 # Multiple answers were allowed.
 * As a percentage of all persons aged 15 and over.
 ^ Including cigar, hand rolled cigarette, water pipe and pipe-smoking.
 ‡ Statistics are not released due to large sampling error.

表 3.2 習慣每日吸食香煙的人士及以前習慣每日吸食香煙的人士數目
Table 3.2 Daily cigarette smokers and ex-daily cigarette smokers

統計期間 Survey period	習慣每日吸食香煙的人士 Daily cigarette smokers		以前習慣每日吸食香煙的人士 Ex-daily cigarette smokers	
	人數 No. of persons (‘000)	比率* Rate*	人數 No. of persons (‘000)	比率* Rate*
1998年3月 Mar 1998	805.1	15.0	206.7	3.8
2000年10月至11月 Oct - Nov 2000	692.5	12.4	210.9	3.8
2002年11月至2003年2月 Nov 2002 - Feb 2003	818.2	14.4	151.2	2.7
2005年2月至5月 Feb - May 2005	793.2	14.0	251.9	4.5
2007年12月至2008年3月 Dec 2007 - Mar 2008	676.9	11.8	291.8	5.1
2010年10月至12月 Oct - Dec 2010	657.0	11.1	285.9	4.8
2012年9月至11月 Sep - Nov 2012	645.0	10.7	346.4	5.8
2015年5月至8月 May - Aug 2015	641.3	10.5	340.7	5.6
2017年6月至9月 Jun - Sep 2017	615.0	10.0	275.3	4.5
2019年4月至7月 Apr - Jul 2019	637.9	10.2	268.1	4.3

註釋： * 在個別統計期間，佔所有15歲及以上人士的百分比。

Note : * As a percentage of all persons aged 15 and over in the respective survey periods.

表 3.3a 按年齡及性別劃分的習慣每日吸食香煙的人士數目
Table 3.3a Daily cigarette smokers by age and sex

年齡組別 Age group	男 Male			女 Female			合計 Overall		
	人數 No. of persons (‘000)	百分比 %	比率* Rate*	人數 No. of persons (‘000)	百分比 %	比率* Rate*	人數 No. of persons (‘000)	百分比 %	比率* Rate*
15 - 19	‡	‡	‡	‡	‡	‡	‡	‡	‡
20 - 29	38.4	7.2	9.0	10.0	9.5	2.4	48.4	7.6	5.7
30 - 39	90.1	16.9	19.3	27.2	25.8	5.0	117.3	18.4	11.6
40 - 49	108.6	20.4	23.2	32.7	30.9	5.6	141.2	22.1	13.4
50 - 59	141.0	26.5	25.1	21.2	20.1	3.3	162.2	25.4	13.5
≥ 60	153.5	28.8	17.5	14.1	13.4	1.5	167.6	26.3	9.1
合計@ Overall@	532.2 (83.4)	100.0	18.1	105.7 (16.6)	100.0	3.2	637.9 (100.0)	100.0	10.2

註釋： * 在個別年齡及性別分組中，佔所有人士的百分比。例如，在所有20 - 29歲的男性中，9.0%為習慣每日吸食香煙的人士。

‡ 由於抽樣誤差大，有關統計數字不予公布。

@ 括號內的數字表示在所有習慣每日吸食香煙的人士中所佔的百分比。

Notes : * As a percentage of all persons in the respective age and sex sub-groups. For example, among all males aged 20 - 29, 9.0% were daily cigarette smokers.

‡ Statistics are not released due to large sampling error.

@ Figures in brackets represent the percentages in respect of all daily cigarette smokers.

表 3.3b 按開始每周吸食香煙的年齡及性別劃分的習慣每日吸食香煙的人士數目
Table 3.3b Daily cigarette smokers by age started smoking cigarette weekly and sex

開始每周吸食香煙的年齡 Age started smoking cigarette weekly	男 Male		女 Female		合計 Overall	
	人數 No. of persons ('000)	百分比 %	人數 No. of persons ('000)	百分比 %	人數 No. of persons ('000)	百分比 %
< 10	‡	‡	‡	‡	‡	‡
10 - 19	366.7	68.9	61.3	58.0	427.9	67.1
20 - 29	147.7	27.8	37.9	35.9	185.6	29.1
≥ 30	17.3	3.3	6.5	6.1	23.8	3.7
總計 Total	532.2	100.0	105.7	100.0	637.9	100.0

註釋： ‡ 由於抽樣誤差大，有關統計數字不予公布。

Note: ‡ Statistics are not released due to large sampling error.

表 3.3c 按年齡／性別及每日吸食香煙數量劃分的習慣每日吸食香煙的人士數目
 Table 3.3c Daily cigarette smokers by age/sex and daily consumption of cigarettes

年齡組別／ 性別 Age group / Sex	每日吸食香煙數量（香煙支數） Daily consumption of cigarettes (number of sticks of cigarettes)				總計 Total 人數 No. of persons (‘000)	每日平均吸食香煙數量 （香煙支數） Average daily consumption of cigarettes (number of sticks of cigarettes)
	1 - 10 人數 No. of persons (‘000)	11 - 20 人數 No. of persons (‘000)	≥ 21 人數 No. of persons (‘000)	總計 Total 人數 No. of persons (‘000)		
年齡組別 Age group						
15 - 19	‡ (‡)	‡ (‡)	‡ (‡)	‡ (‡)	‡	
20 - 29	30.6 (63.3%)	17.7 (36.7%)	‡ (‡)	48.4 (100.0%)	11.7	
30 - 39	71.9 (61.2%)	44.7 (38.1%)	‡ (‡)	117.3 (100.0%)	12.0	
40 - 49	81.5 (57.7%)	54.3 (38.5%)	5.4 (3.8%)	141.2 (100.0%)	12.9	
50 - 59	85.0 (52.4%)	71.1 (43.9%)	6.1 (3.7%)	162.2 (100.0%)	13.7	
≥ 60	98.9 (59.0%)	64.0 (38.2%)	4.7 (2.8%)	167.6 (100.0%)	12.4	
性別 Sex						
男 Male	287.9 (54.1%)	229.2 (43.1%)	15.0 (2.8%)	532.2 (100.0%)	13.2	
女 Female	81.1 (76.7%)	22.6 (21.4%)	‡ (‡)	105.7 (100.0%)	10.4	
合計 Overall	369.0 (57.8%)	251.8 (39.5%)	17.0 (2.7%)	637.9 (100.0%)	12.7	

註釋： 括號內的數字表示在個別年齡／性別組別中佔所有習慣每日吸食香煙的人士的百分比。例如，在所有20 - 29歲習慣每日吸食香煙的人士中，63.3%每日吸食1 - 10支香煙。

‡ 由於抽樣誤差大，有關統計數字不予公布。

Notes : Figures in brackets represent the percentages in respect of all daily cigarette smokers in the respective age/sex groups. For example, among all daily cigarette smokers aged 20 - 29, 63.3% consumed 1 - 10 sticks of cigarettes in a day.

‡ Statistics are not released due to large sampling error.

表 3.3d 按經濟活動身分劃分的習慣每日吸食香煙的人士數目
Table 3.3d Daily cigarette smokers by economic activity status

經濟活動身分 Economic activity status	人數 No. of persons ('000)	百分比 %	比率* Rate*
從事經濟活動 Economically active	484.0	75.9	13.1
非從事經濟活動 Economically inactive	153.8	24.1	6.1
退休人士 Retired persons	109.1	17.1	8.5
料理家務者 Home-makers	31.8	5.0	4.3
其他 [#] Others [#]	13.0	2.0	2.5
合計 Overall	637.9	100.0	10.2

註釋： * 在個別經濟活動身分組別中，佔所有15歲及以上的百分比。例如，在所有從事經濟活動的人士中，13.1%為習慣每日吸食香煙的人士。

包括學生及其他非從事經濟活動人士。

Notes : * As a percentage of all persons aged 15 and over in the respective economic activity status groups. For example, among all economically active persons, 13.1% were daily cigarette smokers.

Including students and other economically inactive persons.

表 3.3e 按開始吸食香煙的原因及性別劃分的習慣每日吸食香煙的人士數目
Table 3.3e Daily cigarette smokers by reason for starting to smoke cigarette and sex

開始吸食香煙的原因 [#] Reason for starting to smoke cigarette [#]	男 Male		女 Female		合計 Overall	
	人數 No. of persons (‘000)	百分比 %	人數 No. of persons (‘000)	百分比 %	人數 No. of persons (‘000)	百分比 %
受朋友影響 Influenced by friends	360.8	67.8	69.3	65.6	430.1	67.4
好奇 Out of curiosity / fun	172.9	32.5	32.2	30.5	205.1	32.2
社交應酬需要 Necessity in social functions	96.0	18.0	13.2	12.5	109.2	17.1
消磨時間 Killing time	68.1	12.8	13.7	12.9	81.8	12.8
受父母／其他家人影響 Influenced by parents / other family members	51.7	9.7	9.3	8.8	61.1	9.6
提神 Refreshing one’s mind	50.4	9.5	8.4	8.0	58.8	9.2
減輕精神壓力 Necessity for easing tension	46.9	8.8	11.8	11.2	58.7	9.2
看來更成熟／有型格 Looking more mature / stylish	8.7	1.6	‡	‡	10.5	1.6
受電視節目／電影影響 Influenced by TV programs / movies	7.0	1.3	‡	‡	7.8	1.2
受公眾人物／明星影響 Influenced by public figures / artistes	3.8	0.7	‡	‡	4.5	0.7
合計 Overall	532.2		105.7		637.9	

註釋：
 # 可選擇多項答案。
 ‡ 由於抽樣誤差大，有關統計數字不予公布。

Notes :
 # Multiple answers were allowed.
 ‡ Statistics are not released due to large sampling error.

表 3.3f 按曾否嘗試／是否想戒煙及性別劃分的習慣每日吸食香煙的人士數目
Table 3.3f Daily cigarette smokers by whether had tried / wanted to give up smoking and sex

	男 Male		女 Female		合計 Overall	
	人數 No. of persons (‘000)	百分比 %	人數 No. of persons (‘000)	百分比 %	人數 No. of persons (‘000)	百分比 %
曾嘗試戒煙但並不成功 Had tried but failed to give up smoking	172.0	32.3	36.8	34.9	208.8	32.7
從未嘗試過戒煙但想戒煙 Had never tried but wanted to give up smoking	20.2	3.8	5.0	4.7	25.2	4.0
從未嘗試過戒煙亦不想戒煙 Had never tried and did not want to give up smoking	340.0	63.9	63.9	60.4	403.9	63.3
總計 Total	532.2	100.0	105.7	100.0	637.9	100.0

表 3.4 按戒煙失敗的原因及性別劃分的曾嘗試戒煙但失敗的習慣每日吸食香煙的人士數目

Table 3.4 Daily cigarette smokers who had tried but failed to give up smoking by reason for failing to give up smoking and sex

	男 Male		女 Female		合計 Overall	
	人數 No. of persons (‘000)	百分比 %	人數 No. of persons (‘000)	百分比 %	人數 No. of persons (‘000)	百分比 %
戒煙失敗的原因 [#] Reason for failing to give up smoking [#]						
不夠決心 Not determined enough	89.7	52.2	19.4	52.7	109.1	52.3
吸煙已成為習慣／嗜好 Cigarette smoking had formed a habit / favourite	82.1	47.8	15.8	42.9	97.9	46.9
許多朋友／同事均為吸煙 人士 Most friends / colleagues were smokers	30.5	17.7	4.1	11.0	34.5	16.5
減壓需要 Necessity for easing tension	26.3	15.3	6.4	17.3	32.7	15.7
消磨時間 Killing time	17.4	10.1	4.9	13.2	22.3	10.7
社交應酬需要 Necessity in social functions	18.2	10.6	‡	‡	19.7	9.4
心理／生理上感到不適 Felt psychologically / physiologically uncomfortable	8.1	4.7	2.6	7.0	10.6	5.1
提神 Refreshing one’s mind	8.1	4.7	‡	‡	9.1	4.4
其他 Others	12.6	7.3	2.6	7.1	15.2	7.3
合計 [@] Overall [@]	172.0	(82.4)	36.8	(17.6)	208.8	(100.0)

註釋：
可選擇多項答案。
@ 括號內的數字表示在所有曾嘗試戒煙但失敗的習慣每日吸食香煙的人士中所佔的百分比。
‡ 由於抽樣誤差大，有關統計數字不予公布。

Notes :
Multiple answers were allowed.
@ Figures in brackets represent the percentages in respect of all daily cigarette smokers who had tried but failed to give up smoking.
‡ Statistics are not released due to large sampling error.

表 3.5 按不想戒煙的原因及性別劃分的從未嘗試過戒煙亦不想戒煙的習慣每日吸食香煙的人士數目
Table 3.5 Daily cigarette smokers who had never tried and did not want to give up smoking by reason for not wanting to give up smoking and sex

	男 Male		女 Female		合計 Overall	
	人數 No. of persons (‘000)	百分比 %	人數 No. of persons (‘000)	百分比 %	人數 No. of persons (‘000)	百分比 %
不想戒煙的原因 [#] Reason for not wanting to give up smoking [#]						
吸煙已成為習慣／嗜好 Cigarette smoking had formed a habit / favourite	216.1	63.6	40.2	62.9	256.3	63.5
不夠決心 Not determined enough	59.5	17.5	10.0	15.6	69.4	17.2
從未考慮／沒有需要 Never considered / no such need	59.3	17.4	9.2	14.4	68.5	17.0
許多朋友／同事均為吸煙 人士 Most friends / colleagues were smokers	56.8	16.7	11.3	17.7	68.1	16.9
消磨時間 Killing time	49.3	14.5	8.3	13.1	57.6	14.3
社交應酬需要 Necessity in social functions	45.2	13.3	5.5	8.6	50.7	12.6
減壓需要 Necessity for easing tension	40.6	11.9	9.3	14.5	49.8	12.3
提神 Refreshing one’s mind	19.5	5.7	5.1	8.0	24.6	6.1
其他 Others	19.9	5.9	2.9	4.6	22.8	5.7
合計 [@] Overall [@]	340.0	(84.2)	63.9	(15.8)	403.9	(100.0)

註釋： # 可選擇多項答案。

@ 括號內的數字表示在所有從未嘗試過戒煙亦不想戒煙的習慣每日吸食香煙的人士中所佔的百分比。

Notes : # Multiple answers were allowed.

@ Figures in brackets represent the percentages in respect of all daily cigarette smokers who had never tried and did not want to give up smoking.

表 3.6 按未曾嘗試戒煙的原因及性別劃分的從未嘗試過戒煙但想戒煙的習慣每日吸食香煙的人士數目

Table 3.6 Daily cigarette smokers who had never tried but wanted to give up smoking by reason for not trying to give up smoking and sex

	男 Male		女 Female		合計 Overall	
	人數 No. of persons (‘000)	百分比 %	人數 No. of persons (‘000)	百分比 %	人數 No. of persons (‘000)	百分比 %
未曾嘗試戒煙的原因 [#] Reason for not trying to give up smoking [#]						
吸煙已成為習慣／嗜好 Cigarette smoking had formed a habit / favourite	11.9	58.9	‡	‡	13.8	54.6
不夠決心 Not determined enough	6.3	31.1	‡	‡	7.9	31.2
減壓需要 Necessity for easing tension	3.2	15.6	‡	‡	4.6	18.1
消磨時間 Killing time	3.1	15.5	‡	‡	3.7	14.6
其他 Others	7.0	34.6	‡	‡	7.9	31.4
合計 [@] Overall [@]	20.2	(80.3)	5.0	(19.7)	25.2	(100.0)

註釋： # 可選擇多項答案。

@ 括號內的數字表示在所有從未嘗試過戒煙但想戒煙的習慣每日吸食香煙的人士中所佔的百分比。

‡ 由於抽樣誤差大，有關統計數字不予公布。

Notes : # Multiple answers were allowed.

@ Figures in brackets represent the percentages in respect of all daily cigarette smokers who had never tried to give up smoking.

‡ Statistics are not released due to large sampling error.

表 3.7a 按年齡／性別劃分的以前習慣每日吸食香煙的人士數目
Table 3.7a Ex-daily cigarette smokers by age/sex

年齡組別／性別 Age group / Sex	人數 No. of persons (‘000)	百分比 %	比率* Rate*
年齡組別 Age group			
15 - 29	6.8	2.5	0.6
30 - 39	23.6	8.8	2.3
40 - 49	34.6	12.9	3.3
50 - 59	53.9	20.1	4.5
≥ 60	149.2	55.7	8.1
性別 Sex			
男 Male	237.0	88.4	8.1
女 Female	31.0	11.6	0.9
合計 Overall	268.1	100.0	4.3

註釋： * 在個別年齡／性別組別中佔所有人士的百分比。例如，在所有15 - 29歲人士中，0.6%為以前習慣每日吸食香煙的人士。

Note : * As a percentage of all persons in the respective age/sex groups. For example, among all persons aged 15 - 29, 0.6% were ex-daily cigarette smokers.

表 3.7b 按戒煙的原因及性別劃分的以前習慣每日吸食香煙的人士數目
Table 3.7b Ex-daily cigarette smokers by reason for giving up smoking and sex

戒煙的原因 [#] Reason for giving up smoking [#]	男 Male		女 Female		合計 Overall	
	人數 No. of persons (‘000)	百分比 %	人數 No. of persons (‘000)	百分比 %	人數 No. of persons (‘000)	百分比 %
吸煙已經危害了健康 Health had already been harmed by smoking	81.5	34.4	6.5	21.1	88.0	32.8
健康雖然未受吸煙影響，但想避免影響 健康 Health had not yet been harmed by smoking, but wanted to prevent from being harmed	68.1	28.7	9.2	29.7	77.3	28.9
家人／朋友反對吸煙或不想家人／朋友 吸入二手煙 Objection from family members / friends or concerned about exposing family members / friends to secondhand smoke	56.3	23.8	6.7	21.7	63.1	23.5
香煙或其他煙草產品太貴 Cigarette or other forms of tobacco products were too expensive	34.2	14.4	3.6	11.7	37.9	14.1
獲醫生建議 Advised by doctor	34.9	14.7	‡	‡	37.2	13.9
不想成為兒童的壞榜樣 Avoided setting a bad example to children	18.6	7.8	3.1	10.0	21.7	8.1
不再喜歡吸煙的感覺 Did not like the feeling of smoking anymore	15.2	6.4	3.0	9.8	18.2	6.8
懷孕或有家人正在懷孕 Pregnant or family member was pregnant	9.1	3.9	6.2	19.8	15.3	5.7
工作間或公眾地方禁止／不方便吸煙 Smoking was prohibited / discouraged at workplaces or public places	12.6	5.3	‡	‡	13.4	5.0
其他 Others	25.3	10.7	4.2	13.7	29.5	11.0
合計 Overall	237.0		31.0		268.1	

註釋：
[#] 可選擇多項答案。
[‡] 由於抽樣誤差大，有關統計數字不予公布。

Notes :
[#] Multiple answers were allowed.
[‡] Statistics are not released due to large sampling error.

表 3.8 按年齡／性別及對戒煙服務[@]的認識劃分的現時有吸煙的人士數目
Table 3.8 Current smokers by age/sex and awareness of the smoking cessation services[@]

年齡組別／性別 Age group / Sex	對戒煙服務 [@] 的認識 Awareness of the smoking cessation services [@]		
	認識 Aware	不認識 Not aware	總計 Total
	人數 No. of persons (‘000)	人數 No. of persons (‘000)	人數 No. of persons (‘000)
年齡組別 Age group			
15 - 19	‡ (‡)	‡ (‡)	‡ (‡)
20 - 29	37.4 (69.3%)	16.6 (30.7%)	53.9 (100.0%)
30 - 39	89.2 (68.6%)	40.8 (31.4%)	130.0 (100.0%)
40 - 49	115.9 (75.0%)	38.7 (25.0%)	154.5 (100.0%)
50 - 59	132.3 (77.1%)	39.2 (22.9%)	171.5 (100.0%)
≥ 60	128.7 (71.5%)	51.4 (28.5%)	180.1 (100.0%)
性別 Sex			
男 Male	415.8 (72.6%)	157.3 (27.4%)	573.1 (100.0%)
女 Female	88.4 (74.7%)	30.0 (25.3%)	118.4 (100.0%)
合計 Overall	504.2 (72.9%)	187.3 (27.1%)	691.5 (100.0%)

(待續)
(To be cont'd)

表 3.8 (續) **按年齡／性別及對戒煙服務[@]的認識劃分的現時有吸煙的人士數目**
Table 3.8 **Current smokers by age/sex and awareness of the smoking cessation**
(Cont'd) **services[@]**

註釋：
[@] 指衛生署戒煙電話熱線、衛生署戒煙診所、衛生署戒煙服務公私營協作先導計劃、醫院管理局戒煙輔導服務及戒煙中心、東華三院綜合戒煙服務中心、博愛醫院中醫針灸戒煙服務、香港大學青少年戒煙熱線、香港大學女性戒煙計劃、基督教聯合那打素社康服務戒煙服務、基督教家庭服務中心戒煙服務及樂善堂「愛·無煙」前線企業員工戒煙計劃。

括號內的數字表示在個別年齡／性別組別中佔所有現時有吸煙的人士的百分比。例如，在所有20 - 29歲現時有吸煙的人士中，69.3%對戒煙服務有認識。

‡ 由於抽樣誤差大，有關統計數字不予公布。

Notes :
[@] Referring to Department of Health's Smoking Cessation Hotline, Department of Health's Smoking Cessation Clinic, Department of Health's Pilot Public-Private Partnership Programme on Smoking Cessation, Hospital Authority's Smoking Counselling and Cessation Centre, Tung Wah Group of Hospitals Integrated Centre on Smoking Cessation, Pok Oi Hospital Smoking Cessation Service using Acupuncture, The University of Hong Kong's Youth QuitLine, The University of Hong Kong's Women Quit, United Christian Nethersole Community Health Service Smoking Cessation Service, Christian Family Service Centre Smoking Cessation Service and Lok Sin Tong Smoking Cessation Program in Workplace.

Figures in brackets represent the percentages in respect of all current smokers in the respective age/sex groups. For example, among all current smokers aged 20 - 29, 69.3% were aware of the smoking cessation services.

‡ Statistics are not released due to large sampling error.

表 3.9 按曾否使用戒煙服務[#]或指定方法／已使用的戒煙服務[#]或指定方法／是否將會嘗試戒煙服務[#]及性別劃分的認識戒煙服務[#]的現時有吸煙的人士數目

Table 3.9 Current smokers who were aware of the smoking cessation services[#] by whether had tried the smoking cessation services[#] or specified methods / the smoking cessation services[#] or specified methods tried / whether would try the smoking cessation services[#] and sex

曾否使用戒煙服務 [#] 或指定方法／已使用的戒煙服務 [#] 或指定方法 [@] ／是否將會嘗試戒煙服務 [#]	男 Male		女 Female		合計 Overall	
	人數 No. of persons (‘000)	百分比 %	人數 No. of persons (‘000)	百分比 %	人數 No. of persons (‘000)	百分比 %
Whether had tried the smoking cessation services [#] or specified methods / the smoking cessation services [#] or specified methods tried [@] / whether would try the smoking cessation services [#]						
曾使用戒煙服務或指定方法 Had tried the smoking cessation services or specified methods	154.0	37.0	35.7	40.4	189.7	37.6
靠自己意志戒煙 Self-determination	136.4	[88.5]	29.9	[84.0]	166.3	[87.7]
使用戒煙服務 Smoking cessation services	15.0	[9.7]	3.9	[11.0]	18.9	[10.0]
服用由醫生提供或自行購買的藥物 GP prescribed or self-purchased medication	8.9	[5.8]	2.9	[8.0]	11.8	[6.2]
未曾使用戒煙服務或指定方法 Had not tried the smoking cessation services or specified methods	261.8	63.0	52.7	59.6	314.5	62.4
是否將會嘗試戒煙服務 Whether would try the smoking cessation services						
將會嘗試戒煙服務 Would try the smoking cessation services	3.4	(1.3)	‡	(‡)	5.5	(1.7)
將不會嘗試戒煙服務 Would not try the smoking cessation services	258.3	(98.7)	50.7	(96.1)	309.0	(98.3)
總計 Total	415.8	100.0	88.4	100.0	504.2	100.0

(待續)
(To be cont'd)

表 3.9 (續) 按曾否使用戒煙服務[#]或指定方法／已使用的戒煙服務[#]或指定方法／是否將會嘗試戒煙服務[#]及性別劃分的認識戒煙服務[#]的現時有吸煙的人士數目

Table 3.9 (Cont'd) Current smokers who were aware of the smoking cessation services[#] by whether had tried the smoking cessation services[#] or specified methods / the smoking cessation services[#] or specified methods tried / whether would try the smoking cessation services[#] and sex

註釋： 方括號內的數字表示在個別性別組別中所有認識戒煙服務及曾使用該服務或指定方法的現時有吸煙人士中所佔的百分比。而圓括號內的數字則表示在個別性別組別中所有認識戒煙服務但未曾使用該服務或指定方法的現時有吸煙人士中所佔的百分比。

[#] 指衛生署戒煙電話熱線、衛生署戒煙診所、衛生署戒煙服務公私營協作先導計劃、醫院管理局戒煙輔導服務及戒煙中心、東華三院綜合戒煙服務中心、博愛醫院中醫針灸戒煙服務、香港大學青少年戒煙熱線、香港大學女性戒煙計劃、基督教聯合那打素社康服務戒煙服務、基督教家庭服務中心戒煙服務及樂善堂「愛·無煙」前線企業員工戒煙計劃。

@ 可選擇多項答案。

‡ 由於抽樣誤差大，有關統計數字不予公布。

Notes : Figures in square brackets represent the percentages in respect of all current smokers in the respective sex groups who were aware of the smoking cessation services and had tried the services or specified methods, while figures in round brackets represent the percentages in respect of all current smokers in the respective sex groups who were aware of the smoking cessation services but had not tried the services or specified methods.

[#] Referring to Department of Health's Smoking Cessation Hotline, Department of Health's Smoking Cessation Clinic, Department of Health's Pilot Public-Private Partnership Programme on Smoking Cessation, Hospital Authority's Smoking Counselling and Cessation Centre, Tung Wah Group of Hospitals Integrated Centre on Smoking Cessation, Pok Oi Hospital Smoking Cessation Service using Acupuncture, The University of Hong Kong's Youth QuitLine, The University of Hong Kong's Women Quit, United Christian Nethersole Community Health Service Smoking Cessation Service, Christian Family Service Centre Smoking Cessation Service and Lok Sin Tong Smoking Cessation Program in Workplace.

@ Multiple answers were allowed.

‡ Statistics are not released due to large sampling error.

表 3.10 按自2017年12月煙包採用新健康忠告圖像式樣及覆蓋面積增加所致的吸煙數量改變劃分的習慣每日吸食香煙的人士數目
Table 3.10 Daily cigarette smokers by change in the quantity of smoking because of the introduction of new forms of graphic health warnings with enlarged area coverage on cigarette packets since December 2017

自 2017 年 12 月煙包採用新健康忠告圖
 像式樣及覆蓋面積由 50% 增至 85%
 後所致的吸煙數量改變

Change in the quantity of smoking because
 of the introduction of new forms of
 graphic health warnings with an
 increase in the coverage from 50%
 to 85% on cigarette packets since
 December 2017

	人數 No. of persons ('000)	百分比 %
有，減少了 Yes, less	37.0	5.8
沒有改變 No change	474.3	74.4
有，增加了 Yes, more	2.7	0.4
不適用（沒有留意健康忠告圖像的 改變） Not applicable (not aware of the changes of graphic health warnings on cigarette packets)	123.3	19.3
不適用（健康忠告圖像改變後才開始 吸煙） Not applicable (started smoking after the changes of graphic health warnings on cigarette packets)	‡	‡
總計 Total	637.9	100.0

註釋： ‡ 由於抽樣誤差大，有關統計數字不予公布。

Note : ‡ Statistics are not released due to large sampling error.

附錄 1：統計調查方法

Appendix 1 : Survey methodology

統計調查的涵蓋範圍及樣本設計

1. 主題性住戶統計調查涵蓋全港陸上非住院人口。以下類別人士並不包括在內：

- (a) 公共機構／社團院舍的住院人士；及
- (b) 水上居民。

此外，這項統計調查涵蓋居港人口（包括常住居民¹及流動居民²），但並不包括外籍家庭傭工。

2. 這項統計調查是以屋宇單位的樣本作依據。該樣本是從全港所有供居住用途及只部分作居住用途的永久性屋宇單位和小區內的屋宇單位中，以一個根據科學方法設計的抽樣系統選出。抽樣單位包括在已建設地區內的永久性屋宇單位及在非建設地區內的小區。

Survey coverage and sample design

1. The Thematic Household Survey (THS) covers the land-based non-institutional population of Hong Kong. The following categories of people are excluded :

- (a) inmates of institutions; and
- (b) persons living on board vessels.

In addition, this survey covered the Hong Kong Resident Population (i.e. comprising Usual Residents¹ and Mobile Residents²), but did not include foreign domestic helpers.

2. The THS is based on a sample of quarters selected from all permanent quarters and quarters in segments which are for residential and partially residential purposes in Hong Kong in accordance with a scientifically designed sampling scheme. The sampling units are permanent quarters in built-up areas and segments in non-built-up areas.

¹ 「常住居民」指兩類人士：(a) 在統計時點之前的 6 個月內，在港逗留最少 3 個月，又或在統計時點之後的 6 個月內，在港逗留最少 3 個月的香港永久性居民，不論在統計時點他們是否身在香港；及 (b) 在統計時點身在香港的香港非永久性居民。

² 對於不是「常住居民」的香港永久性居民，如他們在統計時點之前的 6 個月內，在港逗留最少 1 個月但少於 3 個月，又或在統計時點之後的 6 個月內，在港逗留最少 1 個月但少於 3 個月，不論在統計時點他們是否身在香港，會被界定為「流動居民」。

¹ “Usual Residents” refer to two categories of people: (a) Hong Kong Permanent Residents who have stayed in Hong Kong for at least 3 months during the 6 months before or for at least 3 months during the 6 months after the reference time-point, regardless of whether they are in Hong Kong or not at the reference time-point; and (b) Hong Kong Non-permanent Residents who are in Hong Kong at the reference time-point.

² For those Hong Kong Permanent Residents who are not “Usual Residents”, they are classified as “Mobile Residents” if they have stayed in Hong Kong for at least 1 month but less than 3 months during the 6 months before or for at least 1 month but less than 3 months during the 6 months after the reference time-point, regardless of whether they are in Hong Kong or not at the reference time-point.

3. 主題性住戶統計調查採用政府統計處設立的屋宇單位框作為抽樣框，當中包括兩部分：(i) 屋宇單位檔案庫和 (ii) 小區檔案庫。屋宇單位檔案庫載有在已建設地區內所有永久性屋宇單位地址的紀錄，包括市區、新市鎮和其他主要發展區。每個屋宇單位均以一個獨有的地址作識別，並詳列街道名稱、大廈名稱、層數和單位號碼。

4. 小區檔案庫載有在未建設地區內的小區的紀錄，有關紀錄以一些自然或容易辨識的分界(例如小溪、行人路、小巷及溝渠)來劃分。每個小區約有 8 至 15 個屋宇單位。由於在未建設地區內的屋宇單位未必有明確的地址，以致未能個別識認，故此以小區作為在未建設地區內的抽樣單位的安排是有必要的。

統計調查問卷

5. 每一輪主題性住戶統計調查均採用獨立的問卷。就 2019 年 4 月至 7 月期間進行的主題性住戶統計調查而言，相關問卷搜集包括關於吸煙情況的資料。

3. The survey made use of the frame of quarters maintained by the Census and Statistics Department as the sampling frame. The frame consists of two parts: (i) Register of Quarters (RQ) and (ii) Register of Segments (RS). The RQ contains records of all addresses of permanent quarters in built-up areas, including urban areas, new towns and other major developed areas. Each unit of quarters is identified by unique address with details such as street name, building name, floor number and flat number.

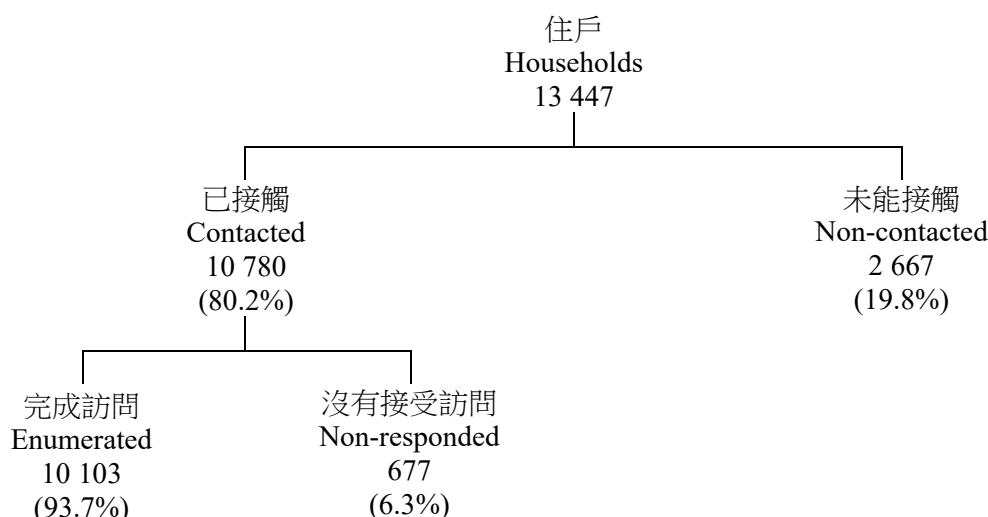
4. The RS contains records of area segments in non-built-up areas which are delineated by some physical or easily identifiable boundaries such as streams, footpaths, lanes, and ditches. Each area segment contains some 8 to 15 quarters. The use of area segments as the sampling unit in non-built-up areas is necessary since the quarters in these areas may not have clear addresses and cannot readily be identified individually.

Survey questionnaire

5. Independent questionnaire was adopted for each round of the THS. Regarding the THS conducted during April to July 2019, the questionnaire was designed to collect, among others, information on pattern of smoking.

訪問結果

6. 就 2019 年 4 月至 7 月期間進行的主題性住戶統計調查而言，在有人居住的 13 328 個屋宇單位中，共有 13 447 個住戶。於該 13 447 個住戶中，成功訪問了 10 103 個住戶，回應率為 75%。統計調查的訪問結果概列如下：



估計的可靠性

7. 主題性住戶統計調查的結果受抽樣誤差和非抽樣誤差的影響。本報告書所載的估計是根據一個特定樣本所得的資料編製。以同樣的抽樣方式，可抽選出許多大小相同的可能樣本，而是項統計調查的樣本為眾多樣本的其中之一。由於每次抽選的樣本都會略有不同，因此不同樣本得出的估計亦互有差異。「抽樣誤差」正是計算這些差異的統計量數，可用以量度從一個特定樣本所得的估計，在估算總體數據方面的精確程度。

Enumeration experience

6. Regarding the THS conducted during April to July 2019, a total of 13 447 households were found in the sample of 13 328 occupied quarters. Among those 13 447 households, 10 103 households had been successfully enumerated, constituting an overall response rate of 75%. The enumeration experience of the survey is summarised below :

Reliability of the estimates

7. Results of the THS are subject to sampling error and non-sampling error. The estimates contained in this report were based on information obtained from a particular sample, which was one of a large number of possible samples that could be selected using the same sample design. By chance, estimates derived from different samples would differ from each other. The “sampling error” is a measure of these variations and is thus a measure of the precision with which an estimate derived from a particular sample would approximate the population parameter to be measured.

8. 在比較本報告書所載列各種變數的估計的精確程度時，可採用離中系數。離中系數的計算方法，是將標準誤差除以有關估計，再以百分比表示。標準誤差是根據統計原理所訂的公式計算。一般而言，標準誤差與總體內各元素的變異、樣本規模和樣本設計相關。

8. For comparing the precision of the estimates of various variables in this report, the *coefficient of variation (CV)* can be used. CV is obtained by expressing the *standard error (SE)* as a percentage of the estimate to which it refers. In turn, the SE is computed according to a formula which is established on the basis of statistical theory. Generally speaking, the SE is related to the variability of the elements in the population, the size of the sample and the sample design adopted for the survey.

9. 本報告書所載列的選定變數的估計的離中系數如下：

9. The CV of the estimates of the selected variables presented in this report are given as follows :

變數* <u>Variable*</u>	估計 <u>Estimate</u> (%)	離中系數 <u>CV</u> (%)
習慣每日吸食香煙的 15 歲及以上人士佔所有 15 歲及以上人士的百分比 Percentage of daily cigarette smokers aged 15 and over among all persons aged 15 and over	10.2	2.3
以前習慣每日吸食香煙的 15 歲及以上人士佔所有 15 歲及以上人士的百分比 Percentage of ex-daily cigarette smokers aged 15 and over among all persons aged 15 and over	4.3	2.5

註釋：* 所有數字不包括外籍家庭傭工。

Note : * All figures exclude foreign domestic helpers.

附錄 2：主題性住戶統計調查系列常用用語及定義

Appendix 2 : Terms and definitions commonly used in the Thematic Household Survey series

引言

本附錄載列於 2019 年 4 月至 7 月期間進行的一項主題性住戶統計調查所採用有關人口的社會經濟特徵的常用用語及定義。至於適用於是項統計調查所涵蓋的專題的指定用語的概念及定義，請參閱本報告書的相關章節。

用語及定義

年齡：指某人在出生後所度過的完整年數。

經濟活動身分：人口可劃分為從事經濟活動人口及非從事經濟活動人口兩大類。

從事經濟活動人口，即勞動人口，可分為就業人口及失業人口。

非從事經濟活動人口：包括所有在統計前 7 天內並無職位亦無工作的人士，在這 7 天內正在休假的人士及失業人士除外。料理家務者、退休人士及所有 15 歲以下人士等均包括在內。

住戶：指一群住在一起及分享生活所需的人士，他們之間不一定有親戚關係。自己單獨安排生活所需的個別人士亦當為一戶，即「單人住戶」。

Introduction

This Appendix presents some common terms and definitions of the socio-economic characteristics of the population as adopted in the Thematic Household Survey conducted during April to July 2019. For the concepts and definitions of specific terms applicable to the topics covered in the survey, they are given in the respective chapters of this report.

Terms and definitions

Age refers to the number of complete years a person has passed since his/her birth date.

Economic activity status: The population can be divided into two main groups, economically active population and economically inactive population.

The **economically active population**, synonymous with the labour force, comprises the employed population and the unemployed population.

The **economically inactive population** is made up of those persons who have not had a job and have not been at work during the 7 days before enumeration, excluding persons who have been on leave/holiday during the 7-day period and persons who are unemployed. Persons such as home-makers, retired persons and all those below the age of 15 are thus included.

Household consists of a group of persons who live together and make common provision for essentials for living. These persons need not be related. If a person makes provision for essentials for living without sharing with other persons, he/ she is also regarded as a household. In this case, the household is a one-person household.

附錄 3：2018/19 學年有關學生吸煙情況的學校統計調查

Appendix 3 : School-based survey on smoking among students in 2018/19

食物及衛生局委託香港大學公共衛生學院於 2018 年 10 月至 2019 年 7 月期間進行了一項有關學生吸煙情況的學校統計調查，向學生搜集有關在學青少年吸煙比率、情況與趨勢的數據，以及吸煙學生的特徵。本文概述該統計調查的主要結果。

The Food and Health Bureau commissioned the School of Public Health of the University of Hong Kong to conduct a school-based survey on smoking among students during October 2018 to July 2019 to collect data on the prevalence, pattern and trend of smoking of youth smokers in schools and their profile. This note briefly reports the major findings from the survey.

如對本文有任何查詢，請致電食物及衛生局研究處（電話：3150 8930）。

If you have any enquiries on this article, please call Research Office, Food and Health Bureau (Tel. : 3150 8930).

引言

1. 食物及衛生局委託香港大學公共衛生學院於 2018 年 10 月至 2019 年 7 月期間進行了一項有關學生吸煙情況的學校統計調查，向學生搜集有關在學青少年吸煙比率、情況與趨勢的數據，以及吸煙學生的特徵。本文概述該統計調查的主要結果。

2. 是項統計調查的範圍包括所有學校（除特殊學校外）的小四至小六學生及中一至中六學生。統計調查以教育局提供的 2018/19 學年的學校名單作為抽樣框，採用比例分層隨機抽樣方法來抽選一個有代表性的學校樣本，以學校所在分區為分層變量，每區被抽選的中小學校數目乃按該區中小學校總數的比例得出。另採用不記名的自填問卷方式向學生搜集數據，學生被安排在課堂時於課室內填寫問卷。

3. 類似的統計調查曾分別於 2010 年 10 月至 2011 年 1 月、2012 年 10 月至 2013 年 4 月、2014 年 10 月至 2015 年 4 月及 2016 年 11 月至 2017 年 6 月期間進行。請注意，自 2012/13 學年起進行的統計調查涵蓋新高中學制下的中六學生，而 2010/11 學年進行的統計調查則涵蓋舊學制的中六及中七學生。因此，2012/13 學年及其後的統計調查中有關中六學生的統計數字不能直接與 2010/11 學年的統計調查中有關中六及中七學生的統計數字相比。

Introduction

1. The Food and Health Bureau commissioned the School of Public Health of the University of Hong Kong to conduct a school-based survey on smoking among students during October 2018 to July 2019 to collect data on the prevalence, pattern and trend of smoking of youth smokers in schools and their profile. This note briefly reports the major findings from the survey.

2. The survey covered students from Primary 4 to 6 (P4-P6) and Secondary 1 to 6 (S1-S6) in all schools except special schools. School lists of the 2018/19 school year obtained from the Education Bureau were used as the sampling frame. Proportionate stratified random sampling was adopted to obtain a representative sample of schools, with district of school as the stratifying variable. The number of primary / secondary schools selected in each district is proportional to the total number of primary / secondary schools in that district. Self-administered anonymous questionnaires were used to collect data from students. The questionnaires were administered in classrooms during normal school hours.

3. Similar surveys were conducted during October 2010 to January 2011, October 2012 to April 2013, October 2014 to April 2015 and November 2016 to June 2017. It should be noted that the surveys conducted since 2012/13 covered students from S6 under the New Senior Secondary academic structure while the 2010/11 survey covered students from S6 and S7 under the old academic structure. Hence, findings of the surveys conducted in 2012/13 and onwards relating to S6 students are not directly comparable to findings in the 2010/11 survey relating to S6 and S7 students.

4. 是項統計調查成功訪問了共 73 間小學及 88 間中學。約 18 000 名小四至小六學生及 34 000 名中一至中六學生完成了問卷。在學校層面，小學及中學的回應率分別為 22% 及 23%。而在學校內的學生，小四至小六學生及中一至中六學生的回應率分別為 95% 及 94%。

4. A total of 73 primary and 88 secondary schools were successfully enumerated in the survey. Some 18 000 students from P4-P6 and 34 000 students from S1-S6 completed the questionnaires. The response rates at school level for primary and secondary schools were 22% and 23%, respectively. The response rates at student level were 95% for P4-P6 students and 94% for S1-S6 students.

概念及定義

5. 是項學校統計調查中，吸煙是指吸食香煙，並不包括電子煙、加熱煙、雪茄、手捲煙、水煙及用煙斗吸煙。學生的吸煙狀況是根據兩條問題決定：(i) 學生自稱的吸煙情況及 (ii) 在過去 30 日，有多少日吸過煙。現時有吸煙的學生是指在過去 30 日內有吸過煙，並自稱現在每日吸煙或現在有時吸煙的學生。曾經吸煙的學生則指所有吸過煙的學生，無論以前或現在吸食多少，包括只吸過一次或幾次煙、以前有吸煙、現在有時吸煙及現在每日吸煙的學生。

Concepts and definitions

5. In this school-based survey, smoking refers to the smoking of cigarette, not including e-cigarette, heated tobacco product, cigar, hand rolled cigarette, water pipe and pipe-smoking. Students' smoking status was identified using two questions: (i) the self-reported smoking status and (ii) the number of days smoked in the past 30 days. Current smoking was defined as any smoking in the past 30 days for those reported that they smoked daily or smoked occasionally. Ever smoking referred to any smoking in the past or at present, irrespective of frequency (including experimental, ex-smokers, occasional and daily smoking).

6. 學生吸電子煙／加熱煙的狀況也是根據兩條問題決定：(i) 學生自稱的吸電子煙／加熱煙情況及 (ii) 在過去 30 日，有多少日吸過電子煙／加熱煙。現時有吸電子煙／加熱煙的學生是指在過去 30 日內有吸過電子煙／加熱煙，並自稱現在每日吸電子煙／加熱煙或現在有時吸電子煙／加熱煙的學生。曾經吸電子煙／加熱煙的學生是指所有吸過電子煙／加熱煙的學生，無論以前或現在吸多少，包括只吸過一次或幾次電子煙／加熱煙、以前有吸電子煙／加熱煙、現在有時吸電子煙／加熱煙及現在每日吸電子煙／加熱煙的學生。

6. Students' e-cigarette / heated tobacco product use status was also identified using two questions: (i) the self-reported e-cigarette / heated tobacco product use status and (ii) the number of days used e-cigarettes / heated tobacco products in the past 30 days. Current e-cigarette / heated tobacco product use was defined as any e-cigarette / heated tobacco product use in the past 30 days for those reported that they used e-cigarette / heated tobacco product daily or occasionally. Ever e-cigarette / heated tobacco product use referred to any e-cigarette / heated tobacco product use in the past or at present, irrespective of frequency (including experimental, ex-smokers, occasional and daily use).

7. 是項學校統計調查有關「吸煙」的定義與主題性住戶統計調查所採用的定義有所不同。有關主題性住戶統計調查就「吸煙」所採用的定義，請參閱本報告書的第 3 章。

7. The definition of “smoking” in this school-based survey is different from the definition adopted in the Thematic Household Survey (THS). For the definition of “smoking” in the THS, please refer to Chapter 3 of this report.

數字進位

8. 由於進位關係，統計表內個別項目加起來的總和可能與總計略有出入。統計表內有關百分比的數字則是根據未經進位的實際數字計算。

Rounding of figures

8. Owing to rounding, there may be a slight discrepancy between the sum of individual items and the total as shown in tables. It should also be noted that actual figures without rounding are used in compiling the percentage shares in tables.

統計調查的主要結果

Major findings of the survey

吸煙情況

Smoking status

小四至小六學生

Primary 4 to Primary 6 students

9. 曾經吸煙的小四至小六學生佔 2.4%，而 2016/17 學年的比例為 2.1%。曾經吸煙的男生比例較女生高。（表 1 及 2）

9. Among P4-P6 students, the prevalence of ever smoking was 2.4%, compared with the 2.1% in the 2016/17 survey. Ever smoking was more common in male students than female students. (Tables 1 and 2)

10. 按就讀級別分析，小四、小五及小六學生曾經吸煙的比率分別為 2.3%、2.2%及 2.8%。（表 3）

10. Analysed by grade, the prevalence of ever smoking among P4, P5 and P6 students were 2.3%, 2.2% and 2.8% respectively. (Table 3)

11. 在曾經吸煙的小四至小六學生中，49.5% 在 7 歲或以前已經第一次吸煙，另 31.9% 在 8 至 9 歲第一次吸煙。（表 4）

11. Among ever smoking P4-P6 students, 49.5% smoked for the first time at or before 7 years old and another 31.9% at 8 to 9 years old. (Table 4)

12. 至於現時有吸煙的小四至小六學生，比率低至 0.1%，與 2016/17 學年的統計調查結果相同。（表 1 及 2）

12. As for current smoking among P4-P6 students, the prevalence was low, at 0.1%. This was same as that in the 2016/17 survey. (Tables 1 and 2)

中一至中六學生

13. 曾經吸煙的中一至中六學生佔 9.0%，較 2016/17 學年的 12.7% 低。男生（10.5%）比女生（7.4%）有較高比例曾經吸煙。（表 5 及 6）

14. 按就讀級別分析，曾經吸煙的學生比率由中一的 4.6% 上升至中六的 14.1%。一般而言，曾經吸煙學生的比率隨着年齡增加而上升，由 12 歲及以下的 3.9% 升至 18 歲及以上的 22.3%。（表 7 及 8）

15. 在曾經吸煙的中一至中六學生中，21.8% 在 7 歲或以前已經第一次吸煙，20.1% 在 12 至 13 歲時第一次吸煙，另外 19.5% 在 14 至 15 歲第一次吸煙。（表 9）

16. 雖然有較大比例的學生曾經嘗試吸煙，但現時仍然有吸煙的學生則不多。現時有吸煙的中一至中六學生佔 1.5%，較 2016/17 學年的 2.5% 低。現時有吸煙的男生比例（1.8%）亦較女生（1.2%）為高。（表 5 及 6）

17. 按就讀級別分析，中一至中六學生現時有吸煙學生的比率則介乎 0.4% 與 2.9% 之間。不同年齡組別現時有吸煙學生的比率介乎 0.6% 與 5.3% 之間。（表 7 及 8）

18. 而在現時有吸煙的中一至中六學生中，27.5% 及 23.4% 分別在 14 至 15 歲及 12 至 13 歲時第一次吸煙。（表 9）

19. 大概一半現時有吸煙的學生（51.6%）在過去 30 天內，有 20 至 30 天有吸煙（男生 59.3%，女生 39.4%）。（表 10）

Secondary 1 to Secondary 6 students

13. Prevalence of ever smoking among S1-S6 students was 9.0%, lower than the 12.7% in 2016/17 survey. Ever smoking was more common in male students (10.5%) than female students (7.4%). (Tables 5 and 6)

14. Analysed by grade, the prevalence of ever smoking increased from S1 (4.6%) to S6 (14.1%). The prevalence of ever smoking increased in general with age from 3.9% for those aged 12 and below to 22.3% for those aged 18 and over. (Tables 7 and 8)

15. Among ever smoking S1-S6 students, 21.8% smoked for the first time at or before 7 years old, 20.1% at 12-13 years old and another 19.5% at 14-15 years old. (Table 9)

16. Despite these large proportions who had ever tried smoking, much fewer remained as current smokers. Prevalence of current smoking among S1-S6 students was 1.5%, lower than the 2.5% in the 2016/17 survey. Current smoking was also more common in male students (1.8%) than female students (1.2%). (Tables 5 and 6)

17. Analysed by grade, the prevalence of current smoking of S1-S6 students ranged from 0.4% to 2.9%. The prevalence of current smoking in various age subgroups ranged from 0.6% to 5.3%. (Tables 7 and 8)

18. As for current smoking S1-S6 students, 27.5% and 23.4% smoked for the first time at 14-15 years old and 12-13 years old respectively. (Table 9)

19. About half of the current smokers (51.6%) smoked in 20-30 days over the past 30 days (59.3% in male students, 39.4% in female students). (Table 10)

20. 在現時有吸煙的學生中，接近一半（45.5%）在有吸煙的日子，一日吸食少於 6 支煙。無論男生或女生，最普遍的是一日吸食 2 至 5 支煙。不過，男生比女生較為普遍有吸食一日 6 支或以上的情況。在有吸煙的日子，每日吸煙支數的中位數是 6.9 支。（表 11）

20. Among current smokers, nearly half (45.5%) consumed less than 6 cigarettes in a day that cigarette smoking occurred, and smoking 2 to 5 cigarettes a day was most common in both male students and female students. However, heavier smoking of 6 or more cigarettes a day was more common in male students than female students. The median number of cigarettes consumed in a day that cigarette smoking occurred was 6.9 sticks. (Table 11)

吸電子煙情況

E-cigarette use status

小四至小六學生

Primary 4 to Primary 6 students

21. 曾經吸電子煙的小四至小六學生比率很低，佔 1.4%。曾經吸電子煙的男生（1.9%）比例較女生（0.9%）高。（表 12）

21. Among P4-P6 students, the prevalence of ever e-cigarette use was low, at 1.4%. Ever e-cigarette use was more common in male students (1.9%) than female students (0.9%). (Table 12)

22. 按就讀級別分析，曾經吸電子煙的小四、小五及小六學生比率相約，分別為 1.5%、1.3%及 1.4%。（表 13）

22. Analysed by grade, the prevalence of ever e-cigarette use among P4, P5 and P6 students were similar, at 1.5%, 1.3% and 1.4% respectively. (Table 13)

23. 曾經吸電子煙的小四至小六學生當中，51.5% 從不吸煙，48.5% 曾經吸煙。（表 14）

23. Among P4-P6 ever e-cigarette users, 51.5% never smoked and 48.5% ever smoked. (Table 14)

24. 至於現時有吸電子煙的小四至小六學生，比率為 0.2%。（表 12）

24. As for current e-cigarette use among P4-P6 students, the prevalence was 0.2%. (Table 12)

中一至中六學生

Secondary 1 to Secondary 6 students

25. 曾經吸電子煙的中學生佔 7.7%。男生（8.7%）比女生（6.6%）有較高比例曾經吸電子煙。（表 15）

25. The prevalence of ever e-cigarette use among secondary students was 7.7%. Ever e-cigarette use was more common in male students (8.7%) than female students (6.6%). (Table 15)

26. 按就讀級別分析，曾經吸電子煙的學生比率介乎 3.0% 與 12.9% 之間。（表 16）

26. Analysed by grade, the prevalence of ever e-cigarette use ranged from 3.0% to 12.9%. (Table 16)

27. 曾經吸電子煙的中一至中六學生當中，41.6% 從不吸煙，58.4% 曾經吸煙。
(表 17)

28. 雖然有較大比例的學生曾經嘗試吸電子煙，但現時仍然有吸電子煙的學生則不多。現時有吸電子煙的中學生佔 0.8%，而當中男生的比例 (0.9%) 較女生 (0.6%) 高。(表 15)

29. 按就讀級別分析，現時有吸電子煙的學生在各級別的比率介乎 0.3% 至 1.3%。而現時有吸電子煙的中一至中六學生當中，12.5% 從不吸煙，87.5% 曾經吸煙，而 71.9% 現時有吸煙。(表 16 及 17)

吸加熱煙情況

小四至小六學生

30. 曾經吸加熱煙的小四至小六學生比率為 0.8%。曾經吸加熱煙的男生 (1.2%) 比例較女生 (0.5%) 高。(表 18)

31. 按就讀級別分析，曾經吸加熱煙的小四學生比率為 1.2%，而小五及小六學生的比率則分別為 0.6% 和 0.7%。(表 19)

32. 曾經吸加熱煙的小四至小六學生當中，34.9% 從不吸煙，65.1% 曾經吸煙。
(表 20)

33. 至於現時有吸加熱煙的小四至小六學生，比率為 0.1%。(表 18)

27. Among S1-S6 ever e-cigarette users, 41.6% never smoked and 58.4% ever smoked.
(Table 17)

28. Despite these large proportions who had ever tried e-cigarette, much fewer remained as current e-cigarette users. The prevalence of current e-cigarette use among secondary students was 0.8%. Current e-cigarette use was also more common in male students (0.9%) than female students (0.6%). (Table 15)

29. Analysed by grade, the prevalence of current e-cigarette use in various grade subgroups ranged from 0.3% to 1.3%. Among S1-S6 current e-cigarette users, 12.5% never smoked, 87.5% ever smoked and 71.9% were current smokers.
(Tables 16 and 17)

Heated tobacco product use status

Primary 4 to Primary 6 students

30. Among P4-P6 students, the prevalence of ever heated tobacco product use was 0.8%. Ever heated tobacco product use was more common in male students (1.2%) than female students (0.5%).
(Table 18)

31. Analysed by grade, the prevalence of ever heated tobacco product use among P4 students was 1.2%, where the corresponding prevalence among P5 and P6 students were 0.6% and 0.7% respectively. (Table 19)

32. Among P4-P6 ever heated tobacco product users, 34.9% never smoked and 65.1% ever smoked. (Table 20)

33. As for current heated tobacco product use among P4-P6 students, the prevalence of was 0.1%.
(Table 18)

中一至中六學生

34. 2.3% 的中學生曾經吸加熱煙。男生曾經吸加熱煙的比例(2.8%)比女生的比例(1.8%)較高。(表 21)

35. 按就讀級別分析，曾經吸加熱煙的學生比率由中一的 1.0% 上升至中六的 4.5%。(表 22)

36. 曾經吸加熱煙的中一至中六學生當中，17.0% 從不吸煙，83.0% 曾經吸煙。(表 23)

37. 至於現時有吸加熱煙的中學生，比率為 0.5%。男生現時有吸加熱煙的比例(0.6%)比女生的比例(0.4%)較高。(表 21)

38. 按就讀級別分析，現時有吸加熱煙的學生在各級別的比率介乎 0.2% 至 0.9%。(表 22)

39. 而現時有吸加熱煙的中一至中六學生當中，4.8% 從不吸煙，95.2% 曾經吸煙，而 77.3% 現時有吸煙。(表 23)

Secondary 1 to Secondary 6 students

34. The prevalence of ever heated tobacco product use among secondary students was 2.3%. Ever heated tobacco product use was more common in male students (2.8%) than female students (1.8%). (Table 21)

35. Analysed by grade, the prevalence of ever heated tobacco product use increased from 1.0% in S1 to 4.5% in S6. (Table 22)

36. Among S1-S6 ever heated tobacco product users, 17.0% never smoked and 83.0% ever smoked. (Table 23)

37. As for current heated tobacco product use among secondary students, the prevalence was 0.5%. Current heated tobacco product use was more common in male students (0.6%) than female students (0.4%). (Table 21)

38. Analysed by grade, the prevalence of current heated tobacco product use in various grade subgroups ranged from 0.2% to 0.9%. (Table 22)

39. Among S1-S6 current heated tobacco product users, 4.8% never smoked, 95.2% ever smoked and 77.3% were current smokers. (Table 23)

表1 按性別劃分的小學生（小四至小六）吸煙情況
Table 1 Smoking status among primary school students (P4-P6) by sex

吸煙情況 Smoking status	男 Male		女 Female		合計 Overall	
	人數 No. of persons	百分比 %	人數 No. of persons	百分比 %	人數 No. of persons	百分比 %
從不吸煙 Never	90 080	96.8	85 180	98.5	175 260	97.6
曾經吸煙 Ever	3 020	3.2	1 330	1.5	4 350	2.4
只吸過一次或幾次煙 Experimental	2 440	2.6	1 100	1.3	3 540	2.0
以前有吸煙 Ex-smoking	350	0.4	110	0.1	460	0.3
現在有時吸煙* Occasional*	180	0.2	90	0.1	270	0.2
現在每日吸煙 [#] Daily [#]	‡	‡	‡	‡	‡	‡
現時有吸煙 [@] Current [@]	170	0.2	‡	‡	240	0.1

註釋：
* 現在有時吸煙的學生是指在過去30日內有少於30日有吸過煙，並自稱現在每日吸煙或現在有時吸煙的學生。
現在每日吸煙的學生是指在過去30日內有30日有吸過煙，並自稱現在每日吸煙或現在有時吸煙的學生。
@ 現時有吸煙的學生是指在過去30日內有吸過煙，並自稱現在每日吸煙或現在有時吸煙的學生。
‡ 由於抽樣誤差大，有關統計數字不予公布。

Notes :
* Occasional smoking was defined as smoking less than 30 days in the past 30 days for those reported that they smoked daily or smoked occasionally.
Daily smoking was defined as smoking 30 days in the past 30 days for those reported that they smoked daily or smoked occasionally.
@ Current smoking was defined as any smoking in the past 30 days for those reported that they smoked daily or smoked occasionally.
‡ Statistics are not released due to large sampling error.

表 2 按性別劃分的曾經吸煙及現時有吸煙的小學生（小四至小六）的比率
Table 2 Rate* of ever and current smokers among primary school students (P4-P6) by sex

統計期間（學年） Survey period (school year)	曾經吸煙 Ever			現時有吸煙 Current		
	男 Male	女 Female	合計 Overall	男 Male	女 Female	合計 Overall
2010/11	3.7	1.6	2.7	0.2	0.2	0.2
2012/13	3.3	1.7	2.5	0.5	‡	0.3
2014/15	3.9	1.6	2.8	0.4	‡	0.2
2016/17	2.9	1.3	2.1	0.2	‡	0.1
2018/19	3.2	1.5	2.4	0.2	‡	0.1

註釋：
* 在個別統計期間及性別分組中，佔所有學生的百分比。
‡ 由於抽樣誤差大，有關統計數字不予公布。

Notes :
* As a percentage of all students in the respective survey period and sex sub-groups.
‡ Statistics are not released due to large sampling error.

表 3 按級別和性別劃分的曾經吸煙的小學生（小四至小六）數目
Table 3 Ever smokers among primary school students (P4-P6) by grade and sex

吸煙情況 Smoking status	級別 Grade	男 Male		女 Female		合計 Overall	
		人數 No. of persons	比率* Rate*	人數 No. of persons	比率* Rate*	人數 No. of persons	比率* Rate*
曾經吸煙 Ever	小四 P4	1 050	3.4	350	1.2	1 400	2.3
	小五 P5	850	2.7	470	1.6	1 320	2.2
	小六 P6	1 110	3.7	520	1.8	1 630	2.8
	合計 Overall	3 020	3.2	1 330	1.5	4 350	2.4

註釋： * 在個別級別及性別分組中，佔所有學生的百分比。以所有就讀小四的男生為例，3.4% 為曾經吸煙的人士。

Note : * As a percentage of all students in the respective grade and sex sub-groups. For example, among all male P4 students, 3.4% were ever smokers.

表 4 按第一次吸煙的年齡及性別劃分的曾經吸煙的小學生（小四至小六）數目
Table 4 Ever smokers among primary school students (P4-P6) by age of first smoking and sex

吸煙情況 Smoking status	第一次吸煙 的年齡 Age of first smoking	男 Male		女 Female		合計 Overall	
		人數 No. of persons	百分比 %	人數 No. of persons	百分比 %	人數 No. of persons	百分比 %
		曾經吸煙 Ever	≤ 7	1 420	47.1	740	55.3
	8 - 9	1 070	35.6	310	23.2	1 390	31.9
	≥10	520	17.4	290	21.5	810	18.6
	總計 Total	3 020	100.0	1 330	100.0	4 350	100.0

表 5 按性別劃分的中學生（中一至中六）吸煙情況
Table 5 Smoking status among secondary school students (S1-S6) by sex

吸煙情況 Smoking status	男 Male		女 Female		合計 Overall	
	人數 No. of persons	百分比 %	人數 No. of persons	百分比 %	人數 No. of persons	百分比 %
從不吸煙 Never	148 730	89.5	145 340	92.6	294 070	91.0
曾經吸煙 Ever	17 500	10.5	11 530	7.4	29 030	9.0
只吸過一次或幾次煙 Experimental	11 230	6.8	7 170	4.6	18 410	5.7
以前有吸煙 Ex-smoking	3 120	1.9	2 360	1.5	5 480	1.7
現在有時吸煙* Occasional*	1 730	1.0	1 440	0.9	3 170	1.0
現在每日吸煙 [#] Daily [#]	1 420	0.9	560	0.4	1 980	0.6
現時有吸煙 [@] Current [@]	3 050	1.8	1 930	1.2	4 980	1.5

註釋：
 * 現在有時吸煙的學生是指在過去30日內有少於30日有吸過煙，並自稱現在每日吸煙或現在有時吸煙的學生。
 # 現在每日吸煙的學生是指在過去30日內有30日有吸過煙，並自稱現在每日吸煙或現在有時吸煙的學生。
 @ 現時有吸煙的學生是指在過去30日內有吸過煙，並自稱現在每日吸煙或現在有時吸煙的學生。

Notes :
 * Occasional smoking was defined as smoking less than 30 days in the past 30 days for those reported that they smoked daily or smoked occasionally.
 # Daily smoking was defined as smoking 30 days in the past 30 days for those reported that they smoked daily or smoked occasionally.
 @ Current smoking was defined as any smoking in the past 30 days for those reported that they smoked daily or smoked occasionally.

表 6 按性別劃分的曾經吸煙及現時有吸煙的中學生的比率*
Table 6 Rate* of ever and current smokers among secondary school students by sex

統計期間 [^] (學年) Survey period [^] (school year)	曾經吸煙 Ever			現時有吸煙 Current		
	男 Male	女 Female	合計 Overall	男 Male	女 Female	合計 Overall
2010/11	17.0	14.4	15.7	3.8	2.6	3.2
2012/13	16.0	13.9	15.0	3.7	2.9	3.3
2014/15	14.8	10.9	12.9	3.5	1.9	2.7
2016/17	14.1	11.3	12.7	2.9	2.0	2.5
2018/19	10.5	7.4	9.0	1.8	1.2	1.5

註釋： * 在個別統計期間及性別分組中，佔所有學生的百分比。

[^] 自2012/13 學年起進行的統計調查涵蓋新高中學制下的中一至中六學生，而2010/11 學年進行的統計調查則涵蓋舊學制的中一至中七學生。因此，2012/13 學年及其後的統計調查中有關中學生的統計數字不能直接與2010/11 學年的統計調查中有關中學生的統計數字相比。

Notes : * As a percentage of all students in the respective survey period and sex sub-groups.

[^] The surveys conducted since 2012/13 covered students from S1-S6 under the New Senior Secondary academic structure while the 2010/11 survey covered students from S1-S7 under the old academic structure. Hence, findings of the surveys conducted in 2012/13 and onwards relating to secondary school students are not directly comparable to findings in the 2010/11 survey relating to secondary school students.

表 7 按級別和性別劃分的曾經吸煙及現時有吸煙的中學生數目
Table 7 Ever and current smokers among secondary school students by grade and sex

吸煙情況 Smoking status	級別 Grade	男 Male		女 Female		合計 Overall	
		人數 No. of persons	比率* Rate*	人數 No. of persons	比率* Rate*	人數 No. of persons	比率* Rate*
曾經吸煙 Ever	中一 S1	1 610	5.3	1 080	3.9	2 690	4.6
	中二 S2	2 040	7.1	1 590	6.0	3 640	6.5
	中三 S3	2 610	9.4	1 660	6.4	4 270	8.0
	中四 S4	3 430	12.7	2 150	8.4	5 580	10.6
	中五 S5	3 160	12.1	2 460	9.6	5 620	10.9
	中六 S6	4 640	18.0	2 590	10.2	7 240	14.1
	合計 Overall	17 500	10.5	11 530	7.4	29 030	9.0
現時有吸煙 Current	中一 S1	120	0.4	110	0.4	230	0.4
	中二 S2	280	1.0	350	1.3	620	1.1
	中三 S3	350	1.2	370	1.4	720	1.3
	中四 S4	740	2.7	280	1.1	1 020	1.9
	中五 S5	580	2.2	340	1.3	920	1.8
	中六 S6	980	3.8	480	1.9	1 460	2.9
	合計 Overall	3 050	1.8	1 930	1.2	4 980	1.5

註釋： * 在個別級別及性別分組中，佔所有學生的百分比。以所有就讀中一的男生為例，5.3%為曾經吸煙的人士。

Note : * As a percentage of all students in the respective grade and sex sub-groups. For example, among all male S1 students, 5.3% were ever smokers.

表 8 按年齡和性別劃分的曾經吸煙及現時有吸煙的中學生數目
Table 8 Ever and current smokers among secondary school students by age and sex

吸煙情況 Smoking status	年齡 Age	男 Male		女 Female		合計 Overall	
		人數 No. of persons	比率* Rate*	人數 No. of persons	比率* Rate*	人數 No. of persons	比率* Rate*
曾經吸煙 Ever	≤ 12	900	4.2	740	3.6	1 650	3.9
	13	1 370	5.1	1 210	4.8	2 580	5.0
	14	2 250	8.4	1 640	6.4	3 890	7.4
	15	2 330	9.3	1 670	6.9	4 000	8.1
	16	3 240	11.9	2 200	8.6	5 440	10.3
	17	3 870	14.9	2 280	9.1	6 150	12.1
	≥ 18	3 540	27.4	1 790	16.4	5 330	22.3
	合計 Overall		17 500	10.5	11 530	7.4	29 030
現時有吸煙 Current	≤ 12	‡	‡	220	1.1	290	0.7
	13	150	0.6	180	0.7	330	0.6
	14	190	0.7	300	1.2	490	0.9
	15	360	1.4	280	1.2	640	1.3
	16	600	2.2	240	0.9	840	1.6
	17	750	2.9	350	1.4	1 110	2.2
	≥ 18	930	7.2	350	3.2	1 280	5.3
	合計 Overall		3 050	1.8	1 930	1.2	4 980

註釋： * 在個別年齡及性別分組中，佔所有學生的百分比。以所有12歲及以下的男性中學生為例，4.2%為曾經吸煙的人士。

‡ 由於抽樣誤差大，有關統計數字不予公布。

Notes : * As a percentage of all students in the respective age and sex sub-groups. For example, among all male secondary school students aged 12 and below, 4.2% were ever smokers.

‡ Statistics are not released due to large sampling error.

表 9 按第一次吸煙的年齡及性別劃分的曾經吸煙的中學生數目
Table 9 Ever and current smokers among secondary school students by age of first smoking and sex

吸煙情況 Smoking status	第一次吸煙 的年齡 Age of first smoking	男 Male		女 Female		合計 Overall	
		人數 No. of persons	百分比 %	人數 No. of persons	百分比 %	人數 No. of persons	百分比 %
		曾經吸煙 Ever	≤ 7	4 140	23.7	2 200	19.1
	8 - 9	2 050	11.7	1 050	9.1	3 090	10.6
	10 - 11	2 730	15.6	1 860	16.1	4 590	15.8
	12 - 13	3 070	17.5	2 740	23.7	5 830	20.1
	14 - 15	3 300	18.9	2 350	20.4	5 660	19.5
	≥ 16	2 210	12.6	1 330	11.5	3 530	12.2
	總計 Total	17 500	100.0	11 530	100.0	29 030	100.0
現時有吸煙 Current	≤ 7	450	14.7	240	12.3	680	13.7
	8 - 9	150	5.1	80	4.2	240	4.8
	10 - 11	440	14.3	260	13.4	690	13.9
	12 - 13	620	20.4	540	28.0	1 160	23.4
	14 - 15	940	30.7	440	22.6	1 370	27.5
	≥ 16	460	14.9	370	19.5	830	16.7
	總計 Total	3 050	100.0	1 930	100.0	4 980	100.0

表 10 按過去30日內有吸煙的日數及性別劃分的現時有吸煙的中學生數目
Table 10 Current smokers among secondary school students by days of smoking in the 30 days before enumeration and sex

過去30日內有吸煙的日數 Days of smoking in the 30 days before enumeration	男 Male		女 Female		合計 Overall	
	人數 No. of persons	百分比 %	人數 No. of persons	百分比 %	人數 No. of persons	百分比 %
1 - 2	200	6.5	300	15.6	500	10.0
3 - 5	200	6.6	130	6.8	330	6.7
6 - 9	320	10.5	370	19.3	690	13.9
10 - 19	530	17.2	360	18.9	890	17.9
20 - 29	390	12.7	200	10.2	580	11.7
30	1 420	46.5	560	29.2	1 980	39.8
總計 Total	3 050	100.0	1 930	100.0	4 980	100.0

表 11 按有吸煙的日子中每日吸煙支數及性別劃分的現時有吸煙的中學生數目
Table 11 Current smokers among secondary school students by number of cigarettes consumed in a day that cigarette smoking occurred and sex

有吸煙的日子中每日吸煙支數 Number of cigarettes consumed in a day that cigarette smoking occurred	男 Male		女 Female		合計 Overall	
	人數 No. of persons	百分比 %	人數 No. of persons	百分比 %	人數 No. of persons	百分比 %
< 1	120	4.0	‡	‡	190	3.9
1	190	6.4	140	7.0	330	6.6
2 - 5	940	30.7	810	41.8	1 750	35.0
6 - 10	720	23.5	310	16.1	1 020	20.6
11 - 20	440	14.6	190	10.0	640	12.8
≥ 21	640	20.9	410	21.5	1 050	21.1
總計 Total	3 050	100.0	1 930	100.0	4 980	100.0
每日平均吸煙支數 Average daily consumption of cigarettes	10.5		9.7		10.2	
每日吸煙支數的中位數 Median daily consumption of cigarettes	7.5		4.8		6.9	

註釋： ‡ 由於抽樣誤差大，有關統計數字不予公布。

Note : ‡ Statistics are not released due to large sampling error.

表 12 按性別劃分的小學生（小四至小六）吸電子煙情況
Table 12 E-cigarette use status among primary school students (P4-P6) by sex

吸電子煙情況 E-cigarette use status	男 Male		女 Female		合計 Overall	
	人數 No. of persons	百分比 %	人數 No. of persons	百分比 %	人數 No. of persons	百分比 %
從不吸電子煙 Never	91 350	98.1	85 730	99.1	177 080	98.6
曾經吸電子煙 Ever	1 740	1.9	790	0.9	2 530	1.4
只吸過一次或幾次電子煙 Experimental	1 080	1.2	460	0.5	1 540	0.9
以前有吸電子煙 Ex-smoking	400	0.4	180	0.2	580	0.3
現在有時吸電子煙* Occasional*	200	0.2	120	0.1	320	0.2
現在每日吸電子煙 [#] Daily [#]	‡	‡	‡	‡	90	0.1
現時有吸電子煙 [@] Current [@]	210	0.2	100	0.1	310	0.2

註釋： * 現在有時吸電子煙的學生是指在過去30日內有少於30日有吸過電子煙，並自稱現在每日吸電子煙或現在有時吸電子煙的學生。

現在每日吸電子煙的學生是指在過去30日內有30日有吸過電子煙，並自稱現在每日吸電子煙或現在有時吸電子煙的學生。

@ 現時有吸電子煙的學生是指在過去30日內有吸過電子煙，並自稱現在每日吸電子煙或現在有時吸電子煙的學生。

‡ 由於抽樣誤差大，有關統計數字不予公布。

Notes : * Occasional e-cigarette use was defined as e-cigarette use for less than 30 days in the past 30 days for those reported that they used e-cigarette daily or occasionally.

Daily e-cigarette use was defined as e-cigarette use for 30 days in the past 30 days for those reported that they used e-cigarette daily or occasionally.

@ Current e-cigarette use was defined as any e-cigarette use in the past 30 days for those reported that they used e-cigarette daily or occasionally.

‡ Statistics are not released due to large sampling error.

表 13 按級別和性別劃分的曾經吸電子煙的小學生（小四至小六）數目
Table 13 Ever e-cigarette users among primary school students (P4-P6) by grade and sex

吸電子煙情況 E-cigarette use status	級別 Grade	男 Male		女 Female		合計 Overall	
		人數 No. of persons	比率* Rate*	人數 No. of persons	比率* Rate*	人數 No. of persons	比率* Rate*
曾經吸電子煙 Ever	小四 P4	670	2.1	240	0.8	910	1.5
	小五 P5	520	1.6	270	0.9	790	1.3
	小六 P6	560	1.9	270	1.0	830	1.4

註釋： * 在個別級別及性別分組中，佔所有學生的百分比。以所有就讀小四的男生為例，2.1% 為曾經吸電子煙的人士。

Note : * As a percentage of all students in the respective grade and sex sub-groups. For example, among all male P4 students, 2.1% were ever e-cigarette users.

表 14 按吸煙情況和性別劃分的曾經吸電子煙的小學生（小四至小六）數目
Table 14 Ever e-cigarette users among primary school students (P4-P6) by smoking status and sex

吸電子煙情況 E-cigarette use status	吸煙情況 Smoking status	男 Male		女 Female		合計 Overall	
		人數 No. of persons	百分比 %	人數 No. of persons	百分比 %	人數 No. of persons	百分比 %
曾經吸電子煙 Ever	從不吸煙 Never	880	50.4	420	54.0	1 300	51.5
	曾經吸煙 Ever	870	49.6	360	46.0	1 230	48.5
	現時有吸煙 Current	140	8.2	‡	‡	210	8.5

註釋： ‡ 由於抽樣誤差大，有關統計數字不予公布。

Note : ‡ Statistics are not released due to large sampling error.

表 15 按性別劃分的中學生（中一至中六）吸電子煙情況
Table 15 E-cigarette use status among secondary school students (S1-S6) by sex

吸電子煙情況 E-cigarette use status	男 Male		女 Female		合計 Overall	
	人數 No. of persons	百分比 %	人數 No. of persons	百分比 %	人數 No. of persons	百分比 %
從不吸電子煙 Never	151 800	91.3	146 560	93.4	298 360	92.3
曾經吸電子煙 Ever	14 430	8.7	10 310	6.6	24 740	7.7
只吸過一次或幾次電子煙 Experimental	9 250	5.6	7 220	4.6	16 460	5.1
以前有吸電子煙 Ex-smoking	3 480	2.1	1 960	1.2	5 440	1.7
現在有時吸電子煙* Occasional*	1 150	0.7	730	0.5	1 870	0.6
現在每日吸電子煙 [#] Daily [#]	550	0.3	410	0.3	960	0.3
現時有吸電子煙 [@] Current [@]	1 530	0.9	1 010	0.6	2 540	0.8

註釋： * 現在有時吸電子煙的學生是指在過去30日內有少於30日有吸過電子煙，並自稱現在每日吸電子煙或現在有時吸電子煙的學生。

現在每日吸電子煙的學生是指在過去30日內有30日有吸過電子煙，並自稱現在每日吸電子煙或現在有時吸電子煙的學生。

@ 現時有吸電子煙的學生是指在過去30日內有吸過電子煙，並自稱現在每日吸電子煙或現在有時吸電子煙的學生。

Notes : * Occasional e-cigarette use was defined as e-cigarette use for less than 30 days in the past 30 days for those reported that they used e-cigarette daily or occasionally.

Daily e-cigarette use was defined as e-cigarette use for 30 days in the past 30 days for those reported that they used e-cigarette daily or occasionally.

@ Current e-cigarette use was defined as any e-cigarette use in the past 30 days for those reported that they used e-cigarette daily or occasionally.

表 16 按級別和性別劃分的曾經吸電子煙及現時有吸電子煙的中學生數目
Table 16 Ever and current e-cigarette users among secondary school students by grade and sex

吸電子煙情況 E-cigarette use status	級別 Grade	男 Male		女 Female		合計 Overall	
		人數 No. of persons	比率* Rate*	人數 No. of persons	比率* Rate*	人數 No. of persons	比率* Rate*
曾經吸電子煙 Ever	中一 S1	1 110	3.6	630	2.3	1 740	3.0
	中二 S2	1 530	5.3	1 160	4.4	2 690	4.8
	中三 S3	1 970	7.1	1 500	5.8	3 480	6.5
	中四 S4	2 950	10.9	2 270	8.8	5 220	9.9
	中五 S5	2 730	10.4	2 300	9.0	5 030	9.7
	中六 S6	4 140	16.0	2 440	9.6	6 580	12.9
	合計 Overall	14 430	8.7	10 310	6.6	24 740	7.7
現時有吸電子煙 Current	中一 S1	100	0.3	‡	‡	160	0.3
	中二 S2	160	0.5	200	0.7	360	0.6
	中三 S3	150	0.5	160	0.6	310	0.6
	中四 S4	360	1.3	180	0.7	540	1.0
	中五 S5	320	1.2	210	0.8	530	1.0
	中六 S6	430	1.7	210	0.8	640	1.3
	合計 Overall	1 530	0.9	1 010	0.6	2 540	0.8

註釋： * 在個別級別及性別分組中，佔所有學生的百分比。以所有就讀中一的男生為例，3.6%為曾經吸電子煙的人士。

‡ 由於抽樣誤差大，有關統計數字不予公布。

Notes : * As a percentage of all students in the respective grade and sex sub-groups. For example, among all male S1 students, 3.6% were ever e-cigarette users.

‡ Statistics are not released due to large sampling error.

表 17 按吸煙情況和性別劃分的曾經吸電子煙及現時有吸電子煙的中學生數目
Table 17 Ever and current e-cigarette users among secondary school students by smoking status and sex

吸電子煙情況 E-cigarette use status	吸煙情況 Smoking status	男 Male		女 Female		合計 Overall	
		人數 No. of persons	百分比 %	人數 No. of persons	百分比 %	人數 No. of persons	百分比 %
曾經吸電子煙 Ever	從不吸煙 Never	5 750	39.9	4 550	44.1	10 300	41.6
	曾經吸煙 Ever	8 680	60.1	5 770	55.9	14 440	58.4
	現時有吸煙 Current	2 600	18.0	1 590	15.4	4 190	17.0
現時有吸電子煙 Current	從不吸煙 Never	190	12.2	130	13.0	320	12.5
	曾經吸煙 Ever	1 340	87.8	880	87.0	2 220	87.5
	現時有吸煙 Current	1 120	72.9	710	70.5	1 830	71.9

表 18 按性別劃分的小學生（小四至小六）吸加熱煙情況
Table 18 Heated tobacco product use status among primary school students (P4-P6) by sex

	男 Male		女 Female		合計 Overall	
	人數 No. of persons	百分比 %	人數 No. of persons	百分比 %	人數 No. of persons	百分比 %
吸加熱煙情況 Heated tobacco product use status						
從不吸加熱煙 Never	92 020	98.8	86 080	99.5	178 100	99.2
曾經吸加熱煙 Ever	1 080	1.2	430	0.5	1 510	0.8
只吸過一次或幾次加熱煙 <i>Experimental</i>	610	0.7	160	0.2	770	0.4
以前有吸加熱煙 <i>Ex-smoking</i>	330	0.4	100	0.1	430	0.2
現在有時吸加熱煙* <i>Occasional*</i>	90	0.1	130	0.1	220	0.1
現在每日吸加熱煙 [#] <i>Daily[#]</i>	‡	‡	‡	‡	100	0.1
現時有吸加熱煙 [@] Current [@]	110	0.1	110	0.1	230	0.1

註釋： * 現在有時吸加熱煙的學生是指在過去30日內有少於30日有吸過加熱煙，並自稱現在每日吸加熱煙或現在有時吸加熱煙的學生。

現在每日吸加熱煙的學生是指在過去30日內有30日有吸過加熱煙，並自稱現在每日吸加熱煙或現在有時吸加熱煙的學生。

@ 現時有吸加熱煙的學生是指在過去30日內有吸過加熱煙，並自稱現在每日吸加熱煙或現在有時吸加熱煙的學生。

‡ 由於抽樣誤差大，有關統計數字不予公布。

Notes : * Occasional heated tobacco product use was defined as heated tobacco product use for less than 30 days in the past 30 days for those reported that they used heated tobacco product daily or occasionally.

Daily heated tobacco product use was defined as heated tobacco product use for 30 days in the past 30 days for those reported that they used heated tobacco product daily or occasionally.

@ Current heated tobacco product use was defined as any heated tobacco product use in the past 30 days for those reported that they used heated tobacco product daily or occasionally.

‡ Statistics are not released due to large sampling error.

表 19 按級別和性別劃分的曾經吸加熱煙的小學生（小四至小六）數目
Table 19 Ever heated tobacco product users among primary school students (P4-P6) by grade and sex

吸加熱煙情況 Heated tobacco product use status	級別 Grade	男 Male		女 Female		合計 Overall	
		人數 No. of persons	比率* Rate*	人數 No. of persons	比率* Rate*	人數 No. of persons	比率* Rate*
		曾經吸加熱煙 Ever	小四 P4	490	1.6	230	0.8
	小五 P5	290	0.9	90	0.3	380	0.6
	小六 P6	300	1.0	110	0.4	410	0.7

註釋： * 在個別級別及性別分組中，佔所有學生的百分比。以所有就讀小四的男生為例，1.6% 為曾經吸加熱煙的人士。

Note : * As a percentage of all students in the respective grade and sex sub-groups. For example, among all male P4 students, 1.6% were ever heated tobacco product users.

表 20 按吸煙情況和性別劃分的曾經吸加熱煙的小學生（小四至小六）數目
Table 20 Ever heated tobacco product users among primary school students (P4-P6) by smoking status and sex

吸加熱煙情況 Heated tobacco product use status		男 Male		女 Female		合計 Overall	
		人數 No. of persons	百分比 %	人數 No. of persons	百分比 %	人數 No. of persons	百分比 %
曾經吸加熱煙 Ever	從不吸煙 Never	420	38.6	110	25.5	530	34.9
	曾經吸煙 Ever	660	61.4	320	74.5	980	65.1
	現時有吸煙 Current	130	11.8	‡	‡	170	11.6

註釋： ‡ 由於抽樣誤差大，有關統計數字不予公布。

Note : ‡ Statistics are not released due to large sampling error.

表 21 按性別劃分的中學生（中一至中六）吸加熱煙情況
Table 21 Heated tobacco product use status among secondary school students (S1-S6) by sex

	男 Male		女 Female		合計 Overall	
	人數 No. of persons	百分比 %	人數 No. of persons	百分比 %	人數 No. of persons	百分比 %
吸加熱煙情況 Heated tobacco product use status						
從不吸加熱煙 Never	161 490	97.2	154 120	98.2	315 610	97.7
曾經吸加熱煙 Ever	4 740	2.8	2 760	1.8	7 490	2.3
只吸過一次或幾次加熱煙 <i>Experimental</i>	2 080	1.3	1 060	0.7	3 140	1.0
以前有吸加熱煙 <i>Ex-smoking</i>	1 570	0.9	970	0.6	2 550	0.8
現在有時吸加熱煙* <i>Occasional*</i>	550	0.3	380	0.2	930	0.3
現在每日吸加熱煙 [#] <i>Daily[#]</i>	530	0.3	340	0.2	870	0.3
現時有吸加熱煙 [@] Current [@]	930	0.6	680	0.4	1 610	0.5

註釋： * 現在有時吸加熱煙的學生是指在過去30日內有少於30日有吸過加熱煙，並自稱現在每日吸加熱煙或現在有時吸加熱煙的學生。
現在每日吸加熱煙的學生是指在過去30日內有30日有吸過加熱煙，並自稱現在每日吸加熱煙或現在有時吸加熱煙的學生。
@ 現時有吸加熱煙的學生是指在過去30日內有吸過加熱煙，並自稱現在每日吸加熱煙或現在有時吸加熱煙的學生。

Notes : * Occasional heated tobacco product use was defined as heated tobacco product use for less than 30 days in the past 30 days for those reported that they used heated tobacco product daily or occasionally.
Daily heated tobacco product use was defined as heated tobacco product use for 30 days in the past 30 days for those reported that they used heated tobacco product daily or occasionally.
@ Current heated tobacco product use was defined as any heated tobacco product use in the past 30 days for those reported that they used heated tobacco product daily or occasionally.

表 22 按級別和性別劃分的曾經吸加熱煙及現時有吸加熱煙的中學生數目
Table 22 Ever and current heated tobacco product users among secondary school students by grade and sex

吸加熱煙情況 Heated tobacco product use status	級別 Grade	男 Male		女 Female		合計 Overall	
		人數	比率*	人數	比率*	人數	比率*
		No. of persons	Rate*	No. of persons	Rate*	No. of persons	Rate*
曾經吸加熱煙 Ever	中一 S1	380	1.3	190	0.7	570	1.0
	中二 S2	430	1.5	320	1.2	750	1.3
	中三 S3	530	1.9	330	1.3	860	1.6
	中四 S4	910	3.4	500	1.9	1 410	2.7
	中五 S5	990	3.8	620	2.4	1 620	3.1
	中六 S6	1 490	5.8	790	3.1	2 290	4.5
	合計 Overall	4 740	2.8	2 760	1.8	7 490	2.3
現時有吸加熱煙 Current	中一 S1	80	0.3	‡	‡	100	0.2
	中二 S2	110	0.4	130	0.5	240	0.4
	中三 S3	90	0.3	‡	‡	140	0.3
	中四 S4	220	0.8	120	0.5	330	0.6
	中五 S5	240	0.9	100	0.4	340	0.7
	中六 S6	200	0.8	260	1.0	460	0.9
	合計 Overall	930	0.6	680	0.4	1 610	0.5

註釋： * 在個別級別及性別分組中，佔所有學生的百分比。以所有就讀中一的男生為例，1.3%為曾經吸加熱煙的人士。

‡ 由於抽樣誤差大，有關統計數字不予公布。

Notes : * As a percentage of all students in the respective grade and sex sub-groups. For example, among all male S1 students, 1.3% were ever heated tobacco product users.

‡ Statistics are not released due to large sampling error.

表 23 按吸煙情況和性別劃分的曾經吸加熱煙及現時有吸加熱煙的中學生數目
Table 23 Ever and current heated tobacco product users among secondary school students by smoking status and sex

吸加熱煙情況 Heated tobacco product use status	吸煙情況 Smoking status	男 Male		女 Female		合計 Overall	
		人數 No. of persons	百分比 %	人數 No. of persons	百分比 %	人數 No. of persons	百分比 %
曾經吸加熱煙 Ever	從不吸煙 Never	770	16.2	510	18.4	1 270	17.0
	曾經吸煙 Ever	3 970	83.8	2 250	81.6	6 220	83.0
	現時有吸煙 Current	1 570	33.1	1 070	38.7	2 630	35.1
現時有吸加熱煙 Current	從不吸煙 Never	‡	‡	‡	‡	80	4.8
	曾經吸煙 Ever	870	93.2	670	97.8	1 530	95.2
	現時有吸煙 Current	760	81.4	490	71.8	1 250	77.3

註釋： ‡ 由於抽樣誤差大，有關統計數字不予公布。

Note : ‡ Statistics are not released due to large sampling error.

附錄 4：於過去 5 年出版的主題性住戶統計調查報告書*

Appendix 4 : Thematic Household Survey Reports published in the past 5 years*

主題性住戶統計調查第 55 號報告書 (統計期間：9/2013-12/2013)

- 短期逗留在中國內地的香港居民的特徵

Thematic Household Survey Report No. 55 (Survey period: 9/2013-12/2013)

- Characteristics of Hong Kong residents having short stay in the mainland of China

主題性住戶統計調查第 56 號報告書 (統計期間：9/2013-12/2013)

- 運用時間的模式
- 參與無酬活動的情況
- 參與社交及消閒活動的情況
- 家務分擔的情況
- 進修的意向
- 料理家務者

Thematic Household Survey Report No. 56 (Survey period: 9/2013-12/2013)

- Time use pattern
- Pattern of participation in unpaid activities
- Pattern of participation in social and leisure activities
- Sharing of housework
- Intention of undertaking further study
- Home-makers

主題性住戶統計調查第 57 號報告書 (統計期間：6/2014-11/2014)

- 香港分間樓宇單位的住屋狀況

Thematic Household Survey Report No. 57 (Survey period: 6/2014-11/2014)

- Housing conditions of sub-divided units in Hong Kong

主題性住戶統計調查第 58 號報告書 (統計期間：3/2014-8/2014)

- 香港居民的健康狀況
- 就醫情況
- 入住醫院情況
- 接受牙醫診治情況
- 僱主或機構提供醫療福利予僱員及受個人購買的醫療保險保障的情況

Thematic Household Survey Report No. 58 (Survey period: 3/2014-8/2014)

- Health status of Hong Kong residents
- Doctor consultation
- Hospitalisation
- Dental consultation
- Provision of medical benefits by employers / companies and coverage of medical insurance purchased by individuals

主題性住戶統計調查第 59 號報告書 (統計期間：5/2015-8/2015)

- 吸煙情況
- 個人電腦和互聯網的普及程度
- 語言使用情況

Thematic Household Survey Report No. 59 (Survey period: 5/2015-8/2015)

- Pattern of smoking
- Personal computer and Internet penetration
- Use of language

* 所有以往曾出版的《主題性住戶統計調查報告書》可在政府統計處網站(www.censtatd.gov.hk/hkstat/sub/sp140_tc.jsp?productCode=B1130201)免費下載。

* All previously published *Thematic Household Survey Reports* are available for download free of charge from the Census and Statistics Department website(www.censtatd.gov.hk/hkstat/sub/sp140.jsp?productCode=B1130201).

主題性住戶統計調查第 60 號報告書
(統計期間：5/2015-9/2015)

- 香港分間樓宇單位的住屋狀況

Thematic Household Survey Report No. 60
(Survey period: 5/2015-9/2015)

- Housing conditions of sub-divided units in Hong Kong

主題性住戶統計調查第 61 號報告書
(統計期間：10/2015-1/2016)

- 新媒體的使用情況
- 執行贍養令的情況

Thematic Household Survey Report No. 61
(Survey period: 10/2015-1/2016)

- Use of new media
- Enforcement of maintenance orders

主題性住戶統計調查第 62 號報告書
(統計期間：4/2016-7/2016)

- 資訊科技使用情況和普及程度

Thematic Household Survey Report No. 62
(Survey period: 4/2016-7/2016)

- Information technology usage and penetration

主題性住戶統計調查第 63 號報告書
(統計期間：10/2016-1/2017)

- 香港居民的健康狀況
- 就醫情況
- 入住醫院情況
- 接受牙醫診治情況
- 僱主或機構提供醫療福利予僱員及受個人購買的醫療保險保障的情況
- 對器官捐贈的意見

Thematic Household Survey Report No. 63
(Survey period: 10/2016-1/2017)

- Health status of Hong Kong residents
- Doctor consultation
- Hospitalisation
- Dental consultation
- Provision of medical benefits by employers / companies and coverage of medical insurance purchased by individuals
- Views on organ donation

主題性住戶統計調查第 64 號報告書
(統計期間：6/2017-9/2017)

- 吸煙情況
- 個人電腦和互聯網普及程度

Thematic Household Survey Report No. 64
(Survey period: 6/2017-9/2017)

- Pattern of smoking
- Personal computer and Internet penetration

主題性住戶統計調查第 65 號報告書
(統計期間：11/2017-1/2018)

- 青年和中年人士的教育及就業歷程

Thematic Household Survey Report No. 65
(Survey period: 11/2017-1/2018)

- Education and employment trajectories of young and middle-aged persons

主題性住戶統計調查第 66 號報告書
(統計期間：3/2018-6/2018)

- 曾在香港以外地方修讀課程的香港居民
- 從事經濟活動人士的培訓需要
- 非從事經濟活動人士接受工作的意願
- 飼養貓狗的情況
- 語言使用情況

Thematic Household Survey Report No. 66
(Survey period: 3/2018-6/2018)

- Hong Kong residents having studied outside Hong Kong
- Training needs of economically active persons
- Desire of economically inactive persons to take up jobs
- Keeping of dogs and cats
- Use of language

主題性住戶統計調查第 67 號報告書
(統計期間：6/2018-9/2018)

- 資訊科技使用情況和普及程度

Thematic Household Survey Report No. 67
(Survey period: 6/2018-9/2018)

- Information technology usage and penetration

主題性住戶統計調查第 68 號報告書
(統計期間：11/2018-2/2019)

- 香港居民的健康狀況
- 就醫情況
- 入住醫院情況
- 接受牙醫診治情況
- 僱主或機構提供醫療福利予僱員及受個人購買的醫療保險保障的情況
- 對器官捐贈的意見

Thematic Household Survey Report No. 68
(Survey period: 11/2018-2/2019)

- Health status of Hong Kong residents
- Doctor consultation
- Hospitalisation
- Dental consultation
- Provision of medical benefits by employers/ companies and coverage of individually purchased medical insurance
- Views on organ donation

主題性住戶統計調查第 69 號報告書
(統計期間：4/2019-7/2019)

- 個人電腦和互聯網普及程度

Thematic Household Survey Report No. 69
(Survey period: 4/2019-7/2019)

- Personal computer and Internet penetration

獲取政府統計處刊物的方法 Means of obtaining publications of the Census and Statistics Department

網站

用戶可以在政府統計處網站 (www.censtatd.gov.hk/hkstat/quicklink/index_tc.jsp) 免費下載統計刊物。

政府統計處刊物出版組

政府統計處有少數特刊備有印刷版，市民可親臨政府統計處刊物出版組購買。有關備有印刷版的特刊資料，市民可瀏覽政府新聞處的政府書店網站 (www.bookstore.gov.hk) 或聯絡政府統計處刊物出版組。

政府統計處刊物出版組亦設有閱讀區，陳列政府統計處各類刊物的最新期號，供讀者查閱。

刊物出版組的地址是：
香港灣仔港灣道 12 號
灣仔政府大樓 19 樓
電話：(852) 2582 3025
圖文傳真：(852) 2827 1708

訂購服務

政府統計處有少數特刊備有印刷版，於政府新聞處的政府書店網站 (www.bookstore.gov.hk) 有售。市民亦可在政府統計處網站 (www.censtatd.gov.hk/service_desk/list/mail/index_tc.jsp) 下載郵購表格，並將填妥的郵購表格，連同所需費用的支票或匯票寄回辦理。

Website

Users may download statistical publications free of charge from the Census and Statistics Department (C&SD) website (www.censtatd.gov.hk/hkstat/quicklink/index.jsp).

Publications Unit of C&SD

A few ad hoc publications of C&SD are available in print versions. These print versions are available for purchase at the Publications Unit of C&SD. Regarding the details of the ad hoc publications with print versions, users may browse through the Government Bookstore of the Information Services Department (www.bookstore.gov.hk) or contact the Publications Unit of C&SD.

The Publications Unit of C&SD also provides a reading area where users may browse through the latest issue of various publications of the department on display.

The address of the Publications Unit is :
19/F, Wanchai Tower,
12 Harbour Road, Wan Chai, Hong Kong.
Tel. : (852) 2582 3025
Fax : (852) 2827 1708

Order service

A few ad hoc publications of C&SD are available in print versions and are offered for sale online at the Government Bookstore of the Information Services Department (www.bookstore.gov.hk). A mail order form for ordering print versions of publications is also available for downloading on the website of the department (www.censtatd.gov.hk/service_desk/list/mail/index.jsp). Completed form should be sent back together with a cheque or bank draft covering all necessary cost.