

(For information)

*EEC Paper IN 5/05*

## **Assessment of Employment Impact of Policy Measures in CE's 2005 Policy Address**

### **Introduction**

At the seventh EEC meeting held on 5 October 2005, Members noted Paper IN 1/05. It was agreed that a list consolidating the inputs from the concerned bureaux and departments on the estimated completion dates of the various job creation programmes/projects in the CE's 2005 Policy Address be prepared for Members' information.

### **Estimated completion dates of programmes/projects**

..... 2. **Annex** is a consolidated account of the estimated completion dates of the concerned programmes/projects (*position up to early December 2005*) and their respective employment impacts for Members' information.

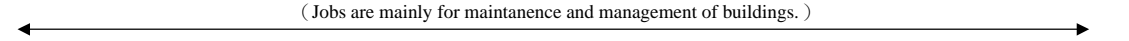
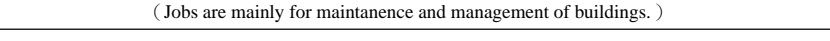
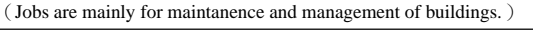
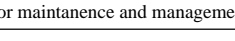
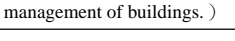







Economic and Employment Council Secretariat  
December 2005

Employment Opportunities Arising from Measures set out in the 2005 Policy Address

Measures	Actual/Estimated Period for Completion and Jobs Involved								Estimated Expenditure	Source of Information	Coordinating/ Policy Bureau
		Completed / 2005	2006	2007	2008	2009	2010	2011 - 2015			
1. Hong Kong Disneyland	No. of Initiatives in each year : No. of jobs involved in each year - (b) Full Operation :	over 11,000 18,400 * # (including the 5,000-strong staff employed by the theme park itself)	19,500	21,300	22,400	23,800	24,700	31500 (On-going employment impact for 2011 - 2015 would vary each year. This figure is for 2015 only.)	Unknown	Policy Address, para. 29	EDLB(TC)
Notes : (*) Measured in terms of full-time equivalents generated in the first year of operation. (#) This row of figures refers to the on-going employment impact as the theme park continues to operate and as attendance expands over time. The incremental impact is thus equivalent to the difference as compared to the figure in preceding year.											
2. 34 new hotels	No. of Initiatives in each year : No. of jobs involved in each year - (a) Construction period : (b) Full Operation :	No. of hotels: 15  N.A. 4,131	No. of hotels: 8  N.A. 2,288	No. of hotels: 8  N.A. 1,529	No. of hotels: 3  N.A. 209	-	-	-	Unknown	Policy Address, para. 29	EDLB(TC)
3. Airlines in HK enlarging their fleets	No. of Initiatives in each year : No. of jobs involved in each year - (a) Construction period : (b) Full Operation :	-  2,020	-  1,840	-	-	-	-	-	Unknown	Policy Address, para. 29	EDLB(EDB)
4. EcoPark	No. of Initiatives in each year : No. of jobs involved in each year - (a) Construction period : (b) Full Operation :	-	Phase I construction (from Jun-Dec 2006): 200 jobs  -	Phase I construction (from Jan-Jul 2007) : 200 jobs  Phase I commissioned (from Jan 2007 onwards) : 210 jobs	-	Phase II construction (Jan-Dec 2009) : 200 jobs  -	-  Phase II commissioned and EcoPark in full operation : 750 jobs	-	\$319 million construction costs	Policy Address, para. 48	EPD
5. \$29 billion capital works (job figures include those under items 6 & 7 below)	No. of Initiatives in each year : No. of jobs involved in each year - (a) Construction period : (b) Full Operation :	16,000 new jobs to be created in 2005 (14,900 new jobs created by end Nov 2005)	We aim to create an average of 15,000 to 16,000 new jobs each year in the coming few years.					-	Approved provision for 2005-06 is \$27.6 billion.	Policy Address, para. 30	ETWB(WB)

N.A. = No Available Information

Measures	Actual/Estimated Period for Completion and Jobs Involved								Estimated Expenditure	Source of Information	Coordinating/ Policy Bureau
		Completed / 2005	2006	2007	2008	2009	2010	2011 - 2015			
6 Deck over 16 sections of nullahs	No. of Initiatives in each year : No. of jobs involved in each year - (a) Construction period : (b) Full Operation :	3  20 -	5  40 -	  -  	4  90 -	  -  	4  550 -	  -  	\$1.2 billion	Policy Address, para. 53	ETWB(WB)
7. Municipal projects (25 projects with priority)	No. of Initiatives in each year: No. of jobs involved in each year - (a) Construction period: (b) Full Operation	-   	1  19  	8  605  	6  771  	6  923  	4  648  	  -  	\$4.4 billion	Policy Address, para. 60	HAB
8. Extend temporary jobs in the public sector	No. of Initiatives in each year : No. of jobs involved in each year - (a) Construction period : (b) Full Operation :	No. of jobs involved in 2005/06 : 11,608   	-   	(The bulk of the temporary posts will expire by end-March 2006. Concerned bureaux, together with its departments/agency, are reviewing the job extension arrangement in order to decide on the number of jobs to be further extended, taking into account operational needs.)				  -  	\$880 million (for 2005/06)	Policy Address, para. 30	EDLB/LD
9. CEPA (including Individual Visit Scheme)	No. of Initiatives in each year : No. of jobs involved in each year - (a) Construction period : (b) Full Operation :	A total of 29,000 jobs would be created in 2004 (19,547 jobs) and 2005 (9,453 jobs) according to the study of the Government in end 2004. The projection is up to end of December 2005.   	-   	-   	-   	-   	-   	-   	Unknown	Policy Address, para. 73 - 76	CITB(CIB)
10. Cultural and creative industry : - establish a Digital Entertainment Incubation cum Training Centre	No. of Initiatives in each year : No. of jobs involved in each year - (a) Construction period : (b) Full Operation :	Completion of the Fitting out work of the Incubation cum Training Centre.   	- 90 (subject to recruitment of incubatees)	- 130 (subject to recruitment of incubatees)	- 80 (subject to recruitment of incubatees)	-   	-   	-   	\$30 million	Policy Address, para. 86	CITB(OGCIO and ITC)

Measures	Actual/Estimated Period for Completion and Jobs Involved								Estimated Expenditure	Source of Information	Coordinating/ Policy Bureau
		Completed / 2005	2006	2007	2008	2009	2010	2011 - 2015			
11. Urban Renewal - Building Repair and Maintenance  - The Building Management and Maintenance Scheme of the Hong Kong Housing Society	No. of Initiatives in each year :  (a) Construction period : (b) Full Operation :	about 2,500  	about 2,500  	about 2,500  	about 2,500  	about 2,500  	about 2,500  	about 2,500 each year for 2011 - 2014  	Totally \$3 billion (for a period of 10 financial years, and expected to assist 800 buildings annually)	Policy Address, para. 92	HPLB
- The Urban Renewal Authority's Building Rehabilitation Project	No. of Initiatives in each year : No. of jobs involved in each year - (a) Construction period : (b) Full Operation :	about 800  	about 800  	about 800  	about 800  	about 800  	-	-	Totally \$253 million (for a period of 5 financial years, and expected to assist about 700 buildings in the 5-year period)	Policy Address, para. 92	HPLB