

**THE LAND REGISTRY**

**Table 1**

Consolidated Monthly Statistics in respect of deeds received  
for registration in the Land Registry

Month : May 2005

Item	Nature of Deeds	Number of Deeds received for registration			Consideration (nearest \$ million)		
		Urban	New Territories	Total	Urban	New Territories	Total
1.	Agreements for Sale and Purchase of Building Units	8,119 ( 9,533 )	6,734 ( 7,613 )	14,853 ( 17,146 )	39,155	14,982	54,137
2.	Agreements for Sale and Purchase of Land	36	202	238	1,438	1,058	2,496
	Sub-total (1) + (2)	8,155	6,936	15,091	40,593	16,040	56,633
3.	Assignments of Building Units	8,889 ( 10,490 )	6,697 ( 7,337 )	15,586 ( 17,827 )	29,544	11,450	40,994
4.	Assignments of Land	32	420	452	1,135	885	2,020
	Sub-total (3) + (4)	8,921	7,117	16,038	30,679	12,335	43,014
5.	Building Mortgages/Building Legal Charges	1	3	4			
6.	Other Mortgages/Legal Charges	7,729	6,617	14,346			
	Sub-total (5) + (6)	7,730	6,620	14,350			
7.	Receipts/Discharges/Releases	7,023	6,924	13,947			
8.	Leases/Tenancy Agreements	429	148	577			
9.	Exclusion Orders	0	0	0			
10.	Others	5,198	3,421	8,619			
	Total	37,456	31,166	68,622			

Note : Figures in brackets denote the number of units involved.

土地註冊處  
土地註冊處收到作登記的契約  
每月綜合統計數字

附表 1

月份： 2005 年 5 月

項目	契約性質	收到作登記的契約數目			價值(以百萬元整數計算)		
		市區	新界	總計	市區	新界	總計
1.	樓宇買賣合約	8,119 ( 9,533 )	6,734 ( 7,613 )	14,853 ( 17,146 )	39,155	14,982	54,137
2.	地段買賣合約	36	202	238	1,438	1,058	2,496
	小計 (1) + (2)	8,155	6,936	15,091	40,593	16,040	56,633
3.	樓宇轉讓契約	8,889 ( 10,490 )	6,697 ( 7,337 )	15,586 ( 17,827 )	29,544	11,450	40,994
4.	地段轉讓契約	32	420	452	1,135	885	2,020
	小計 (3) + (4)	8,921	7,117	16,038	30,679	12,335	43,014
5.	建築按揭 / 抵押	1	3	4			
6.	樓宇按揭 / 抵押	7,729	6,617	14,346			
	小計 (5) + (6)	7,730	6,620	14,350			
7.	撤銷按揭 / 抵押	7,023	6,924	13,947			
8.	租約	429	148	577			
9.	戰前樓宇重建豁免管制令	0	0	0			
10.	其他	5,198	3,421	8,619			
	總計	37,456	31,166	68,622			

註：括號內的數字表示涉及單位數目。

**THE LAND REGISTRY**  
**Comparison of Monthly Statistics**

**Table 2**

Month : May 2005

Item	2005 May	2005 April	2004 May	May 2005 Increase (+) or Decrease (-) as compared with							
				April 2005		May 2004					
				No. or Consideration	Percentage	No. or Consideration	Percentage				
1. Agreements for Sale and Purchase of Building Units											
(a) No.	14,853	16,280	9,047	-	1,427	-	8.8	+	5,806	+	64.2
(b) Consideration	54,137	47,901	25,060	+	6,236	+	13.0	+	29,077	+	116.0
2. Agreements for Sale and Purchase of Land											
(a) No.	238	271	124	-	33	-	12.2	+	114	+	91.9
(b) Consideration	2,496	3,137	1,406	-	641	-	20.4	+	1,090	+	77.5
Sub-total of (1) + (2)											
(a) No.	15,091	16,551	9,171	-	1,460	-	8.8	+	5,920	+	64.6
(b) Consideration	56,633	51,038	26,466	+	5,595	+	11.0	+	30,167	+	114.0
3. Assignments of Building Units											
(a) No.	15,586	12,994	14,341	+	2,592	+	19.9	+	1,245	+	8.7
(b) Consideration	40,994	36,857	31,620	+	4,137	+	11.2	+	9,374	+	29.6
4. Assignments of Land											
(a) No.	452	451	315	+	1	+	0.2	+	137	+	43.5
(b) Consideration	2,020	6,098	2,606	-	4,078	-	66.9	-	586	-	22.5
Sub-total of (3) + (4)											
(a) No.	16,038	13,445	14,656	+	2,593	+	19.3	+	1,382	+	9.4
(b) Consideration	43,014	42,955	34,226	+	59	+	0.1	+	8,788	+	25.7
5. No. of Building Mortgages/Building Legal Charges	4	31	9	-	27	-	87.1	-	5	-	55.6
6. No. of Other Mortgages/Legal Charges	14,346	11,780	13,187	+	2,566	+	21.8	+	1,159	+	8.8
Sub-total of (5) + (6)	14,350	11,811	13,196	+	2,539	+	21.5	+	1,154	+	8.7
7. No. of Receipts/Discharges/Releases	13,947	12,437	11,439	+	1,510	+	12.1	+	2,508	+	21.9

Note : Consideration rounded to the nearest million Hong Kong dollars.

**土地註冊處**  
**每月統計數字比對表**

附表 2

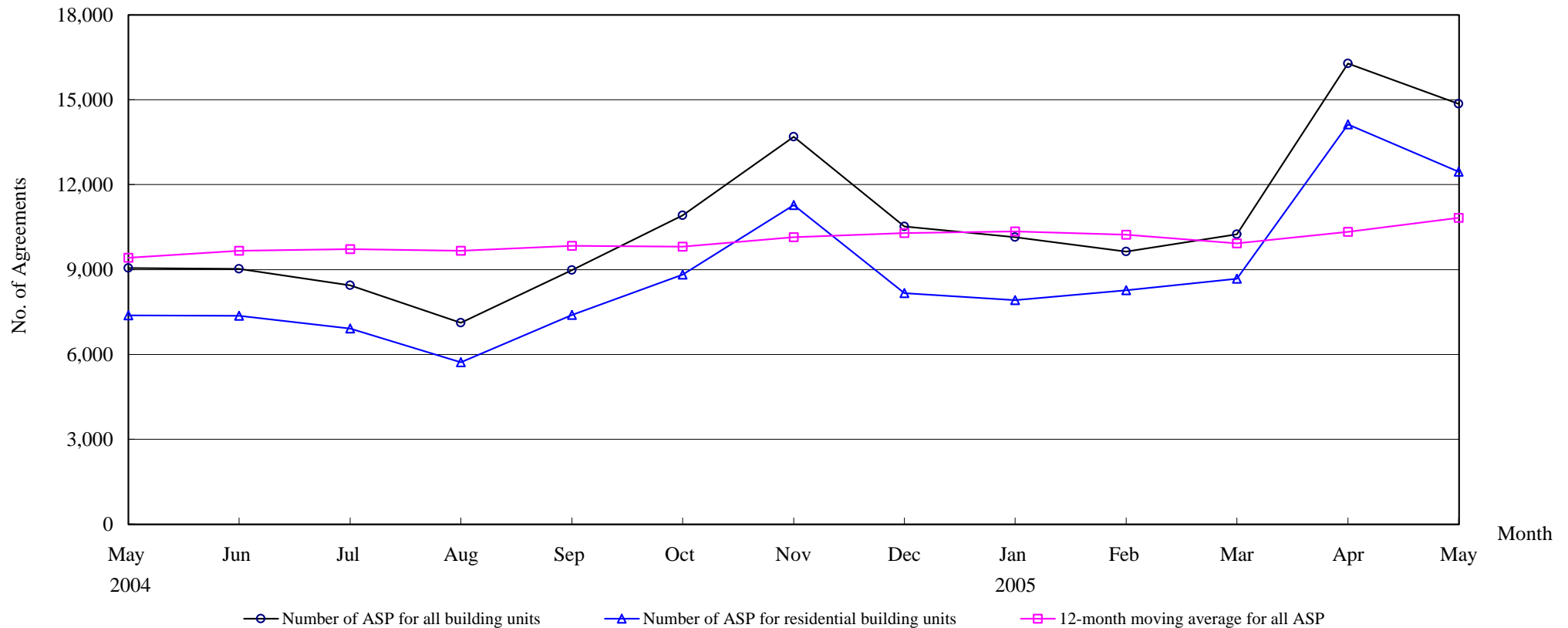
月份：2005 年 5 月

項目	2005 年 5 月	2005 年 4 月	2004 年 5 月	2005 年 5 月 增加 (+) 或 減少 (-)			
				2005 年 4 月		2004 年 5 月	
				數目或價值	百分比	數目或價值	百分比
1. 樓宇買賣合約							
(a) 數目	14,853	16,280	9,047	- 1,427	- 8.8	+ 5,806	+ 64.2
(b) 價值	54,137	47,901	25,060	+ 6,236	+ 13.0	+ 29,077	+ 116.0
2. 地段買賣合約							
(a) 數目	238	271	124	- 33	- 12.2	+ 114	+ 91.9
(b) 價值	2,496	3,137	1,406	- 641	- 20.4	+ 1,090	+ 77.5
<b>小計(1)+(2)</b>							
(a) 數目	15,091	16,551	9,171	- 1,460	- 8.8	+ 5,920	+ 64.6
(b) 價值	56,633	51,038	26,466	+ 5,595	+ 11.0	+ 30,167	+ 114.0
3. 樓宇轉讓契約							
(a) 數目	15,586	12,994	14,341	+ 2,592	+ 19.9	+ 1,245	+ 8.7
(b) 價值	40,994	36,857	31,620	+ 4,137	+ 11.2	+ 9,374	+ 29.6
4. 地段轉讓契約							
(a) 數目	452	451	315	+ 1	+ 0.2	+ 137	+ 43.5
(b) 價值	2,020	6,098	2,606	- 4,078	- 66.9	- 586	- 22.5
<b>小計(3)+(4)</b>							
(a) 數目	16,038	13,445	14,656	+ 2,593	+ 19.3	+ 1,382	+ 9.4
(b) 價值	43,014	42,955	34,226	+ 59	+ 0.1	+ 8,788	+ 25.7
5. 建築按揭 / 抵押數目	4	31	9	- 27	- 87.1	- 5	- 55.6
6. 樓宇按揭 / 抵押數目	14,346	11,780	13,187	+ 2,566	+ 21.8	+ 1,159	+ 8.8
<b>小計(5)+(6)</b>	14,350	11,811	13,196	+ 2,539	+ 21.5	+ 1,154	+ 8.7
7. 撤銷按揭 / 抵押數目	13,947	12,437	11,439	+ 1,510	+ 12.1	+ 2,508	+ 21.9

註：價值以港幣百萬元計算。

**The Land Registry**  
**Chart showing the number of Sale and Purchase Agreements of**  
**building units from May 2004 to May 2005**

**Table 3**



**Number of Sale and Purchase Agreements of building units**

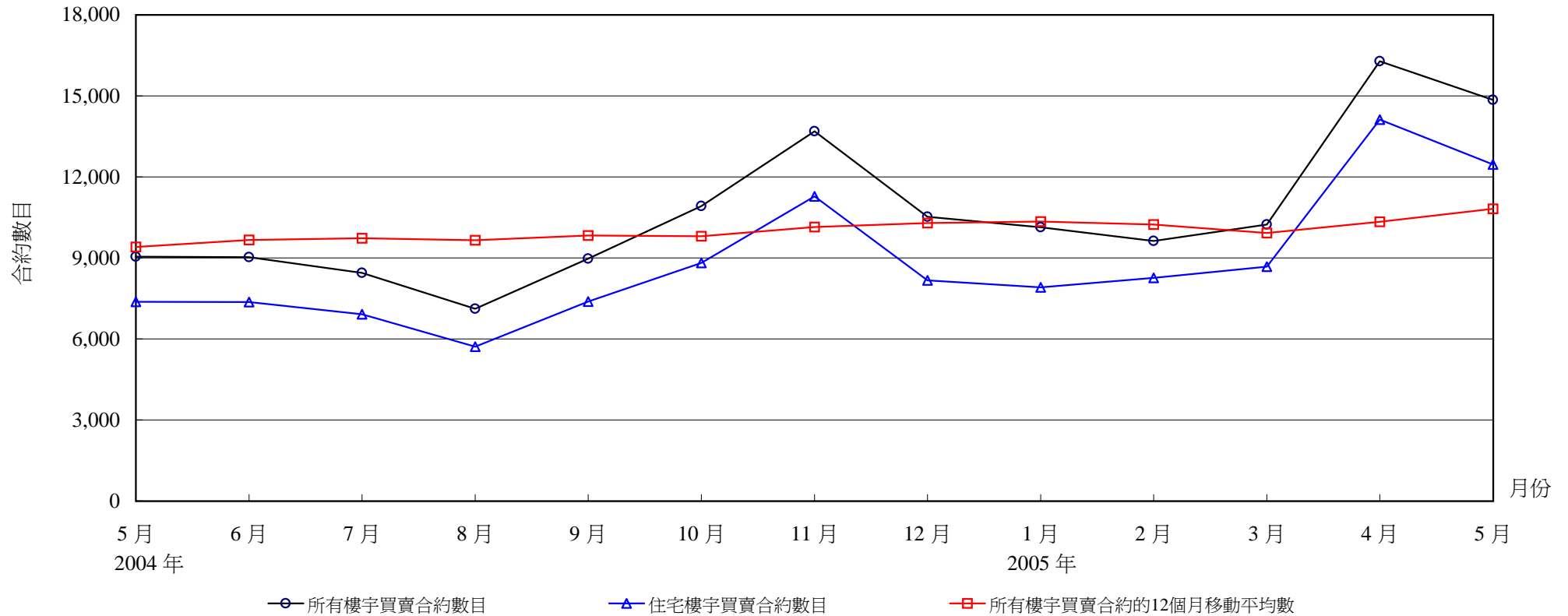
Year	2004								2005				
Month	May	Jun	Jul	Aug	Sep	Oct	Nov	Dec	Jan	Feb	Mar	Apr	May
Number of ASP for all building units	9,047	9,029	8,447	7,121	8,973	10,916	13,690	10,520	10,138	9,631	10,238	16,280	14,853
Number of ASP for residential building units	7,380	7,362	6,911	5,716	7,385	8,811	11,281	8,166	7,909	8,260	8,673	14,124	12,463
12-month moving average for all ASP	9,409	9,660	9,726	9,657	9,833	9,807	10,144	10,290	10,346	10,235	9,927	10,336	10,820

Note : Sales of residential units refer to sale and purchase agreements with payment of stamp duty. These statistics do not include sales of units under the Home Ownership Scheme, the Private Sector Participation Scheme and the Tenants Purchase Scheme except those after payment of premium.

## 土地註冊處

附表 3

2004年5月至2005年5月期間的樓宇買賣合約統計圖



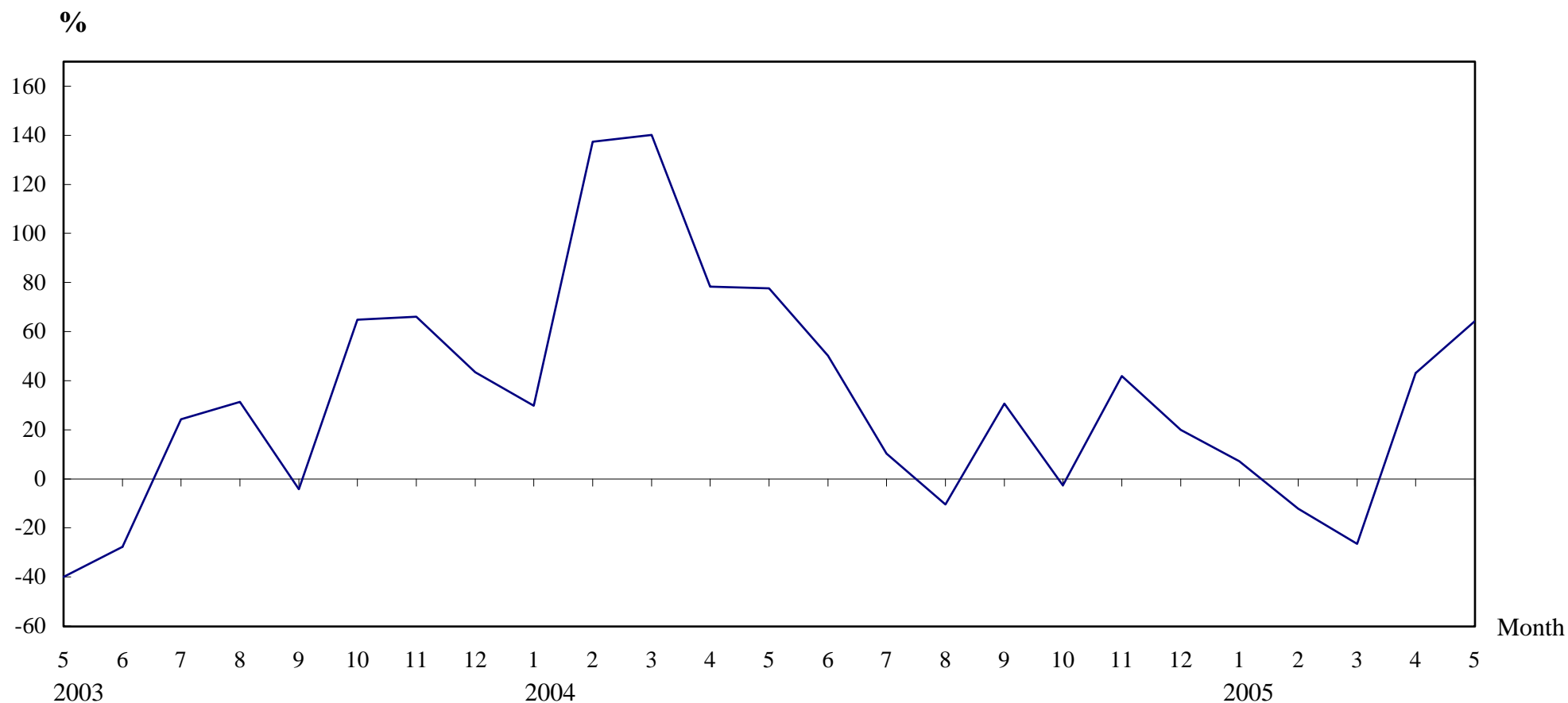
樓宇買賣合約數目

年份	2004年								2005年				
月份	5月	6月	7月	8月	9月	10月	11月	12月	1月	2月	3月	4月	5月
所有樓宇買賣合約數目	9,047	9,029	8,447	7,121	8,973	10,916	13,690	10,520	10,138	9,631	10,238	16,280	14,853
住宅樓宇買賣合約數目	7,380	7,362	6,911	5,716	7,385	8,811	11,281	8,166	7,909	8,260	8,673	14,124	12,463
所有樓宇買賣合約的12個月移動平均數	9,409	9,660	9,726	9,657	9,833	9,807	10,144	10,290	10,346	10,235	9,927	10,336	10,820

註：住宅樓宇買賣是指已繳付印花稅的樓宇買賣合約。這些統計數字並不包括居者有其屋、私人機構參建居屋及租者置其屋計劃的住宅買賣，除非有關單位轉售限制期屆滿並已補償差價。

**The Land Registry**  
**Year-on-year Rate of Change in the Number of Sale and Purchase Agreements**

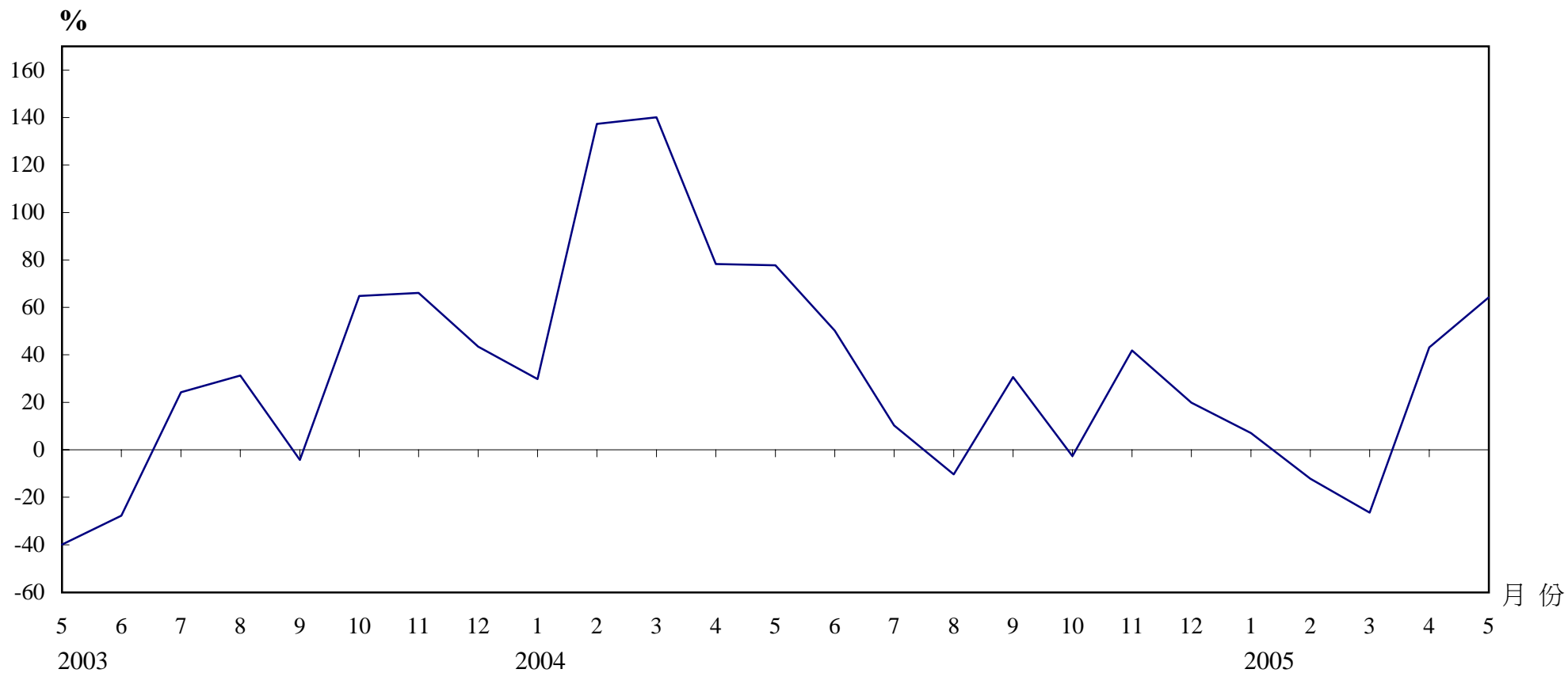
**Table 4**



**Number of Sale and Purchase Agreements of residential and non-residential building units**

Year/Month	Jan	Feb	Mar	Apr	May	Jun	Jul	Aug	Sep	Oct	Nov	Dec
2003	7,293	4,622	5,800	6,382	5,090	6,013	7,658	7,947	6,866	11,219	9,648	8,771
2004	9,468	10,967	13,924	11,378	9,047	9,029	8,447	7,121	8,973	10,916	13,690	10,520
2005	10,138	9,631	10,238	16,280	14,853							

樓宇買賣合約數目（與去年同期比較）升降趨勢圖



樓宇買賣合約（包括住宅及非住宅單位）數目

年/月	1月	2月	3月	4月	5月	6月	7月	8月	9月	10月	11月	12月
2003年	7,293	4,622	5,800	6,382	5,090	6,013	7,658	7,947	6,866	11,219	9,648	8,771
2004年	9,468	10,967	13,924	11,378	9,047	9,029	8,447	7,121	8,973	10,916	13,690	10,520
2005年	10,138	9,631	10,238	16,280	14,853							

## THE LAND REGISTRY

### Number of Sale and Purchase Agreements of residential building units and total consideration from May 2004 to May 2005

Year / Month		Range of Consideration ( \$ million )												Total		
		Less than 1		1 to less than 2		2 to less than 3		3 to less than 5		5 to less than 10		10 or over				
		No.	%	No.	%	No.	%	No.	%	No.	%	No.	%	No.	Consideration (\$ million)	
2004	5	2,191	30	2,353	32	1,353	18	734	10	482	7	267	4	7,380	19,863	
	6	1,937	26	2,641	36	1,536	21	724	10	290	4	234	3	7,362	17,726	
	7	1,807	26	2,059	30	1,867	27	788	11	272	4	118	2	6,911	16,026	
	8	1,762	31	1,759	31	962	17	706	12	375	7	152	3	5,716	14,142	
	9	1,976	27	2,129	29	1,290	17	1,289	17	489	7	212	3	7,385	19,476	
	10	1,978	22	2,582	29	1,809	21	1,367	16	766	9	309	4	8,811	26,585	
	11	2,441	22	3,049	27	2,579	23	1,988	18	786	7	438	4	11,281	34,975	
	12	2,047	25	2,676	33	1,513	19	962	12	610	7	358	4	8,166	23,885	
	2005	1	2,093	26	2,425	31	1,183	15	1,137	14	784	10	287	4	7,909	23,290
		2	1,715	21	2,159	26	1,715	21	1,823	22	643	8	205	2	8,260	23,487
		3	1,784	21	2,695	31	1,692	20	1,418	16	801	9	283	3	8,673	26,689
		4	2,990	21	4,938	35	2,857	20	1,883	13	1,021	7	435	3	14,124	38,662
5		2,519	20	3,665	29	2,422	19	1,927	15	1,016	8	914	7	12,463	45,800	

Note : Figures in percentage for individual items may not add up to 100% due to rounding.

## 土地註冊處

**2004年5月至2005年5月期間的住宅樓宇買賣合約數字及金額**

年 / 月	金額分類 (百萬元)												總計	
	少於1		1至少於2		2至少於3		3至少於5		5至少於10		10或以上			
	數目	%	數目	%	數目	%	數目	%	數目	%	數目	%	數目	價值 (百萬元)
2004 5	2,191	30	2,353	32	1,353	18	734	10	482	7	267	4	7,380	19,863
6	1,937	26	2,641	36	1,536	21	724	10	290	4	234	3	7,362	17,726
7	1,807	26	2,059	30	1,867	27	788	11	272	4	118	2	6,911	16,026
8	1,762	31	1,759	31	962	17	706	12	375	7	152	3	5,716	14,142
9	1,976	27	2,129	29	1,290	17	1,289	17	489	7	212	3	7,385	19,476
10	1,978	22	2,582	29	1,809	21	1,367	16	766	9	309	4	8,811	26,585
11	2,441	22	3,049	27	2,579	23	1,988	18	786	7	438	4	11,281	34,975
12	2,047	25	2,676	33	1,513	19	962	12	610	7	358	4	8,166	23,885
2005 1	2,093	26	2,425	31	1,183	15	1,137	14	784	10	287	4	7,909	23,290
2	1,715	21	2,159	26	1,715	21	1,823	22	643	8	205	2	8,260	23,487
3	1,784	21	2,695	31	1,692	20	1,418	16	801	9	283	3	8,673	26,689
4	2,990	21	4,938	35	2,857	20	1,883	13	1,021	7	435	3	14,124	38,662
5	2,519	20	3,665	29	2,422	19	1,927	15	1,016	8	914	7	12,463	45,800

註：由於四捨五入關係，個別項目的百分率數字加起來可能不等於百分之一百。

## THE LAND REGISTRY

### Monthly Statistics in respect of Sale & Purchase Agreements of building units received for registration on regional basis

Month: May 2005

Item	District	Sale and Purchase Agreements of Building Units	
		No. of Transactions	Consideration (nearest \$million)
1.	Hong Kong	2,971	14,643
2.	Kowloon	5,148	24,512
3.	Islands	407	1,757
4.	North	356	626
5.	Sai Kung	1,281	3,733
6.	Shatin	931	1,833
7.	Tai Po	402	713
8.	Tsuen Wan	1,631	3,508
9.	Tuen Mun	857	1,009
10.	Yuen Long	869	1,803
	<b>Total</b>	14,853	54,137

**土地註冊處**  
呈交註冊的樓宇買賣合約每月分區統計數字

月份：2005 年 5 月

項目	區域	樓宇買賣合約	
		交易宗數	價值 (以百萬元整數計算)
1.	香港	2,971	14,643
2.	九龍	5,148	24,512
3.	離島	407	1,757
4.	北區	356	626
5.	西貢	1,281	3,733
6.	沙田	931	1,833
7.	大埔	402	713
8.	荃灣	1,631	3,508
9.	屯門	857	1,009
10.	元朗	869	1,803
	總計	14,853	54,137