土木工程拓展署
Civil Engineering and Development Department

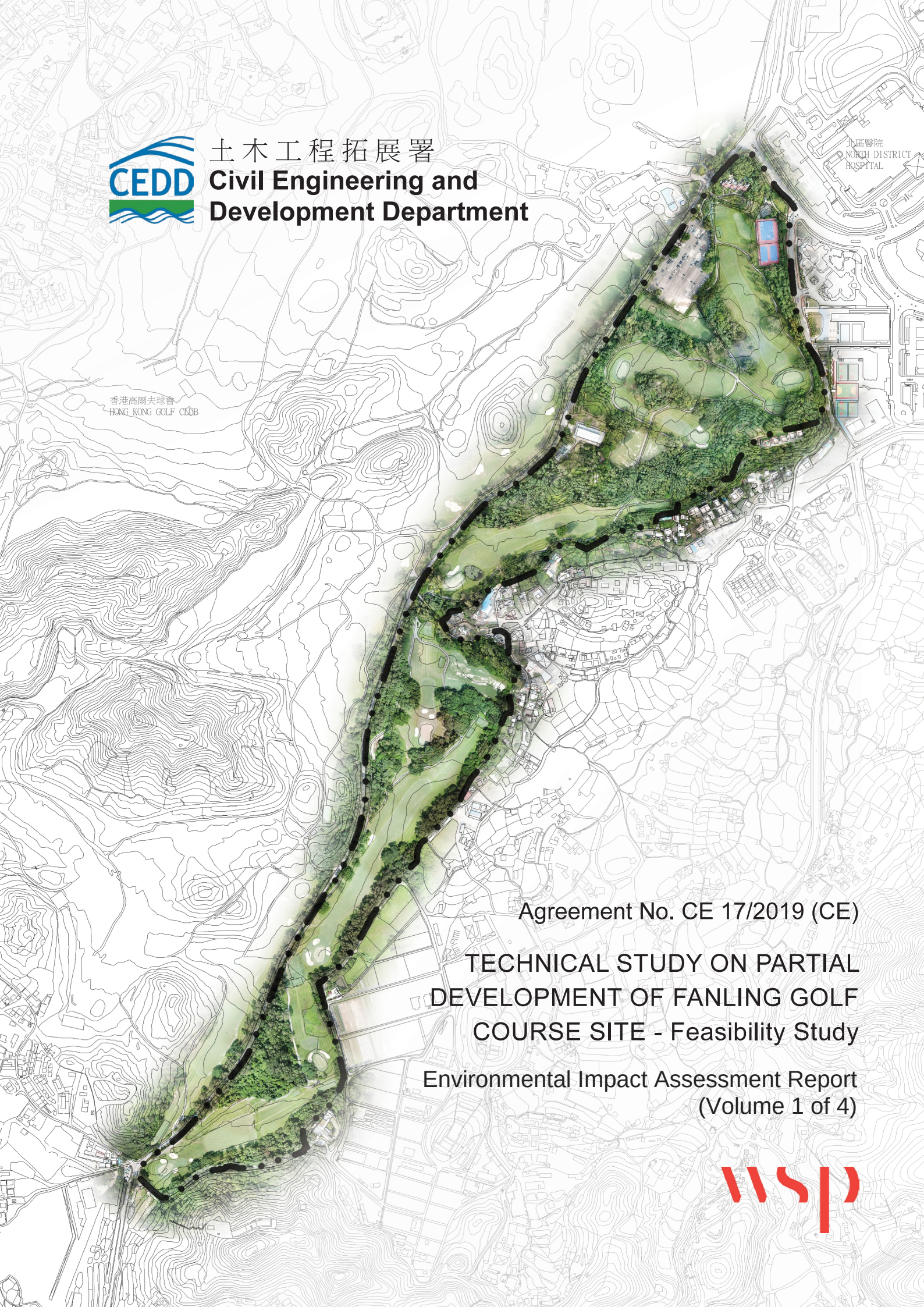

Agreement No. CE 17/2019 (CE)

TECHNICAL STUDY ON PARTIAL DEVELOPMENT OF FANLING GOLF COURSE SITE - Feasibility Study

Environmental Impact Assessment Report (Volume 1 of 4)

wsp

CONTENTS

Page

1 INTRODUCTION 1-1

1.1 Background 1-1

1.2 Scope of this Project 1-1

1.3 EIA Study Brief 1-2

1.4 Designated Project 1-2

1.5 Potential Development Area 1-2

1.6 Project Benefits, Green and Environmental Initiatives 1-2

1.7 Concurrent Projects 1-4

1.8 Objective of the EIA Report 1-5

1.9 Structure of EIA Report 1-7

TABLES

Table 1.1 Concurrent Projects 1-5

FIGURES

Figure 1.1 Location of the Project

Figure 1.2 Locations of Concurrent Projects

1 INTRODUCTION

1.1 Background

1.1.1 After public consultation on various land supply options in 2018, the Task Force on Land Supply (Task Force) (TFLS) recommended on 31 December 2018, among others, the Government to accord priority to studying and resuming the 32 ha of land of FGC to the east of Fan Kam Road for housing development. On 20 February 2019, the Government announced that the eight land supply options (including the partial development of the FGC site) recommended by the Task Force were fully endorsed.

1.1.2 The Government also announced that the Government will develop the 32 ha of land east of Fan Kam Road of FGC for the purpose of housing development (with emphasis on public housing), and will accordingly commence a detailed, technical study in the second half of 2019 to ascertain the highest flat yield attainable in short to medium terms; assess the scope of infrastructural works required to support such development; identify environmental, ecological and other constraints, and formulate mitigation measures to contain any identified impacts to within acceptable limits; and come up with an implementation plan with timing and costs.

1.1.3 WSP (Asia) Ltd. has been appointed by CEDD to undertake this Technical Study Agreement No. CE17/2019 (CE) and title of "Technical Study on Partial Development of Fanling Golf Course Site – Feasibility Study" (the Project). This Assignment was commenced on 30 September 2019.

1.2 Scope of this Project

1.2.1 This Project is to conduct for timely completion of all the necessary studies, inquiries and assessments for the Technical Study for the purpose of supporting the preparation of OZP for the FGC site and coming up with the recommended Infrastructure Works and the respective implementation schedules supporting the proposed Developments.

1.2.2 The Project includes the following major tasks:

(a) To formulate preferred development layout and intensities through evaluation of development options and propose associated infrastructure to support the developments;

(b) To formulate a Broad Land Use Plan to serve as basis for technical assessment and a Recommended Landscape Plan;

(c) To conduct various technical assessments including preliminary traffic and transport impact assessment and other preliminary engineering / technical assessments to confirm feasibility of the Board Land Use Plan;

(d) To carry out environmental impact assessment under Environmental Impact Assessment Ordinance (EIAO);

(e) To confirm the feasibility of engineering works;

(f) To conduct the associated site investigation works; and

(g) To consult relevant stakeholders.

1.3 EIA Study Brief

1.3.1 In accordance with the requirements of Section 5(1)(a) of the Technical Memorandum – Environmental Impact Assessment Ordinance (EIAO-TM), an application (No. ESB-318/2019) for an Environmental Impact Assessment (EIA) Study Brief was submitted to Environmental Protection Department (EPD) on 29 May 2019 with a Project Profile (PP-583/2019). Pursuant to Section 5(7)(a) of the EIA Ordinance, the Director of Environmental Protection issued to the Project Proponent, namely CEDD, an EIA Study Brief (EIA Study Brief No: ESB-318/2019 dated 9 July 2019) to carry out an EIA Study.

1.4 Designated Project

1.4.1 The proposed Development Area has a study area of about 32 ha. It falls within Item 1 under Schedule 3 of the Environmental Impact Assessment Ordinance (EIAO), i.e. "Engineering feasibility study of urban development projects with a study area covering more than 20 ha or involving a total population of more than 100,000" and is therefore a Designated Project (DP) requiring an EIA report.

1.4.2 Based on the current information, the Project does not include any individual work items that fall under Schedule 2 of the EIAO.

1.5 Potential Development Area

1.5.1 The Potential Development Area (PDA) covers approximately 32 hectares (ha), as shown in **Figure 1.1**, is bounded by Ping Kong Road to its northeast, Po Kin Road to its north, Fan Kam Road to its northwest and west, rural settlements of Ping Kong to its east, Tai Lung Experimental Farm and a green hillock to its southeastern and southern ends.

1.5.2 The PDA is divided into four areas: Sub-Area 1 which is located at the northernmost part of PDA and extended up to the edge of woodland adjacent to the Fanling Raw Water Pumping Station; Sub-Area 2 which is bounded by the aforesaid woodland and the access road of On Po; Sub-Area 3 which is bounded by the existing access road of On Po in the north and the narrow edge adjacent to Tai Lung Experimental Farm; and Sub-Area 4 which is bounded by the southern edge of Sub-Area 3 and the site boundary of PDA.

1.5.3 Having assessed and evaluated the various development options, housing development is only proposed at Sub-Area 1. This will be further elaborated in the following chapters.

1.6 Project Benefits, Green and Environmental Initiatives

Project Benefits

1.6.1 The project intends to ease the urging demand for housing development. The proposed development would plan for a balanced community to optimize the use of the scarce land resources to serve the urgent housing need as well as to provide community facilities to

the neighborhood.

1.6.2 In formulating the proposed developments for the Project, consideration has been given to the views and comments made by the local communities and the stakeholders, guiding principles and overall development strategies including urban design. Technical and environmental assessments on traffic, engineering, air quality, noise, water quality, waste management, land contamination, sewerage, cultural heritage, landscape and visual, ecology, etc. have been conducted and mitigation measures were recommended. The development has stroke a balance between the environment, economy as well as the pressing housing needs. The benefits of this Project are broadly described as follows:-

- **Relieving Housing Demand** – The proposed housing development will provide approximate 12,000 housing units, subject to the ratio of public rental housing (PRH) and subsidized sale flats (SSF), which could accommodate approximately 33,600 population, alleviating scarcity of housing supply.
- **Creating Recreation cum Conservation Area** – With a concept to preserving the precious environment, Sub-Area 2 to 4 will be converted to form a recreation cum conservation area for public enjoyment and relaxation. Recreational and ancillary facilities with minimal new structure/change to existing site conditions would only be provided in Sub-Area 2 to 3. No works would be carried out in Sub-Area 4.
- **Community Enhancement** – Commercial and retail facilities will be provided within the proposed development sites to serve the planned population as well as the nearby community. A Public Transport Interchange (PTI), pedestrian walkway and cycling track will be provided near Ping Kong Road which could also serves the nearby villagers and residents.
- **Government, Institution and Community (G/IC) Facilities** – Various educational facilities (e.g. kindergartens etc.) as well as social welfare facilities comprising Neighbourhood Elderly Centres (NECs), Residential Care Home for the Elderly (RCHE) cum Day Care Unit (DCU), Child Care Centre (CCC), Day Activity Centre (DAC), Hostel for Severely Mentally Handicapped Persons (HSMH), Hostel for Moderately Mentally Handicapped Persons (HMMH), Supported Hostel for Mentally Handicapped Persons (SHOS(MH)), Integrated Vocational Rehabilitation Services Centre (VRSC) and Hostel for Severely Physically Handicapped Persons (HSPH) have been planned in the proposed development. The proposed G/IC facilities are anticipated to alleviate the increasing welfare and educational demand at Fanling area and the needs arising from the proposed developments.

Green and Environmental Initiatives

1.6.3 The vision of the Project is to create a sustainable, green and liveable community provided with supporting infrastructure to cater for future development needs. Environmental considerations are one of the key factors in the formulating of development of PDA. Throughout the development formulation, appreciation has been made to the potential environmental initiatives both to conserve existing environmental resources and, where opportunities exist, to enhance and upgrade the environment on various aspects. The major green and environmental initiatives that this Project offers are summarized in below paragraphs.

1.6.4 Recently, there are increasing awareness in sustainable development. This Project has

duly considered the sustainable strategy in respect of town planning, urban design, transportation and blue-green infrastructure for a creation of a sustainable local community. When formulating the development layout of PDA, the adoption of green building design, energy-efficient features and renewable energy technologies within the PDA has been promoted.

1.6.5 In addition to green transport management, a comprehensive water management system including sewerage, drainage and water resources infrastructure has been recommended. Blue-green infrastructures, such as porous pavement and green roofs have been considered. Besides, the use of reclaimed water for flushing has been explored to promote the sustainable use of water.

1.6.6 The various habitats with conservation importance in Sub-Area 2 to 4 will be preserved under the Project as far as practicable to maintain the local character and fringe between urban and rural areas. Besides, screen planting, green roof and corresponding landscape works such as planting of climbers, shrubs, etc. would also be recommended in the housing development.

1.6.7 For the aspect of solid waste management, the amount of municipal solid waste generated and disposed of can be minimised through on-site waste management plan including local recycling of organic waste, local recycling of glass for building blocks production and source separation of recyclables. Also, the adoption of automatic refuse collection system will be investigated to reduce fuel use, odour and noise of waste transport.

1.6.8 Green energy saving will also be adopted when appropriate. Measures include encouraging the use of energy-efficient building design and materials, promoting certification under BEAM Plus or other equivalent accreditations, exploration of community gardens in open space and amenity areas to promote green living, deploying energy-saving installations such as solar hot water system, etc

1.7 Concurrent Projects

1.7.1 In order to assess the cumulative impacts, a review of the best available information at the time of this EIA report to identify the concurrent projects in the vicinity that are undergoing planning, design, construction and/or operation within the construction and/or operation period of the Study has been conducted and a list of the tentative concurrent projects identified at this stage is summarised in **Table 1.1** below.

1.7.2 Various cumulative impacts for different concurrent projects have been identified and detailed justifications on consideration of various cumulative environmental impacts from individual concurrent projects have been included in the corresponding technical chapters.

1.7.3 The locations of these concurrent projects are shown in **Figure 1.2**.

Table 1.1 Concurrent Projects

Concurrent Project	Project Proponent	Tentative	Target Operation/ Target

		Construction Commencement	Completion of Development
Potential Housing Developments in North District - Ching Hiu Road	CEDD	2022	2030
Potential Housing Developments in North District - Tai Tau Leng	CEDD	2025	2032
North District Hospital Extension	ArchSD/ HA	2021	2030
Drainage Improvements at North District	DSD	2021	2027
Fanling Highway Widening	CEDD	2024	2031
Po Shek Wu Flyover	CEDD	2024	2029
Road Improvement Works at Fan Kam Road	HyD	N/A [(a)]	N/A [(a)]
Fanling Area 36 Phase 4 (Ching Ho Extension)	CEDD	2020	2024
Private Housing Development at Lot 4076 in D.D. 91	Private Developer	N/A [(a)]	2028
Reclaimed Water Supply to Sheung Shui and Fanling – Investigation, Design and Construction	WSD	2020	2025
Sheung Shui Lot 2RP in DD 92, Sheung Shui	Private Developer	N/A [(a)]	2023
So Kwun Po Interchange [(b)]	CEDD	2025	2030
Retrofitting of Noise Barriers on Po Shek Wu Road	EPD	2024	2028

Note:

(a) The commencement/ completion of construction is not available.
(b) As advised by CEDD, construction details (e.g. plant inventory) are not yet available. EIA Study will be commenced shortly in 2021.

1.8 Objective of the EIA Report

1.8.1 The objectives of this EIA Study are as follows:

(a) To describe the Project and associated works together with the requirements and environmental benefits for carrying out the Project;

(b) To identify and describe elements of the community and environment likely to be affected by the Project and/or likely to cause adverse impacts to the Project, including both the natural and man-made environment and associated environmental constraints;

(c) To identify and quantify emission sources and determine the significance of impacts on sensitive receivers and potential affected uses;

(d) To identify and quantify any potential ecological and fisheries impacts arising from the construction and operation of the Project and to proposed measures to mitigate these impacts;

(e) To identify any potential landscape and visual impacts and to propose measures to mitigate these impacts;

(f) To identify any negative impacts on sites of cultural heritage and to propose measures to mitigate these impacts;

(g) To propose measures/actions to avoid or minimize potential archaeological impacts if any archaeological remains are identified during the construction of the Project;

(h) To identify and quantify contaminated land within any Project area for development works, and to propose measures to avoid disposal in the first instance;

(i) To propose the provision of infrastructure or mitigation measures to minimize pollution, environmental disturbance and nuisance during construction and operation of the Project;

(j) To identify, predict and evaluate the residual (i.e. after practicable mitigation) environmental impacts and the cumulative effects expected to arise during the construction and operation phases of the Project in relation to the sensitive receivers and potential affected uses;

(k) To identify, assess and specify methods, measures and standards, to be included in the detailed design, construction and operation of the Project which are necessary to mitigate these residual environmental impacts and cumulative effects and reduce them to acceptable levels;

(l) To investigate the extent of the secondary environmental impacts that may arise from the proposed mitigation measures and to identify constraints associated with the mitigation measures recommended in the EIA study, as well as the provision of any necessary modification;

(m) To identify, assess and evaluate the cumulative impacts arising from all the elements and works of the Project;

(n) To design and specify the environmental monitoring and audit requirements to ensure the implementation and the effectiveness of the environmental protection and pollution control measures adopted;

(o) to investigate the feasibility, effectiveness and implications of the proposed mitigation measures;

(p) to identify any additional studies necessary to implement the mitigation measures or monitoring and proposals recommended in the EIA report; and

(q) To identify DP(s) listed under Schedule 2 of the EIAO as part of the Project for assessment under the EIA study.

1.9 Structure of EIA Report

1.9.1 This EIA report presents the environmental impacts that may arise from the construction and operation of the Project and the associated mitigation measures, as follows:

Chapter	Title	Aims
1	Introduction	Introduces the project background and objectives of this Report
2	Project Description	Provides a description of the Project and summarises the consideration and selection of alternative options for development
3	Air Quality Impact	Presents the legislation, assessment methodology, impact assessment and mitigation measures required for air quality impact
4	Noise Impact	Presents the legislation, assessment methodology, impact assessment and mitigation measures required for noise impact
5	Water Quality Impact	Presents the legislation, assessment methodology, impact assessment and mitigation measures required for water quality impact
6	Sewerage and Sewage Treatment Implications	Presents the legislation, assessment methodology, impact assessment and mitigation measures required for sewerage and sewage treatment
7	Waste Management Implications	Presents the legislation, assessment methodology, impact assessment and mitigation measures required for waste management
8	Land Contamination	Presents the legislation, assessment methodology, impact assessment and mitigation

Chapter	Title	Aims
		measures required for land contamination evaluation
9	Ecological Impact	Presents the legislation, assessment methodology, impact assessment and mitigation measures required for ecological impact
10	Fisheries Impact	Presents the legislation, assessment methodology, impact assessment and mitigation measures required for fisheries impact
11	Landscape and Visual Impacts	Presents the legislation, assessment methodology, impact assessment and mitigation measures required for landscape and visual impacts
12	Impact on Cultural Heritage	Presents the legislation, assessment methodology, impact assessment and mitigation measures required for cultural heritage impact
13	Environmental Monitoring and Audit Requirements	Summarises the EM&A requirements
14	Summary of Environmental Outcome	Summarises the key environmental outcomes arising from the EIA Study
15	Conclusion	Summarises the findings and concludes the overall acceptability of the Project

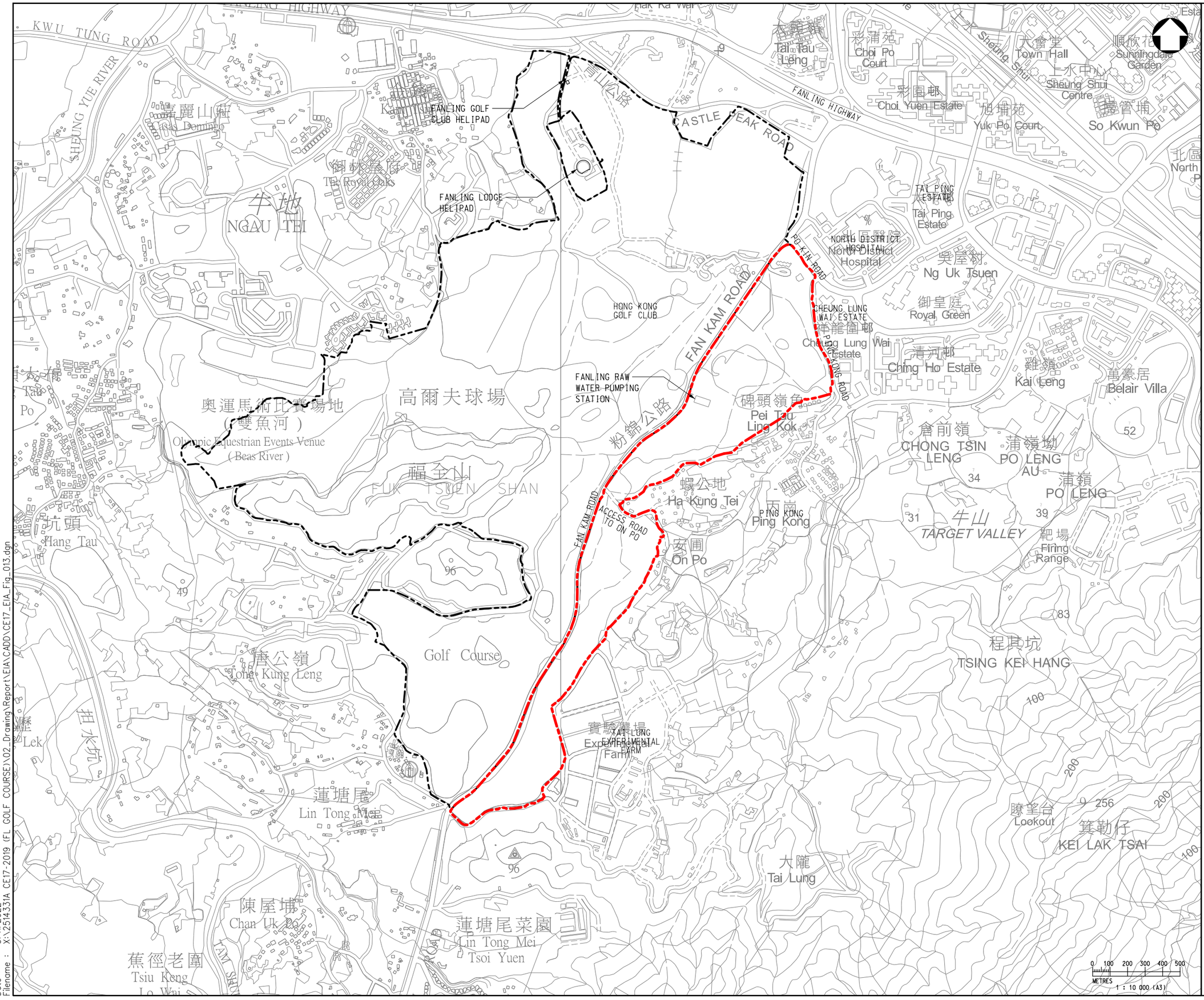

NOTES :

1. ALL DIMENSIONS ARE IN MILLIMETRES UNLESS OTHERWISE STATED.
2. ALL LEVELS ARE IN METRES (M) AND RELATIVE TO HONG KONG PRINCIPAL DATUM (mPD).

LEGEND :

PROJECT BOUNDARY

FANLING GOLF COURSE (FGC)

Rev	Description	By	Date

Consultant

wsp

Project title

AGREEMENT NO. CE17/2019 (CE)
TECHNICAL STUDY ON PARTIAL DEVELOPMENT OF FANLING GOLF COURSE SITE
– FEASIBILITY STUDY

Drawing title

LOCATION OF THE PROJECT

Drawing no. Figure 1.1 Rev. –

Drawn	Date	Checked	Approved
CAD	12/2020	CCK	EW

Scale AS SHOWN (A3) Status –

© COPYRIGHT RESERVED

CEDD 土木工程拓展署 CIVIL ENGINEERING AND DEVELOPMENT DEPARTMENT 北拓展處 NORTH DEVELOPMENT OFFICE

Date : 5/11/2022
Filename : X:\2514331A CE17-2019 (FL GOLF COURSE)\02_Drawing\Report\EIA\CADD\CE17_EIA_Fig_013.dgn

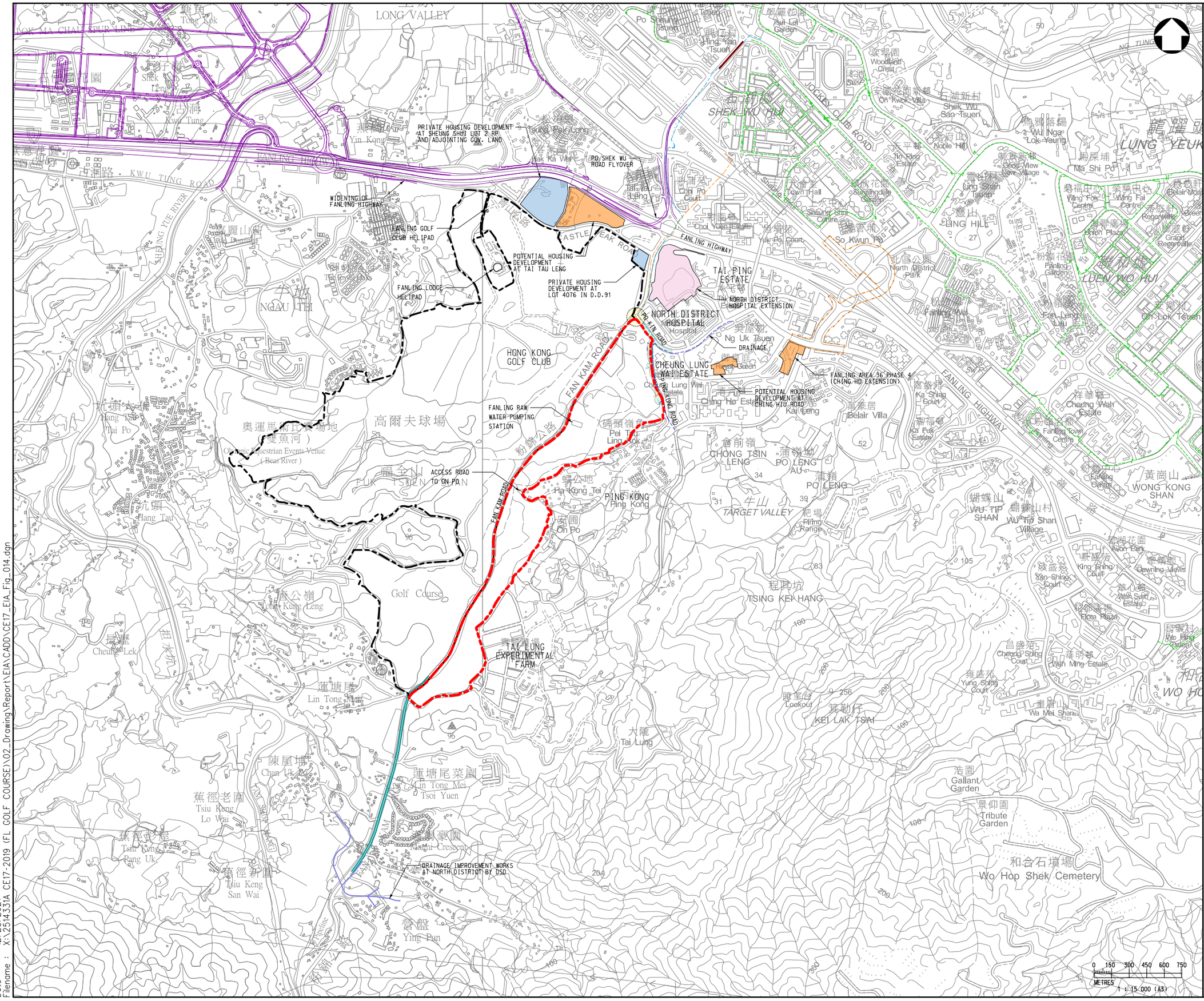

NOTES :

1. ALL DIMENSIONS ARE IN MILLIMETRES UNLESS OTHERWISE STATED.
2. ALL LEVELS ARE IN METRES (M) AND RELATIVE TO HONG KONG PRINCIPAL DATUM (mPD).

LEGEND :

- PROJECT BOUNDARY
- FANLING GOLF COURSE (FGC)
- POTENTIAL PLANNED RESIDENTIAL DEVELOPMENT
- PRIVATE HOUSING DEVELOPMENT
- FANLING HIGHWAY WIDENING & PO SHEK WU ROAD FLYOVER
- SO KWUN PO INTERCHANGE
- RECLAIMED WATER SUPPLE TO SHEUNG SHUI AND FANLING - INVESTIGATION, DESIGN AND CONSTRUCTION
- ROAD IMPROVEMENT WORKS AT FAN KAM ROAD
- RETROFITTING OF NOISEBARRIER ON PO SHEK WU ROAD
- DRAINAGE IMPROVEMENTS AT NORTH DISTRICT
- NORTH DISTRICT HOSPITAL EXTENSION
- PLANNED JUNCTION IMPROVEMENT WORKS

ASSOCIATED SUPPORTING INFRASTRUCTURE AND UTILITIES

- LAYING OF SEWER TO SHEK WU HUI SEWAGE TREATMENT WORKS
- LAYING OF FRESH WATERMAINS AND FLUSHING WATERMAINS
- LAYING OF DRAINAGE PIPES AND CONSTRUCTION OF FLOOD WALL
- JUNCTION IMPROVEMENT WORKS AT PO KIN ROAD/ PING KONG ROAD & ROAD MODIFICATION AT PING KONG ROAD

Rev	Description	By	Date

Consultant

wsp

Project title

AGREEMENT NO. CE17/2019 (CE)
TECHNICAL STUDY ON PARTIAL DEVELOPMENT OF FANLING GOLF COURSE SITE
- FEASIBILITY STUDY

Drawing title

LOCATION OF CONCURRENT PROJECTS

Drawing no.			Rev.
Figure 1.2			–
Drawn CAD	Date 12/2020	Checked CCK	Approved EW
Scale AS SHOWN (A3)		Status –	

© COPYRIGHT RESERVED

土木工程拓展署
CIVIL ENGINEERING AND DEVELOPMENT DEPARTMENT
北拓展處
NORTH DEVELOPMENT OFFICE

Date : 12/28/2021
Filename : X:\2514331A CE17-2019 (FL GOLF COURSE)\02_Drawing\Report\EIA\CADD\CE17_EIA_Fig_014.dgn

CONTENTS

Page

2 PROJECT DESCRIPTION 2-1

2.1 Need of the Project 2-1

2.2 Site Location and History 2-1

2.3 Predicted Future Without the Proposed Development 2-2

2.4 Development and Environmental Opportunities 2-3

2.5 Public Consultation 2-4

2.6 Formulation of Development Options 2-11

2.7 Examination of Development Options 2-11

2.8 Recommended Development Parameters and Land Use in Sub-Area 1 2-13

2.9 Land Use in Sub-Area 2 to 4 2-14

2.10 Key Infrastructure 2-15

2.11 Proposed Construction Methodologies and Alternatives 2-16

2.12 Implementation Programme 2-21

TABLES

Table 2.1 Key Comments Received during Public Inspection Period of Project Profile 2-5
Table 2.2 Summary of Evaluation of Development Options 2-13
Table 2.3 Summary of Development Parameters 2-14
Table 2.4 Comparison of Benefits and Disbenefits between Different Construciton Methods for Retaining Structures in the Housing Site 2-16
Table 2.5 Summary of Tentative Implementation Programme 2-20

FIGURES

Figure 2.1 Delineation of Sub-Area 1 to Sub-Area 4
Figure 2.2 Notional Layout Plan of Proposed Housing Development
Figure 2.3 Notional Layout Plan of Proposed Housing Development - Section

2 PROJECT DESCRIPTION

2.1 Need of the Project

2.1.1 Housing is one of the most important livelihood issues in Hong Kong to be addressed by the Government. The housing shortage in Hong Kong is one of the most pressing issues that Hong Kong is facing. Increasing the land supply for housing development has been one of the major focuses in the Policy Addresses in the last few years. As reported in the "Hong Kong 2030+: Towards a Planning Vision and Strategy Transcending 2030 study (Hong Kong 2030+) in October 2021, there is an estimated housing land shortfall of 510 – 680 hectares (ha) in the long run.

2.1.2 On 31 December 2018, the Task Force on Land Supply (TFLS) reported a shortage of 108 ha of housing land in short term. Having conducted extensive public engagement exercise, TFLS recommended that it is worthwhile to accord priority to studying and resuming the 32 ha of land of FGC to the east of Fan Kam Road for housing development to relieve shortage in land in short-to-medium term while balancing the needs for sports development.

2.1.3 With the expiry of land lease for the 32 ha of land east of Fan Kam Road of FGC in August 2020 and a special three-year holding over arrangement up to August 2023, the land is expected to be reverted to the Government in September 2023. The development to the Potential Development Area could, in short-to-medium terms, alleviate the acute shortage of land.

2.2 Site Location and History

2.2.1 The FGC site is located to the southwest of Sheung Shui town centre, and the closet point of the FGC site is within 800m from MTR Sheung Shui Railway Station. The golf course is composed of three distinct 18-hole courses (the Old, New and Eden Courses, built in 1911, 1931 and 1970 respectively) set within about 170 ha of land.

2.2.2 The FGC site is currently not covered by any statutory Outline Zoning Plan. To the north, west, south and southeast of the FGC site are mainly rural areas under "Village Type Development", "Green Belt", "Agriculture", "Recreation", "Government, Institution or Community" and "Residential (Group C)" zones. To the northeast and further north across Fanling Highway, it is the Fanling/Sheung Shui New Town, of which land use zones with higher development intensity are found, such as the "Residential (Group A)" zone with a plot ratio of 5 to 7.

2.2.3 A part of the FGC site to the east of Fan Kam Road of about 32 ha (which is identified as the potential development area, or PDA) is identified for comprehensive planning and development. PDA is located to the southwest of Sheung Shui town centre, with a length of about 1.89km and width varying from a minimum of about 54m to a maximum of 358m. It is bounded by Ping Kong Road to its northeast; Po Kin Road to its north; Fan Kam Road to its northwest and west; rural settlements of Ping Kong to its east; Tai Lung Experimental Farm and a green hillock to its southeastern and southern ends.

2.2.4 The majority of the Potential Development Area (PDA) is within the Old Course, with relatively thick tree clusters arranged linearly around individual fairways. Mature trees

are also found along both sides of Fan Kam Road, the major access road to the FGC site. An open-air car parking lot for the golf club is located at the northern part of the PDA. Individual ancestral graves are scattered within the PDA while a large hilly site to the south of the golf course is demarcated as burial grounds.

2.2.5 A comprehensive ecological survey covering habitat, vegetation, wildlife and various ecological issues has been conducted for 19 months from November 2019 to May 2021, with the aim of identifying the ecological conditions for impact assessment. The future development will be formulated with due consideration of these ecological features identified.

2.2.6 In order to more specifically address the irregular-shaped site, PDA is delineated as Sub-Area 1 to Sub-Area 4. The boundary of each Sub-Area is shown in **Figure 2.1** and the Sub-Areas are described as follows:-

- Sub-Area 1 is located at the northernmost part of PDA, it extended up to the edge of woodland adjacent to the Fanling Raw Water Pumping Station. This piece of land is generally regular and is adjacent to high density housing development such as Cheung Lung Wai Estate;
- Sub-Area 2 is bounded by the above-mentioned woodland, which is extended up to the existing access road of On Po in the south side. There is a man-made pond in this Sub-Area to provide water source for wildlife.
- Sub-Area 3 is bounded by the existing access road of On Po in the north and the narrow edge adjacent to Tai Lung Experimental Farm at the south. This piece of land is irregular in shape and there are a number of tree clusters at the sides and in the middle of the Sub-Area; and
- Sub-Area 4 is located at the southernmost part of PDA. It is bounded by the boundary of Sub-Area 3 to the Site boundary of PDA.

2.3 Predicted Future Without the Proposed Development

Existing Condition

2.3.1 Currently, PDA is a part of the FGC Site with around 32 ha and is bounded by Ping Kong Road to its northeast; Po Kin Road to its north; Fan Kam Road to its northwest and west; rural settlements of Ping Kong to its east; Tai Lung Experimental Farm and a green hillock to its southeastern and southern ends.

2.3.2 PDA is mainly woodland and grassland with a mixture of common native species, self-seeded species and ornamental species used for slope planting. Besides, various wetland habitats including ponds, marsh and swampy woodland were found within PDA. The northern of PDA is regular in shape and there are houses, carpark and ball courts within the area. The central and southern part of PDA is more irregular in shape. The swampy woodland identified in the southern part of the PDA (i.e. Sub-Area 4) supporting some plant species of conservation importance e.g. Chinese Swamp Cypress (*Glyptostrobus pensilis*) and *Ardisia villosa*.

2.3.3 There is no recognized sites of conservation importance within PDA. Only a Fung Shui

Wood (Lin Tong Mei Fung Shui Wood) is located to the southwest of the PDA. The distance between the Fung Shui Wood boundary and PDA is approximately 300m.

Predicted Future Conditions without Project

2.3.4 Population in Hong Kong is increasing and there is an urgent demand to have strategic sites for housing development. Without the Project, alternative housing sites may need to be identified to ease the pressing demand on public housing, which generally refers to other undeveloped land. In order to accommodate the increasing population and household growth effectively in short to medium terms, it would be more effective to develop this land.

2.3.5 In the absence of this Project, the conditions of most habitats are expected to remain largely unchanged and the woodland and fairway trees are predicted to be maintained in PDA. Area with high ecological value such as the swampy woodland and marsh, etc. could also be maintained.

Predicted Future Conditions with this Project

2.3.6 This Project was putting forward to provide approximately 12,000 public housing units, accommodating a total population of approximately 33,600. Social welfare facilities (e.g. neighbourhoold elderly centre, child care centre etc.), educational facilities, local retail etc. will be proposed for supporting the proposed developments.

2.3.7 From urban planning perspective, development of PDA, especially the northern part which is in close proximity of Fanling / Sheung Shui Town Centre, could create a natural extension of the town area. Development of this area not only make use of the well-developed public infrastructures in the vicinity, but also bring social and economic benefits to the local community and the general public.

2.4 Development and Environmental Opportunities

2.4.1 The development and environmental opportunities are summarized as follows:-

Development and Environmental Opportunities

2.4.2 Existing footpaths and cycling track in vicinity of PDA, particularly along Po Kin Road and Pak Wo Road, provide convenient pedestrian connection between the PDA and the major public transport facilities such as MTR Sheung Shui Station.

2.4.3 The northern part of PDA (i.e. Sub-Area 1) is within 15-minute walk to existing Fanling / Sheung Shui Town Centre and MTR Sheung Shui Station. And it is immediately adjacent to existing and planned residential areas such as Cheung Lung Wai Estate. The development at this part could serve as a natural extension of the town and has the potential of becoming the most vibrant part of PDA in the future.

2.4.4 PDA is served by various modes of public transport services in vicinity. The key modes of public transports are franchised bus services, green minibus services and rail services. With the comprehensive coverage of public transport services nearby, PDA is considered to have good accessibility via public transport.

2.4.5 Results of the traffic impact assessment revealed that the traffic capacity of key roads / junctions in vicinity of PDA is limited after the implementation of recently planned road improvement works. The development scale of PDA has been optimized with minor road improvement works in local road including Ping Kong Road and Po Kin Road to avoid overloading the junctions.

2.4.6 Flora and fauna species of conservation importance such as Glyptostrobus pensilis, Aquilaria sinensis, Masked Palm Civet and Red Muntjac were recorded within PDA. Based on the selected Development Option, the associated impact to the environment have been assessed in this EIA report in accordance with the Study Brief issued by the Authority on 9 July 2019. In terms of ecological value, Sub-Area 1 is relatively lower (i.e. low to medium) compared to Sub-Area 2 (i.e. medium), Sub-Area 3 (i.e. medium) and Sub-Area 4 (i.e. medium to high).

Housing Type, Public and Private

2.4.7 It is proposed that public housing will be the dominant in the future development because Public housing is in strong demand and hence support from the community will be greater.

2.4.8 The detailed splitting of public housing (public rental or subsidized housing) will be determined later to reflect the demand prevailing. There is no difference between the environmental impact for such subdivision of public housing. The infrastructure will be schemed to allow both arrangements to be possibly achieved.

Flat Production and Population

2.4.9 Apart from environmental aspects, we have conducted a traffic study and other technical assessments to confine the extent of existing development to be about 12,000 public housing flats with a household assumption of 2.8 persons per flat, that is approximate population of 33,600 to ensure adequate capacity from the existing road and transport network to serve the future population.

2.5 Public Consultation

2.5.1 District Council and Town Planning Board will be consulted for endorsement of the proposed development and zoning amendment according to Town Planning Ordinance. Comments received from District Council and Town Planning Board will be reviewed and addressed accordingly. Details of The proposed development would be further optimized in consideration of comments from public and different stakeholder.

2.5.2 Project Profile No. PP-583/2019 was released to the public for comments in May 2019. Public offered their views during the 14 days public inspection period of the Project Profile. Subsequently, upon formulating various development options, a meeting was held with Green Groups on 25 September 2020. The key comments received from the public are summarized in **Table 2.1**.

Table 2.1 Key Comments Received from Public and Green Group

Aspects	Key Comments	Responses
Traffic Infrastructural Support	Commenters showed their concerns about additional loading to roads and transport infrastructure due to the project; and suggested to assess based on avoiding the risk of affecting the swamp and hydrology which would be caused by widening Fan Kam Road.	A comprehensive Traffic Impact Assessment has been conducted under this Study to ensure that there is no insurmountable impact to the existing transport infrastructure. With consideration to the Public's concern, the major access to the proposed development is provided at Ping Kong Road so as to minimize the traffic impact to Fan Kam Road.
Community and Transportation Facilities	Commenters were generally concerned about the insufficiency of the G/IC and transportation facilities in coping with the existing and future population under FGC development.	While formulating the development options, advice has been sought from relevant departments such as Social Welfare Department to ensure that the facilities provided are sufficient to serve the additional population under FGC development.
Air Quality and Noise Nuisance	There were concerns about air and noise pollution in the surrounding areas during construction phase and operation phase.	The air quality and noise impacts during the construction and operation phases of the Project have been assessed quantitatively in the EIA. The mitigation measures for air quality including watering once per hour on active works areas, exposed areas and haul roads are proposed for dust suppression. Other site management measures such as, good site practices, and environmental monitoring and audit (EM&A) programme are recommended. Air quality impact from vehicular emission associated with the Project and the existing and planned road network, and industrial emissions in the vicinity

		of the Project during operation phase has been assessed. The results concluded that the predicted cumulative air quality impacts at all air sensitive receivers (ASRs) would comply with the Air Quality Objectives (AQOs). Therefore, no adverse air quality impact during operation phase is anticipated. Regarding the construction noise, the construction noise associated with the use of powered mechanical equipment (PME) for different stages of construction has been assessed. With the implementation of practical mitigation measures including good site management practices, use of Quality Powered Mechanical Equipment (QPME), use of movable noise barrier, noise enclosure and noise insulating fabric and provision of minimum separations from the affected educational institutions or avoidance of any noisy construction activities during the school examination period, the predicted construction noise impact would comply with the criteria stipulated in the EIAO-TM. Hence, no adverse impact arising from the construction of the Project would be anticipated. During the operation phase, at source direct mitigation measures, including the application of low noise road surfacing material have been proposed to mitigate the noise impacts to the sensitive receivers such as Cheung Lung Wai Estate, HKCKLA Buddhist Wisdom Primary School, Tung Wah Group

		of Hospitals Ma Kam Chan Memorial Primary School, Elegantia College. With the implementation of proposed mitigation measures as discussed in Section 3 and Section 4 4 of the EIA report, no adverse air quality and noise impact is anticipated during construction and operation phases.
Water Quality and Hydrology	Commenters showed their concerns about the changes and cumulative impacts to the water flow and water quality due to the proposed development, including diversions of streams and underground water. Some suggested taking cautions on surface runoff during the construction and operation phase. In addition, there are small watercourse connected to the nearby AFCD Tai Lung Experimental Farm and should be examined and determine the impact.	Diversion of watercourses will only be occurred in Sub-Area 1. Impacts to water flow and water quality due to the proposed development are not anticipated. Besides, as there are no deep tunnel under this Project, the change of groundwater table is therefore not anticipated. During construction phase, proper site management measures should be implemented to control site runoff and drainage, and thereby prevent high sediment loadings from reaching downstream sections of the river/stream. Suitable facility such as portable chemical toilets, will be provided for the workforce on-site. The key potential source of impact on water quality during the operation phase of the Project would include the road run-off, sewage and wastewater effluents and storm run-off from building. Mitigation measures with adequate maintenance are recommended to remove grits and grease from the runoff during operation. In addition, all sewage and wastewater

		generated from these facilities would be properly collected and diverted to public sewer. Only landscaping works are proposed near the AFCD Tai Lung Experimental Farm, impact to the nearby watercourse is therefore not anticipated.
Sewerage	Commenters showed their concerns about whether the development could accommodate the increased sewerage due to increased population.	In view of the public concerns, the development layout and parameters have been optimised to ensure that no insurmountable impact will be posed by the development.
Landscape and Visual	Commenters showed their concerns about the trees, especially on OVT (Old Valuable Tree) and they shall be valued and assessed with complex ecological and biodiversity values under Development Bureau handbook on Tree Management. .	According to database of Old and Valuable Tree (OVT) provided by LCSD and our site tree survey, there is currently no registered OVTs found within the study area (Sub-Areas 1 to 4). However, a detailed tree survey has been conducted in Sub-Area 1 to identify the potential Old and Valuable Trees that may be affected. Mitigation measures such as retaining the Potential OVTs in-situ and transplantation are proposed in our development. Besides, landscape resources and characters within the study area have been identified and evaluated in the Landscape and Visual Impact Assessment. Assessment of landscape resources is based on the criteria of distinctiveness, maturity and quality of the landscape resources. The importance of each resource has been evaluated in the Landscape and Visual Impact Assessment.

Cultural Heritage	Commenters showed their concern on the historic/heritage value and cultural significance of FGC and golfing in Hong Kong, also with its reactional function. Those were suggested to be assessed per international standards. Moreover, some commenters showed their concerns about the historical and social significance of ancestral graves in FGC and suggested to provide linkage and points of reference between identification on culture and tradition. Furthermore, some comments that FGC has wide significant impact in terms of historical, social and cultural significance.	A Cultural Heritage Impact Assessments is conducted with reference to the Antiquities and Monuments Ordinance (Cap.49) and Guidelines for Cultural Heritage Impacts Assessment (CHIA) issued by AMO and follow where appropriate, paragraph 4.3.1(c), item 2 of Annex 10, items 2.6 to 2.9 of Annex 19 and other relevant parts of the EIAO-TM on EIA Process, S.16. Assessments are undertaken by heritage experts with local expertise and / or qualified archaeologists if archaeology is involved. Fanling Golf Course, The Hong Kong Golf Club is a New Item proposed for grading assessment by Antiquities Advisory Board (AAB). The cultural heritage impact assessment concludes the impact of the proposed works on the New Item is undetermined pending grading assessment. Mitigation measures will be recommended to minimize the impact arising from the proposed development to the New Item. 4 graded historic buildings and 1 new item, 11 not-graded historic buildings and 17 of Clan graves have been identified within the CHIA study area. 1 ancestral grave was identified in Sub-Area 1. The ancestral graves within the potential development areas were taken into considerations while selecting the development options. In the latest proposed development layout the ancestral graves are mostly preserved and the impact to those graves was kept minimal.

Ecology - general	Ecology at Sub-Area 2 serves as a habitat for the faunas species of conservation importance. Therefore, massive development at Sub-Area 2 should be avoided.	Only recreational and ancillary facilities with minimal new structure/change to existing site conditions are proposed in Sub-Area 2 & Sub-Area 3 so as to prevent the damages to the habitat of fauna species. Considering the ecology at Sub-Area 1 is of relatively lower ecological value, only Sub-Area 1 is proposed for housing development. Sub-Area 4 will be preserved the most in order not to disturb the habitat of the species of conservation importance *Glyptostrobus pensilis.* Sub-Area 3 will also be preserved and served as a buffer area to conserve Sub-Area 4.
Ecology - flora	The commenters recognized that the ecology, particularly the group of critically endangered *Glyptostrobus pensilis (Chinese Swamp Cypress, which are exotic to Hong Kong)* in the swampy woodland, at Sub-Area 4 (i.e. the most southern portion of the site) is of high conservation value and should be preserved. Besides, there were concerns about Ardisia villosa, which is also a rare species. Those species contain large historical values and significant to FGC. Their special conservation importance documented by scientific studies raised commenters concern and consider the ecological impact to those flora species.	Due to the rarity and conservation importance of Chinese Swamp Cypress, the development has been avoided affecting this species directly and indirectly. The housing development will be around 1km from the woodland of Chinese Swamp Cypress (Swampy Wodoland). While *Ardisia villosa* was recorded near the housing development, but the woodland where *Ardisia villosa* located will be preserved and no direct impact to this species is expected. Should *Ardisia villosa* is found within the development area during the detailed design stage, transplantation to a suitable location may be proposed.

	Commenters also concern about the combination of tree species within the area.	
Ecology - fauna	Concerns were raised on Malayan Night Heron and other fauna species including bats and insects which are with strong connection within FGC wetlands. Commenters suggested to carry out comprehensive avifauna surveys and thoughtful ecological surveys.	Comprehensive avifauna and other fauna surveys were conducted for period over 12 months covering both wet and dry seasons. Due to the ecological importance of wetland habitats within the Project Site (i.e. swampy woodland, marsh, pond), all of these important habitats are proposed to be preserved in the adopted development option. Potential impacts to the species rely on wetland habitats are considered insignificant.

2.6 Formulation of Development Options

2.6.1 In light of capitalizing on the strategic location and local character, three development options were proposed and considered:-

(1) For Development Option 1, housing development with high density and low density scattered in Sub-Area 1, Sub-Area 2 and Sub-Area 3 respectively.

(2) For Development Option 2, public housing development is proposed in Sub-Area 1 of PDA only. Sub-Areas 2 to 4 are proposed to be preserved with minimal works Sub-Areas 2 to 3 and no works in Sub-Area 4.

(3) For Development Option 3, PDA is fully developed with housing development in all four Sub-Areas. This option targets on maximizing housing provisions to meet the pressing housing needs.

2.7 Examination of Development Options

2.7.1 The main access routes to/from the FGC Site and urban area would be mainly via the Ping Kong Road, Po Kin Road, Fan Kam Road and Tai Tau Leng Roundabout to Fanling Highway. All vehicular ingress/egress points in this Sub-Area must only be allowed on the future improved Ping Kong Road as the existing traffic conditions and capacity of Fan Kam Road are very limited.

2.7.2 The operational performance of key junctions in the vicinity of the FGC Site has been assessed. To support new residential development at the FGC, junction improvements are required at Tai Tau Leng Roundabout, junction of Castle Peak Road – Kwu Tung/Fan Kam Road, junction of Fan Kam Road/Po Kin Road and junction of Po Kin Road/Ping

Kong Road. With such improvements, the highest attainable flat yield of the FGC Site acceptable in traffic terms ranges from 11,000 to 13,000 public housing units, the major constraint being Tai Tau Leng Roundabout (even with improvement).

2.7.3 Having considered various factors, Development Option 2 is selected for assessment. The development size on Sub-Area 1 can provide 12,000 public housing units, which is sufficient to accommodate the above flat yield of 11,000 to 13,000 public housing units. Its associated environmental impacts have been considered and assessed in this EIA report.

2.7.4 Under Development Option 2, Sub-Area 1 is recommended for residential development. This Sub-Area comprises of three parcel of land uses, namely a special school site (of about 8,500m^2 in land area) at its northern tip; a retention of a small hillock to the north of Ming Tak Court (known as Pei Tau Ling Kok) to its south-eastern end; and the rest of its (of about 80,000m^2 in land area) is planned for a high-rise, high-density public housing development with a maximum domestic plot ratio of 6.5. It is anticipated that upon completion of this development this public housing site will yield a total of about 12,000 flats to meet the soaring housing demand in the community.

2.7.5 Three west-east airpath/visual corridors (i.e. one with 30m wide in the south, one with 15m wide in the middle and one with 15m in the north) and one north-south airpath/visual corridor (i.e. 15m in the middle of the site) are provided to enhance the local wind and visual permeability. A public transport interchange ("PTI") should be taken into account and be located near Ping Kong Road for the benefit of all users. All welfare facilities will be accommodated inside the podium and/or above the PTI.

2.7.6 The maximum building height in the notional layout should be ranged from the tallest point at 164 mPD in the middle descending outwards to the 127 mPD.

2.7.7 Under Development Option 2, Sub-Area 2 to Sub-Area 4 is recommended for recreation cum conservation use which is expected to be a passive natural area. Only recreational and ancillary facilities with minimal new structure/change to existing site conditions would be provided in Sub-Area 2 to 3. No works would be carried out in Sub-Area 4. Details of such arrangements could be provided in later stage.

2.8 Recommended Development Parameters and Land Use in Sub-Area 1

2.8.1 To the northeast and further north of PDA are the urbanized areas of Sheung Shui New Town where high-rise and high-density residential developments are commonly found. Examples including Cheung Lung Wai Estate and Ching Ho Estate. With respective of planning context, the local character and the existing development intensities in the surroundings, a PR of 6.5 was proposed at Sub-Area 1.

2.8.2 Based on the chosen development option, the development layout is developed and presented in **Figure 2.2**. The proposed public housing development is at the northern part of PDA (i.e. Sub-Area 1) with an approximate net site area of 80,000 m^2. The Site is estimated to provide a maximum of 12,000 flats, accommodating a population of approx. 33,600. Alongside with a number of social welfare facilities, kindergartens, a special school and community hall are proposed to serve the population. Meanwhile, local retail and other non-domestic facilities will also be provided within the Site. The latest development parameters for the Site are summarized in **Table 2.3** as follows:-

Table 2.3 Summary of Development Parameters

Public Housing Development at Sub-Area 1	
Net Site Area (m^2) (about)	80,000
Domestic Plot Ratio	6.5
Domestic Gross Floor Area (m^2) (about)	520,000
Average Flat Size (m^2)	43 (TBC)
Maximum Flat Production (about)	12,000 (TBC)
Average Household Size	2.8
Estimated Design Population	33,600
Number of Domestic Blocks	12
Preliminary Building Heights in mPD and No. of Storeys (subject to fine adjustment in next stage of the project)	127mPD to 164mPD 37 to 43 storeys (TBC)
Non-Domestic Plot Ratio	0.5
Proposed Non-Domestic GFA (m^2) (about)	40,000
Local Retail (GFA) (m^2)(about)	10,000
Other Non-Domestic Facilities (GFA) (m^2)(about)	26,540
Kindergarten (GFA) (m^2)(about)	2,200
Community Hall (GFA) (m^2)(about)	1,260
Social Welfare Facilities (Exempted from GFA) (m^2) (about)	18,100
Reserved Area of Provision of Social Welfare Facilities (Exempted from GFA) (m^2) (about)	7,900
Public Car Park (Nos. of Parking Space) (Exempted from GFA)	300
Public Transport Interchange (Exempted from GFA)	1
Earliest Target Completion	2029
School Site	
Site area (m^2) (about)	8,500

2.9 Land Use in Sub-Area 2 to 4

2.9.1 With due consideration to preserving the diverse habitats found within Sub-Area 2 to Sub-Area 4, land uses such as Other Specific Uses have been considered. Recreational and ancillary facilities with minimal new structure/change to existing site conditions to support the recreation activity will primarily be provided in Sub-Area 2 . Landscaping works including but not limited to planting and transplanting works that are compatible with existing habitats are also anticipated within the Sub-Areas 2 to 3. For Sub-Area 4, no works is anticipated in order to preserve its ecology. Subject to further investigation,

the actual land use will be further confirmed and a proper management plan with management approach including establishment of conservation area will also be formulated to preserve the existing valuable habits.

2.9.2 Uses in Column 1 and Column 2 of "Other Specified Uses" annotated "Recreation cum Conservation" are listed as follows:

Column 1 (Uses always permitted)

Field Study/Education/Visitor Centre

Golf Course

Nature Reserve

Nature Trail

Park and Garden

Picnic Area

Playground/Playing Field

Column 2 (Uses that may be permitted with or without conditions on application to the Town Planning Board)

Eating Place

Government Use

Holiday Camp

Place of Entertainment

Place of Recreation, Sports or Culture

Public Utility Installation

Public Vehicle Park (excluding container vehicle)

Shop and Services

2.10 Key Infrastructure

2.10.1 In order to support the future development and population inside PDA, the following infrastructures are proposed:-

(1) Site formation works;
(2) Building works (i.e. foundation works and superstructure);
(3) Slope works and other geotechnical works;
(4) Roadworks;
(5) Waterworks;
(6) Sewerage works;
(7) Drainage works;
(8) Landscaping works;
(9) Public Transport Interchange (PTI); and
(10) Other infrastructure works including laying of utilities, etc.

2.10.2 Minor road modification works is proposed to be carried out at Ping Kong Road, northeast of the PDA.

2.10.3 Associated supporting infrastructure and utilities outside the Project boundary, which are considered as part of the Project, including (i) laying of sewer to Shek Wu Hui Sewage Treatment Works; (ii) junction improvements; (iii) laying of drainage; and (iv) laying of fresh watermains and flushing watermains. Impacts associated with these activities will be assessed in terms of cumulative impact in this EIA study.

2.11 Proposed Construction Methodologies and Alternatives

Site Formation Works

2.11.1 Site formation works will be carried out by cutting or filling the existing ground profile to form platforms for future housing development. Surplus of inert C&D material generated during the site formation works would be reused on site or provided to other concurrent construction projects as far as practicable. The remaining inert C&D material will be disposed of at the public fill reception facilities. To allow more flexibility on the development layout, the latest site formation proposal would mainly involve cut slope. Use of retaining wall is also worth considering subject to further study in next stage of this project.

2.11.2 In view of the level difference between formation level of Southern Edge of Sub-Area 1(from +16.0mPD to +19.5mPD) and about +20.6mPD in the Northern Edge of Sub-Area 2, retaining structure may be required at the southern side of the proposed housing development to overcome the level difference. The use of various retaining structures such as L-shaped reinforced concrete (RC) retaining wall and piled retaining wall have been considered. Cut slope has also been considered due to cost-effectiveness. A comparison of the benefits and dis-benefits between L-shaped retaining wall, piled retaining wall and cut slope is illustrated in **Table 2.4** below.

Table 2.4 Comparison of Benefits and Disbenefits between Different Construction Methods for Retaining Structures in the Housing Site

	L-shaped Retaining Wall	**Piled Retaining Wall**	**Cut Slope**
Landscape Impact	Higher Substantial temporary works is required during construction and only minor landscape mitigation measures (i.e. vertical greening) could be adopted	Less Minimal temporary works is required during construction and only minor landscape mitigation measures (i.e. vertical greening) could be adopted	Less Substantial temporary works is required during construction but major landscape mitigation measures such as hydro-seeding can be adopted to improve the landscape and visual
Construction Duration	Longer Substantial excavation and substantial temporary works are required. Long construction period is anticipated.	Shorter Without the substantial excavation works and minor temporary works, shorter construction period is anticipated.	Medium Without substantial excavation works and with substantial temporary works, the construction duration is anticipated to be between L-shape retaining wall and pile retaining wall.
Construction Noise	Less General excavation would induce minimal construction noise	Higher Piling would induce intensive construction noise	Less General excavation would induce minimal construction noise

2.11.3 General measures for reduction of waste generation, on-site or off-site re-use and recycling have been evaluated. Section 7.4 under Chapter 7 will discussed this issue in detailed.

Treatment of Contaminated Soil

2.11.4 Site investigation activities to obtain soil and/or groundwater sample by drilling rigs and laboratory testing will be carried out after the site is accessible and prior to construction to confirm the extent and degree of the contamination at the site. Remediation methodologies such as solidification/stabilization and/or biopiling will be adopted in accordance with the Practice Guide for Investigation and Remediation of Contaminated Land (published by EPD), if contamination is identified. The treated soil will be re-used as backfilling materials within the site subject to appropriate disposal criteria. Off-site disposal will be served as the last resort.

Road Works and Utilities

2.11.5 The proposed road works include minor road modification of Ping Kong Road and road junction improvement. Major utilities works also involve construction of new drainage pipes , laying of sewer and laying of watermains to support the development. The construction works will involve trenchless method such as mini-tunnel boring machine (TBM) and pipe jacking or at-grade road construction, earthworks, temporary supports erection, utilities laying, concreting, laying of sub-base materials and laying of bituminous or concrete surfacing layers.

2.11.6 In general, the cut-and-cover method is deployed for constructing underground utilities. It is a proven and commonly used method of excavation and subject to the ground condition and design of the infrastructures, it is in general cost-effective. A significant engineering advantage of this method over other methods is that it can accommodate variations in ground conditions, the alignment, and non-uniform utilities structures.

2.11.7 For the underground utilities passing through roundabout and railways, trenchless method may be adopted to avoid disruption to the busy road traffic. With the trenchless method, construction of an open trench along the utilities alignment is not necessary and the directly affected areas are limited to the launching and reception shaft only. Thus, direct impacts to adjacent areas associated with the excavation and backfilling works are anticipated to be reduced.

Public Transportation Interchange (PTI)

2.11.8 Covered Public transportation Interchange (PTI) will be constructed in Sub-Area 1. A social welfare facilities building is proposed above the PTI.

Landscaping Works in Sub-Areas 1 to 3

2.11.9 Minor landscaping works such as planting and minor transplanting works will be carried out. Proper tree protection will be provided for trees to be retained in-situ and areas in close proximity to the construction site. Tree monitoring shall be conducted throughout the construction period to ensure continued tree health for all retained trees.

Building Structures

2.11.10 The public housing development, PTI and social welfare facilities building will be constructed by the Housing Department (HD) and the school will be constructed by the Architectural Services Department (ArchSD). It is envisaged that the foundation works will involve piling machineries. For the superstructure, erection of precast concrete elements and in-situ concreting work are envisaged.

2.11.11 Two piling options have been discussed during the preliminary design, including (a) large diameter bored piles and (b) driven H-piles.

2.11.12 (a) For large diameter bored pile, it is a common piling method in Hong Kong for housing projects. Shafts of the large diameter bored piles are constructed by traditional boring machines with temporary steel casings as a supporting system. Chisel and grab system with casings, and Reverse Circulation Drilling (RCD) are the common large bored pile construction plants. Typical sizes of large diameter bored piles range from 1m to 3m in diameter.

2.11.13 Pros and Cons for the large diameter bored pile are listed summarized below:

Pros	Cons
• Large structural capacity • Generate relatively less noise and vibration during pile installation • Relatively easy to overcome underground obstructions • Higher flexibility in designing longer piles to suit design requirements	• Risk of loosening of surrounding soil, causing ground movement and structural impacts on the adjacent structures; and • Larger working space is required

2.11.14 (b) Driven steel H-piles, the piling installation method is relatively simple and less settlement is anticipated due to loss of soil. This construction method is to pitch H-piles using percussion method until final sets are achieved. A hydraulic hammer is commonly used for pile driving in Hong Kong.

2.11.15 Pros and Cons for the Driven Steel H-pile are listed summarized below:

Pros	Cons
• Pile installation method is relatively simple and degree of redundancy can be easily incorporated to provide flexibility to deal with any unexpected ground condition; and • Pile type can be designed to withstand high bending and tensile stresses.	• Generate relatively high noise and vibration, which may be sensitive to nearby sensitive receivers; and • Longer construction period is anticipated;

	• Highly affected by unforeseeable ground condition

2.11.16 By comparing the above two options, bored piles are generally preferable in view of the following:

- Relatively less noise and vibration impacts;
- Relatively shorter construction period; and
- Satisfying the loading and ground condition requirements.

Sewage Treatment Works/ Sewage Pumping Stations

2.11.17 A thorough assessment has been made to the sewerage implication and the results are presented in Section 6 – Sewerage and Sewage Treatment Implication. Based on the current design scheme and assessment results, construction works of Sewage Treatment Works and Sewage Pumping Stations are not anticipated under this Project.

2.12 Implementation Programme

2.12.1 The implementation programme is summarized in **Table 2.5** below. It is anticipated that the commencement and completion of the proposed development in Sub-Area 1 will be in Year 2024 and Year 2029.

Table 2.5 Summary of Tentative Implementation Programme

Stage	Works Components	Time Line
Stage 1	Public Housing Development in Sub-Area 1 • Site clearance and site formation works • Construction of internal Road • Pipe works and utilities works • Construction and building works of public housing site • Construction of public transport interchange (PTI) and bus terminus	2024 - 2029
Stage 2	School Site Development in Sub-Area 1 • Site clearance and site formation works • Construction of internal Road • Pipe works and utilities works • Construction of special school	2024 - 2028
Stage 3	Associated Road Works outside PDA • Junction improvement works at Po Kin Road / Ping Kong Road • Minor road improvement works at Ping Kong Road	2024 - 2029
Stage 4	Associated Infrastructure Works outside PDA • Pipe works and utilities works	2024 - 2029
Stage 5	Recreational cum Conservation Area in Sub-Areas 2 to 4	To be further reviewed

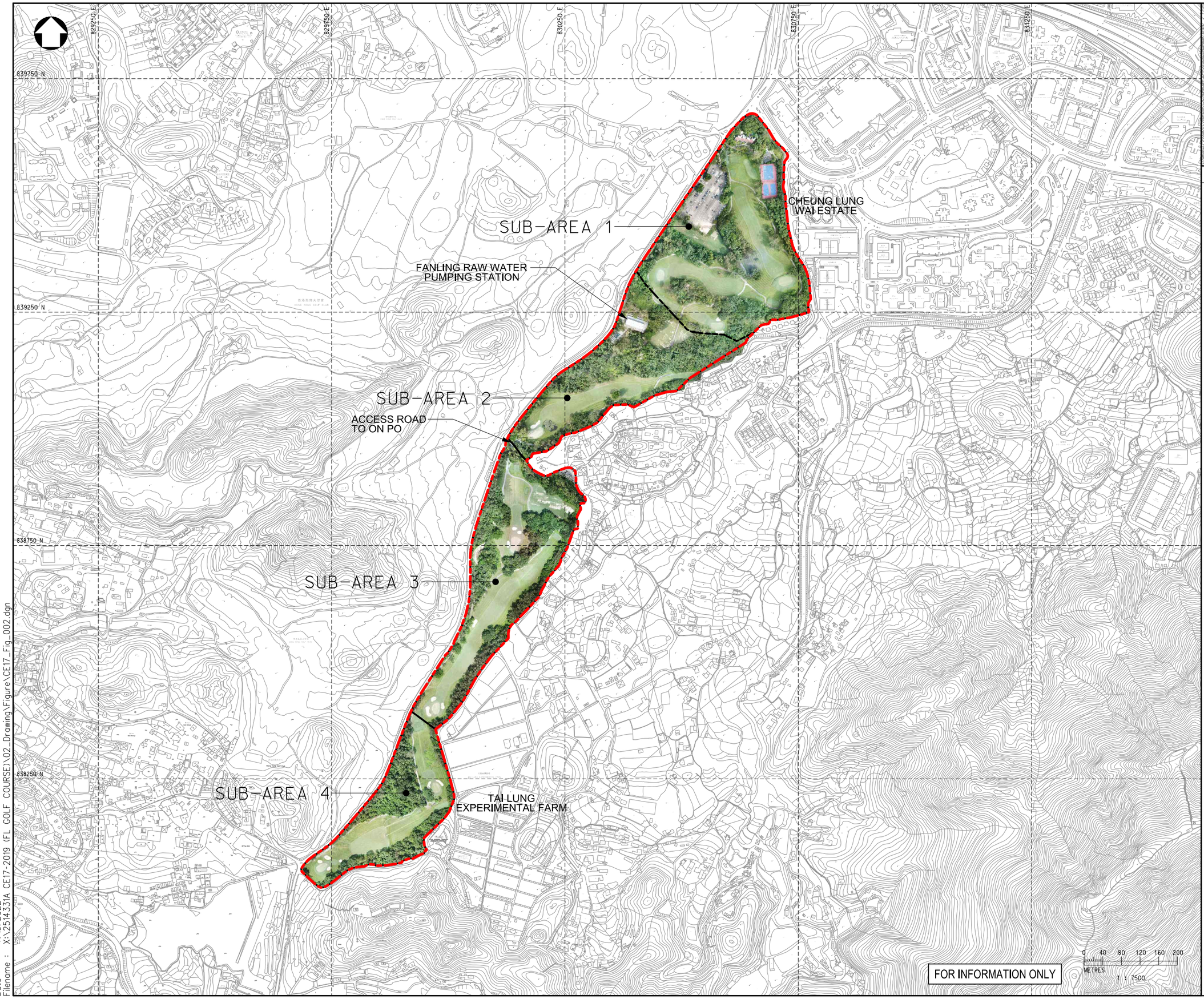

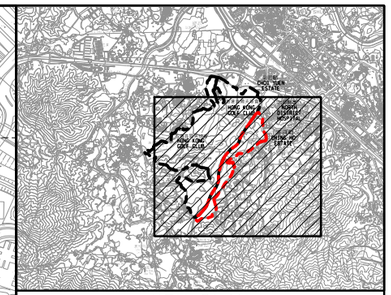

KEY PLAN

NOTES :

1. ALL DIMENSIONS ARE IN MILLIMETRES UNLESS OTHERWISE STATED.
2. ALL LEVELS ARE IN METRES (M) AND RELATIVE TO HONG KONG PRINCIPAL DATUM (mPD).

LEGEND :

- HONG KONG (FANLING) GOLF CLUB
- POTENTIAL DEVELOPMENT AREA (PDA)

Rev	Description	By	Date

Consultant

wsp

Project title

AGREEMENT NO. CE17/2019 (CE)
TECHNICAL STUDY ON PARTIAL DEVELOPMENT OF FANLING GOLF COURSE SITE
– FEASIBILITY STUDY

Drawing title

DELINEATION OF SUB-AREA 1 TO SUB-AREA 4

Drawing no.			Rev.
FIGURE 2.1			–
Drawn CAD	Date 10/12/19	Checked SF	Approved EW
Scale 1:7500 (A3)		Status –	

© COPYRIGHT RESERVED

土木工程拓展署
CIVIL ENGINEERING AND DEVELOPMENT DEPARTMENT
北拓展處
NORTH DEVELOPMENT OFFICE

Date : 4/19/2022
Filename : X:\2514331A CE17-2019 (FL GOLF COURSE)\02_Drawing\Figure\CE17_Fig_002.dgn

FOR INFORMATION ONLY

PRELIMINARY

Date : 5/6/2022
Filename : X:\2514331A CE17-2019 (FL GOLF COURSE)\02_Drawing\Report\EIA\CADD\CE17_EIA_Fig_012.dgn

LEGEND :

- PROPOSED PUBLIC HOUSING DEVELOPMENT
- PROPOSED FOOTPATH
- PROPOSED CYCLE TRACK
- PROPOSED AMENITY AREA
- PROPOSED PTI
- PROPOSED SOCIAL WELFARE FACILITIES BUILDING ABOVE PTI
- PROPOSED SOCIAL WELFARE FACILITIES BUILDING AT GROUND LEVEL
- PROPOSED RUN IN/OUT
- ROAD IMPROVMENT WORKS PROPOSED UNDER THE PROJECT
- ROAD IMPROVMENT WORKS (BY OTHERS)

Rev	Description	By	Date

Consultant

wsp

Project title

AGREEMENT NO. CE17/2019 (CE)
TECHNICAL STUDY ON PARTIAL DEVELOPMENT OF FANLING GOLF COURSE SITE
- FEASIBILITY STUDY

Drawing title

NOTIONAL LAYOUT PLAN OF PROPOSED DEVELOPMENT

Drawing no. Figure 2.2 Rev. -

Drawn	Date	Checked	Approved
-	-	-	-

Scale 1:2000 (A3) Status -

© COPYRIGHT RESERVED

土木工程拓展署
CIVIL ENGINEERING AND DEVELOPMENT DEPARTMENT
北拓展處
NORTH DEVELOPMENT OFFICE



SECTION A
SCALE 1:1000 SK 055

Rev	Description	By	Date

Consultant

wsp

Project title

AGREEMENT NO. CE17/2019 (CE)
TECHNICAL STUDY ON PARTIAL DEVELOPMENT OF FANLING GOLF COURSE SITE
- FEASIBILITY STUDY

Drawing title

NOTIONAL LAYOUT PLAN OF PROPOSED HOUSING DEVELOPMENT - SECTION

Drawing no.			Rev.
Figure 2.3			–
Drawn: CAD	Date: 03/06/20	Checked: SF	Approved: EW
Scale: 1 : 1000 (A3)		Status: –	

© COPYRIGHT RESERVED

CEDD
土木工程拓展署
CIVIL ENGINEERING AND DEVELOPMENT DEPARTMENT
北拓展處
NORTH DEVELOPMENT OFFICE

Date : 12/17/2021
Filename : X:\25143311A CE17-2019 (FL GOLF COURSE)\02_Drawing\Sketch\WSP_CE17_SK_101.dgn

CONTENTS

Page

3. AIR QUALITY IMPACT 1

3.1 Introduction 1

3.2 Environmental Legislations, Standards and Guidelines 1

3.3 Baseline Condition 3

3.4 Air Sensitive Receivers 5

3.5 Identification of Environmental Impacts 11

3.6 Construction Phase Assessment Methodology 17

3.7 Construction Assessment Results 20

3.8 Operation Phase Assessment Methodology 30

3.9 Operation Phase Assessment Results 35

3.10 Conclusion and Recommendations 55

TABLES

Table 3.2.1 Hong Kong Air Quality Objectives (AQOs) 2
Table 3.3.1 Ambient Air Quality from 2016 – 2020 at Tai Po AQMS 4
Table 3.3.2 Summary of PATH Background Concentration in Year 2025 5
Table 3.4.1 Representative ASRs in the vicinity of the Project 6
Table 3.5.1 Summary of Potential Concurrent Projects for Construction Dust Impact 13
Table 3.6.1 Emission Factors for Construction Dust Impact Assessment 18
Table 3.6.2 Particle Size Distribution 19
Table 3.7.1 Predicted TSP Concentration at Worst Affected Level of ASRs – Unmitigated Scenario 20
Table 3.7.2 Predicted PM_{10} Concentration at Worst Affected Level of ASRs – Unmitigated Scenario 22
Table 3.7.3 Predicted $PM_{2.5}$ Concentration at Worst Affected Level of ASRs – Unmitigated Scenario 23
Table 3.7.4 Predicted TSP Concentration at Worst Affected Level of ASRs – Mitigated Scenario 26
Table 3.7.5 Predicted PM_{10} Concentration at Worst Affected Level of ASRs – Mitigated Scenario 27
Table 3.7.6 Predicted $PM_{2.5}$ Concentration at Worst Affected Level of ASRs – Mitigated Scenario 29
Table 3.8.1 Standard Deviation of Wind Angles for the Assessment 33
Table 3.9.1 Predicted NO_2 Concentration at Worst Affected Level of ASRs – Operation Phase 35
Table 3.9.2 Predicted PM_{10} Concentration at Worst Affected Level of ASRs – Operation Phase 40
Table 3.9.3 Predicted $PM_{2.5}$ Concentration at Worst Affected Level of ASRs – Operation Phase 44
Table 3.9.4 Predicted NO_2 Concentrations under With and Without Project Scenarios 48

Table 3.9.5 Predicted PM_{10} Concentration under With and Without Project Scenarios 50
Table 3.9.6 Predicted $PM_{2.5}$ Concentration under With and Without Project Scenarios 52

FIGURES

Figure 3.1a Assessment Area for Air Quality Impact Assessment Construction Phase
Figure 3.1b Assessment Area for Air Quality Impact Assessment Operation Phase
Figure 3.2a Locations of Representative Air Sensitive Receivers for Construction Phase
Figure 3.2b Locations of Representative Air Sensitive Receivers (Outside Development Area)
Figure 3.2c Locations of Representative Air Sensitive Receivers (Outside Development Area) (Grid 34, 51)
Figure 3.2d Locations of Representative Air Sensitive Receivers (Outside Development Area) (Grid 35, 52)
Figure 3.2e Locations of Representative Air Sensitive Receivers (Outside Development Area) (Grid 35, 53)
Figure 3.2f Locations of Representative Air Sensitive Receivers (Within Development Area)
Figure 3.3 Locations of Public Transport Interchange and Chimneys
Figure 3.4 Locations of Traffic Noise Mitigation for Air Quality Impact Assessment
Figure 3.5a Contours of Cumulative 1st Hourly TSP Concentration at 1.5mAG (Construction Phase) (Mitigated)
Figure 3.5b Contours of Cumulative 10th Daily PM10 Concentration at 1.5mAG (Construction Phase) (Mitigated)
Figure 3.5c Contours of Cumulative Annual PM10 Concentration at 1.5mAG (Construction Phase) (Mitigated)
Figure 3.5d Contours of Cumulative 19th Daily PM2.5 Concentration at 1.5mAG (Construction Phase) (Mitigated)
Figure 3.5e Contours of Cumulative 36th Daily PM2.5 Concentration at 1.5mAG (Construction Phase) (Mitigated)
Figure 3.5f Contours of Cumulative Annual PM2.5 Concentration at 1.5mAG (Construction Phase) (Mitigated)
Figure 3.6a Contours of Cumulative 19th Hourly NO_2 Concentrations at 1.5mAG (Operational Phase)
Figure 3.6b Contours of Cumulative Annual NO_2 Concentrations at 1.5mAG (Operational Phase)
Figure 3.6c Contours of Cumulative 10th Daily PM10 Concentrations at 1.5mAG (Operational Phase)
Figure 3.6d Contours of Cumulative Annual PM10 Concentrations at 1.5mAG (Operational Phase)
Figure 3.6e Contours of Cumulative 19th Daily PM2.5 Concentrations at 1.5mAG (Operational Phase)
Figure 3.6f Contours of Cumulative 36th Daily PM2.5 Concentrations at 1.5mAG (Operational Phase)

Figure 3.6g Contours of Cumulative Annual FSP Concentrations at 1.5mAG (Operational Phase)

APPENDICES

Appendix 3.1 Details of ASRs
Appendix 3.2 Construction Programme, Dust Emission Inventory and Source Locations
Appendix 3.3 Detailed Construction Dust Results
Appendix 3.4 Traffic Forecast, Speed Profiles and Grouping
Appendix 3.5 Trips and Vehicle-Kilometre-Travelled (VKT)
Appendix 3.6 2019 Meteorological Data (Sheung Shui Station)
Appendix 3.7 Vehicular Emission Factors
Appendix 3.8 Sensitivity Test of Composite Vehicular Emission Factors in Operation Phase and Composite Emission Factors for CALINE4
Appendix 3.9 Surface Parameters for AERMOD Meteorological Data
Appendix 3.10 Emission Inventory and Calculations on Chimneys
Appendix 3.11 Emission Inventory and Calculations on PTIs
Appendix 3.12 Emission Inventory and Calculations on Carparks

Appendix 3.13 Predicted Pollutant Concentrations at Assessment Points – Cumulative Impact for Operation Phase
Appendix 3.14 Predicted Pollutant Concentrations at Assessment Points – Cumulative Impact for Base Phase
Appendix 3.15 Predicted Pollutant Concentrations at Assessment Points – Differences of Cumulative Impact between Operation Phase and Base Case

3. AIR QUALITY IMPACT

3.1 Introduction

3.1.1 This chapter presents an assessment of the potential air quality impacts associated with the construction and operation of the Project. The air quality impact assessment is conducted in accordance with the requirements of Annex 4 and Annex 12 of the Technical Memorandum on Environmental Impact Assessment Process (EIAO-TM) as well as the technical requirements given in Appendix B of the EIA Study Brief (ESB-318/2019).

3.2 Environmental Legislations, Standards and Guidelines

3.2.1 The relevant legislations, standards and guidelines applicable to the present study for the assessment of air quality include:

- Air Pollution Control Ordinance (APCO) (Cap 311)
- Air Pollution Control (Non-road Mobile Machinery) (Emission) Regulation
- Air Pollution Control (Construction Dust) Regulation
- Air Pollution Control (Smoke) Regulation
- Air Pollution Control (Fuel Restriction) Regulation
- Annex 4 & 12 of Technical Memorandum on Environmental Impact Assessment Process (EIAO-TM)
- Recommended Pollution Control Clauses for Construction Contracts
- DEVB’s TC no. 13/2020, Timely Application of Temporary Electricity and Water Supply for Public Works Contracts and Wider Use of Electric Vehicles in Public Works Contracts
- DEVB's TC No.1/2015, Emissions Control of NRMM in Capital Works Contracts of Public Works

<u>Air Quality Objectives</u>

3.2.2 The current Air Quality Objectives (AQOs) are stipulated in terms of the maximum allowable concentrations of different kinds of air pollutants over specific time periods. The prevailing AQOs are listed in Table 3.2.1 below.

Table 3.2.1 Hong Kong Air Quality Objectives (AQOs)

Pollutant	Averaging time	Concentration limit [1] ($\mu g/m^3$)	Number of exceedances allowed
Sulphur dioxide (SO_2)	10-minute	500	3
	24-hour	50	3
Respirable suspended particulates (PM_{10}) [2]	24-hour	100	9
	Annual	50	Not applicable
Fine suspended particulates ($PM_{2.5}$) [3]	24-hour	50	35 (18)[4]
	Annual	25	Not applicable
Nitrogen dioxide (NO_2)	1-hour	200	18
	Annual	40	Not applicable
Ozone	8-hour	160	9
Carbon monoxide (CO)	1-hour	30,000	0
	8-hour	10,000	0
Lead	Annual	0.5	Not applicable

Note:
[1] All measurements of the concentration of gaseous air pollutants, i.e., Sulphur dioxide, nitrogen dioxide, ozone and carbon monoxide, are to be adjusted to a reference temperature of 293K and a reference pressure of 101.325KPa.
[2] Respirable suspended particulates mean suspended particles in air with a nominal aerodynamic diameter of 10μm or less.
[3] Fine suspended particulates mean suspended particles in air with a nominal aerodynamic diameter of 2.5μm or less.
[4] The value 18 inside the bracket refers to annual number of exceedances allowed of daily PM2.5 for new government projects.

Air Pollution Control (Non-road Mobile Machinery) (Emission) Regulation

3.2.3 Air Pollution Control (Non-road Mobile Machinery) (Emission) Regulation specifies that all Non-road Mobile Machinery (NRMMs), except those exempted, used in specified activities and locations including construction sites, container terminals and back up facilities, restricted areas of the airport, designated waste disposal facilities and specified processes are required to comply with the prescribed emission standards.

Air Pollution Control (Construction Dust) Regulation

3.2.4 The Air Pollution Control (Construction Dust) Regulation specifies processes that require special dust control. The Contractors are required to inform the Environmental Protection Department (EPD) and adopt proper dust suppression measures while carrying out "Notifiable Works" (which requires prior notification by the regulation) and "Regulatory Works" to meet the requirements as defined under the regulation.

Air Pollution Control (Smoke) Regulation

3.2.5 The Air Pollution Control (Smoke) Regulation specifies that dark smoke emission from any chimney and relevant plant must not exceed 6 minutes in any period of 4hours or 3minutes continuously at any one time.

Air Pollution Control (Fuel Restriction) Regulation

3.2.6 The Air Pollution Control (Fuel Restriction) Regulation specifies the legal control on the type of fuels to be allowed for use and the sulphur contents of the fuels. With the exception of Shatin district, the fuels to be used should comply the following respective requirements:

- Gaseous fuel
- Conventional solid fuel with a sulphur content not exceeding 1% by weight
- Liquid fuel with a sulphur content not exceeding 0.005% by weight and a viscosity not more than 6centistokes at 40°C, such as Ultra Low Sulphur Diesel ("ULSD")

Total Suspended Particulate Criteria

3.2.7 There is no criterion on Total Suspended Particulate (TSP) under the AQOs. Annex 4 of EIAO-TM stipulates the hourly TSP concentration for construction dust impact assessment should not exceed 500 µg/m^3 measured at 298K and 101.325kPa which was adopted for this assessment.

Odour Level

3.2.8 It is also stipulated in EIAO-TM that the odour level at Air Sensitive Receivers (ASRs) should meet 5 odour units based on an averaging time of 5 seconds (5 OU/s) for odour prediction assessment.

3.3 Baseline Condition

3.3.1 Existing air quality of the Study Area has been determined through a review of EPD's routine air quality monitoring data collected in 2016 to 2020. The nearest EPD air quality monitoring station (AQMS) from the Project Site is the North AQMS but the station only starts to operate from July 2020 and the next nearest is Tai Po AQMS at Tai Po Government Offices Building at Ting Kok Road in Tai Po. Its latest 5 years of air quality data (i.e. Sulphur Dioxide, Nitrogen Dioxide, Respirable and Fine Suspended Particulates and Ozone) are summarised in Table 3.3.1 to depict the trend of the localised air quality.

Table 3.3.1 Ambient Air Quality from 2016 – 2020 at Tai Po AQMS

Pollutant	Averaging Time	Conc Limits ($\mu g/m^3$)	Number of exceedances allowed	Concentration ($\mu g/m^3$) [1]					Remark
				2016	2017	2018	2019	2020	
PM_{10}	24-hour	100	9	74	82	69	65	58	10th highest conc.
	Annual	50	N.A.	29	32	31	31	24	N.A.
$PM_{2.5}$	24-hour	50	18	43	46	38	41	33	19th highest conc. [2]
	Annual	25	N.A.	20	22	19	20	15	N.A.
NO_2	1-hour	200	18	112	127	125	142	106	19th highest conc.
	Annual	40	NA	33	39	36	36	30	NA
SO_2	10-minute	500	3	37	39	24	20	19	4th highest conc.
	24-hour	50	3	10	9	8	10	7	4th highest conc.
O_3	8-hour	160	9	147	**181**	**167**	**197**	**165**	10th highest conc.

Note: [1] Bolded concentrations indicate exceedance of the air quality objectives
[2] No information of the 19th highest daily FSP is available in Annual Air Quality Reports from 2016 – 2020, the 19th highest daily FSP at Tai Po AQMS were obtained from the Environmental Protection Interactive Center (https://cd.epic.epd.gov.hk/EPICDI/air/?lang=en)..

3.3.2 The ambient air quality in the vicinity of the project site are generally complied with the AQOs. Ozone concentrations exceeded the AQO criteria in four of the last five years. However, ozone is a regional problem in Hong Kong rather than a local issue.

3.3.3 Background pollutant concentrations as estimated by Pollutants in the Atmosphere and their Transport over Hong Kong (PATH) v2.1 model by EPD were employed in the assessment. PATH's concentration for year 2025, which is the nearest available year from EPD's website to the tentative commencement year in 2029, was adopted as the background concentration. The Site is located within grids (34, 51), (34, 52), (34, 53), (35, 51), (35, 52) and (35, 53) of the PATH model which are shown in Figure 3.1.

3.3.4 As per Guidelines on Choices of Models and Model Parameters as published by EPD, the PM_{10} and $PM_{2.5}$ output of PATH should be adjusted as below.

- Annual average concentrations, PM_{10} (+10.3$\mu g/m^3$), $PM_{2.5}$ (+3.5 $\mu g/m^3$)
- Daily average concentrations, PM10 (+11 $\mu g/m^3$), PM2.5 (+0 $\mu g/m^3$)

3.3.5 The NO_2, PM_{10}, $PM_{2.5}$, SO_2 , O_3 and CO concentrations predicted by PATH in Year 2025 within the concerned grids are summarized in Table 3.3.2 below.

Table 3.3.2 Summary of PATH Background Concentration in Year 2025

Pollutant	Averaging Time	Conc. Limits (µg/m^3)	Number of Exceedances Allowed	Grid Concentration (µg/m^3)						Remark
				34,51	34,52	34,53	35,51	35,52	35,53	
PM_{10}	24-hour	100	9	65	67	68	68	65	65	10th highest conc.
	Annual	50	N.A.	27	28	29	28	27	28	N.A.
$PM_{2.5}$	24-hour	50	18	36	36	39	39	36	36	19th highest conc.
	24-hour	50	35	24	25	28	26	25	25	36th highest conc.
	Annual	25	N.A.	15	16	17	16	16	16	N.A.
NO_2	1-hour	200	18	98	108	118	92	105	118	19th highest conc.
	Annual	40	N.A.	13	14	18	13	14	17	N.A.
SO_2	10-min	500	3	60	79	82	57	76	79	4th highest conc.
	24-hour	50	3	11	13	14	11	11	12	4th highest conc.
O_3	8-hour	160	9	**210**	**210**	**210**	**208**	**209**	**208**	10th highest conc.
CO	1-hour	30,000	0	923	930	944	915	922	936	0
	8-hour	10,000	0	840	845	852	835	840	848	0

Note:
[1] Bolded concentrations indicate exceedance of the air quality objectives

3.4 Air Sensitive Receivers

3.4.1 According to Annex 12 of EIAO-TM, any domestic premises, hotel, hostel, hospital, clinic, nursery, temporary housing accommodation, school, educational institution, office, factory, shop, shopping centre, place of public worship, library, court of law, sports stadium or performing arts centre shall be considered to be an Air Sensitive Receiver (ASR). Any other premises or place with which, in terms of duration or number of people affected, has a similar sensitivity to the air pollutants as above premises and places shall also be considered to be ASRs.

3.4.2 The assessment area covers a distance of 500m of the Project boundary as per Clause 3.4.3.2 of the EIA Study Brief. Representative existing and planned ASRs around the Project site are selected to evaluate the potential air quality impact during construction and operation phases of the Project. The assessment areas for construction phase (including road improvement and utilities works) and operation phase are shown in Figure 3.1. The locations of the ASRs are shown in Figure 3.2 and details are summarized in Table 3.4.1 below and Appendix 3.1.

Table 3.4.1 Representative ASRs in the vicinity of the Project

ASR ID	Description	Land Use [1]	Approximate Horizontal Distance from the Project (m)	Assessment Height Above Ground (mAG)	Construction Phase	Operation Phase
Existing ASRs						
AH11	Ching Ho Estate – Ching Chiu House	R	157	1.5-100	✓	✓
AH12	Ching Ho Estate – Ching Ping House	R	218	1.5-100	✓	✓
AH13	Ching Ho Estate – Ching Yu House	R	384	1.5-100	✓	✓
AH21	Cheung Lung Wai Estate – Ching Cheung House	R	22	1.5-100	✓	✓
AH22	Cheung Lung Wai Estate – King Cheung House	R	61	1.5-100	✓	✓
AH31	Tai Ping Estate – Tai Ping Kindergarden	R	357	1.5	✓	✓
AH32	Tai Ping Estate – Ping Hay House	R	356	1.5-75	✓	✓
AH41	Choi Yuen Estate – Choi Lai House	R	470	1.5-50	✓	✓
AH42	Choi Yuen Estate – Choi Wu House	R	464	1.5-75	✓	✓
AH51	Royal Green – Tower 3	R	307	1.5-100	✓	✓
AH61	Glorious Peak	R	461	1.5-100	✓	✓
AH71	8 Royal Green	R	496	1.5-100	✓	✓
AH81	Venice Garden – Block 2	R	480	1.5-75	✓	✓
AH91	Eden Manor – Tower 2	R	423	1.5-75	✓	✓
AL11	King's Gate – B1	R	366	1.5-10	✓	✓
AL21	The Green	R	277	1.5-10	×	✓
AL31	Residential R(C)2 (Land Lot 1909 in D.D. 100)	R	252	1.5-10	×	✓
AV11	Ng Uk Tsuen	R	373	1.5-10	✓	✓
AV21	Chong Tsin Leng	R	286	1.5-10	✓	✓
AV31	Ping Kong Village	R	5	1.5-10	✓	✓

ASR ID	Description	Land Use [1]	Approximate Horizontal Distance from the Project (m)	Assessment Height Above Ground (mAG)	Construction Phase	Operation Phase
AV32	Ming Tak Court	R	19	1.5-10	✓	✓
AV33	Ping Kong Village	R	156	1.5-10	✓	✓
AV41	On Po Tsuen	R	44	1.5-10	✓	✓
AV51	Tai Lung	R	288	1.5-10	×	✓
AV61	Lin Tong Mei Tsoi Yuen	R	152	1.5-10	×	✓
AV71	Lin Tong Mei	R	38	1.5-10	×	✓
AV72	Lin Tong Mei	R	320	1.5-10	×	✓
AV81	Chan Uk Po	R	467	1.5-10	×	✓
AV91	Tong Kung Leng	R	284	1.5-10	×	✓
AW11	Catholic Diocese of Hong Kong Mother of Christ Church	W	324	1.5-15	✓	✓
AW21	Ping Kong Tin Hau Temple	W	170	1.5-5	✓	✓
AW31	Ebenezer Christian Church	W	154	1.5-5	×	✓
AS11	TWGHs Ma Kam Chan Memorial Primary School	E	51	1.5-25	✓	✓
AS21	HHCKLA Buddhist Wisdom Primary School	E	34	1.5-25	✓	✓
AS31	Tsang Mui Millennium School	E	155	1.5-25	✓	✓
AS41	Elegantia College	E	48	1.5-25	✓	✓
AS42	Elegantia College	E	66	1.5-25	✓	✓
AM11	North District Hospital	G/IC	105	33.8[2]	✓	✓
AM12	North District Hospital	G/IC	98	33.8[2]	✓	✓
AM13	North District Hospital	G/IC	112	33.8[2]	✓	✓
AM14	North District Hospital	G/IC	128	33.8[2]	✓	✓
AM15	North District Hospital	G/IC	176	33.8[2]	✓	✓
AM16	North District Hospital	G/IC	186	33.8[2]	✓	✓
AM17	North District Hospital	G/IC	168	33.8[2]	✓	✓

ASR ID	Description	Land Use [1]	Approximate Horizontal Distance from the Project (m)	Assessment Height Above Ground (mAG)	Construction Phase	Operation Phase
AM21	Little Sisters of the Poor Saint Joseph's Home for the Aged	G/IC	211	1.5-20	✓	✓
AM31	Buddhist Li Chong Yuet Ming Nursing Home for The Elderly	G/IC	320	1.5-25	✓	✓
AG11	The Hong Kong Golf Club	Rec	69	1.5-10	✓	✓
AG12	The Hong Kong Golf Club	Rec	25	1.5	✓	✓
AF11	Tai Lung Experiment Farm	G/IC	53	1.5-10	×	✓
AF12	Tai Lung Experiment Farm	G/IC	173	1.5-10	×	✓
AF21	Tai Lung Veterinary Laboratory	G/IC	5	1.5-10	×	✓
AF31	Hong Kong Canine Working and Agility Club Limited	C	25	1.5-5	×	✓
Planned ASRs						
PH11	Proposed Public Housing at Ching Hiu Road	R	258	1.5-100	×	✓
PH21	Proposed Public Housing at Tai Tau Leng	R	417	1.5-100	×	✓
PL11	Proposed Residential (Land Lot 4076 in D.D. 91)	R	229	1.5-10	×	✓
PM11	North District Hospital Expansion	G/IC	137	33.8[3]	×	✓
PM12	North District Hospital Expansion	G/IC	112	33.8[3]	×	✓
PM13	North District Hospital Expansion	G/IC	257	33.8[3]	×	✓
Proposed Development ASRs						
B011	Block 1	R	-	1.5 – 106	×	✓
B012	Block 1	R	-	1.5 – 106	×	✓

ASR ID	Description	Land Use [1]	Approximate Horizontal Distance from the Project (m)	Assessment Height Above Ground (mAG)	Construction Phase	Operation Phase
B013	Block 1	R	-	1.5 – 106	×	✓
B014	Block 1	R	-	1.5 – 106	×	✓
B021	Block 2	R	-	1.5 – 103.2	×	✓
B022	Block 2	R	-	1.5 – 103.2	×	✓
B023	Block 2	R	-	1.5 – 103.2	×	✓
B024	Block 2	R	-	1.5 – 103.2	×	✓
B031	Block 3	R	-	1.5 – 119.6	×	✓
B032	Block 3	R	-	1.5 – 119.6	×	✓
B033	Block 3	R	-	1.5 – 119.6	×	✓
B034	Block 3	R	-	1.5 – 119.6	×	✓
B041	Block 4	R	-	1.5 – 119.6	×	✓
B042	Block 4	R	-	1.5 – 119.6	×	✓
B043	Block 4	R	-	1.5 – 119.6	×	✓
B051	Block 5	R	-	1.5 – 103.2	×	✓
B052	Block 5	R	-	1.5 – 103.2	×	✓
B053	Block 5	R	-	1.5 – 103.2	×	✓
B054	Block 5	R	-	1.5 – 103.2	×	✓
B061	Block 6	R	-	1.5 – 137.6	×	✓
B062	Block 6	R	-	1.5 – 137.6	×	✓
B063	Block 6	R	-	1.5 – 137.6	×	✓
B064	Block 6	R	-	1.5 – 137.6	×	✓
B071	Block 7	R	-	1.5 – 100.4	×	✓
B072	Block 7	R	-	1.5 – 100.4	×	✓
B073	Block 7	R	-	1.5 – 100.4	×	✓
B074	Block 7	R	-	1.5 – 100.4	×	✓
B081	Block 8	R	-	1.5 – 132.9	×	✓
B082	Block 8	R	-	1.5 – 132.9	×	✓
B083	Block 8	R	-	1.5 – 132.9	×	✓
B084	Block 8	R	-	1.5 – 132.9	×	✓
B091	Block 9	R	-	1.5 – 103.2	×	✓
B092	Block 9	R	-	1.5 – 103.2	×	✓
B093	Block 9	R	-	1.5 – 103.2	×	✓
B094	Block 9	R	-	1.5 – 103.2	×	✓
B101	Block 10	R	-	1.5 – 128.9	×	✓
B102	Block 10	R	-	1.5 – 128.9	×	✓
B103	Block 10	R	-	1.5 – 128.9	×	✓
B104	Block 10	R	-	1.5 – 128.9	×	✓
B111	Block 11	R	-	1.5 – 128.9	×	✓
B112	Block 11	R	-	1.5 – 128.9	×	✓

ASR ID	Description	Land Use [1]	Approximate Horizontal Distance from the Project (m)	Assessment Height Above Ground (mAG)	Construction Phase	Operation Phase
B113	Block 11	R	-	1.5 – 128.9	×	✓
B114	Block 11	R	-	1.5 – 128.9	×	✓
B121	Block 12	R	-	1.5 – 128.9	×	✓
B122	Block 12	R	-	1.5 – 128.9	×	✓
B123	Block 12	R	-	1.5 – 128.9	×	✓
CF01	Community Facilities	Rec	-	15-39 [4]	×	✓
CF02	Community Facilities	Rec	-	15-39 [4]	×	✓
CF03	Community Facilities	Rec	-	15-39 [4]	×	✓
CF04	Community Facilities	Rec	-	15-39 [4]	×	✓
CF05	Community Facilities	Rec	-	15-39 [4]	×	✓
CP01	Podium	Rec	-	15 [4]	×	✓
CP02	Podium	Rec	-	15 [4]	×	✓
CP03	Podium	Rec	-	15 [4]	×	✓
CP04	Podium	Rec	-	21 [4]	×	✓
CP05	Podium	Rec	-	21 [4]	×	✓
CP06	Podium	Rec	-	21 [4]	×	✓
CS01	Proposed School	E	-	1.5 - 25	×	✓
CS02	Proposed School	E	-	1.5 - 25	×	✓
CS03	Proposed School	E	-	1.5 - 25	×	✓
CS04	Proposed School	E	-	1.5 - 25	×	✓
CS05	Proposed School	E	-	1.5 - 25	×	✓
CS06	Proposed School	E	-	1.5 - 25	×	✓
PP01	Proposed Visiting Centre	Rec	-	1.5	×	✓
PP02	Proposed Visiting Centre	Rec	-	1.5	×	✓
PP03	Proposed Visiting Centre	Rec	-	1.5	×	✓
PP04	Proposed Visiting Centre	Rec	-	1.5	×	✓

Note:
[1] R - Residential; E - Education; G/IC - Government, Institution and Community; Rec – Recreational; C – Commercial; H – Hospital or Home for Aged; W – Place for Public Worship
[2] Fresh air intake level at North District Hospital.
[3] Assume the same as existing North District Hospital as no information was provided in this stage.
[4] Lowest level of the usage above ground level

3.5 Identification of Environmental Impacts

Construction Phase

3.5.1 The potential source of air quality impact arising from the Project construction will be fugitive dust during site clearance, site formation, piling works, utility works and road improvement works. Construction work activities including site clearance, site formation and earth works are classified as "notifiable" and "regulatory" work under the Air Pollution Control (Construction Dust) Regulation. Fugitive dust would be generated from the following two sources:

- Heavy construction works including piling, excavation, loading / unloading of spoils and material handling, etc.;
- Wind erosion of exposed open area.

3.5.2 There will be junction improvement works at Po Kin Road/Ping Kong Road and minor road modification works at Ping Kong Road as mentioned in Section 2. Fugitive dust may be generated from work activities including excavation, handling of construction materials and minor wind erosion. The road works will be carried out by section with 50m in length and the area of work front will be approximately 500m^2 at one time. The area of road works of each section is approximately 0.5% of the work area of Sub-Area 1 only. 1 hand-held breaker and excavator will be used for each section of the excavation works. Each section of works will take only about 3 -5 weeks to complete.

3.5.3 Apart from the works above, there will be utilities works as described in Section 2 for the Project, i.e. waterworks, sewerage works and drainage works. The extent of excavation, unloading/loading of spoils, material handling and exposed site area to wind erosion for utility works are constructed in sections which each section is about 50m in length. The works and exposed areas for each sections of each type of utilities works would be about 250m^2 at one time. The total area of each section of all type of utilities works at one time is approximately 0.25% of work area of Sub-Area 1 only. 1 hand-held breaker and excavator will be used for each section of works during excavation. Each section of works will take only about 3 -5 weeks to complete. The waterworks areas of each section will occupy about 3.0% of the total waterworks area. Sewerage and drainage works will be 4.1% and 7.5% of the total work areas respectively.

3.5.4 There will be works at Sub-Area 2 to Sub-Area 4. Minor passive recreation facilities such as a small single storey visitor centre (at Sub-Area 2 only), sitting-out areas, children's playgrounds and minor ancillary facilities to support the recreation activity and landscaping works such as planting and transplanting works that are compatible with existing habitats will be proposed within Sub-Area 2 and Sub-Area 3. No works would be carried out in Sub-Area 4. No site formation will be conducted within Sub-Areas 2 to 3. The depth for planting and transplanting will be about 1m to 2m only as the habitats of Sub-Area 2 to Sub-Area 4 will be preserved. There will be approximately 5 trees only to be planted in Sub-Areas 2 and 3 per day in average and no tree planting in Sub-Area 4. The actual land use will be further confirmed in detailed design stage subject to further investigation. The assessment area including the road improvement and utility works is shown in Figure 3.1a.

3.5.5 The above works are considered to be short-term and localised fugitive dust impacts. In addition, these construction works will be well-controlled with the following dust suppression measures. Active work area of Sub-Area 1, sections of road improvement and utilities works will not be carried out concurrently or will be carried out separated as far as practicable. The impacts of these utilities works and works within Sub-Areas 1 to 4 are considered as limited.

- Any excavated or stockpile of dusty material should be covered entirely by impervious sheeting or sprayed with water to maintain the entire surface wet and then removed or backfilled or reinstated where practicable within 24 hours of the excavation or unloading;
- Any dusty materials remaining after a stockpile is removed should be wetted with water and cleared from the surface of roads;
- A stockpile of dusty material should not be extended beyond the pedestrian barriers, fencing or traffic cones;
- The load of dusty materials on a vehicle leaving a construction site should be covered entirely by impervious sheeting to ensure that the dusty materials do not leak from the vehicle;
- Surfaces where any pneumatic or power-driven drilling, cutting, polishing or other mechanical breaking operation takes place should be sprayed with water or a dust suppression chemical continuously;
- Any skip hoist for material transport should be totally enclosed by impervious sheeting;
- Every stock of more than 20 bags of cement or dry pulverised fuel ash (PFA) should be covered entirely by impervious sheeting or placed in an area sheltered on the top and the 3 sides;
- Machinery and dusty activities (e.g. stockpiling areas) are located away from ASRs as far as possible;
- Construction machinery should be maintained regularly so as to ensure no deterioration on the emission performance;
- Solid screens or barriers should be erected around dusty activities;
- The use of diesel or petrol powered generators should be avoided and mains electricity or battery powered equipment should be adopted where practicable;
- Inactive exposed earth areas should be properly treated by compaction or sealing with latex, vinyl or other suitable impermeable sheeting.

3.5.6 The construction works to be considered in the quantitative construction dust impact assessment are site clearance and site formation works in Sub-Area 1 area which the assessment area for quantitative assessment is shown in Figure 3.2a.

3.5.7 On-site diesel-powered engines are potential sources of gaseous emissions of pollutants such as CO, PM, NO_2 and SO_2. The Air Pollution Control (Non-road Mobile Machinery) (Emission) Regulation comes into effects to control the emissions from diesel powered engines and limited amount of diesel powered mechanical equipment will be used on-site during construction phase. According to the Air Pollution Control (Fuel Restriction) Regulations, liquid fuel with a sulphur content of less than 0.005% by weight should be used. Under the effects of the above 2 regulations, the Air Pollution Control (Smoke) Regulation and the limited number of engines and operation hours, emissions of gaseous pollutants, e.g. CO, PM, NO_2 and SO_2 from the operation of on-site diesel powered mechanical equipment is considered to be limited.

3.5.8 The temporary dust nuisance, measurable as TSP, PM_{10} and $PM_{2.5}$, would be generated as a result of construction activities during site clearance, site formation and earth works. Particulate matters (TSP, PM_{10} and $PM_{2.5}$) would be the pollutants to be concerned during the construction phase. The impacts are quantitatively assessed.

3.5.9 The tentative construction programme as provided by the project engineer for site clearance and formation works of the site are between January 2024 and September 2025. The construction work periods were assumed to be Monday to Saturday and 12 hours of work from 7am to 7pm. The programme is presented in Appendix 3.2.

3.5.10 There are a few concurrent projects identified within the assessment area which may have cumulative impacts. The information of the concurrent projects is mentioned in Section 1 and Table 3.5.1 below shows the distance of the potential concurrent works. The locations of the works are shown in Figure 1.2.

Table 3.5.1 Summary of Potential Concurrent Projects for Construction Dust Impact

Potential Concurrent Projects	Tentative Construction Commencement Year	Target Operation/ Target Completion of Development	Approx. Horizontal Distance from Project Boundary (m)
Potential Housing Developments in North District - Ching Hiu Road	2022	2030	380
Potential Housing Developments in North District - Tai Tau Leng	2025	2032	480
North District Hospital Expansion	2021	2030	85
Drainage Improvements at North District	2021	2027	290 (SE of Project) / 310 (S of Project)
Fanling Highway Widening	2024	2031	450
Po Shek Wu Flyover	2024	2029	470
Road Improvement Works at Fan Kam Road	Not Available	Not Available	100
Fanling Area 36 Phase 4 (Ching Ho Extension)	2020	2024	480

Potential Concurrent Projects	Tentative Construction Commencement Year	Target Operation/ Target Completion of Development	Approx. Horizontal Distance from Project Boundary (m)
Private Housing Development at Lot 4076 in D.D. 91	Not Available	2028	295
Reclaimed Water Supply to Sheung Shui and Fanling – Investigation, Design and Construction	2020	2025	845
Sheung Shui Lot 2RP in DD 92, Sheung Shui	Not Available	2023	519
So Kwun Po Interchange	2025	2030	587
Retrofitting of Noise Barriers on Po Shek Wu Road	2024	2028	1700

3.5.11 As shown in Figure 1.2, the scale of drainage improvements at North District works are small which the site boundaries of the woks are about 80m in length (approx. 0.8% of Sub-Area 1 area which assumes 10m wide of the work area) and 130m in length (approx. 1.3% of Sub-Area 1 area which assumes 10m wide of the work area). The works are about 300m away from the Project boundary and considered with dust control measures to be implemented, the dust impact from the drainage improvements are anticipated to be limited.

3.5.12 According to the Preliminary Environmental Review (PER) of the road improvement works at Fan Kam Road, the excavation work will only be carried out a few meters from the existing road which excavated material is limited. With implementation of dust reduction measures, the construction dust impact of the road improvement works at Fan Kam Road is considered as limited and is not included in the quantitative assessment.

3.5.13 The target completion year of the Fanling Area 36 Phase 4 is 2024. According to the site visit on Dec 2020, the Fanling Area 36 Phase 4 site were on superstructure stage, hence works of this project in Year 2024 would be small scale and minor works only, e.g. interior works. The dust impact is also considered as limited and not included in the assessment.

3.5.14 The Reclaimed Water Supply to Sheung Shui and Fanling, Sheung Shui Lot 2RP in DD 92 and So Kwun Po Interchange are more than 500m away of the Project boundary which the concurrent dust impact of these projects are considered as limited and excluded from the quantitative assessment.

3.5.15 The rest of co-current works are included in the quantitative assessment which are shown in Appendix 3.2.

<u>Operation Phase</u>

3.5.16 The major pollutant sources during operation phase of the Project are as below.

- Vehicular emissions from road networks within the assessment area;

- Chimney emissions from North District Hospital;
- Public Transport Interchanges (PTIs) of the Project, Ching Ho Estate and Tai Ping Estate; and
- Background pollutant concentrations.

3.5.17 The locations of chimneys and PTIs are shown in Figure 3.3. Vehicular emissions arising from the concurrent projects due to planned road network or induced traffic, including Fanling Highway widening, Po Shek Wu Flyover, planned housing sites in the vicinity of the Project, Tai Tau Leng etc. as Table 3.5.1 that would have cumulative air quality impact on nearby ASRs have also been addressed. There are 2 major chimney emission sources more than 500m but within 4km from project boundary which are Wo Hop Shek Crematorium, Asphalt Plant in Sheung Shui. However, hills and numbers of high rise buildings are between the two sources and the project site which most pollutants are blocked by these structures. Hence, these 2 major sources shall not cause direct impact on the identified ASRs and their impacts have been accounted in the background air pollutants concentrations produced by the PATH model.

Identification of Representative Air Pollutants of Vehicle Emissions

3.5.18 The air quality pollutant source during the operational phase of the project would be the emission from the travelling vehicles. The tailpipe emission comprises a number of pollutants, including Nitrogen Oxides (NO_X), PM_{10}, $PM_{2.5}$, SO_2, CO, O_3, Toxic Air Pollutants (TAPs), Lead (Pb) etc. Determination of representative air pollutants for this Project is discussed as below.

3.5.19 **NOx** is a major pollutant from fossil fuel combustion. According to the 2019 Hong Kong Emission Inventory Report published by EPD which is the latest available information at the time of preparing this report, navigation and public electricity generation are the largest NOx emission sources and accounted for 35% and 30% of the total emission in 2019, respectively. NOx emission from vehicles was the 3rd largest, accounting for 16% of the total. NOx would be converted to NO_2 in the presence of O_3 and Volatile Organic Compounds (VOCs). Increasing of traffic flows would increase the roadside NO_2 concentration. Therefore, NO_2 is one of the representative air pollutants for the operation phase of the Project.

3.5.20 **PM_{10}** and **$PM_{2.5}$** refer to suspended particulates with nominal diameter of 10µm or less and 2.5µm or less respectively. Both particulate matters are considered as key pollutants of increasing of traffic flows of the Project as the vehicular emissions contribute 9% of PM_{10} and 11% of $PM_{2.5}$ of the total emissions in 2019.

3.5.21 **SO_2** from road traffic emission contribute less than 1% of the total emissions in 2019 and ultra-low sulphur fuel is used for all types of vehicle in Hong Kong. Hence, SO_2 would not be a critical air pollutant of concern.

3.5.22 **CO** from vehicular emissions contribute about 50% of the total emissions in 2019. According to Air Quality in Hong Kong 2020 published by EPD which is the latest available information at the time of preparing this report, the highest 1-hour average (2,850 µg/m^3) and 8-hour average (1,685 µg/m^3) were recorded at Causeway Bay

roadside station which were 9.5% and 16.85% of the respective AQOs. These concentrations are well below the AQOs so CO is not considered as critical pollutant.

3.5.23 **O_3** is produced from photochemical reaction between NOx and VOCs in the presence of sunlight, which will not be generated by this Project. Concentration of O_3 is governed by both precursors, atmospheric transport from other areas and meteorological factors. the formation of O_3 generally takes hours to proceed and O_3 measured locally could be attributed to emissions generated from places over long distances. This explains why higher ozone levels are generally not produced in the urban core or industrial area but rather at some distance downwind after photochemical reactions have taken place. The increase of NOx emission in the roadside environment, O_3 reacts with NO to give NO_2 and thus results in decrease of O_3. O_3 is therefore not considered as a key air pollutant.

3.5.24 **TAPs** are pollutants found in vehicular exhaust. With reference to EPD's Assessment of Toxic Air Pollutant Measurements in Hong Kong Final Report, monitored TAPs in Hong Kong include diesel particulate matters (DPM), toxic elemental species, dioxins, polychlorinated biphenyls (PCBs), polycyclic aromatic hydrocarbons (PAHs), carbonyls, and volatile organic compounds (VOCs). According to the results of the report and Sources of PCB emissions by European Monitoring and Evaluation Programme (EMEP) / Core Inventory Air Emissions (Corinair), vehicular emission is not considered as primary source of dioxins, PCBs, carbonyls and most toxic elemental species in Hong Kong. Therefore, these pollutants are not considered as key pollutants for the operation phase of the Project.

3.5.25 **DPM** from local vehicular emission is one of major sources of the pollutant. EPD is preparing the new initiatives to further reduce emission from diesel vehicles which the diesel particulate level would also be reduced since Initiatives in 2017. As recommended by EPD's Assessment of Toxic Air Pollutant Measurements in Hong Kong Final Report, elemental carbon (EC) is used as a surrogate for DPM, and with reference to Chemical Separation of PM2.5 Filter Samples 2019, EC showed a significant decrease in concentration from 2015 to 2019 in Hong Kong, i.e. -27.9%, -40.2%, -24.1% and -41.4% at Mong Kok, Tsuen Wan, Yuen Long and Kwai Chung Monitoring Sites, respectively. With the continual efforts by EPD to reduce particulate emission from the vehicular fleet, a discernible decreasing trend is noted in the level of particulate matter. Therefore, DPM is not selected as representative pollutant for the Project.

3.5.26 **PAHs** from local vehicular traffic is also an important source of PAHs. The most important PAH is Benzo[a]pyrene, and it is often selected as a marker for the PAHs. The EU Air Quality Standards for PAHs (expressed as concentration of Benzo[a]pyrene) is 1 ng/m^3 for annual average. With reference to "Air Quality in Hong Kong 2020", annual average concentrations of Benzo[a]pyrene measured at EPD's Tsuen Wan and Central/Western stations were 0.05 ng/m^3 and 0.03 ng/m^3, respectively, which is far below the EU Standards. Hence, PAHs are not considered as key pollutants for the Project.

3.5.27 **VOCs** are of great concern of health and environmental problems from vehicular emission. According to Assessment of Toxic Air Pollutant Measurements in Hong Kong Final Report, 2003, among the VOC compounds, benzene and 1,3-butadiene are the most significant ones for Hong Kong. The UK National Air Quality Objectives for benzene and 1,3-butadiene are 5 µg/m^3 and 2.25 µg/m^3 respectively. With reference to "Air

Quality in Hong Kong 2020", annual average concentrations of benzene at EPD's monitoring stations at Tsuen Wan and Central/Western were 1.65 µg/m^3 and 0.9 µg/m^3, respectively. The levels of 1,3-butadiene were 0.04 µg/m^3 and 0.04 µg/m^3 for Tsuen Wan and Central/Western stations respectively. The concentrations are far below the UK AQOs. Thus, VOCs are not considered as key pollutants for quantitative assessment for this project.

3.5.28 **Pb** is no key pollutant to be concerned for this assessment. According to the "Air Quality in Hong Kong 2020", the annual average concentrations measures at Tsuen Wan and Central/Western stations are 9 ng/m^3 and 8 ng/m^3, respectively. The measured concentrations were well below the AQO limits of 500 ng/m^3.

Identification of Representative Air Pollutants of Chimneys Emissions

3.5.29 The fuel used by nearby chimneys emissions are towngas which is extremely low in sulphur content . Therefore, the concerned pollutants during operation phase are NO_2 and PM_{10}, $PM_{2.5}$.

Identification of Odour Impact

3.5.30 No new sewerage treatment works (STW) and sewage pumping station (SPS) will be proposed in the Project. Sewage generated in the Project will be discharged to public sewerage system. No odour impact of sewage generated from the Project is anticipated. Refuse Collection Points (RCPs) is proposed for the Project but the locations and design are not available at this stage and will be studied in the Investigation, Design and Construction (IDC) stage. The proposed RCPs will be located from ASRs as far as possible. Proper ventilation, exhaust and deodourisation system will be provided to minimize the odour impact upon nearby ASRs. Good hygiene of the RCPs will be enhanced through frequent washing, proper covering of refuse bins, closing of roller shutters, good housekeeping and proper maintenance of ventilation, exhaust and deodorisation system. The potential impact of adverse odour from proposed RCPs on nearby ASRs is not anticipated.

3.6 Construction Phase Assessment Methodology

Dust Emission associated with the Project and other Sources

3.6.1 The emission factors for different dust generating activities are based on the 5th edition of Compilation of Air Pollution Emission Factors (AP-42) issued by United States Environmental Protection Agency (USEPA). The emission factors for the construction dust sources are summarised in Table 3.6.1 below and the details of calculation and location of dust sources are presented in Appendix 3.2.

Table 3.6.1 Emission Factors for Construction Dust Impact Assessment

Source	Activities	Emission Factors
All construction sites	Heavy construction activities including land clearance, ground excavation, cut and fill operations, construction of the facilities, haul road, etc.	TSP = 2.69 Mg/hectare/month = 2.08×10^{-4} g/m^2/s $PM_{10} = 9.82 \times 10^{-5}$ g/m^2/s $PM_{2.5} = 1.49 \times 10^{-5}$ g/m^2/s
	Wind erosion	TSP = 0.85 Mg/hectare/year = 2.70×10^{-6} g/m^2/s $PM_{10} = 1.27 \times 10^{-6}$ g/m^2/s $PM_{2.5} = 1.94 \times 10^{-7}$ g/m^2/s

3.6.2 The work areas for site clearance and formation of Sub-Area 1 of the Project are divided into two areas (A and B) as shown in Appendix 3.2. Based on the programme, Year 2024 is selected as site clearance and formation will last for a whole complete year. As advised by project engineer, construction traffic to be generated is very similar throughout the whole construction period. Year 2029 is the year with the highest traffic flows in the assessment area. Cumulative impacts of dust emissions from construction works of the Project and concurrent projects as Section 3.5.15 are conducted quantitatively in this assessment.

3.6.3 Approach for prediction of particulate emissions from roads are the same as operational phase assessment as described in Section 3.8, in which the dispersion model, CALINE4 is used to assess the vehicular emission impact.

3.6.4 The EMFAC-HK model (version 4.3) issued by EPD was employed to estimate the particulate emission inventory of vehicles from open road. The methodology and assumptions of the emission inventory model are the same as operational phase assessment as Section 3.8 and the emission factors are summarised in Appendix 3.8. For conservative approach, the highest traffic flows in Year 2029 and highest emission Year 2024 are adopted.

3.6.5 For chimney and PTI emissions as described in Section 3.5.16, the prediction approach is the same as the operational air quality assessment as described in Section 3.8, in which the dispersion model, AERMOD, is used to assess the chimney and PTI emission impacts.

3.6.6 Hourly pollutant concentration data predicted by PATH for Year 2025 provided by EPD are directly adopted as the background concentration. As TSP concentrations are not available in the PATH model, it is considered reasonable to assume the hourly PM_{10} concentrations from PATH as the ambient TSP background concentrations, since the particulates of sizes larger than 10μm generated from far-field dust sources would have been largely settled before reaching the ASRs, and hence most of the particulates contributed from far-field sources affecting the ASRs will likely be of less than or equal to 10μm in size (i.e. PM_{10}).

<u>Methodology and Assumptions of Dispersion Model – Construction Activities</u>

Dispersion Model

3.6.7 The construction dust emissions were modelled by using a steady-state plume model, AERMOD which was developed by the American Meteorological Society/Environmental Protection Agency Regulatory Model Improvement Committee (AERMIC). The model is accepted by EPD with reference to "Guidelines on Choices of Models and Model Parameters".

Meteorological Data

3.6.8 WRF meteorological data extracted from the PATH model at the grid, (34,51), (35,52) and (35,53) are employed. Mixing heights that are higher than the maximum and lower than the minimum mixing heights (1941m and 131m) measured at King's Park station in 2015 were replaced with the maximum and minimum mixing height of the King's Park station. The minimum wind speed was capped at 1m/s for the treatment of clam hours.

3.6.9 The data was then processed by the AERMET model. Details of the surface characteristics parameters of the proposed site and the surrounding (i.e. surface roughness, albedo and Bowen ratio) are presented in Appendix 3.9.

Model Approach

3.6.10 Dry depletion option was selected for the modelling of the deposition of particle. The particle size distribution as shown in Table 3.6.2 below was estimated based on S13.2.4.3 of USEPA AP-42 which was employed in the model assessment. The particle density, 2.5g/cm^3, with reference to "Update of Fugitive Dust Emission Factors in AP-42 Section 11.2" (EPA Contract No. 68-02-3891, 1987) was adopted in the assessment.

Table 3.6.2 Particle Size Distribution

Particle Size, µg	Average Particle Size, µg	TSP Distribution	PM_{10} Distribution	$PM_{2.5}$ Distribution
15 – 30	22.5	35%	--	--
10 – 15	12.5	18%	--	--
5 – 10	7.5	20%	43%	--
2.5 – 5	3.75	20%	42%	--
0 – 2.5	1.25	7%	15%	100%

3.6.11 The landuse circumscribed by a 3km radius circle centered at the emission sources consist of more than 50% of built-up area, according to AERMOD implementation Guide, urban dispersion option was selected for the model. The population of North District was employed and the default urban roughnesswere adopted in the model.

3.6.12 For both unmitigated and mitigated scenarios, 100% of active construction work area for the Site was assumed for long-term and short-term assessment as conservative approach.

3.6.13 No site hoarding is assumed for the unmitigated scenario. Site hoarding will be erected along the construction site boundary to minimise the construction dust impact that the dust release height with hoarding erected was assumed to be 3m above ground for mitigated scenario.

3.6.14 There is no information of detail construction activities and assessment available for the concurrent projects so 100% active construction work areas were employed in the assessment. Dust control measures as 2.4m site hoarding and water suppression as recommended in the Air Pollution Control (Construction Dust) regulation was assumed for the concurrent projects. Dust suppression rate at 91.7% as approved EIAs, Development at San Hing Road and Hong Po Road, Tuen Mun (EIA-263/2020) and Shuen Wan Golf Course (EIA-260/2019) was assumed for the concurrent projects in the assessment.

3.7 Construction Assessment Results

Unmitigated Scenario

3.7.1 The predicted TSP, PM_{10} and $PM_{2.5}$ impact at the worst affected level arising from unmitigated construction activities are summarised in Table 3.7.1, Table 3.7.2 and Table 3.7.3. Details of predicted concentrations are shown in Appendix 3.3.

Table 3.7.1 Predicted TSP Concentration at Worst Affected Level of ASRs – Unmitigated Scenario

ASRs	Worst Affected Height, mAG	TSP Concentrations (µg/m^3)
		Highest Hourly Averaged
AH11	10.0	**1537.9**
AH12	10.0	**1575.7**
AH13	15.0	**1145.3**
AH21	1.5	**4158.6**
AH22	5.0	**2947.6**
AH31	1.5	**946.7**
AH32	15.0	**1148.3**
AH41	15.0	**1116.0**
AH42	20.0	**1365.1**
AH51	15.0	**1240.1**
AH61	15.0	**981.1**
AH71	15.0	**912.1**
AH81	20.0	**820.5**
AH91	20.0	**783.9**
AL11	1.5	**651.7**
AV11	10.0	**1096.1**
AV21	10.0	**1227.3**
AV31	10.0	**2323.6**
AV32	1.5	**2815.7**
AV33	10.0	**1594.1**

ASRs	Worst Affected Height, mAG	TSP Concentrations (µg/m^3)
		Highest Hourly Averaged
AV41	10.0	**1544.3**
AW11	15.0	**1330.7**
AW21	5.0	**1296.7**
AS11	5.0	**3137.4**
AS21	5.0	**3198.7**
AS31	10.0	**1876.5**
AS41	5.0	**2490.8**
AS42	5.0	**2176.2**
AM11	33.8	**533.0**
AM12	33.8	**551.2**
AM13	33.8	**543.8**
AM14	33.8	**523.1**
AM15	33.8	459.2
AM16	33.8	399.4
AM17	33.8	428.7
AM21	10.0	**1631.4**
AM31	15.0	**1212.6**
AG11	5.0	**2326.3**
AG12	1.5	**3283.1**
Standard		**500**
Note: Concentrations exceed the standard are shown in in red and bold		

Table 3.7.2 Predicted PM_{10} Concentration at Worst Affected Level of ASRs – Unmitigated Scenario

ASRs	Worst Affected Height, mAG		PM_{10} Concentrations (µg/m^3)	
	10th Highest Daily Averaged	Annual Averaged	10th Highest Daily Averaged	Annual Averaged
AH11	1.5	1.5	74.5	32.2
AH12	1.5	1.5	75.3	32.1
AH13	1.5	1.5	71.9	29.9
AH21	1.5	1.5	**250.1**	**84.1**
AH22	1.5	1.5	**160.6**	**58.5**
AH31	1.5	1.5	67.5	33.7
AH32	15.0	1.5	70.1	33.8
AH41	1.5	1.5	73.8	33.4
AH42	15.0	1.5	73.5	32.9
AH51	1.5	1.5	78.1	34.4
AH61	1.5	1.5	71.7	30.5
AH71	1.5	1.5	71.2	30.0
AH81	1.5	1.5	65.6	31.8
AH91	1.5	1.5	76.1	33.5
AL11	1.5	1.5	72.6	33.0
AV11	1.5	1.5	68.9	31.7
AV21	1.5	1.5	71.2	29.1
AV31	1.5	1.5	**103.9**	37.4
AV32	1.5	1.5	**102.1**	38.0
AV33	1.5	1.5	83.7	31.3
AV41	10.0	5.0	84.6	32.3
AW11	1.5	1.5	87.6	42.9
AW21	1.5	1.5	78.5	30.3
AS11	1.5	1.5	**166.5**	**59.6**
AS21	1.5	1.5	**156.6**	**53.2**
AS31	1.5	1.5	77.7	34.4
AS41	1.5	1.5	99.5	35.7
AS42	1.5	1.5	96.0	36.4
AM11	33.8	33.8	69.6	34.1
AM12	33.8	33.8	71.5	34.4
AM13	33.8	33.8	70.9	34.1

ASRs	Worst Affected Height, mAG		PM_{10} Concentrations (µg/m^3)	
	10th Highest Daily Averaged	Annual Averaged	10th Highest Daily Averaged	Annual Averaged
AM14	33.8	33.8	68.8	33.7
AM15	33.8	33.8	65.6	32.5
AM16	33.8	33.8	66.4	33.5
AM17	33.8	33.8	66.8	33.9
AM21	1.5	1.5	85.3	37.8
AM31	1.5	1.5	78.0	39.5
AG11	1.5	1.5	**165.3**	**66.7**
AG12	1.5	1.5	**295.8**	**118.6**
Standard			**100**	**50**
Note: Concentrations exceed the standard are shown in in red and bold				

Table 3.7.3 Predicted $PM_{2.5}$ Concentration at Worst Affected Level of ASRs – Unmitigated Scenario

ASRs	Worst Affected Height, mAG			$PM_{2.5}$ Concentrations (µg/m^3)		
	36th Highest Daily Averaged Conc.	19th Highest Daily Averaged Conc.	Annual Averaged Conc.	36th Highest Daily Averaged Conc.	19th Highest Daily Averaged Conc.	Annual Averaged Conc.
AH11	5.0	1.5	1.5	25.8	38.4	16.5
AH12	1.5	1.5	1.5	25.9	38.4	16.5
AH13	1.5	10.0	1.5	25.8	36.8	16.1
AH21	1.5	1.5	1.5	43.3	49.7	25.6
AH22	1.5	1.5	1.5	31.4	42.1	21.3
AH31	1.5	1.5	1.5	26.1	36.0	17.2
AH32	1.5	1.5	1.5	25.9	35.8	17.2
AH41	1.5	1.5	1.5	26.2	35.9	17.3
AH42	1.5	1.5	1.5	26.0	35.9	17.1
AH51	1.5	1.5	1.5	26.5	38.2	17.2
AH61	1.5	1.5	1.5	25.9	36.4	16.5
AH71	1.5	1.5	1.5	25.3	36.0	16.2
AH81	1.5	1.5	1.5	25.7	35.7	16.8
AH91	1.5	1.5	1.5	27.0	37.8	17.1
AL11	1.5	1.5	1.5	26.6	37.5	16.9

ASRs	Worst Affected Height, mAG			$PM_{2.5}$ Concentrations (μg/m^3)		
	36th Highest Daily Averaged Conc.	**19th Highest Daily Averaged Conc.**	**Annual Averaged Conc.**	**36th Highest Daily Averaged Conc.**	**19th Highest Daily Averaged Conc.**	**Annual Averaged Conc.**
AV11	1.5	1.5	1.5	25.3	36.2	16.5
AV21	1.5	1.5	1.5	25.2	36.0	15.9
AV31	1.5	1.5	1.5	29.4	41.4	17.4
AV32	1.5	1.5	1.5	28.3	39.2	17.4
AV33	1.5	1.5	1.5	26.7	36.2	16.3
AV41	5.0	10.0	1.5	27.5	39.3	16.5
AW11	1.5	1.5	1.5	27.1	36.2	18.6
AW21	1.5	1.5	1.5	26.7	36.2	16.1
AS11	1.5	1.5	1.5	32.5	42.6	21.4
AS21	1.5	1.5	1.5	30.8	42.7	20.3
AS31	1.5	1.5	1.5	26.0	38.5	17.0
AS41	1.5	1.5	1.5	26.8	39.4	17.1
AS42	1.5	1.5	1.5	26.9	38.9	17.3
AM11	33.8	33.8	33.8	25.3	36.1	16.8
AM12	33.8	33.8	33.8	25.3	36.1	16.8
AM13	33.8	33.8	33.8	25.3	36.1	16.8
AM14	33.8	33.8	33.8	25.3	36.1	16.7
AM15	33.8	33.8	33.8	25.3	36.1	16.5
AM16	33.8	33.8	33.8	25.9	35.7	16.8
AM17	33.8	33.8	33.8	26.0	35.7	16.9
AM21	1.5	1.5	1.5	27.1	38.0	17.6
AM31	1.5	1.5	1.5	26.7	36.0	18.1
AG11	1.5	1.5	1.5	37.1	46.6	22.8
AG12	1.5	1.5	1.5	**55.9**	**65.5**	**32.2**
Standard				**50**	**50[1]**	**25**

Note: Concentrations exceed the standard are shown in in red and bold
[1] For new government project

3.7.2 Exceedances of TSP standard were predicted amongst most of the representative ASRs. Annual averaged and daily averaged PM_{10} and $PM_{2.5}$ objectives are exceeded at numbers of ASRs.

Recommended Mitigation Measures

3.7.3 To reduce the dust emission from the Project and achieve compliances of relevant criteria

at ASRs, regular watering under a good site practice should be adopted. In accordance with the "Control of Open Fugitive Dust Sources" (USEPA AP-42), watering once per hour on exposed worksites and haul road is proposed to achieve dust removal efficiency of 91.7%. These dust suppression efficiencies are derived as presented in Appendix 3.2. Any potential dust impact and watering mitigation would be subject to the actual site conditions. While the above watering frequencies are to be followed, the extent of watering may vary depending on actual site conditions. The dust levels would be monitored and managed under an Environmental Monitoring and Audit (EM&A) programme as specified in the EM&A Manual. In addition, dust control measures as recommended in the Air Pollution Control (Construction Dust) Regulation, where applicable, should be implemented. Recommended control measures are shown as below.

- The works area for site clearance shall be sprayed with water throughout the operation to maintain the entire surface wet (e.g. installation of sprinklers);
- Restricting heights from which materials are to be dropped, as far as practicable to minimise the fugitive dust arising from unloading/ loading;
- All vehicles shall be washed to remove any dusty materials from its body and wheels before leaving a construction site;
- All spraying of materials and surfaces should avoid excessive water usage;
- When a vehicle leaving a construction site is carrying a load of dusty materials, the load shall be covered entirely by clean impervious sheeting;
- Travelling speeds should be controlled to reduce traffic induced dust dispersion and re-suspension within the Site from the operating trucks;
- Any stockpile of dusty materials shall be covered entirely by impervious sheeting; and/or placed in an area sheltered on the top and 4 sides;
- All dusty materials shall be sprayed with water immediately prior to any loading, unloading or transfer operation so as to maintain the dusty materials wet;
- Deploy NRMMs as far as practicable;
- Exempted NRMMs are not allowed;
- Hoarding of not less than 3m high from ground level shall be erected along the the Site boundary except for a site entrance or exit;
- Compaction, turfing, hydroseeding, vegetation planting or sealing with latex, vinyl, bitumen, shortcrete or other suitable surface stabiliser shall be provided within six months after the last construction activity on the construction site or part of the construction site where the exposed earth lies; and,
- Avoid concurrent dusty construction works near ASRs through the control of timing and locations of different construction activities.

Mitigated Scenario

3.7.4 The predicted TSP, PM_{10} and $PM_{2.5}$ impact at the worst affected level arising from construction activities with implementation of mitigated measures are summarised in Table 3.7.4, Table 3.7.5 and Table 3.7.6. Details of predicted concentrations are shown in Appendix 3.3. Contours of particulate matters at ground level (1.5mAG) as the worst impact level are presented in Figures 3.5a-f.

Table 3.7.4 Predicted TSP Concentration at Worst Affected Level of ASRs – Mitigated Scenario

ASRs	Worst Affected Height, mAG	TSP Concentrations (µg/m^3)
		Highest Hourly Average
AH11	1.5	194.5
AH12	1.5	194.6
AH13	1.5	192.5
AH21	1.5	359.7
AH22	1.5	264.2
AH31	1.5	194.9
AH32	15.0	195.5
AH41	15.0	321.7
AH42	15.0	341.1
AH51	1.5	244.9
AH61	1.5	189.3
AH71	1.5	189.0
AH81	15.0	194.0
AH91	10.0	203.5
AL11	1.5	197.7
AV11	10.0	191.9
AV21	1.5	192.4
AV31	10.0	239.1
AV32	1.5	305.9
AV33	1.5	199.9
AV41	10.0	194.7
AW11	1.5	444.1
AW21	1.5	196.0
AS11	1.5	283.6
AS21	1.5	280.5
AS31	1.5	194.5
AS41	1.5	252.6

ASRs	Worst Affected Height, mAG	TSP Concentrations (µg/m^3)
		Highest Hourly Average
AS42	5.0	212.9
AM11	33.8	203.2
AM12	33.8	201.4
AM13	33.8	201.4
AM14	33.8	202.5
AM15	33.8	204.2
AM16	33.8	207.0
AM17	33.8	208.1
AM21	10.0	197.1
AM31	1.5	332.4
AG11	5.0	253.3
AG12	1.5	322.8
Standard		**500**

Table 3.7.5 Predicted PM_{10} Concentration at Worst Affected Level of ASRs – Mitigated Scenario

ASRs	Worst Affected Height, mAG		PM_{10} Concentrations (µg/m^3)	
	10th Highest Daily Average	Annual Average	10th Highest Daily Average	Annual Average
AH11	5.0	1.5	66.5	28.3
AH12	1.5	1.5	67.1	28.4
AH13	1.5	1.5	65.1	27.9
AH21	1.5	1.5	70.6	35.4
AH22	1.5	1.5	68.3	32.3
AH31	1.5	1.5	65.9	29.7
AH32	1.5	1.5	65.8	29.7
AH41	1.5	1.5	65.5	30.9
AH42	1.5	1.5	65.6	30.6
AH51	1.5	1.5	71.5	31.0
AH61	1.5	1.5	64.8	28.5
AH71	1.5	1.5	64.7	28.1
AH81	1.5	1.5	65.6	29.2
AH91	1.5	1.5	76.1	32.2
AL11	1.5	1.5	72.6	31.2

ASRs	Worst Affected Height, mAG		PM_{10} Concentrations (µg/m^3)	
	10th Highest Daily Average	Annual Average	10th Highest Daily Average	Annual Average
AV11	1.5	1.5	65.3	28.5
AV21	1.5	1.5	65.2	27.7
AV31	1.5	1.5	73.3	29.1
AV32	1.5	1.5	68.8	28.9
AV33	1.5	1.5	69.1	28.1
AV41	5.0	5.0	72.6	28.2
AW11	1.5	1.5	72.4	38.4
AW21	1.5	1.5	68.6	27.9
AS11	1.5	1.5	68.0	32.3
AS21	1.5	1.5	67.8	31.3
AS31	5.0	1.5	67.6	28.8
AS41	1.5	1.5	67.4	28.8
AS42	1.5	1.5	67.3	29.0
AM11	33.8	33.8	66.4	28.1
AM12	33.8	33.8	66.2	28.1
AM13	33.8	33.8	65.9	28.1
AM14	33.8	33.8	65.8	28.0
AM15	33.8	33.8	65.6	27.9
AM16	33.8	33.8	66.4	28.6
AM17	33.8	33.8	66.6	28.6
AM21	1.5	1.5	66.9	30.3
AM31	1.5	1.5	67.3	34.8
AG11	1.5	1.5	74.5	33.6
AG12	1.5	1.5	84.2	39.6
Standard			**100**	**50**

Table 3.7.6 Predicted $PM_{2.5}$ Concentration at Worst Affected Level of ASRs – Mitigated Scenario

ASRs	Worst Affected Height, mAG			$PM_{2.5}$ Concentrations (µg/m^3)		
	36th Highest Daily Average Conc.	19th Highest Daily Average Conc.	Annual Average Conc.	36th Highest Daily Average Conc.	19th Highest Daily Average Conc.	Annual Average Conc.
AH11	1.5	1.5	5.0	25.2	36.1	15.9
AH12	1.5	1.5	1.5	25.3	36.2	15.9
AH13	1.5	1.5	1.5	25.2	36.1	15.8
AH21	1.5	1.5	1.5	25.5	36.6	17.2
AH22	1.5	1.5	1.5	25.5	36.5	16.6
AH31	1.5	1.5	1.5	25.9	36.0	16.5
AH32	1.5	1.5	1.5	25.8	35.8	16.4
AH41	1.5	1.5	1.5	26.0	35.9	16.9
AH42	1.5	1.5	1.5	26.0	35.9	16.8
AH51	1.5	1.5	1.5	25.8	36.6	16.6
AH61	1.5	1.5	1.5	25.9	36.4	16.2
AH71	1.5	1.5	1.5	25.3	36.0	15.8
AH81	1.5	1.5	1.5	25.6	35.7	16.4
AH91	1.5	1.5	1.5	27.0	37.3	16.8
AL11	1.5	1.5	1.5	26.6	36.9	16.6
AV11	1.5	1.5	1.5	25.3	36.2	16.0
AV21	1.5	1.5	1.5	25.2	36.0	15.7
AV31	1.5	1.5	1.5	25.3	36.6	15.9
AV32	1.5	1.5	1.5	25.3	36.2	15.9
AV33	1.5	1.5	1.5	25.3	36.3	15.8
AV41	5.0	1.5	10.0	25.3	36.5	15.8
AW11	1.5	1.5	1.5	26.7	36.2	17.8
AW21	1.5	1.5	1.5	25.2	36.2	15.7
AS11	1.5	1.5	1.5	25.4	36.4	16.6
AS21	1.5	1.5	1.5	25.4	36.4	16.4
AS31	1.5	1.5	1.5	25.3	36.3	16.0
AS41	1.5	1.5	1.5	25.3	36.3	16.0
AS42	1.5	1.5	1.5	25.4	36.4	16.1
AM11	33.8	33.8	33.8	25.3	36.1	15.8
AM12	33.8	33.8	33.8	25.3	36.1	15.8

ASRs	Worst Affected Height, mAG			$PM_{2.5}$ Concentrations (µg/m^3)		
	36th Highest Daily Average Conc.	19th Highest Daily Average Conc.	Annual Average Conc.	36th Highest Daily Average Conc.	19th Highest Daily Average Conc.	Annual Average Conc.
AM13	33.8	33.8	33.8	25.3	36.1	15.8
AM14	33.8	33.8	33.8	25.3	36.1	15.8
AM15	33.8	33.8	33.8	25.3	36.1	15.7
AM16	33.8	33.8	33.8	25.4	35.7	16.0
AM17	33.8	33.8	33.8	25.4	35.7	16.0
AM21	1.5	1.5	1.5	25.9	36.6	16.3
AM31	1.5	1.5	1.5	26.0	36.0	17.3
AG11	1.5	1.5	1.5	27.2	38.1	16.9
AG12	1.5	1.5	1.5	28.1	40.1	17.9
Standard				**50**	**50[1]**	**25**

Note:
[1] For new government project

3.7.5 No exceedances of AQOs at representative ASRs are predicted under the mitigated scenario.

Residual Impact

3.7.6 With the implementation of the mitigation measures as stipulated in the Air Pollution Control (Construction Dust) Regulation, dust control measures, including watering once per hour on exposed worksites and haul road, and good site practices, the predicted hourly TSP, daily and annual PM_{10} / $PM_{2.5}$ concentrations on all sensitive uses in the vicinity of the construction sites would comply with the respective criteria. To further minimise the impact of NRMM the following measures should avoid use of diesel generators and diesel-powered equipment by connecting construction plant and equipment to mains electricity supply.

3.7.7 Hence, no adverse residual air quality impact during construction phase is anticipated.

3.8 Operation Phase Assessment Methodology

Methodology and Assumptions for Estimation of Vehicular Emission Inventory

Model Version

3.8.1 The EMFAC-HK model (version 4.3) issued by EPD was employed to estimate the vehicular emission inventory for the assessment.

Traffic Forecast

3.8.2 3 years of traffic forecast data for roads within the assessment area in Years 2029 (commencement year of the Project), 2036 and 2044 (i.e. 15 years after the commencement year) were provided by the traffic consultant of the project. Traffic flows induced from the Projects and planned concurrent projects are considered in the traffic forecast data. The details of the traffic flows data are presented in Appendix 3.4.

Model Mode

3.8.3 EMFAC mode was selected in the model for hourly vehicular emission outputs.

Speed

3.8.4 24-hourly road traffic speeds for all road links were provided by the traffic consultant. All 18 types of vehicle were assumed to travel at the same hourly speed for each individual road link based on the site survey. The hourly speeds for each of road link are shown in Appendix 3.4. In accordance with the Road Traffic Ordinance (Cap. 374), for any road with design speed limit of 70kph or above, the maximum speed limit for medium goods vehicles, heavy goods vehicles, buses are limited to 70kph. The maximum travel speed for public light buses is limited to 80kph. These types of vehicles are kept with the above speed limits if the speeds of the roads are higher than the speed limits.

Road Grouping

3.8.5 The modelled roads were categorised into 2 groups with and without trips for the road sources based on site survey. The groups for each of road link are shown in Appendix 3.4.

Vehicular Population

3.8.6 The default vehicles population forecast as in EMFAC-HK was adopted as part of the input parameters.

Exhaust and Evaporation Technology Fractions

3.8.7 The default technology fraction as in EMFAC-HK was adopted.

Vehicle Accrual

3.8.8 The default vehicle accrual as in the model was adopted in the assessment.

Vehicle Kilometre Travelled (VKT)

3.8.9 The default VKT as in the model was adopted in the assessment and the values are presented in Appendix 3.5.

Trips

3.8.10 Based on site survey, diurnal variation of daily trips for estimation of cold start emissions were adopted for the group of roads as Appendix 3.4. Start emissions were assumed for

the roads with on-street parking spaces according to on-site survey. Parking site for franchised bus, public light bus and non-franchised bus (or coach) other than PTIs was not identified within assessment area under site survey. Start emissions from franchised bus and public light bus were localized in PTI using precise approach, which was described in Sections 3.8.29 and 3.8.30.. Broad-brush approach was adopted for estimating the start emissions from other vehicle classes except franchised bus and public light bus. Under the broad-brush approach, start emission is estimated through estimation of the total number of trips in the study area on the basis of the project-specific vehicle-kilometre travelled (VKT) and the assumption that the number of trips per VKT in the study area is similar to the territory-wide number of trips per VKT, which was estimated using the following formula:

Trip for local and rural roads within the study area

$$= \text{VKT for local and rural roads within the study area x} \frac{\text{Trip for local and rural roads within Hong Kong}}{\text{VKT for local and rural roads within Hong Kong}}$$

VKT for local and rural roads within Hong Kong

= 12.58% x Territory-wide VKT within Hong Kong, where 12.58% is the proportion of local and rural roads in Hong Kong obtained from the Annual Traffic Census prepared by Transport Department, and trips for local and rural roads and territory-wide VKT within Hong Kong are extracted from EMFAC-HK model.

3.8.11 For each vehicle class (other than public light bus and bus) which has been considered in the modelling assessment, the maximum emission factor of start emission among various soaking time were adopted for the calculation of start emissions. The default Trips as in the model was adopted and the values are presented in Appendix 3.5.

Temperature and Relative Humidity

3.8.12 The 2019 hourly temperature and relative humidity profiles of the nearest Hong Kong Observatory (HKO) station, Sheung Shui Automatic Weather Station are adopted for the model. Data are presented in Appendix 3.6. For conservative approach, the lowest hourly temperature and relative humidity (7ºC and 25%) are employed.

Determination of Worst Model Year

3.8.13 Vehicular emissions on residual NO_X, NO_2, PM_{10} and $PM_{2.5}$ on traffic forecast in the population intake year (2029), mid-year between population intake year (2036) and 15 years after the population intake (2044) is presented in Appendix 3.7.

3.8.14 A sensitivity test was conducted to compare the above years. Summary of the total composite vehicular emission factors on NO_X, NO_2, PM_{10} and $PM_{2.5}$ for those year are presented in Appendix 3.8. The predicted results for Year 2029 has the highest composite vehicular emission factors which was adopted as the worst-case for the assessment.

<u>Methodology and Assumptions of Dispersion Model for Open Roads</u>

Dispersion Model

3.8.15 CALINE4 was employed to assess the potential vehicular emission impact of open road traffic.

3.8.16 The composite emission factor of each individual road was calculated based on its respective hourly traffic flow and hourly speed-dependent emission factor as derived from the predicted emission factors of EMFAC-HK model. Detailed composite emission factors are summarised in Appendix 3.8.

3.8.17 The Ozone Limiting Method (OLM) was used for the conversion of residual NO_X to NO_2 and presented below.

$$[NO_2]_{total\ vehicular} = [NO_2]_{vehicular} + MIN\{ [residual\ NO_x]_{vehicular} \text{ or } (46/48)\times[O_3]_{PATH}\}$$

3.8.18 The noise remedies recommended in Chapter 4 of this study have insignificant impact on air quality. Therefore, comparison between with and without noise remedies scenarios is not required.

Meteorological Data

3.8.19 The Weather Research and Forecasting (WRF) metrological data extracted from the PATH model for grids (34,51), (35,52) and (35,53) was used.

3.8.20 Typical surface roughness used for new development area, 100cm as per EPD's "Guidelines on Choices of Models and Model Parameters" was adopted in the model.

3.8.21 Stability classes for the model were derived from the PCRAMMET model. For wind speeds that are below 1m/s in PATH model are capped at 1m/s for the treatment of calm hours.

3.8.22 The standard deviation of wind angles for the model input were derived according to the "Meteorological Monitoring Guidance for Regulatory Modelling Applications, February 2000 (EPA-454/R-99-005)". Table 3.8.1 below shows the derived standard deviation of wind angles.

Table 3.8.1 Standard Deviation of Wind Angles for the Assessment

Stability Class	Standard Deviation of Wind Angles	Standard Deviation of Wind Angles for the Assessment [1]
A	22.5	32.9
B	22.5	32.9
C	17.5	25.6
D	12.5	18.3
E	7.5	11
F	3.8	5.6
Note: [1] Adjustment factor: $(z_0/15)^{0.2}$ where z_0 is the project surface roughness length (100cm was assumed)		

Methodology and Assumptions of Dispersion Model for Chimney Emissions

3.8.23 As mentioned in Section 3.5.16, chimney emissions were identified at North District Hospital.

3.8.24 Information of existing chimneys for North District Hospital was provided by Hospital Authority (HA). There is no information provided for the proposed expansion at this stage of the assessment. Emissions as existing chimneys were assumed as proposed chimney emissions for the planned expansion.

3.8.25 Detailed information of the chimneys for the assessment are summarised in Appendix 3.10.

Dispersion Model

3.8.26 The chimney emissions were modelled by using a steady-state plume model, AERMOD. The model is accepted by EPD with reference to "Guidelines on Choices of Models and Model Parameters" issued by EPD.

3.8.27 The OLM was adopted for the conversion of NO_X to NO_2 of chimney emissions impact. Referring to the Heathrow Airport EIA report (2007), the ratio of NO_2/NO_X as 10% for the chimney tip emission was adopted in the assessment. The conversion equation is presented below.

$$[NO_2]_{chimney} = 0.1\times[NO_x]_{chimney} + MIN\{0.9\times[NO_x]_{chimney} \text{ or } (46/48)\times[O_3]_{PATH}\}$$

Meteorological Data

3.8.28 Meteorological data as Section 3.6.8 and Section 3.6.9 was employed.

Methodology and Assumptions of Dispersion Model for PTIs and Carparks

3.8.29 The start emissions and running exhaust emissions associated with the vehicles at the proposed and existing PTIs within the assessment area were predicted by EMFAC-HK model. Cold idling emission factors were calculated as per EPD published "Calculation of Start Emissions in Air Quality Impact Assessment". Warm idling emission factors were from "Road Tunnels: Vehicle Emissions and Air Demand for Ventilation" which was published by World Road Association 2019. Traffic flows of the PTIs was provided by the Project traffic engineer.

3.8.30 The existing PTIs at Ching Ho Estate and Tai Ping Estate are surface opened PTI and the proposed PTI of the Project is semi-enclosed and ventilated at the entrance/exit of the PTI. Calculations of emissions associated with PTIs were made reference to the "Calculation of Start Emissions in Air Quality Impact Assessment". Start emissions for diesel vehicles fitted with selective catalytic reduction (SCR) devices and LPG vehicles were adjusted based on the idling emission and would be released over a total spread distance of 700 m and 150 m respectively from where the start takes place, while running exhaust and idling emissions would be released on the spot. The locations of emission sources and the detailed calculation of the emissions are presented in Appendix 3.11.

3.8.31 Two 3-storey carparks with opening on sides would be proposed for the Project which were modelled with similar methodology and assumption as PTIs as above. Detailed calculation of the emissions is provided in Appendix 3.12. There is no large-scale private carpark within the assessment area. However, trips were included at roads outside of carparks as broad-brush approach. A sensitivity test was conducted between the broad-brush approach and precise calculation of an existing carpark which broad-brush approach provide generally more conservative results at nearby ASRs and the emission from carpark is insignificant.

3.8.32 AERMOD is used as the dispersion for the emission impacts from PTIs and Carparks.

3.9 Operation Phase Assessment Results

3.9.1 The cumulative impacts of NO_2, PM_{10} and $PM_{2.5}$ arising from vehicular emissions from open roads, PTIs, chimneys emissions and the PATH background concentrations were evaluated. The predicted cumulative concentrations (NO_2, PM_{10}, and $PM_{2.5}$) at the worst affected level amongst all of the assessment points are summarized in Table 3.9.1, Table 3.9.2 and Table 3.9.3 below, respectively. Details of the cumulative results are shown in Appendix 3.13. Contours of NO_2, PM_{10} and $PM_{2.5}$ at ground level (1.5mAG) are presented in Figures 3.6a-g.

Table 3.9.1 Predicted NO_2 Concentration at Worst Affected Level of ASRs – Operation Phase

ASR ID	Worst Affected Height (mAG)		NO_2 Concentrations (µg/m^3)	
	19th Highest Hourly Average	Annual Average	19th Highest Hourly Average	Annual Average
AH11	1.5	1.5	114.3	17.7
AH12	5.0	1.5	112.5	17.4
AH13	5.0	1.5	114.2	17.6
AH21	1.5	1.5	125.9	24.9
AH22	1.5	1.5	117.7	22.8
AH31	1.5	1.5	133.7	32.0
AH32	1.5	1.5	134.2	28.4
AH41	1.5	1.5	143.5	31.9
AH42	1.5	1.5	141.7	29.9
AH51	1.5	1.5	116.1	28.4
AH61	1.5	1.5	143.7	35.4
AH71	1.5	1.5	117.8	18.7
AH81	1.5	1.5	137.8	28.2
AH91	5.0	1.5	129.4	24.6
AL11	1.5	1.5	125.3	23.6
AL21	1.5	1.5	103.5	14.4
AL31	1.5	1.5	102.7	15.0

ASR ID	Worst Affected Height (mAG)		NO_2 Concentrations (µg/m^3)	
	19th Highest Hourly Average	Annual Average	19th Highest Hourly Average	Annual Average
AV11	1.5	1.5	118.7	20.2
AV21	1.5	1.5	107.5	14.8
AV31	1.5	1.5	106.0	15.3
AV32	1.5	1.5	106.4	16.6
AV33	1.5	1.5	106.0	15.8
AV41	1.5	1.5	106.0	15.0
AV51	1.5	1.5	100.3	13.2
AV61	1.5	1.5	101.1	13.5
AV71	1.5	1.5	99.8	14.7
AV72	1.5	1.5	98.7	13.3
AV81	1.5	1.5	98.6	13.3
AV91	1.5	1.5	99.1	13.5
AW11	1.5	1.5	133.0	25.2
AW21	1.5	1.5	106.1	14.9
AW31	1.5	1.5	99.8	13.6
AS11	1.5	1.5	117.4	23.5
AS21	1.5	1.5	113.8	22.0
AS31	5.0	1.5	115.1	19.3
AS41	1.5	1.5	110.2	17.5
AS42	1.5	1.5	113.2	20.1
AM11	33.8	33.8	106.4	15.3
AM12	33.8	33.8	106.4	15.3
AM13	33.8	33.8	106.4	15.2
AM14	33.8	33.8	106.4	15.2
AM15	33.8	33.8	106.4	15.1
AM16	33.8	33.8	124.9	18.7
AM17	33.8	33.8	124.8	18.7
AM21	1.5	1.5	114.9	21.3
AM31	1.5	1.5	136.1	29.8
AG11	1.5	1.5	108.3	20.1
AG12	1.5	1.5	108.6	19.9
AF11	1.5	1.5	101.2	13.5
AF12	5.0	1.5	100.4	13.2

ASR ID	Worst Affected Height (mAG)		NO_2 Concentrations (µg/m^3)	
	19th Highest Hourly Average	Annual Average	19th Highest Hourly Average	Annual Average
AF21	1.5	1.5	101.2	13.3
AF31	1.5	1.5	101.3	13.6
PH11	1.5	1.5	117.9	28.6
PH21	1.5	1.5	139.3	35.0
PL11	1.5	1.5	134.6	30.8
PM11	33.8	33.8	124.9	19.0
PM12	33.8	33.8	124.4	19.5
PM13	33.8	33.8	125.3	19.3
B011	1.5	1.5	114.3	23.2
B012	1.5	1.5	114.3	23.9
B013	1.5	1.5	117.7	24.2
B014	1.5	1.5	111.0	21.6
B021	1.5	1.5	112.6	20.3
B022	1.5	1.5	112.6	19.3
B023	1.5	1.5	113.2	20.1
B024	1.5	1.5	113.8	20.7
B031	1.5	1.5	113.3	22.3
B032	1.5	1.5	109.3	21.1
B033	1.5	1.5	108.5	20.1
B034	1.5	1.5	108.5	20.6
B041	1.5	1.5	122.5	27.3
B042	1.5	1.5	114.1	22.5
B043	1.5	1.5	120.0	24.3
B051	1.5	1.5	111.7	18.9
B052	1.5	1.5	108.9	18.0
B053	1.5	1.5	112.4	19.0
B054	1.5	1.5	111.5	19.3
B061	1.5	1.5	107.9	19.5
B062	1.5	1.5	110.0	19.0
B063	1.5	1.5	110.1	18.8
B064	1.5	1.5	110.8	19.5
B071	1.5	1.5	109.7	17.4
B072	1.5	1.5	110.6	16.8

ASR ID	Worst Affected Height (mAG)		NO_2 Concentrations (µg/m^3)	
	19th Highest Hourly Average	Annual Average	19th Highest Hourly Average	Annual Average
B073	1.5	1.5	111.2	17.9
B074	1.5	1.5	112.2	18.3
B081	1.5	1.5	109.8	18.5
B082	1.5	1.5	107.5	17.3
B083	1.5	1.5	106.5	17.0
B084	1.5	1.5	109.1	18.1
B091	1.5	1.5	111.7	20.0
B092	1.5	1.5	108.6	18.2
B093	8.0	1.5	107.7	17.5
B094	1.5	1.5	109.8	18.5
B101	1.5	1.5	106.5	16.5
B102	1.5	1.5	106.5	16.3
B103	1.5	1.5	108.8	16.6
B104	1.5	1.5	107.2	17.0
B111	1.5	1.5	106.5	16.7
B112	1.5	1.5	106.8	16.5
B113	1.5	1.5	106.4	16.1
B114	1.5	1.5	106.5	16.3
B121	1.5	1.5	109.6	17.9
B122	1.5	1.5	106.5	17.1
B123	1.5	1.5	109.4	17.8
CF01	15.0	15.0	107.1	17.7
CF02	15.0	15.0	107.9	17.4
CF03	15.0	15.0	106.5	17.5
CF04	15.0	15.0	106.4	17.5
CF05	15.0	15.0	106.4	18.1
CP01	15.0	15.0	108.8	17.6
CP02	15.0	15.0	108.0	17.1
CP03	15.0	15.0	106.4	17.0
CP04	21.0	21.0	106.4	16.5
CP05	21.0	21.0	106.4	16.6
CP06	21.0	21.0	107.0	17.0
CS01	1.5	1.5	114.4	25.1

ASR ID	Worst Affected Height (mAG)		NO_2 Concentrations (µg/m^3)	
	19th Highest Hourly Average	Annual Average	19th Highest Hourly Average	Annual Average
CS02	1.5	1.5	112.7	23.9
CS03	1.5	1.5	121.1	23.5
CS04	1.5	1.5	123.1	25.7
CS05	1.5	1.5	121.2	25.9
CS06	1.5	1.5	129.2	31.7
PP01	1.5	1.5	106.2	15.9
PP02	1.5	1.5	106.0	15.8
PP03	1.5	1.5	106.0	15.7
PP04	1.5	1.5	106.1	15.7
Standard			**200**	**40**

Table 3.9.2 Predicted PM_{10} Concentration at Worst Affected Level of ASRs – Operation Phase

ASR ID	Worst Affected Height (mAG)		PM_{10} Concentrations (µg/m^3)	
	10th Highest Daily Average	Annual Average	10th Highest Daily Average	Annual Average
AH11	1.5	1.5	65.0	27.3
AH12	1.5	1.5	65.0	27.3
AH13	5.0	1.5	65.0	27.3
AH21	1.5	1.5	65.4	27.6
AH22	1.5	1.5	65.3	27.5
AH31	1.5	1.5	67.6	33.9
AH32	15.0	1.5	70.2	33.9
AH41	1.5	1.5	73.7	33.3
AH42	15.0	1.5	73.5	32.9
AH51	1.5	1.5	64.9	27.6
AH61	1.5	1.5	64.8	27.7
AH71	1.5	1.5	64.7	27.3
AH81	1.5	1.5	65.6	31.9
AH91	1.5	1.5	76.1	33.5
AL11	1.5	1.5	72.5	33.0
AL21	1.5	1.5	65.1	27.2
AL31	1.5	1.5	65.2	27.2
AV11	1.5	1.5	65.3	27.4
AV21	5.0	1.5	64.8	27.2
AV31	5.0	1.5	65.0	27.3
AV32	1.5	1.5	65.1	27.3
AV33	1.5	1.5	65.0	27.3
AV41	5.0	1.5	64.9	27.2
AV51	1.5	1.5	65.0	27.1
AV61	1.5	1.5	65.1	27.2
AV71	1.5	1.5	65.1	27.2
AV72	5.0	1.5	65.1	27.2
AV81	1.5	1.5	65.1	27.2
AV91	1.5	1.5	65.1	27.2
AW11	1.5	1.5	87.7	42.9
AW21	1.5	1.5	64.9	27.2
AW31	1.5	1.5	65.1	27.2

ASR ID	Worst Affected Height (mAG)		PM_{10} Concentrations (µg/m^3)	
	10th Highest Daily Average	Annual Average	10th Highest Daily Average	Annual Average
AS11	1.5	1.5	65.2	27.5
AS21	1.5	1.5	65.3	27.4
AS31	1.5	1.5	65.1	27.4
AS41	1.5	1.5	65.2	27.3
AS42	1.5	1.5	65.3	27.4
AM11	33.8	33.8	64.8	27.3
AM12	33.8	33.8	64.8	27.3
AM13	33.8	33.8	64.8	27.3
AM14	33.8	33.8	64.8	27.3
AM15	33.8	33.8	64.8	27.3
AM16	33.8	33.8	66.4	33.5
AM17	33.8	33.8	66.9	33.9
AM21	1.5	1.5	65.2	27.4
AM31	1.5	1.5	78.0	39.7
AG11	1.5	1.5	65.2	27.4
AG12	1.5	1.5	65.2	27.4
AF11	1.5	1.5	65.1	27.2
AF12	1.5	1.5	65.0	27.1
AF21	1.5	1.5	65.1	27.2
AF31	5.0	1.5	65.1	27.2
PH11	1.5	1.5	64.9	27.7
PH21	1.5	1.5	66.5	28.6
PL11	1.5	1.5	66.8	28.4
PM11	33.8	33.8	65.6	27.9
PM12	33.8	33.8	65.7	27.9
PM13	33.8	33.8	65.7	27.9
B011	69.6	1.5	65.4	27.6
B012	69.6	1.5	65.5	27.6
B013	1.5	1.5	65.6	27.6
B014	1.5	1.5	65.3	27.5
B021	1.5	1.5	65.2	27.5
B022	1.5	1.5	65.2	27.4
B023	1.5	1.5	65.2	27.4

ASR ID	Worst Affected Height (mAG)		PM_{10} Concentrations (µg/m^3)	
	10th Highest Daily Average	Annual Average	10th Highest Daily Average	Annual Average
B024	1.5	1.5	65.2	27.5
B031	1.5	1.5	65.5	27.5
B032	1.5	1.5	65.4	27.5
B033	1.5	1.5	65.3	27.5
B034	1.5	1.5	65.2	27.5
B041	1.5	1.5	65.7	27.7
B042	1.5	1.5	65.4	27.5
B043	1.5	1.5	65.6	27.6
B051	1.5	1.5	65.2	27.4
B052	1.5	1.5	65.2	27.4
B053	1.5	1.5	65.2	27.4
B054	1.5	1.5	65.2	27.4
B061	1.5	1.5	65.3	27.4
B062	1.5	1.5	65.3	27.4
B063	1.5	1.5	65.3	27.4
B064	1.5	1.5	65.3	27.5
B071	1.5	1.5	65.1	27.4
B072	1.5	1.5	65.1	27.3
B073	1.5	1.5	65.1	27.4
B074	1.5	1.5	65.2	27.4
B081	1.5	1.5	65.3	27.4
B082	1.5	1.5	65.2	27.3
B083	1.5	1.5	65.2	27.3
B084	1.5	1.5	65.3	27.4
B091	1.5	1.5	65.3	27.4
B092	1.5	1.5	65.2	27.3
B093	1.5	1.5	65.2	27.3
B094	1.5	1.5	65.3	27.4
B101	1.5	1.5	65.1	27.3
B102	1.5	1.5	65.1	27.3
B103	1.5	1.5	65.1	27.3
B104	1.5	1.5	65.1	27.3
B111	1.5	1.5	65.1	27.3

ASR ID	Worst Affected Height (mAG)		PM_{10} Concentrations (µg/m^3)	
	10th Highest Daily Average	Annual Average	10th Highest Daily Average	Annual Average
B112	1.5	1.5	65.1	27.3
B113	1.5	1.5	65.1	27.3
B114	1.5	1.5	65.1	27.3
B121	1.5	1.5	65.2	27.4
B122	1.5	1.5	65.1	27.3
B123	1.5	1.5	65.2	27.4
CF01	15.0	15.0	65.1	27.3
CF02	15.0	15.0	65.1	27.3
CF03	15.0	15.0	65.1	27.3
CF04	15.0	15.0	65.1	27.3
CF05	15.0	15.0	65.1	27.4
CP01	15.0	15.0	65.1	27.3
CP02	15.0	15.0	65.1	27.3
CP03	15.0	15.0	65.1	27.3
CP04	21.0	21.0	65.0	27.3
CP05	21.0	21.0	65.0	27.3
CP06	21.0	21.0	65.0	27.3
CS01	1.5	1.5	65.5	27.6
CS02	1.5	1.5	65.4	27.6
CS03	1.5	1.5	65.4	27.6
CS04	1.5	1.5	65.6	27.7
CS05	1.5	1.5	65.6	27.7
CS06	1.5	1.5	65.9	27.9
PP01	1.5	1.5	65.1	27.3
PP02	1.5	1.5	65.0	27.3
PP03	1.5	1.5	65.0	27.3
PP04	1.5	1.5	65.0	27.3
Standard			**100**	**50**

Table 3.9.3 Predicted $PM_{2.5}$ Concentration at Worst Affected Level of ASRs – Operation Phase

ASRs	Worst Affected Height, mAG			$PM_{2.5}$ Concentrations (µg/m^3)		
	36th Highest Daily Average Conc.	19th Highest Daily Average Conc.	Annual Average Conc.	36th Highest Daily Average Conc.	19th Highest Daily Average Conc.	Annual Average Conc.
AH11	5.0	1.5	1.5	25.2	36.1	15.7
AH12	1.5	1.5	1.5	25.3	36.1	15.7
AH13	1.5	1.5	1.5	25.2	36.1	15.7
AH21	1.5	75.0	1.5	25.5	36.4	16.0
AH22	1.5	1.5	1.5	25.4	36.3	15.9
AH31	1.5	1.5	1.5	26.1	36.1	16.4
AH32	1.5	1.5	1.5	25.9	35.9	16.3
AH41	1.5	1.5	1.5	25.9	35.8	16.4
AH42	1.5	1.5	1.5	25.8	35.8	16.3
AH51	1.5	1.5	1.5	25.7	36.4	16.0
AH61	1.5	1.5	1.5	25.9	36.4	16.0
AH71	1.5	1.5	1.5	25.3	36.0	15.7
AH81	1.5	1.5	1.5	25.6	35.7	16.3
AH91	1.5	1.5	1.5	25.9	36.1	16.1
AL11	1.5	1.5	1.5	25.8	36.0	16.1
AL21	1.5	1.5	1.5	24.4	36.1	15.3
AL31	1.5	1.5	1.5	24.5	36.2	15.3
AV11	1.5	1.5	1.5	25.3	36.3	15.8
AV21	1.5	1.5	1.5	25.2	36.0	15.6
AV31	1.5	1.5	1.5	25.2	36.1	15.6
AV32	1.5	1.5	1.5	25.3	36.2	15.7
AV33	1.5	1.5	1.5	25.3	36.2	15.7
AV41	1.5	5.0	1.5	25.2	36.1	15.6
AV51	1.5	1.5	1.5	24.4	36.1	15.3
AV61	1.5	1.5	1.5	24.4	36.1	15.3
AV71	1.5	1.5	1.5	24.5	36.2	15.3
AV72	1.5	1.5	1.5	24.4	36.1	15.3
AV81	1.5	1.5	1.5	24.4	36.1	15.3
AV91	1.5	1.5	1.5	24.4	36.1	15.3
AW11	1.5	1.5	1.5	25.7	35.8	16.1

ASRs	Worst Affected Height, mAG			$PM_{2.5}$ Concentrations (μg/m^3)		
	36th Highest Daily Average Conc.	19th Highest Daily Average Conc.	Annual Average Conc.	36th Highest Daily Average Conc.	19th Highest Daily Average Conc.	Annual Average Conc.
AW21	5.0	1.5	1.5	25.2	36.1	15.6
AW31	1.5	1.5	1.5	24.4	36.1	15.3
AS11	1.5	1.5	1.5	25.4	36.3	15.9
AS21	1.5	1.5	1.5	25.4	36.3	15.8
AS31	1.5	1.5	1.5	25.3	36.2	15.8
AS41	1.5	1.5	1.5	25.3	36.2	15.7
AS42	1.5	1.5	1.5	25.4	36.3	15.8
AM11	33.8	33.8	33.8	25.3	36.1	15.6
AM12	33.8	33.8	33.8	25.3	36.1	15.6
AM13	33.8	33.8	33.8	25.3	36.1	15.6
AM14	33.8	33.8	33.8	25.3	36.1	15.6
AM15	33.8	33.8	33.8	25.2	36.0	15.6
AM16	33.8	33.8	33.8	25.4	35.7	15.9
AM17	33.8	33.8	33.8	25.4	35.7	15.9
AM21	1.5	1.5	1.5	25.4	36.2	15.8
AM31	1.5	1.5	1.5	25.9	35.9	16.2
AG11	1.5	1.5	1.5	25.5	36.4	15.8
AG12	1.5	1.5	1.5	25.5	36.4	15.8
AF11	1.5	1.5	1.5	24.4	36.1	15.3
AF12	1.5	1.5	1.5	24.4	36.1	15.3
AF21	1.5	1.5	1.5	24.4	36.1	15.3
AF31	1.5	5.0	1.5	24.4	36.1	15.3
PH11	1.5	1.5	1.5	25.7	36.4	16.0
PH21	1.5	1.5	1.5	26.3	36.6	16.5
PL11	1.5	1.5	1.5	26.0	36.4	16.4
PM11	33.8	33.8	33.8	25.4	35.7	15.9
PM12	33.8	33.8	33.8	25.5	35.7	15.9
PM13	33.8	33.8	33.8	25.5	35.7	15.9
B011	1.5	1.5	1.5	25.6	36.5	15.9
B012	1.5	1.5	1.5	25.7	36.6	16.0
B013	1.5	1.5	1.5	25.7	36.6	16.0

ASRs	Worst Affected Height, mAG			$PM_{2.5}$ Concentrations (μg/m^3)		
	36th Highest Daily Average Conc.	19th Highest Daily Average Conc.	Annual Average Conc.	36th Highest Daily Average Conc.	19th Highest Daily Average Conc.	Annual Average Conc.
B014	1.5	1.5	1.5	25.5	36.4	15.9
B021	1.5	1.5	1.5	25.5	36.4	15.8
B022	1.5	1.5	1.5	25.4	36.4	15.8
B023	1.5	1.5	1.5	25.4	36.4	15.8
B024	1.5	1.5	1.5	25.4	36.4	15.8
B031	1.5	1.5	1.5	25.6	36.5	15.9
B032	1.5	1.5	1.5	25.5	36.4	15.8
B033	1.5	1.5	1.5	25.5	36.4	15.8
B034	1.5	1.5	1.5	25.5	36.4	15.8
B041	1.5	1.5	1.5	25.8	36.6	16.0
B042	1.5	1.5	1.5	25.6	36.5	15.9
B043	1.5	1.5	1.5	25.6	36.6	16.0
B051	1.5	1.5	1.5	25.4	36.3	15.8
B052	1.5	1.5	1.5	25.3	36.3	15.8
B053	8.0	1.5	1.5	25.3	36.3	15.8
B054	8.0	1.5	1.5	25.4	36.3	15.8
B061	1.5	1.5	1.5	25.4	36.3	15.8
B062	1.5	1.5	1.5	25.4	36.3	15.8
B063	1.5	1.5	1.5	25.4	36.3	15.8
B064	1.5	1.5	1.5	25.4	36.4	15.8
B071	1.5	1.5	1.5	25.3	36.3	15.7
B072	1.5	1.5	1.5	25.3	36.2	15.7
B073	1.5	1.5	1.5	25.3	36.2	15.7
B074	1.5	1.5	1.5	25.3	36.3	15.8
B081	1.5	1.5	1.5	25.4	36.3	15.8
B082	1.5	1.5	1.5	25.3	36.2	15.7
B083	1.5	1.5	1.5	25.3	36.2	15.7
B084	1.5	1.5	1.5	25.3	36.3	15.8
B091	1.5	1.5	1.5	25.4	36.3	15.8
B092	1.5	1.5	1.5	25.3	36.2	15.7
B093	1.5	1.5	1.5	25.3	36.2	15.7

ASRs	Worst Affected Height, mAG			$PM_{2.5}$ Concentrations (μg/m^3)		
	36th Highest Daily Average Conc.	19th Highest Daily Average Conc.	Annual Average Conc.	36th Highest Daily Average Conc.	19th Highest Daily Average Conc.	Annual Average Conc.
B094	1.5	1.5	1.5	25.3	36.3	15.8
B101	1.5	1.5	1.5	25.3	36.2	15.7
B102	1.5	1.5	1.5	25.3	36.2	15.7
B103	1.5	1.5	1.5	25.3	36.2	15.7
B104	1.5	1.5	1.5	25.3	36.2	15.7
B111	1.5	1.5	1.5	25.3	36.2	15.7
B112	1.5	1.5	1.5	25.3	36.2	15.7
B113	1.5	1.5	1.5	25.3	36.2	15.7
B114	1.5	1.5	1.5	25.3	36.2	15.7
B121	1.5	1.5	1.5	25.4	36.3	15.8
B122	1.5	1.5	1.5	25.3	36.2	15.7
B123	1.5	1.5	1.5	25.4	36.3	15.8
CF01	15.0	15.0	15.0	25.3	36.2	15.7
CF02	15.0	15.0	15.0	25.3	36.2	15.7
CF03	15.0	15.0	15.0	25.3	36.2	15.7
CF04	15.0	15.0	15.0	25.3	36.2	15.7
CF05	15.0	15.0	15.0	25.4	36.2	15.7
CP01	15.0	15.0	15.0	25.3	36.2	15.7
CP02	15.0	15.0	15.0	25.3	36.2	15.7
CP03	15.0	15.0	15.0	25.3	36.2	15.7
CP04	21.0	21.0	21.0	25.3	36.2	15.7
CP05	21.0	21.0	21.0	25.3	36.2	15.7
CP06	21.0	21.0	21.0	25.3	36.2	15.7
CS01	1.5	1.5	1.5	25.8	36.6	16.0
CS02	1.5	1.5	1.5	25.7	36.5	16.0
CS03	1.5	1.5	1.5	25.6	36.5	15.9
CS04	1.5	1.5	1.5	25.8	36.7	16.0
CS05	1.5	1.5	1.5	25.8	36.6	16.0
CS06	1.5	1.5	1.5	26.2	36.9	16.3
PP01	1.5	1.5	1.5	25.3	36.2	15.7
PP02	1.5	1.5	1.5	25.3	36.2	15.7

ASRs	Worst Affected Height, mAG			$PM_{2.5}$ Concentrations (μg/m^3)		
	36th Highest Daily Average Conc.	19th Highest Daily Average Conc.	Annual Average Conc.	36th Highest Daily Average Conc.	19th Highest Daily Average Conc.	Annual Average Conc.
PP03	1.5	1.5	1.5	25.3	36.2	15.7
PP04	1.5	1.5	1.5	25.3	36.2	15.7
Standard				**50**	**50**	**25**
Note: [1] Proposed new AQO to be implemented in 2022						

3.9.2 Based on the predicted results, all ASRs are predicted to meet the AQOs.

Incremental Air Quality Impact

3.9.3 The maximum concentration difference between "with" and "without" Project scenarios at existing/planned ASRs outside of the Project Site among all floors of each ASR are summarised in Table 3.9.4, Table 3.9.5 and Table 3.9.6 below. Details of results of "without" Project scenario and the difference between the two scenarios are presented in Appendix 3.14 and Appendix 3.15 respectively.

Table 3.9.4 Predicted NO_2 Concentrations under With and Without Project Scenarios

ASR ID	NO_2 Concentrations (μg/m^3) – With Project		NO_2 Concentrations (μg/m^3) – Without Project		Differences in NO_2 Concentrations (μg/m^3) (With – Without)[Note 1]	
	19th Highest Hourly Averaged	Annual Averaged	19th Highest Hourly Averaged	Annual Averaged	19th Highest Hourly Averaged	Annual Averaged
AH11	114.3	17.7	113.7	17.2	5.8	0.4
AH12	112.5	17.4	112.5	17.0	4.6	0.4
AH13	114.2	17.6	114.1	17.4	2.4	0.2
AH21	125.9	24.9	112.3	19.7	13.6	5.2
AH22	117.7	22.8	109.4	19.8	8.7	3.0
AH31	133.7	32.0	121.6	17.9	12.1	14.1
AH32	134.2	28.4	124.7	18.9	13.5	10.1
AH41	143.5	31.9	124.6	17.2	22.0	14.7
AH42	141.7	29.9	124.7	17.3	22.4	12.8
AH51	116.1	28.4	115.0	28.0	1.1	0.4
AH61	143.7	35.4	143.8	35.2	2.0	0.2
AH71	117.8	18.7	117.4	18.4	0.7	0.3
AH81	137.8	28.2	121.6	17.9	16.2	10.8

ASR ID	NO_2 Concentrations (µg/m^3) – With Project		NO_2 Concentrations (µg/m^3) – Without Project		Differences in NO_2 Concentrations (µg/m^3) (With – Without)[Note 1]	
	19th Highest Hourly Averaged	Annual Averaged	19th Highest Hourly Averaged	Annual Averaged	19th Highest Hourly Averaged	Annual Averaged
AH91	129.4	24.6	118.2	17.5	11.6	7.4
AL11	125.3	23.6	117.8	17.2	7.6	6.4
AL21	103.5	14.4	103.4	14.3	0.7	<0.1
AL31	102.7	15.0	102.3	14.9	0.4	0.1
AV11	118.7	20.2	117.3	19.2	1.4	1.0
AV21	107.5	14.8	106.4	14.6	1.0	0.2
AV31	106.0	15.3	105.7	15.0	0.3	0.3
AV32	106.4	16.6	106.0	16.1	1.0	0.5
AV33	106.0	15.8	105.7	15.6	0.3	0.3
AV41	106.0	15.0	105.9	14.7	0.1	0.2
AV51	100.3	13.2	100.2	13.1	0.1	<0.1
AV61	101.1	13.5	101.1	13.4	<0.1	<0.1
AV71	99.8	14.7	99.8	14.7	<0.1	<0.1
AV72	98.7	13.3	98.7	13.3	<0.1	<0.1
AV81	98.6	13.3	98.6	13.2	<0.1	<0.1
AV91	99.1	13.5	99.1	13.4	<0.1	<0.1
AW11	133.0	25.2	124.6	18.8	9.2	6.4
AW21	106.1	14.9	105.9	14.7	0.2	0.2
AW31	99.8	13.6	99.8	13.6	<0.1	<0.1
AS11	117.4	23.5	110.6	19.0	8.3	4.5
AS21	113.8	22.0	109.3	18.7	5.5	3.3
AS31	115.1	19.3	114.3	18.7	4.3	0.6
AS41	110.2	17.5	107.7	16.8	2.8	0.7
AS42	113.2	20.1	112.4	19.3	4.8	0.8
AM11	106.4	15.3	106.4	15.1	<0.1	0.2
AM12	106.4	15.3	106.4	15.1	<0.1	0.2
AM13	106.4	15.2	106.4	15.0	<0.1	0.2
AM14	106.4	15.2	106.4	15.0	<0.1	0.2
AM15	106.4	15.1	106.4	14.9	<0.1	0.2
AM16	124.9	18.7	117.8	17.1	7.2	1.6
AM17	124.8	18.7	117.8	17.1	7.1	1.7

ASR ID	NO_2 Concentrations (µg/m^3) – With Project		NO_2 Concentrations (µg/m^3) – Without Project		Differences in NO_2 Concentrations (µg/m^3) (With – Without)[Note 1]	
	19th Highest Hourly Averaged	Annual Averaged	19th Highest Hourly Averaged	Annual Averaged	19th Highest Hourly Averaged	Annual Averaged
AM21	114.9	21.3	112.9	20.0	3.6	1.3
AM31	136.1	29.8	130.4	23.5	8.3	6.3
AG11	108.3	20.1	106.4	18.6	1.9	1.5
AG12	108.6	19.9	107.7	19.1	0.9	0.8
AF11	101.2	13.5	101.2	13.4	<0.1	<0.1
AF12	100.4	13.2	100.2	13.1	0.2	<0.1
AF21	101.2	13.3	101.2	13.3	<0.1	<0.1
AF31	101.3	13.6	100.9	13.5	0.4	<0.1
PH11	117.9	28.6	116.7	28.0	3.7	0.5
PH21	139.3	35.0	117.8	17.2	21.5	17.9
PL11	134.6	30.8	117.8	17.5	16.8	13.2
PM11	124.9	19.0	117.8	17.1	7.1	1.9
PM12	124.4	19.5	117.8	17.4	6.6	2.0
PM13	125.3	19.3	117.8	17.2	7.5	2.1

Note:
(1) The maximum differences between with and without project scenarios are underlined.

Table 3.9.5 Predicted PM_{10} Concentration under With and Without Project Scenarios

ASR ID	PM_{10} Concentrations (µg/m^3) – With Project		PM_{10} Concentrations (µg/m^3) – Without Project		Differences in PM_{10} Concentrations (µg/m^3) (With – Without)	
	10th Highest Daily Averaged	Annual Averaged	10th Highest Daily Averaged	Annual Averaged	10th Highest Daily Averaged	Annual Averaged
AH11	65.0	27.3	64.9	27.3	<0.1	<0.1
AH12	65.0	27.3	65.0	27.3	<0.1	<0.1
AH13	65.0	27.3	65.0	27.3	<0.1	<0.1
AH21	65.4	27.6	65.2	27.4	0.2	0.2
AH22	65.3	27.5	65.2	27.4	0.2	<0.1
AH31	67.6	33.9	67.5	33.8	0.1	0.1
AH32	70.2	33.9	70.1	33.8	<0.1	<0.1
AH41	73.7	33.3	73.7	33.3	<0.1	<0.1
AH42	73.5	32.9	73.5	32.8	<0.1	<0.1
AH51	64.9	27.6	64.8	27.6	<0.1	<0.1

ASR ID	PM_{10} Concentrations (µg/m^3) – With Project		PM_{10} Concentrations (µg/m^3) – Without Project		Differences in PM_{10} Concentrations (µg/m^3) (With – Without)	
	10th Highest Daily Averaged	Annual Averaged	10th Highest Daily Averaged	Annual Averaged	10th Highest Daily Averaged	Annual Averaged
AH61	64.8	27.7	64.8	27.7	<0.1	<0.1
AH71	64.7	27.3	64.7	27.3	<0.1	<0.1
AH81	65.6	31.9	65.6	31.8	<0.1	<0.1
AH91	76.1	33.5	76.1	33.5	<0.1	<0.1
AL11	72.5	33.0	72.5	32.9	<0.1	<0.1
AL21	65.1	27.2	65.1	27.2	<0.1	<0.1
AL31	65.2	27.2	65.2	27.2	<0.1	<0.1
AV11	65.3	27.4	65.2	27.4	0.1	<0.1
AV21	64.8	27.2	64.8	27.2	<0.1	<0.1
AV31	65.0	27.3	64.9	27.2	<0.1	<0.1
AV32	65.1	27.3	65.0	27.3	<0.1	<0.1
AV33	65.0	27.3	65.0	27.3	<0.1	<0.1
AV41	64.9	27.2	64.8	27.2	<0.1	<0.1
AV51	65.0	27.1	65.0	27.1	<0.1	<0.1
AV61	65.1	27.2	65.1	27.2	<0.1	<0.1
AV71	65.1	27.2	65.1	27.2	<0.1	<0.1
AV72	65.1	27.2	65.1	27.2	<0.1	<0.1
AV81	65.1	27.2	65.0	27.2	<0.1	<0.1
AV91	65.1	27.2	65.1	27.2	<0.1	<0.1
AW11	87.7	42.9	87.6	42.9	<0.1	<0.1
AW21	64.9	27.2	64.9	27.2	<0.1	<0.1
AW31	65.1	27.2	65.1	27.2	<0.1	<0.1
AS11	65.2	27.5	65.1	27.4	0.2	0.1
AS21	65.3	27.4	65.1	27.4	0.1	<0.1
AS31	65.1	27.4	65.1	27.4	<0.1	<0.1
AS41	65.2	27.3	65.1	27.3	<0.1	<0.1
AS42	65.3	27.4	65.2	27.4	<0.1	<0.1
AM11	64.8	27.3	64.8	27.3	<0.1	<0.1
AM12	64.8	27.3	64.8	27.3	<0.1	<0.1
AM13	64.8	27.3	64.8	27.3	<0.1	<0.1
AM14	64.8	27.3	64.8	27.3	<0.1	<0.1

ASR ID	PM_{10} Concentrations (µg/m^3) – With Project		PM_{10} Concentrations (µg/m^3) – Without Project		Differences in PM_{10} Concentrations (µg/m^3) (With – Without)	
	10th Highest Daily Averaged	Annual Averaged	10th Highest Daily Averaged	Annual Averaged	10th Highest Daily Averaged	Annual Averaged
AM15	64.8	27.3	64.8	27.3	<0.1	<0.1
AM16	66.4	33.5	66.4	33.5	<0.1	<0.1
AM17	66.9	33.9	66.8	33.9	<0.1	<0.1
AM21	65.2	27.4	65.1	27.4	0.1	<0.1
AM31	78.0	39.7	78.0	39.6	<0.1	<0.1
AG11	65.2	27.4	65.1	27.4	<0.1	<0.1
AG12	65.2	27.4	65.1	27.4	<0.1	<0.1
AF11	65.1	27.2	65.1	27.2	<0.1	<0.1
AF12	65.0	27.1	65.0	27.1	<0.1	<0.1
AF21	65.1	27.2	65.1	27.2	<0.1	<0.1
AF31	65.1	27.2	65.1	27.2	<0.1	<0.1
PH11	64.9	27.7	64.9	27.6	<0.1	<0.1
PH21	66.5	28.6	66.5	28.6	<0.1	<0.1
PL11	66.8	28.4	66.5	28.2	0.3	0.2
PM11	65.6	27.9	65.6	27.9	<0.1	<0.1
PM12	65.7	27.9	65.7	27.9	<0.1	<0.1
PM13	65.7	27.9	65.7	27.9	<0.1	<0.1

Note:
(1) The maximum differences between with and without project scenarios are underlined.

Table 3.9.6 Predicted $PM_{2.5}$ Concentration under With and Without Project Scenarios

ASR ID	$PM_{2.5}$ Concentrations (µg/m^3) – With Project		$PM_{2.5}$ Concentrations (µg/m^3) – Without Project		Differences in $PM_{2.5}$ Concentrations (µg/m^3) (With – Without)	
	19th Highest Daily Averaged	Annual Averaged	19th Highest Daily Averaged	Annual Averaged	19th Highest Daily Averaged	Annual Averaged
AH11	36.1	15.7	36.1	15.7	<0.1	<0.1
AH12	36.1	15.7	36.1	15.7	<0.1	<0.1
AH13	36.1	15.7	36.1	15.7	<0.1	<0.1
AH21	36.4	16.0	36.4	15.8	<0.1	0.2
AH22	36.3	15.9	36.2	15.8	<0.1	<0.1
AH31	36.1	16.4	36.0	16.3	0.1	<0.1

ASR ID	$PM_{2.5}$ Concentrations (µg/m^3) – With Project		$PM_{2.5}$ Concentrations (µg/m^3) – Without Project		Differences in $PM_{2.5}$ Concentrations (µg/m^3) (With – Without)	
	19th Highest Daily Averaged	Annual Averaged	19th Highest Daily Averaged	Annual Averaged	19th Highest Daily Averaged	Annual Averaged
AH32	35.9	16.3	35.8	16.2	<0.1	<0.1
AH41	35.8	16.4	35.8	16.4	<0.1	<0.1
AH42	35.8	16.3	35.8	16.3	<0.1	<0.1
AH51	36.4	16.0	36.4	16.0	<0.1	<0.1
AH61	36.4	16.0	36.4	16.0	<0.1	<0.1
AH71	36.0	15.7	36.0	15.7	<0.1	<0.1
AH81	35.7	16.3	35.7	16.2	<0.1	<0.1
AH91	36.1	16.1	36.1	16.1	<0.1	<0.1
AL11	36.0	16.1	36.0	16.1	<0.1	<0.1
AL21	36.1	15.3	36.1	15.3	<0.1	<0.1
AL31	36.2	15.3	36.2	15.3	<0.1	<0.1
AV11	36.3	15.8	36.2	15.8	<0.1	<0.1
AV21	36.0	15.6	36.0	15.6	<0.1	<0.1
AV31	36.1	15.6	36.1	15.6	<0.1	<0.1
AV32	36.2	15.7	36.2	15.7	<0.1	<0.1
AV33	36.2	15.7	36.1	15.7	<0.1	<0.1
AV41	36.1	15.6	36.1	15.6	<0.1	<0.1
AV51	36.1	15.3	36.1	15.3	<0.1	<0.1
AV61	36.1	15.3	36.1	15.3	<0.1	<0.1
AV71	36.2	15.3	36.2	15.3	<0.1	<0.1
AV72	36.1	15.3	36.1	15.3	<0.1	<0.1
AV81	36.1	15.3	36.1	15.3	<0.1	<0.1
AV91	36.1	15.3	36.1	15.3	<0.1	<0.1
AW11	35.8	16.1	35.8	16.1	<0.1	<0.1
AW21	36.1	15.6	36.1	15.6	<0.1	<0.1
AW31	36.1	15.3	36.1	15.3	<0.1	<0.1
AS11	36.3	15.9	36.2	15.8	<0.1	0.1
AS21	36.3	15.8	36.3	15.7	<0.1	<0.1
AS31	36.2	15.8	36.1	15.7	<0.1	<0.1
AS41	36.2	15.7	36.2	15.7	<0.1	<0.1
AS42	36.3	15.8	36.3	15.8	<0.1	<0.1

ASR ID	$PM_{2.5}$ Concentrations (µg/m^3) – With Project		$PM_{2.5}$ Concentrations (µg/m^3) – Without Project		Differences in $PM_{2.5}$ Concentrations (µg/m^3) (With – Without)	
	19th Highest Daily Averaged	Annual Averaged	19th Highest Daily Averaged	Annual Averaged	19th Highest Daily Averaged	Annual Averaged
AM11	36.1	15.6	36.1	15.6	<0.1	<0.1
AM12	36.1	15.6	36.1	15.6	<0.1	<0.1
AM13	36.1	15.6	36.1	15.6	<0.1	<0.1
AM14	36.1	15.6	36.1	15.6	<0.1	<0.1
AM15	36.0	15.6	36.0	15.6	<0.1	<0.1
AM16	35.7	15.9	35.7	15.9	<0.1	<0.1
AM17	35.7	15.9	35.7	15.9	<0.1	<0.1
AM21	36.2	15.8	36.2	15.8	<0.1	<0.1
AM31	35.9	16.2	35.9	16.2	<0.1	<0.1
AG11	36.4	15.8	36.3	15.8	0.1	<0.1
AG12	36.4	15.8	36.3	15.8	<0.1	<0.1
AF11	36.1	15.3	36.1	15.3	<0.1	<0.1
AF12	36.1	15.3	36.1	15.3	<0.1	<0.1
AF21	36.1	15.3	36.1	15.3	<0.1	<0.1
AF31	36.1	15.3	36.1	15.3	<0.1	<0.1
PH11	36.4	16.0	36.4	16.0	<0.1	<0.1
PH21	36.6	16.5	36.6	16.5	<0.1	<0.1
PL11	36.4	16.4	36.1	16.2	0.2	0.2
PM11	35.7	15.9	35.7	15.9	<0.1	<0.1
PM12	35.7	15.9	35.7	15.9	<0.1	<0.1
PM13	35.7	15.9	35.7	15.9	<0.1	<0.1

Note:
(1) The maximum differences between with and without project scenarios are underlined.

3.9.4 The maximum differences of in annual averaged NO_2, PM_{10} and $PM_{2.5}$ on representative ASRs between with and without project scenarios are 17.9µg/m^3, 0.2µg/m^3 and 0.2µg/m^3 respectively. For short term concentrations, the maximum differences between with and without project scenarios for 19th highest hourly average NO_2 is 22.4µg/m^3, 10th highest daily average PM_{10} and 19th highest daily average $PM_{2.5}$ concentration is less than 0.3 µg/m^3 and 0.2 µg/m^3 respectively. Despite the incremental increase of pollutant concentration, the ASRs are still complied with the AQOs. No adverse residual air quality impact is anticipated at the ASRs with the Project.

Recommended Mitigation Measures

3.9.5 According to the results, no adverse cumulative air quality impact is anticipated. No

mitigation measure is required.

Residual Impact

3.9.6 No adverse residual air quality impact during operational phase is anticipated.

3.10 Conclusion and Recommendations

Construction Phase

3.10.1 Major potential construction dust impact would be generated from site clearance, ground excavation and site formation during the construction phase. Quantitative construction dust impact assessment has been conducted. Results have concluded that there will not be any adverse residual air quality impact during construction phase with implementation of mitigation measures with 3m hoarding and watering on exposed worksites and haul road.

Operation Phase

3.10.2 Quantitative air quality assessment for operational phase has been conducted, taking into account the vehicular emission impact associated with the Project and existing road networks, industrial emission in the vicinity of the Project and the impacts from proposed and existing PTIs and proposed carparks. It is concluded that the predicted cumulative air quality impacts on all ASRs would comply with the AQOs during the operational phase of the Project.

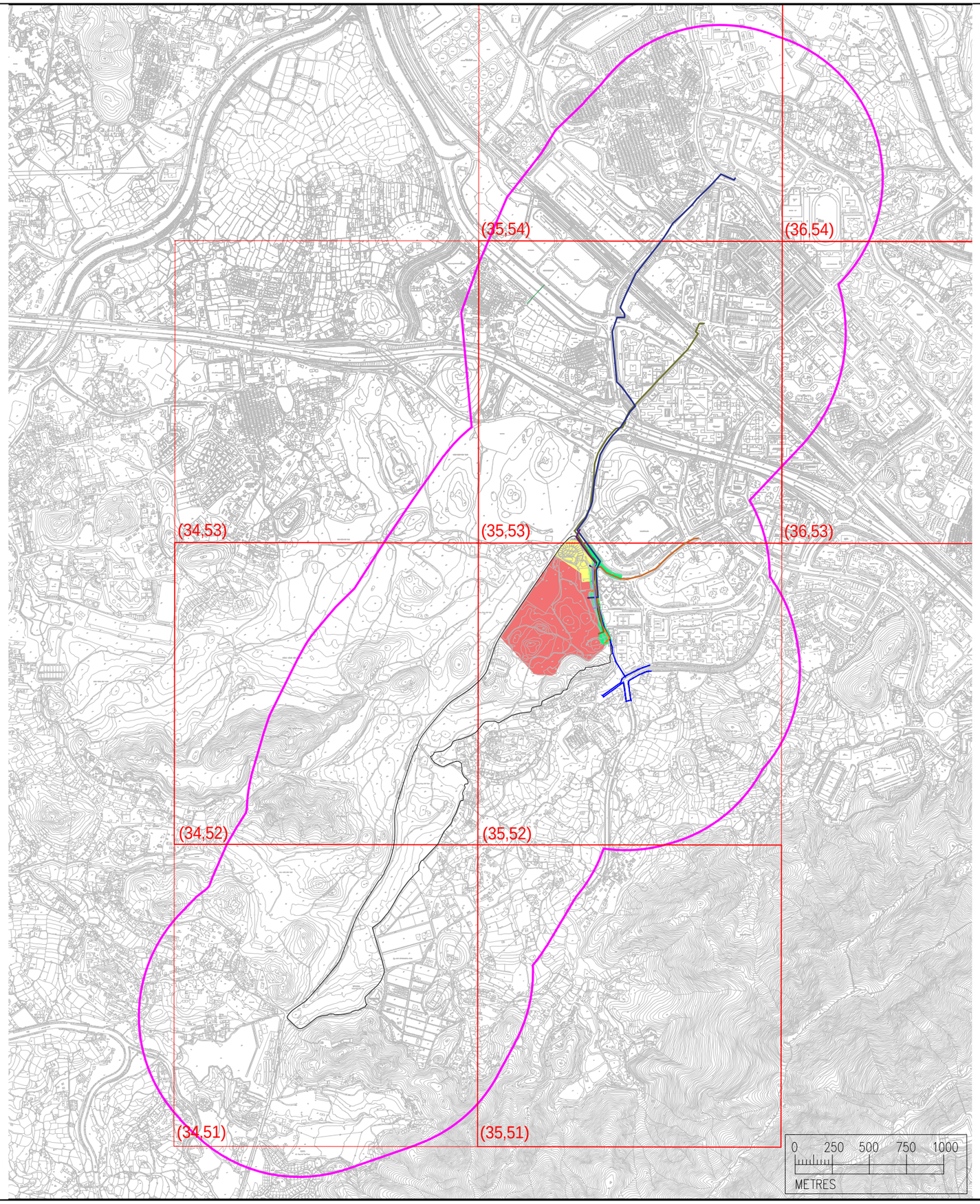

NOTES :

1. ALL DIMENSIONS ARE IN MILLIMETRES UNLESS OTHERWISE STATED.
2. ALL LEVELS ARE IN METRES (M) AND RELATIVE TO HONG KONG PRINCIPAL DATUM (mPD).

LEGEND :

- PROJECT BOUNDARY
- 500M ASSESSMENT AREA FOR CONSTRUCTION PHASE
- (II,JJ) REPRESENTATIVE PATH GRIDS
- PROPOSED HOUSING DEVELOPMENT
- PROPOSED PRIMARY SCHOOL

ASSOCIATED SUPPORTING INFRASTRUCTURE AND UTILITIES

- LAYING OF PROPOSED FRESH WATER MAINS
- LAYING OF PROPOSED FLUSHING WATER MAINS
- LAYING OF PROPOSED SEWERAGE
- LAYING OF PROPOSED STORM DRAINAGE SYSTEM
- LAYING OF DRAINAGE PIPES AND CONSTRUCTION OF FLOOD WALL
- JUNCTION IMPROVEMENT WORKS AT PO KIN ROAD/ PING KONG ROAD & ROAD MODIFICATION AT PING KONG ROAD

Rev	Description	By	Date

Consultant

wsp

Project title

AGREEMENT NO. CE17/2019 (CE)
TECHNICAL STUDY ON PARTIAL DEVELOPMENT OF FANLING GOLF COURSE SITE
– FEASIBILITY STUDY

Drawing title

ASSESSMENT AREA FOR
AIR QUALITY IMPACT ASSESSMENT
CONSTRUCTION PHASE

Drawing no.	Rev.
FIGURE 3.1a	0

Drawn	Date	Checked	Approved
DH	JUL2021	MW	DL

Scale	Status
AS SHOWN	

© COPYRIGHT RESERVED

土木工程拓展署
CIVIL ENGINEERING AND DEVELOPMENT DEPARTMENT
NORTH DEVELOPMENT OFFICE

Date : 2021-07-13
Filename:\\Hkkwn200dat16\sde\7. Projects\Project_H321_Env\(2535551-2535600)\2535551A - Fanling Golf Course\6. Working\3. Air\ZDrawings\CE17_ENV_Construction 500M V3

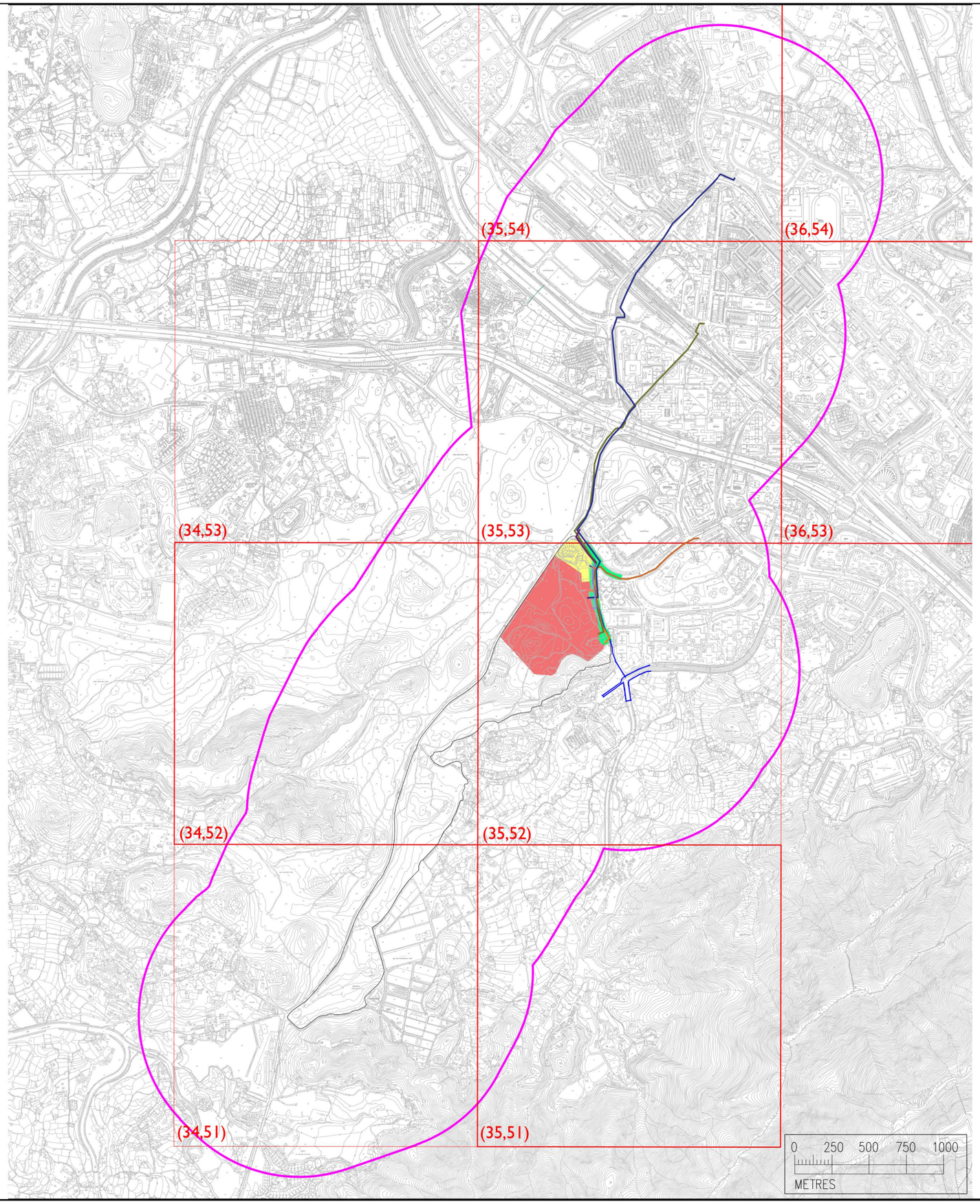

NOTES :

1. ALL DIMENSIONS ARE IN MILLIMETRES UNLESS OTHERWISE STATED.
2. ALL LEVELS ARE IN METRES (M) AND RELATIVE TO HONG KONG PRINCIPAL DATUM (mPD).

LEGEND :

- PROJECT BOUNDARY
- 500M ASSESSMENT AREA FOR CONSTRUCTION PHASE
- (II,JJ) REPRESENTATIVE PATH GRIDS
- PROPOSED HOUSING DEVELOPMENT
- PROPOSED PRIMARY SCHOOL

ASSOCIATED SUPPORTING INFRASTRUCTURE AND UTILITIES

- LAYING OF PROPOSED FRESH WATER MAINS
- LAYING OF PROPOSED FLUSHING WATER MAINS
- LAYING OF PROPOSED SEWERAGE
- LAYING OF PROPOSED STORM DRAINAGE SYSTEM
- LAYING OF DRAINAGE PIPES AND CONSTRUCTION OF FLOOD WALL
- JUNCTION IMPROVEMENT WORKS AT PO KIN ROAD/ PING KONG ROAD & ROAD MODIFICATION AT PING KONG ROAD

Rev	Description	By	Date

Consultant

wsp

Project title

AGREEMENT NO. CE17/2019 (CE)
TECHNICAL STUDY ON PARTIAL DEVELOPMENT OF FANLING GOLF COURSE SITE
– FEASIBILITY STUDY

Drawing title

ASSESSMENT AREA FOR
AIR QUALITY IMPACT ASSESSMENT
CONSTRUCTION PHASE

Drawing no.	Rev.
FIGURE 3.1a	0

Drawn	Date	Checked	Approved
DH	JUL2021	MW	DL

Scale	Status
AS SHOWN	

© COPYRIGHT RESERVED

土木工程拓展署
CIVIL ENGINEERING AND DEVELOPMENT DEPARTMENT
北拓展處
NORTH DEVELOPMENT OFFICE

Date : 2021-07-13
Filename:\\Hkkwn200dat16\sde\7. Projects\Project_H321_Env\(2535551-2535600)\2535551A - Fanling Golf Course\6. Working\3. Air\ZDrawings\CE17_ENV_Construction_500M_V3

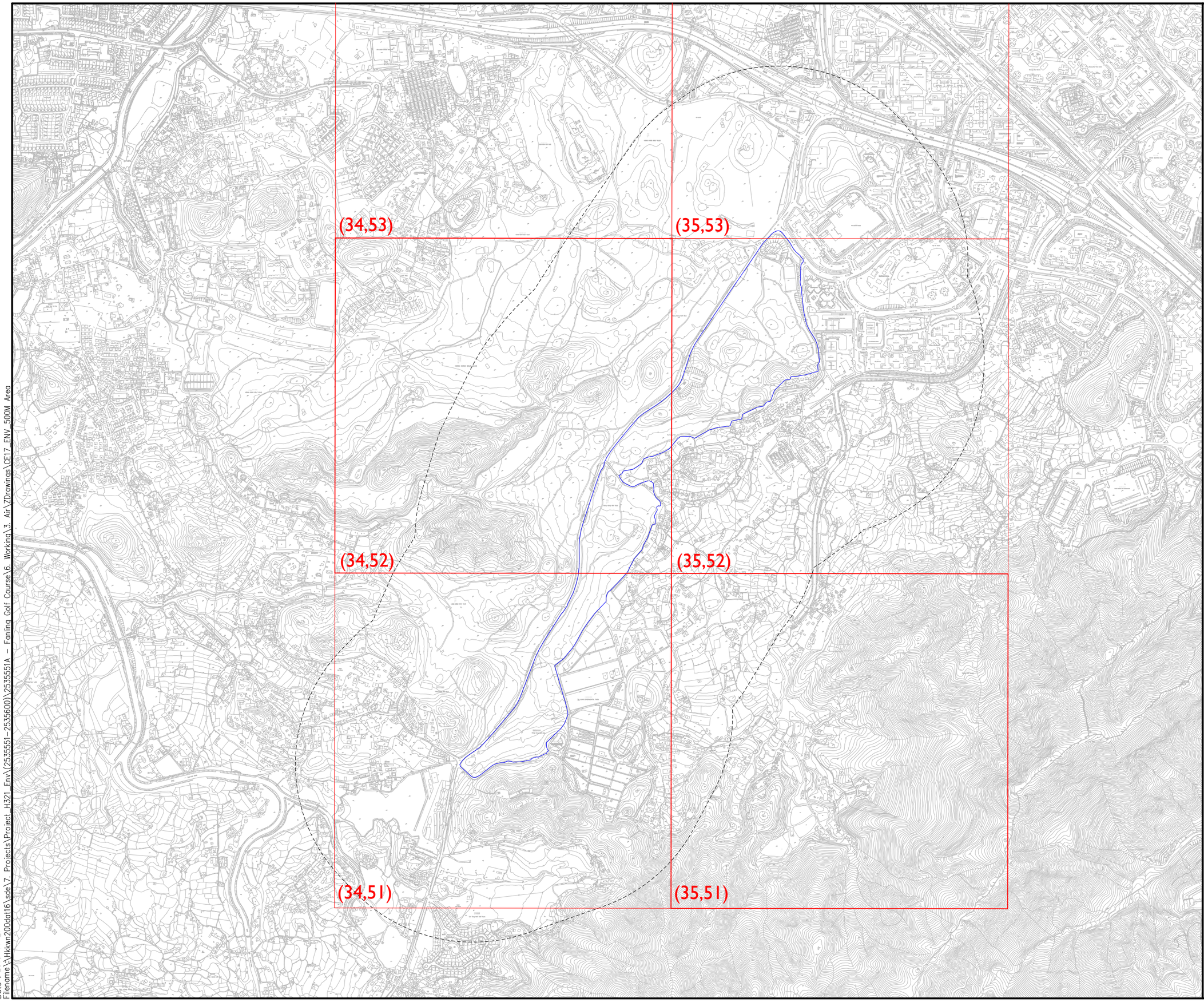

NOTES :

1. ALL DIMENSIONS ARE IN MILLIMETRES UNLESS OTHERWISE STATED.
2. ALL LEVELS ARE IN METRES (M) AND RELATIVE TO HONG KONG PRINCIPAL DATUM (mPD).

LEGEND :

PROJECT AREA

500m ASSESSMENT AREA

(II,JJ) REPRESENTATIVE PATH GRIDS

Rev	Description	By	Date

Consultant

wsp

Project title

AGREEMENT NO. CE17/2019 (CE)
TECHNICAL STUDY ON PARTIAL DEVELOPMENT OF FANLING GOLF COURSE SITE
– FEASIBILITY STUDY

Drawing title

ASSESSMENT AREA FOR
AIR QUALITY IMPACT ASSESSMENT
OPERATION PHASE

Drawing no.			Rev.
FIGURE 3.1b			–
Drawn DH	Date APR2021	Checked MW	Approved DL
Scale 1:5000 (A3)		Status –	

© COPYRIGHT RESERVED

土木工程拓展署
CIVIL ENGINEERING AND DEVELOPMENT DEPARTMENT
北拓展處
NORTH DEVELOPMENT OFFICE

Date : 2019-11-27
Filename:\\Hkkwn200dat16\sde\7_Projects\Project_H321_Env\(2535551-2535600)\2535551A - Fanling Golf Course\6_Working\3_Air\ZDrawings\CE17_ENV_500M Area

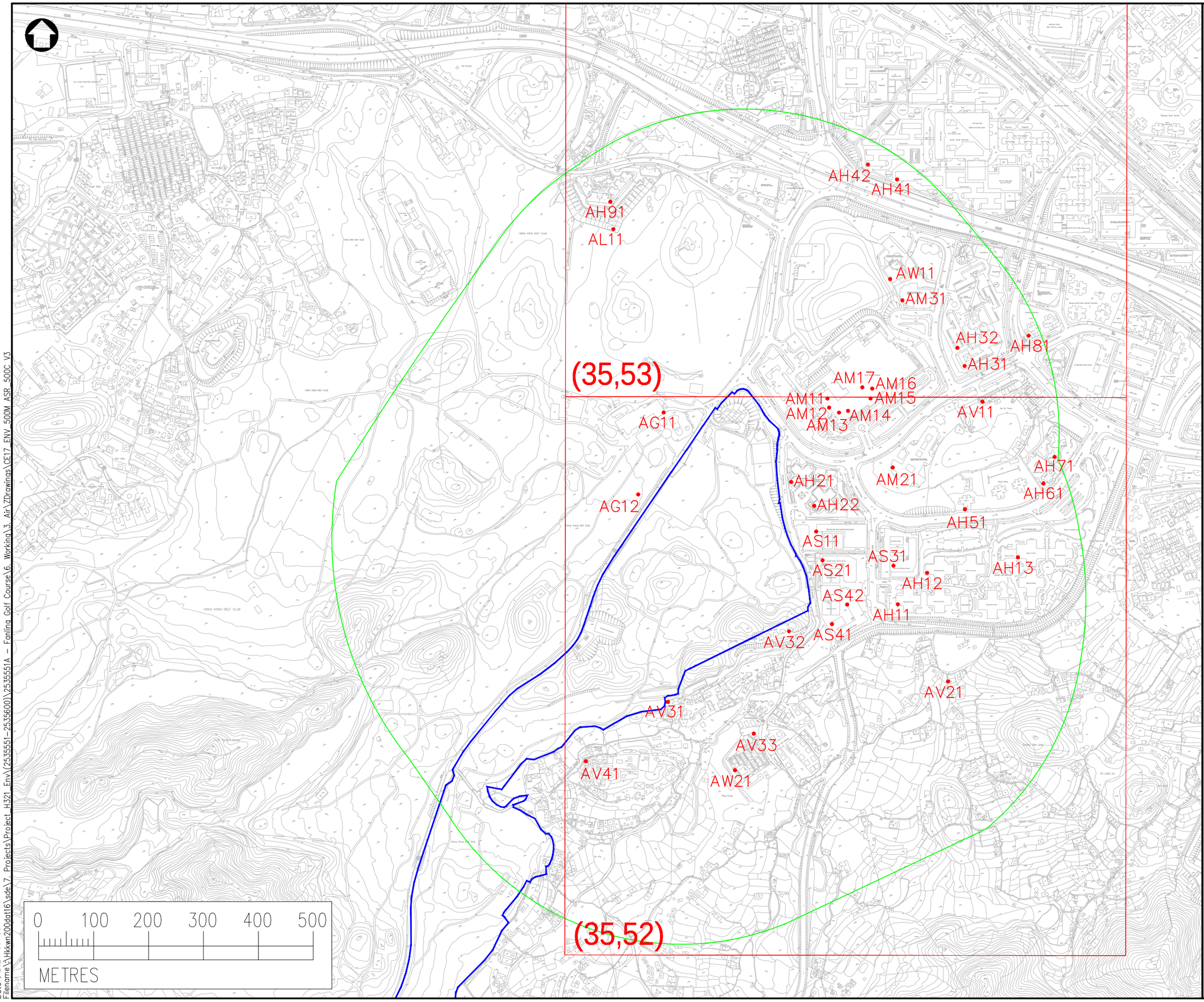

NOTES :

1. ALL DIMENSIONS ARE IN MILLIMETRES UNLESS OTHERWISE STATED.
2. ALL LEVELS ARE IN METRES (M) AND RELATIVE TO HONG KONG PRINCIPAL DATUM (mPD).

LEGEND :

- PROJECT BOUNDARY
- 500M QUANTITATIVE ASSESSMENT AREA FOR CONSTRUCTION PHASE
- REPRESENTATIVE AIR SENSITIVE RECEIVERS
- (XX,XX) REPRESENTATIVE PATH GRIDS

Rev	Description	By	Date

Consultant

wsp

Project title

AGREEMENT NO. CE17/2019 (CE)
TECHNICAL STUDY ON PARTIAL DEVELOPMENT OF FANLING GOLF COURSE SITE
– FEASIBILITY STUDY

Drawing title

LOCATIONS OF REPRESENTATIVE AIR SENSITIVE RECEIVERS FOR CONSTRUCTION PHASE

Drawing no.	Rev.
FIGURE 3.2a	0

Drawn	Date	Checked	Approved
DH	JUN2021	MW	DL

Scale: AS SHOWN
Status:

© COPYRIGHT RESERVED

土木工程拓展署
CIVIL ENGINEERING AND DEVELOPMENT DEPARTMENT
NORTH DEVELOPMENT OFFICE

Date : 2021-06-30
Filename:\\Hkkwn200data16\sde\7. Projects\Project H321 Env\(2535551-2535600)\2535551A - Fanling Golf Course\6. Working\3. Air\ZDrawings\CE17_ENV_500M ASR_500C V3

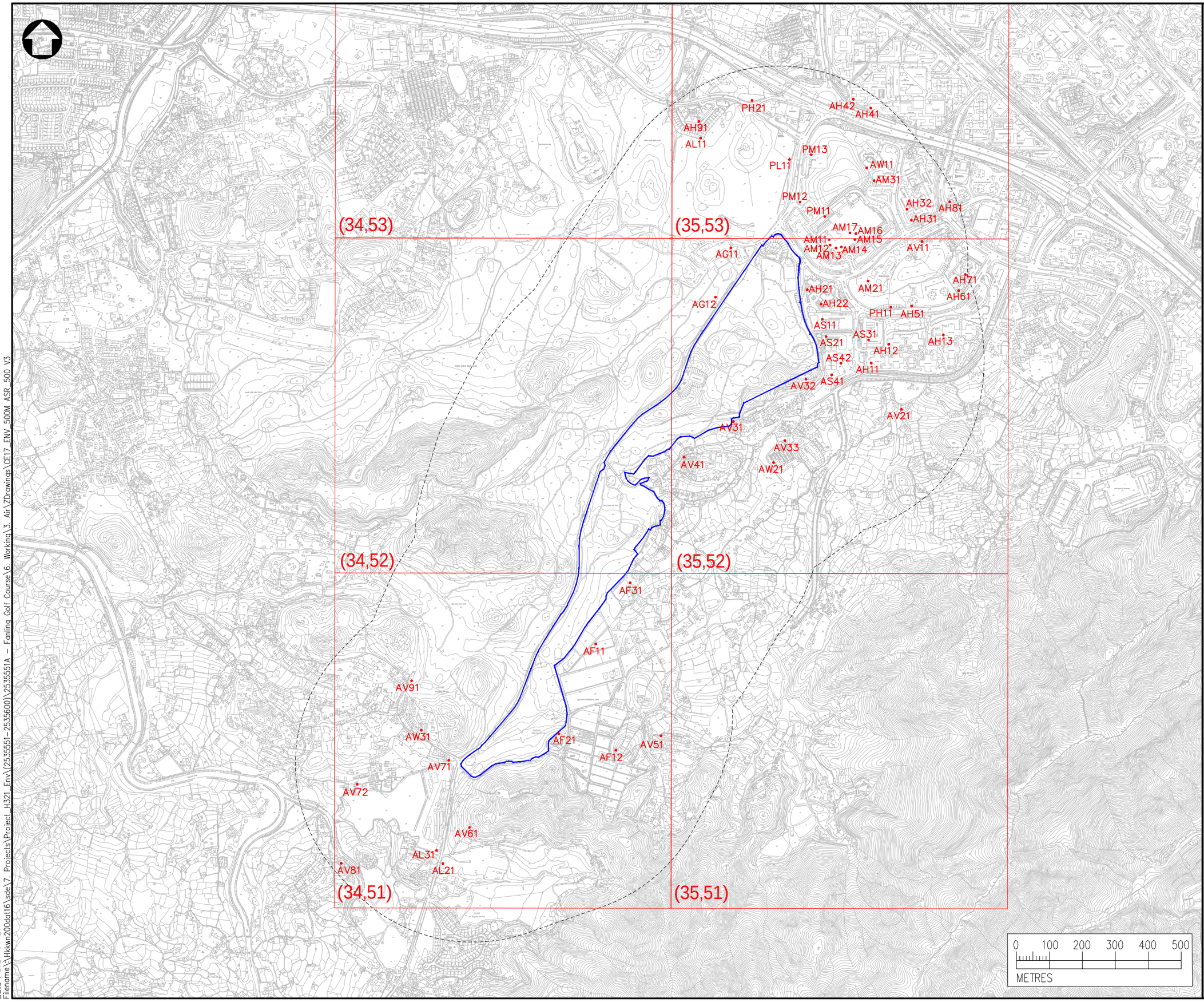

NOTES :

1. ALL DIMENSIONS ARE IN MILLIMETRES UNLESS OTHERWISE STATED.
2. ALL LEVELS ARE IN METRES (M) AND RELATIVE TO HONG KONG PRINCIPAL DATUM (mPD).

LEGEND :

- PROJECT BOUNDARY
- 500M ASSESSMENT AREA
- REPRESENTATIVE AIR SENSITIVE RECEIVERS
- (XX,XX) REPRESENTATIVE PATH GRIDS

Rev	Description	By	Date

Consultant

wsp

Project title

AGREEMENT NO. CE17/2019 (CE)
TECHNICAL STUDY ON PARTIAL DEVELOPMENT OF FANLING GOLF COURSE SITE
– FEASIBILITY STUDY

Drawing title

LOCATIONS OF REPRESENTATIVE AIR SENSITIVE RECEIVERS
(OUTSIDE DEVELOPMENT AREA)

Drawing no.	Rev.
FIGURE 3.2b	0

Drawn	Date	Checked	Approved
DH	APR2021	MW	DL

Scale: AS SHOWN
Status:

© COPYRIGHT RESERVED

土木工程拓展署
CIVIL ENGINEERING AND DEVELOPMENT DEPARTMENT
NORTH DEVELOPMENT OFFICE

Date : 2021-04-26
Filename:\\Hkkwn200dat16\sde\7. Projects\Project_H321_Env\(2535551-2535600)\2535551A - Fanling Golf Course\6. Working\3. Air\ZDrawings\CE17_ENV_500M_ASR_500_V3

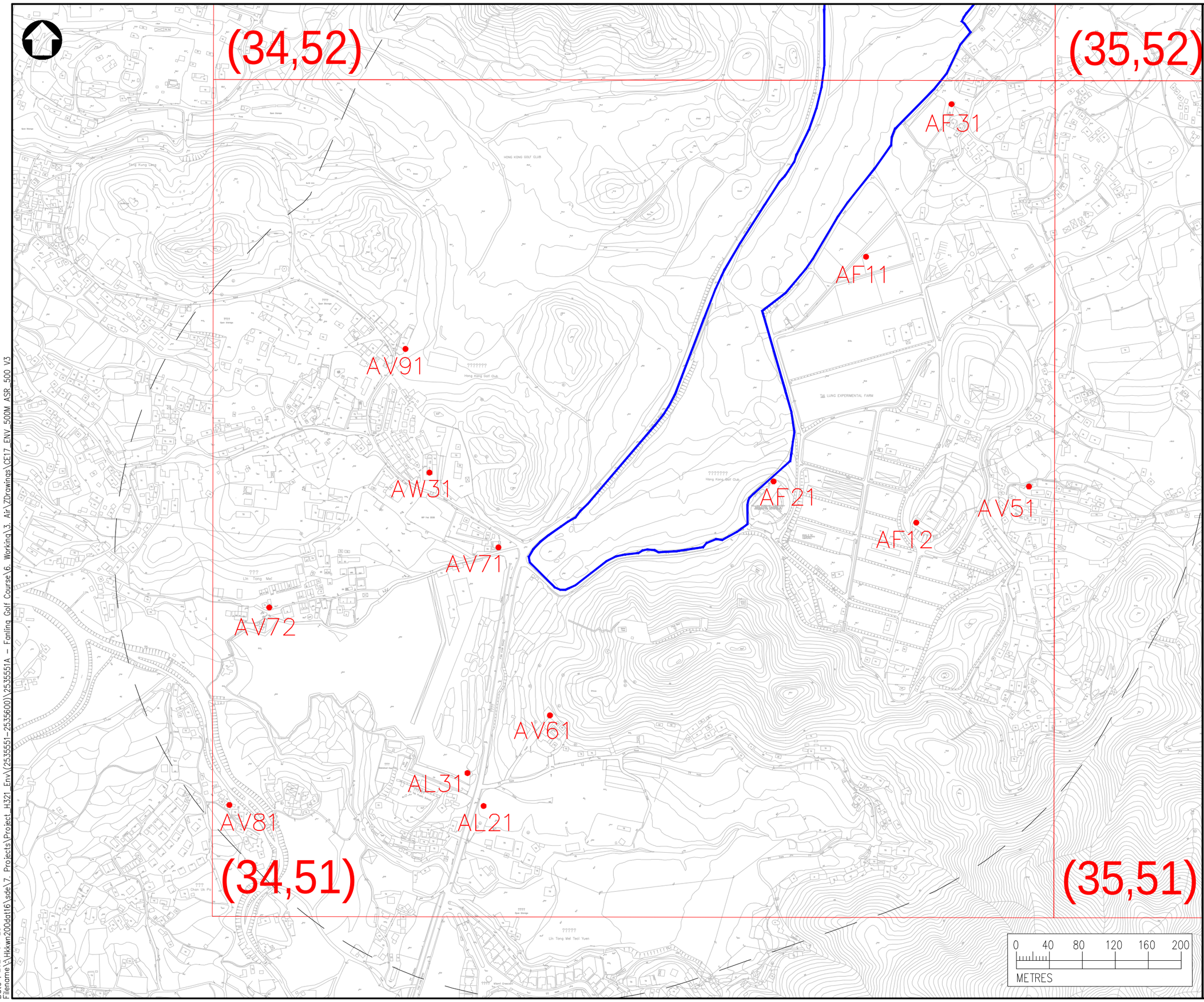

NOTES :

1. ALL DIMENSIONS ARE IN MILLIMETRES UNLESS OTHERWISE STATED.
2. ALL LEVELS ARE IN METRES (M) AND RELATIVE TO HONG KONG PRINCIPAL DATUM (mPD).

LEGEND :

- PROJECT BOUNDARY
- 500M ASSESSMENT AREA
- REPRESENTATIVE AIR SENSITIVE RECEIVERS
- (II,JJ) REPRESENTATIVE PATH GRIDS

Rev	Description	By	Date

Consultant

wsp

Project title

AGREEMENT NO. CE17/2019 (CE)
TECHNICAL STUDY ON PARTIAL DEVELOPMENT OF FANLING GOLF COURSE SITE
– FEASIBILITY STUDY

Drawing title

LOCATIONS OF REPRESENTATIVE AIR SENSITIVE RECEIVERS
(OUTSIDE DEVELOPMENT AREA)
(GRID 34,51)

Drawing no.	Rev.
FIGURE 3.2c	0

Drawn	Date	Checked	Approved
DH	APR2021	MW	DL

Scale	Status
AS SHOWN	

© COPYRIGHT RESERVED

土木工程拓展署
CIVIL ENGINEERING AND DEVELOPMENT DEPARTMENT
NORTH DEVELOPMENT OFFICE

Date : 2021-04-28
Filename:\\Hkkwn200datl6\sde\7. Projects\Project_H321_Env\(2535551-2535600)\2535551A - Fanling Golf Course\6. Working\3. Air\Drawings\CE17_ENV_500M_ASR_500_V3

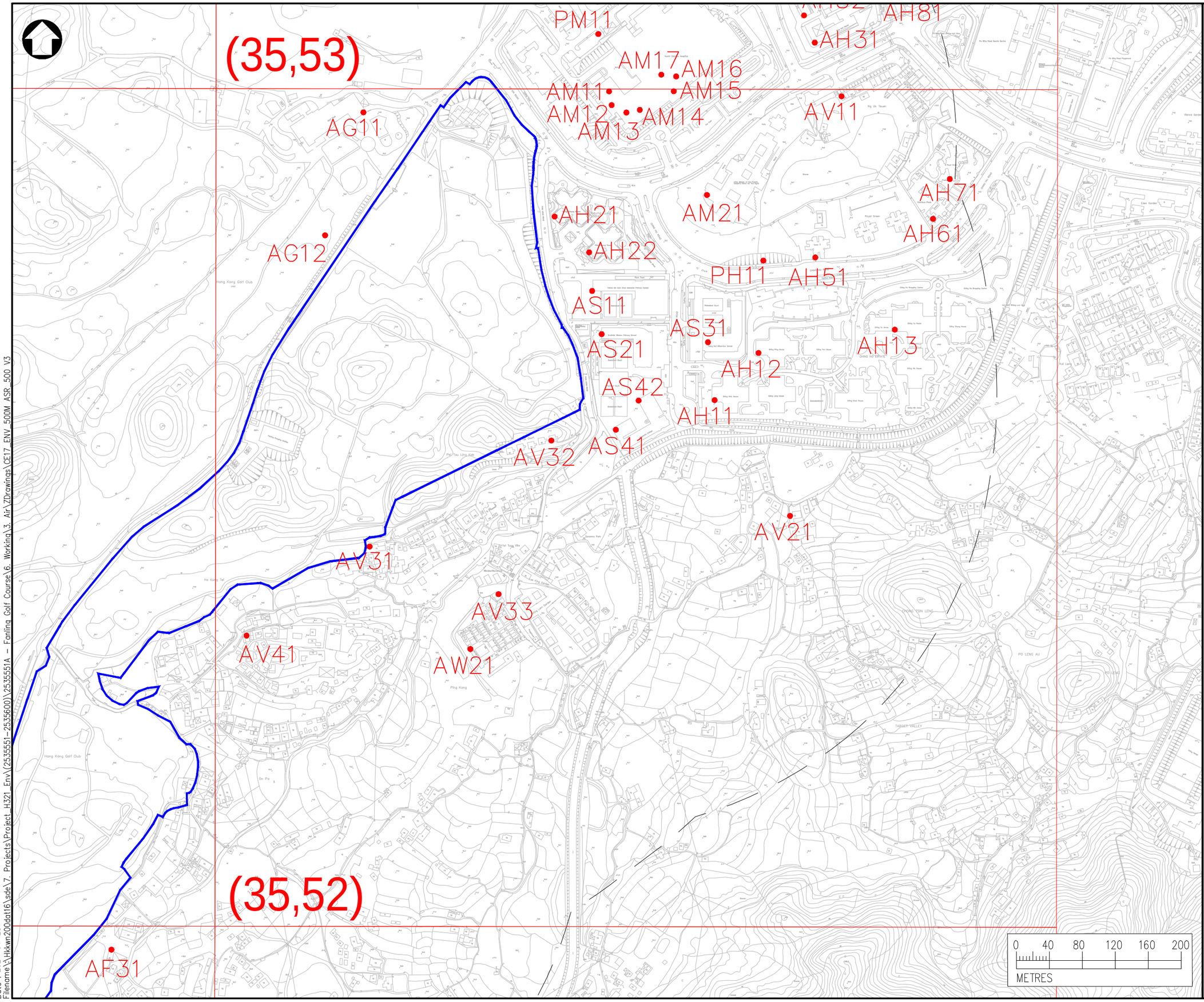

NOTES :

1. ALL DIMENSIONS ARE IN MILLIMETRES UNLESS OTHERWISE STATED.
2. ALL LEVELS ARE IN METRES (M) AND RELATIVE TO HONG KONG PRINCIPAL DATUM (mPD).

LEGEND :

- PROJECT BOUNDARY
- 500M ASSESSMENT AREA
- REPRESENTATIVE AIR SENSITIVE RECEIVERS
- (II,JJ) REPRESENTATIVE PATH GRIDS

Rev	Description	By	Date

Consultant

wsp

Project title

AGREEMENT NO. CE17/2019 (CE)
TECHNICAL STUDY ON PARTIAL DEVELOPMENT OF FANLING GOLF COURSE SITE
– FEASIBILITY STUDY

Drawing title

LOCATIONS OF REPRESENTATIVE AIR SENSITIVE RECEIVERS
(OUTSIDE DEVELOPMENT AREA)
(GRID 35,52)

Drawing no.	Rev.
FIGURE 3.2d	0

Drawn	Date	Checked	Approved
DH	APR2021	MW	DL

Scale	Status
AS SHOWN	

© COPYRIGHT RESERVED

土木工程拓展署
CIVIL ENGINEERING AND DEVELOPMENT DEPARTMENT
NORTH DEVELOPMENT OFFICE

Date : 2021-04-28
Filename:\\Hkkwn200dat16\sde\7. Projects\Project_H321_Env\(2535551-2535600)\2535551A - Fanling Golf Course\6. Working\3. Air\ZDrawings\CE17_ENV_500M ASR_500 V3

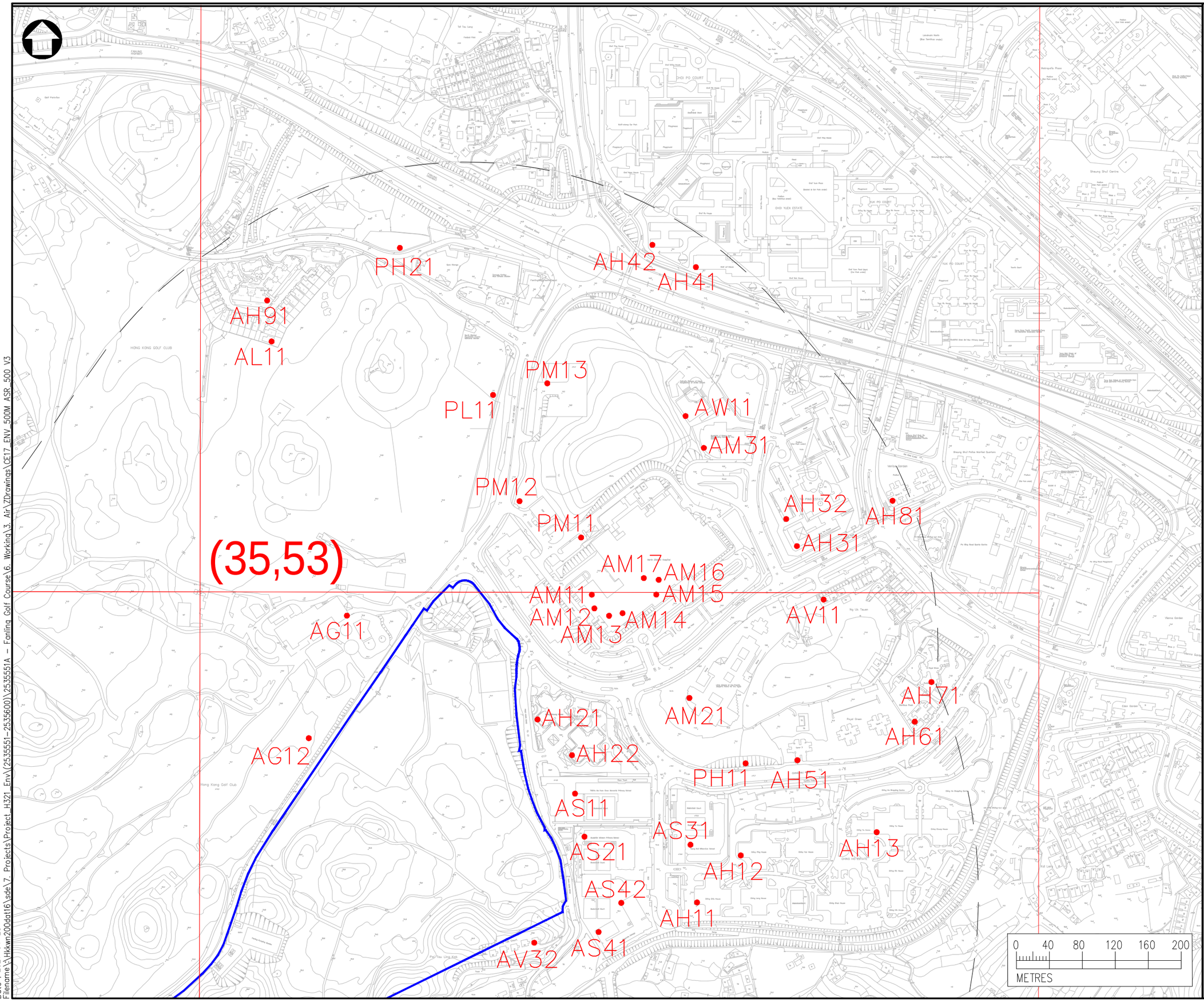

NOTES :

1. ALL DIMENSIONS ARE IN MILLIMETRES UNLESS OTHERWISE STATED.
2. ALL LEVELS ARE IN METRES (M) AND RELATIVE TO HONG KONG PRINCIPAL DATUM (mPD).

LEGEND :

- PROJECT BOUNDARY
- 500M ASSESSMENT AREA
- REPRESENTATIVE AIR SENSITIVE RECEIVERS
- (II,JJ) REPRESENTATIVE PATH GRIDS

Rev	Description	By	Date

Consultant

wsp

Project title

AGREEMENT NO. CE17/2019 (CE)
TECHNICAL STUDY ON PARTIAL DEVELOPMENT OF FANLING GOLF COURSE SITE
– FEASIBILITY STUDY

Drawing title

LOCATIONS OF REPRESENTATIVE AIR SENSITIVE RECEIVERS
(OUTSIDE DEVELOPMENT AREA)
(GRID 35,53)

Drawing no.	Rev.
FIGURE 3.2e	0

Drawn	Date	Checked	Approved
DH	APR2021	MW	DL

Scale: AS SHOWN
Status:

© COPYRIGHT RESERVED

土木工程拓展署
CIVIL ENGINEERING AND DEVELOPMENT DEPARTMENT
NORTH DEVELOPMENT OFFICE

Date : 2021-04-28
Filename:\\Hkkwn200dat16\sde\7. Projects\Project_H321_Env\(2535551-2535600)\2535551A - Fanling Golf Course\6. Working\3. Air\Drawings\CE17_ENV_500M_ASR_500_V3

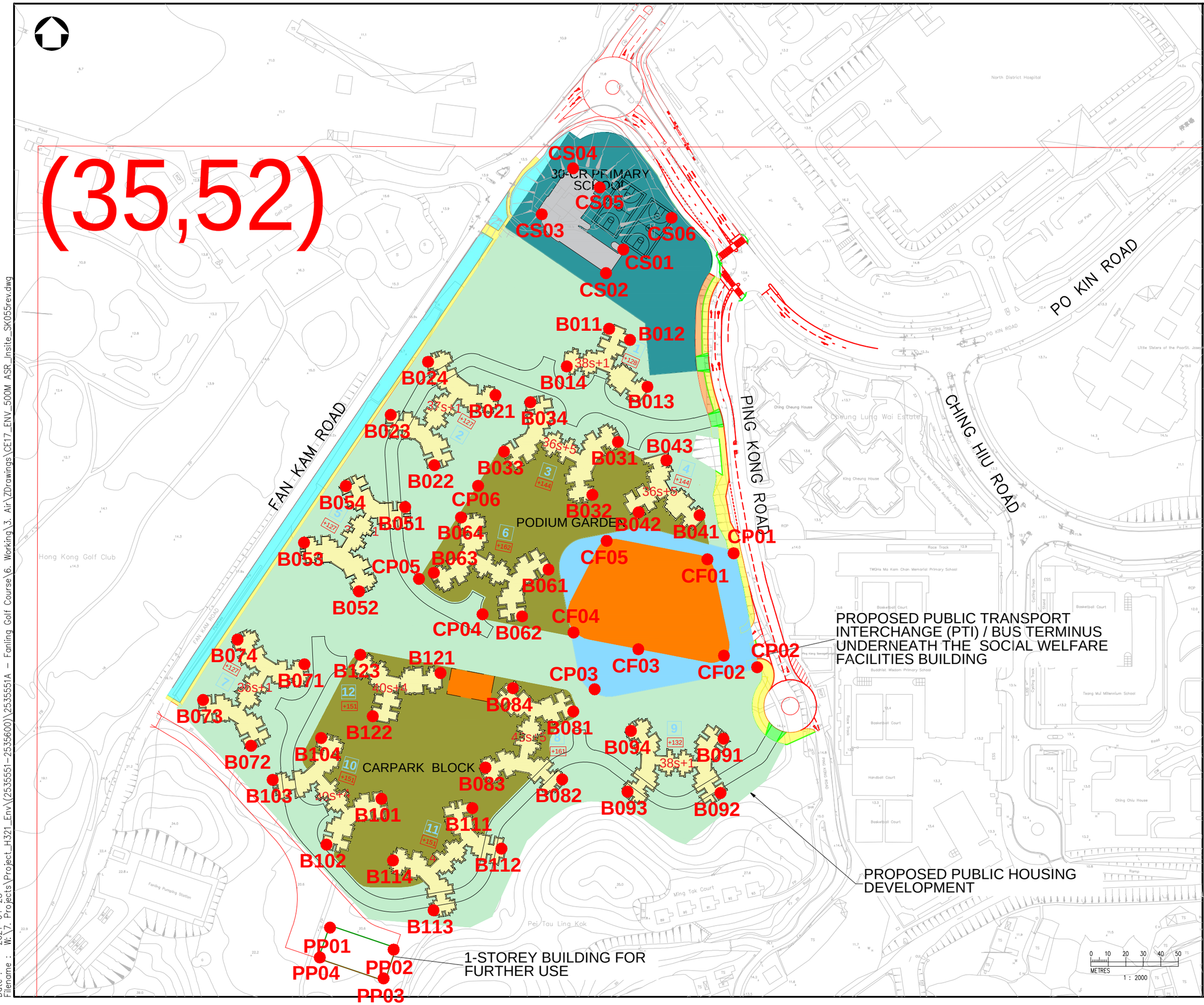

LEGEND :

- PROPOSED PUBLIC HOUSING DEVELOPMENT
- PROPOSED PTI
- PROPOSED SOCIAL WELFARE FACILITIES BUILDING ABOVE PTI
- PROPOSED 30-CLASSROOM PRIMARY SCHOOL

Rev	Description	By	Date

Consultant

wsp

Project title

AGREEMENT NO. CE17/2019 (CE)
TECHNICAL STUDY ON PARTIAL DEVELOPMENT OF FANLING GOLF COURSE SITE
– FEASIBILITY STUDY

Drawing title

LOCATIONS OF REPRESENTATIVE AIR SENSITIVE RECEIVERS
(WITHIN DEVELOPMENT AREA)

Drawing no. FIGURE 3.2f

Rev.

Drawn	Date	Checked	Approved
DH	APR2021	MW	DL

Scale: AS SHOWN

Status: –

© COPYRIGHT RESERVED

土木工程拓展署
CIVIL ENGINEERING AND DEVELOPMENT DEPARTMENT
CEDD
NORTH DEVELOPMENT OFFICE

Date : 2021-04-28
Filename : W:\7. Projects\Project_H321_Env\(2535551-2535600)\2535551A - Fanling Golf Course\6. Working\3. Air\ZDrawings\CE17_ENV_500M ASR_Insite_SK055rev.dwg

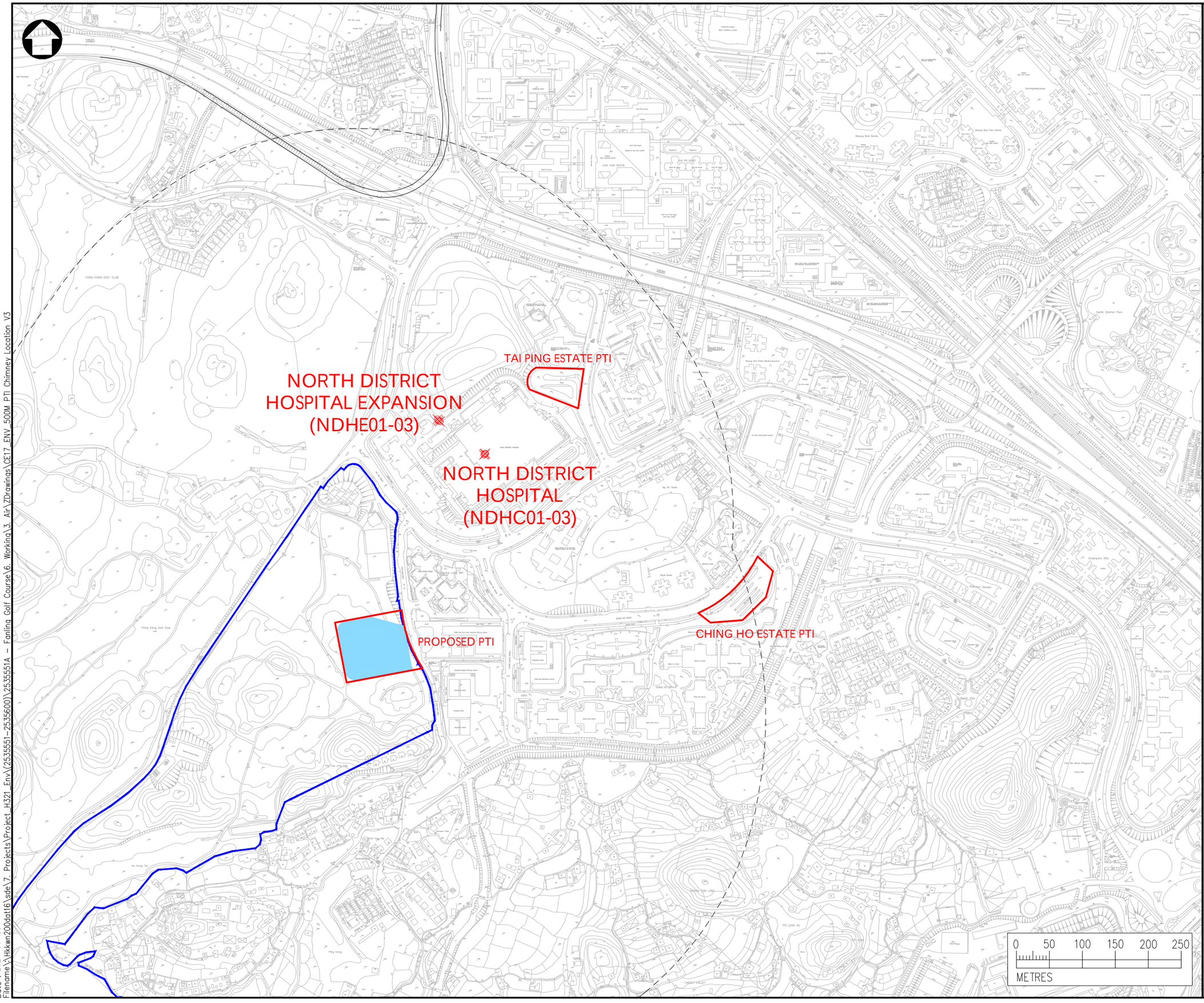

KEY PLAN

NOTES :

1. ALL DIMENSIONS ARE IN MILLIMETRES UNLESS OTHERWISE STATED.
2. ALL LEVELS ARE IN METRES (M) AND RELATIVE TO HONG KONG PRINCIPAL DATUM (mPD).

LEGEND :

- PROJECT BOUNDARY
- 500M ASSESSMENT AREA
- LOCATIONS OF PUBLIC TRANSPORT INTERCHANGE (PTI)
- LOCATIONS OF CHIMNEYS

Rev	Description	By	Date

Consultant

wsp

Project title

AGREEMENT NO. CE17/2019 (CE)
TECHNICAL STUDY ON PARTIAL DEVELOPMENT OF FANLING GOLF COURSE SITE
– FEASIBILITY STUDY

Drawing title

LOCATIONS OF PUBLIC TRANSPORT INTERCHANGE AND CHIMNEYS

Drawing no.	Rev.
FIGURE 3.3	0

Drawn	Date	Checked	Approved
DH	JUN2021	MW	DL

Scale	Status
AS SHOWN	

© COPYRIGHT RESERVED

土木工程拓展署
CIVIL ENGINEERING AND DEVELOPMENT DEPARTMENT
NORTH DEVELOPMENT OFFICE

Date : 2021-06-30
Filename:\\Hkkwn200dat16\sde\7. Projects\Project_H321_Env\(2535551-2535600)\2535551A - Fanling Golf Course\6. Working\3. Air\ZDrawings\CE17_ENV_500M PTI Chimney Location V3

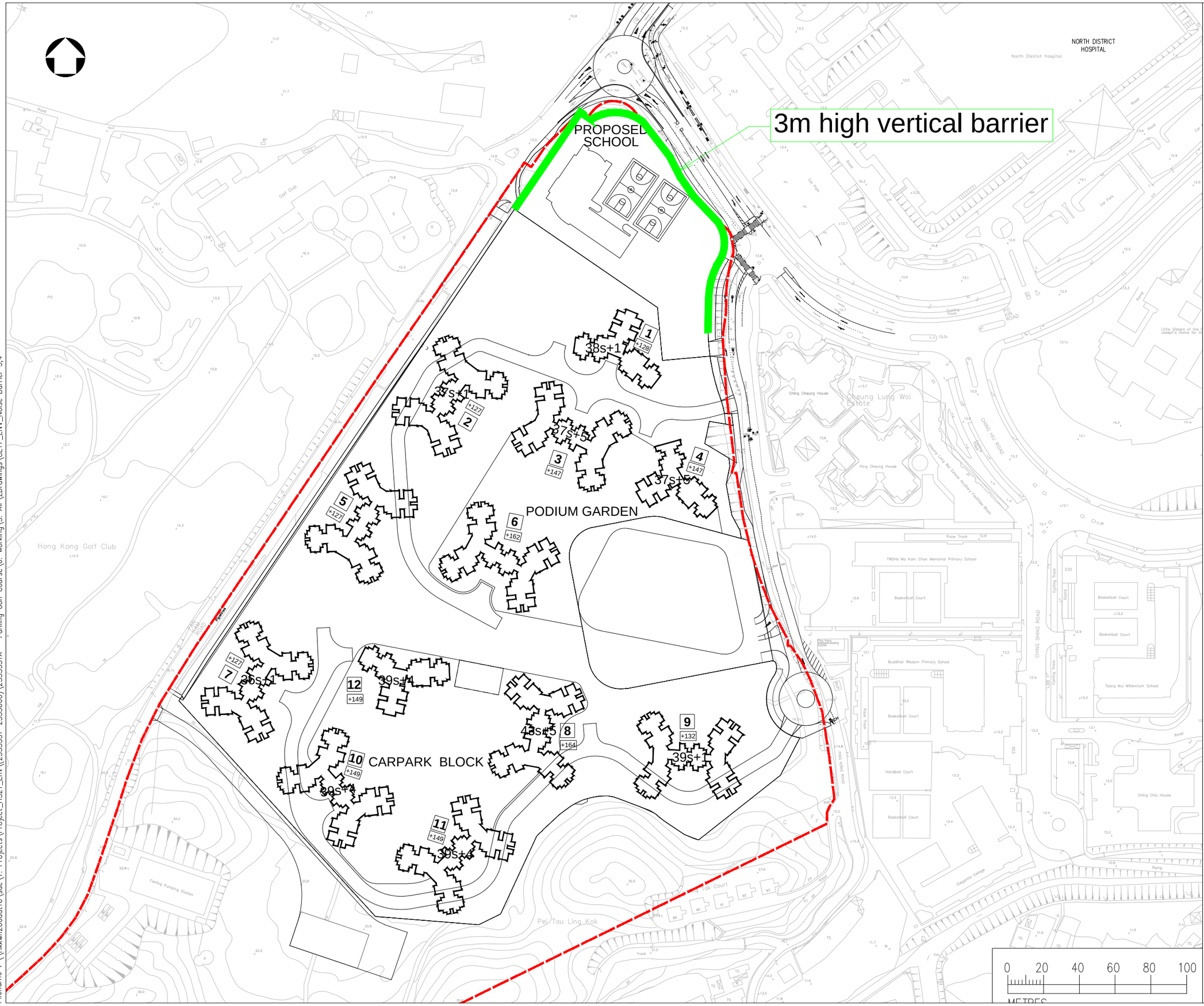

NOTES :

1. ALL DIMENSIONS ARE IN MILLIMETRES UNLESS OTHERWISE STATED.
2. ALL LEVELS ARE IN METRES (M) AND RELATIVE TO HONG KONG PRINCIPAL DATUM (mPD).

LEGEND :

PROJECT BOUNDARY

Rev	Description	By	Date

Consultant

wsp

Project title

AGREEMENT NO. CE17/2019 (CE)
TECHNICAL STUDY ON PARTIAL DEVELOPMENT OF FANLING GOLF COURSE SITE
– FEASIBILITY STUDY

Drawing title

LOCATIONS OF TRAFFIC NOISE MITIGATION FOR AIR QUALITY IMPACT ASSESSMENT

Drawing no. FIGURE 3.4 Rev. 1

Drawn	Date	Checked	Approved
SC	12/2021	CY	DL

Scale: AS SHOWN
Status: –

© COPYRIGHT RESERVED

土木工程拓展署
CIVIL ENGINEERING AND DEVELOPMENT DEPARTMENT
NORTH DEVELOPMENT OFFICE

Date : 23/12/2021
Filename : \\hkkwn200dat16\sde\7. Projects\Project_H321_Env\(2535551-2535600)\2535551A – Fanling Golf Course\6. Working\3. Air\ZDrawings\CE17_ENV_Noise Barrier 3.4

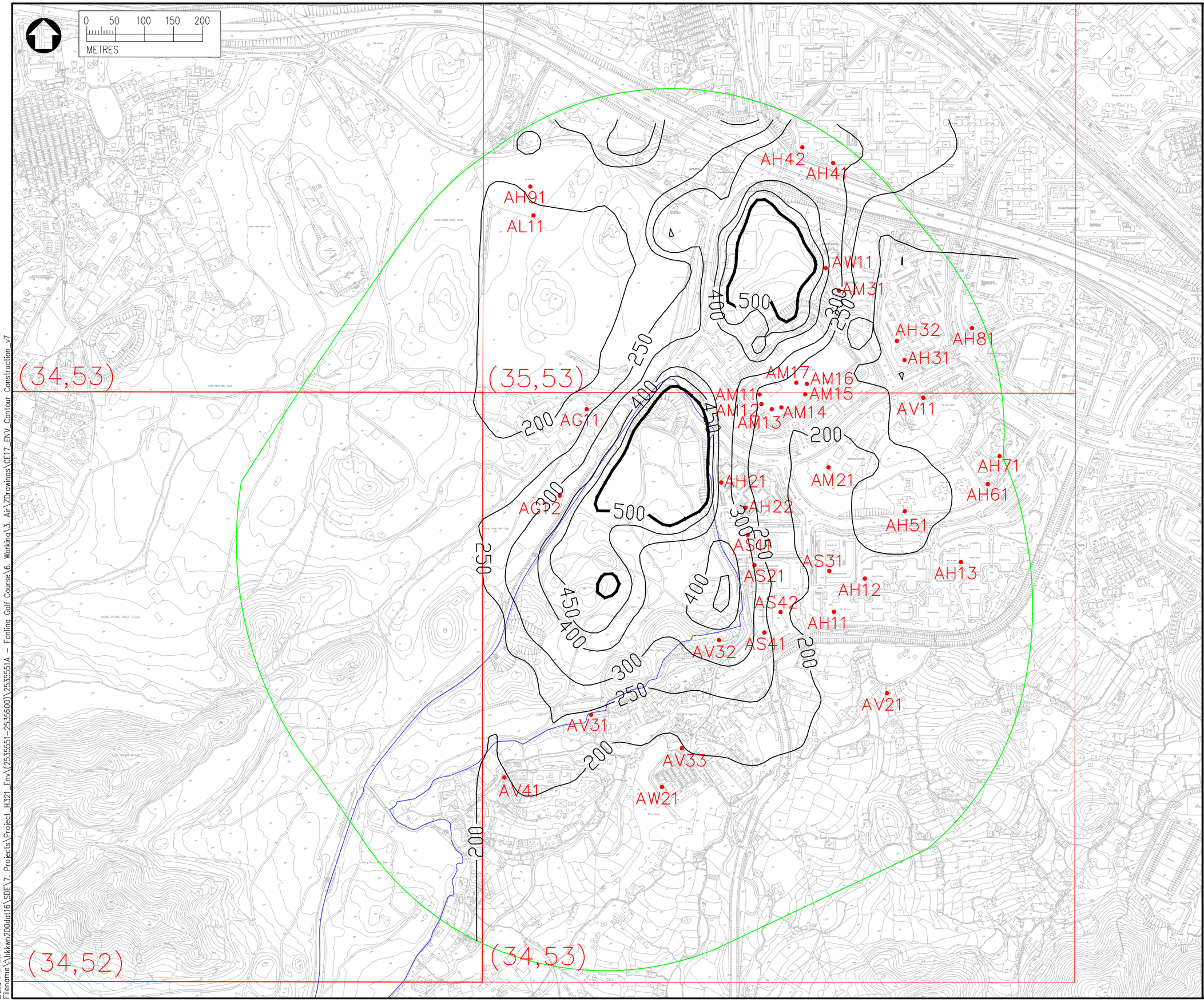

NOTES :

1. ALL DIMENSIONS ARE IN MILLIMETRES UNLESS OTHERWISE STATED.
2. ALL LEVELS ARE IN METRES (M) AND RELATIVE TO HONG KONG PRINCIPAL DATUM (mPD).

LEGEND :

- PROJECT AREA
- 500M QUANTITATIVE ASSESSMENT AREA FOR CONSTRUCTION PHASE
- XX CONCENTRATIONS in (μg/m3)
- REPRESENTATIVE AIR SENSITIVE RECEIVERS

AQO LIMIT OF CONCENTRATIONS

TSP	1ST HOURLY	500	μg/m3
RSP	10TH DAILY	100	μg/m3
	ANNUAL	50	μg/m3
FSP	36TH DAILY	50	μg/m3
	19TH DAILY (Gov.)	50	μg/m3
	ANNUAL	25	μg/m3

Rev	Description	By	Date

Consultant

wsp

Project title

AGREEMENT NO. CE17/2019 (CE)
TECHNICAL STUDY ON PARTIAL DEVELOPMENT OF FANLING GOLF COURSE SITE
– FEASIBILITY STUDY

Drawing title

CONTOURS OF CUMULATIVE 1ST HOURLY TSP CONCENTRATION AT 1.5MAG (CONSTRUCTION PHASE) (MITIGATED)

Drawing no.			Rev.
FIGURE 3.5a			–
Drawn SC	Date MAY2022	Checked CY	Approved CCK
Scale 1:5000 (A3)		Status –	

© COPYRIGHT RESERVED

土木工程拓展署
CIVIL ENGINEERING AND DEVELOPMENT DEPARTMENT
CEDD
NORTH DEVELOPMENT OFFICE

Date : 2022-05-10
Filename:\\hkkwn200dat16\SDE\7. Projects\Project_H321_Env\(2535551-2535600)\2535551A - Fanling Golf Course\6. Working\3. Air\2Drawings\CE17_ENV_Contour Construction_v7

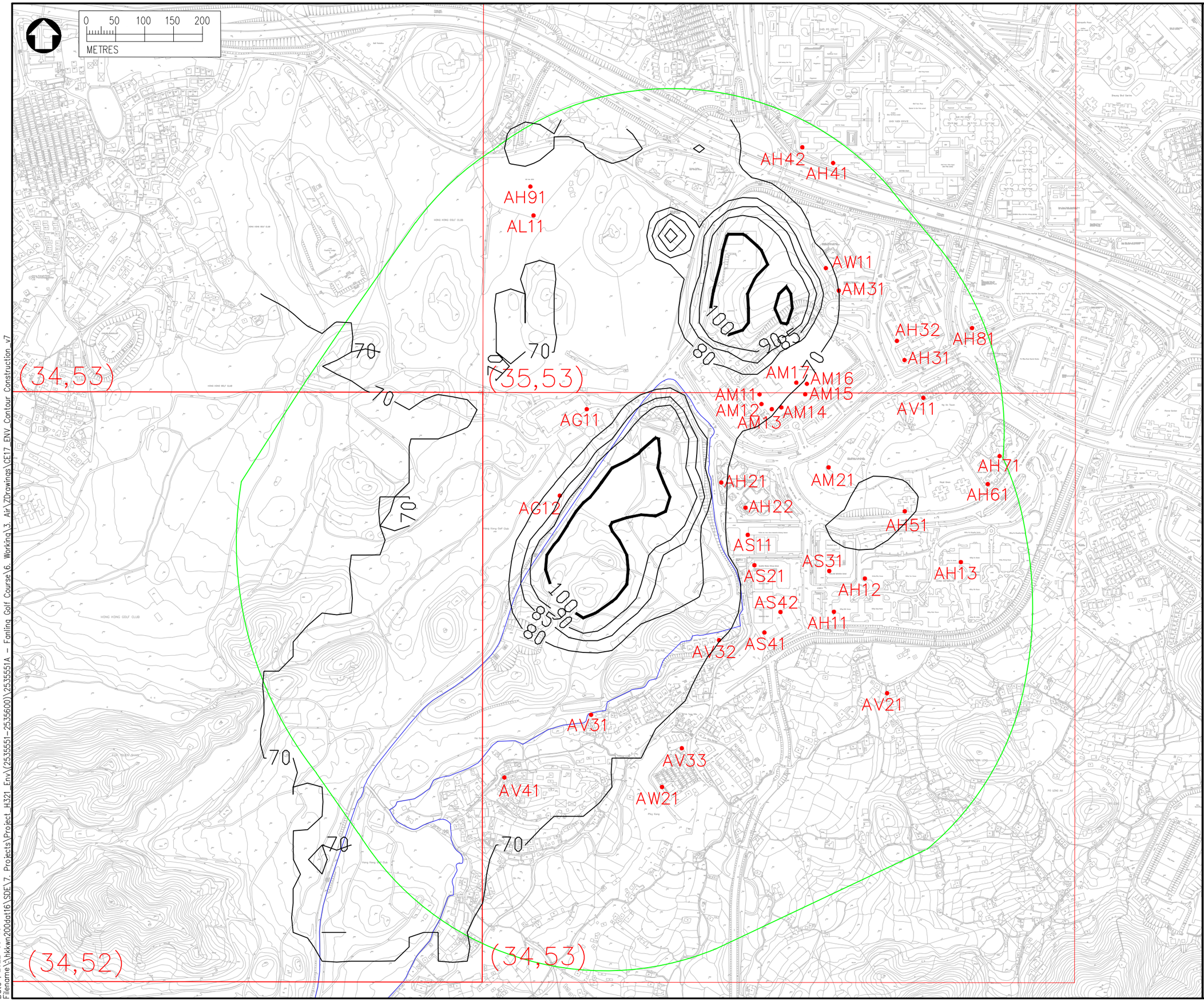

NOTES :

1. ALL DIMENSIONS ARE IN MILLIMETRES UNLESS OTHERWISE STATED.
2. ALL LEVELS ARE IN METRES (M) AND RELATIVE TO HONG KONG PRINCIPAL DATUM (mPD).

LEGEND :

- PROJECT AREA
- 500M QUANTITATIVE ASSESSMENT AREA FOR CONSTRUCTION PHASE
- XX CONCENTRATIONS in (μg/m3)
- REPRESENTATIVE AIR SENSITIVE RECEIVERS

AQO LIMIT OF CONCENTRATIONS

TSP	1ST HOURLY	500	μg/m3
RSP	10TH DAILY	100	μg/m3
	ANNUAL	50	μg/m3
FSP	36TH DAILY	50	μg/m3
	19TH DAILY (Gov.)	50	μg/m3
	ANNUAL	25	μg/m3

Rev	Description	By	Date

Consultant

wsp

Project title

AGREEMENT NO. CE17/2019 (CE)
TECHNICAL STUDY ON PARTIAL DEVELOPMENT OF FANLING GOLF COURSE SITE
– FEASIBILITY STUDY

Drawing title

CONTOURS OF CUMULATIVE 10TH DAILY PM10 CONCENTRATION AT 1.5MAG (CONSTRUCTION PHASE) (MITIGATED)

Drawing no. FIGURE 3.5b

Rev. –

Drawn	Date	Checked	Approved
SC	MAY2022	CY	CCK

Scale 1:5000 (A3)

Status –

© COPYRIGHT RESERVED

土木工程拓展署
CIVIL ENGINEERING AND DEVELOPMENT DEPARTMENT
CEDD
NORTH DEVELOPMENT OFFICE

Date : 2022-05-10
Filename:\\hkkwn200dat16\SDE\7. Projects\Project H321 Env\(2535551-2535600)\2535551A - Fanling Golf Course\6. Working\3. Air\2Drawings\CE17_ENV_Contour Construction_v7

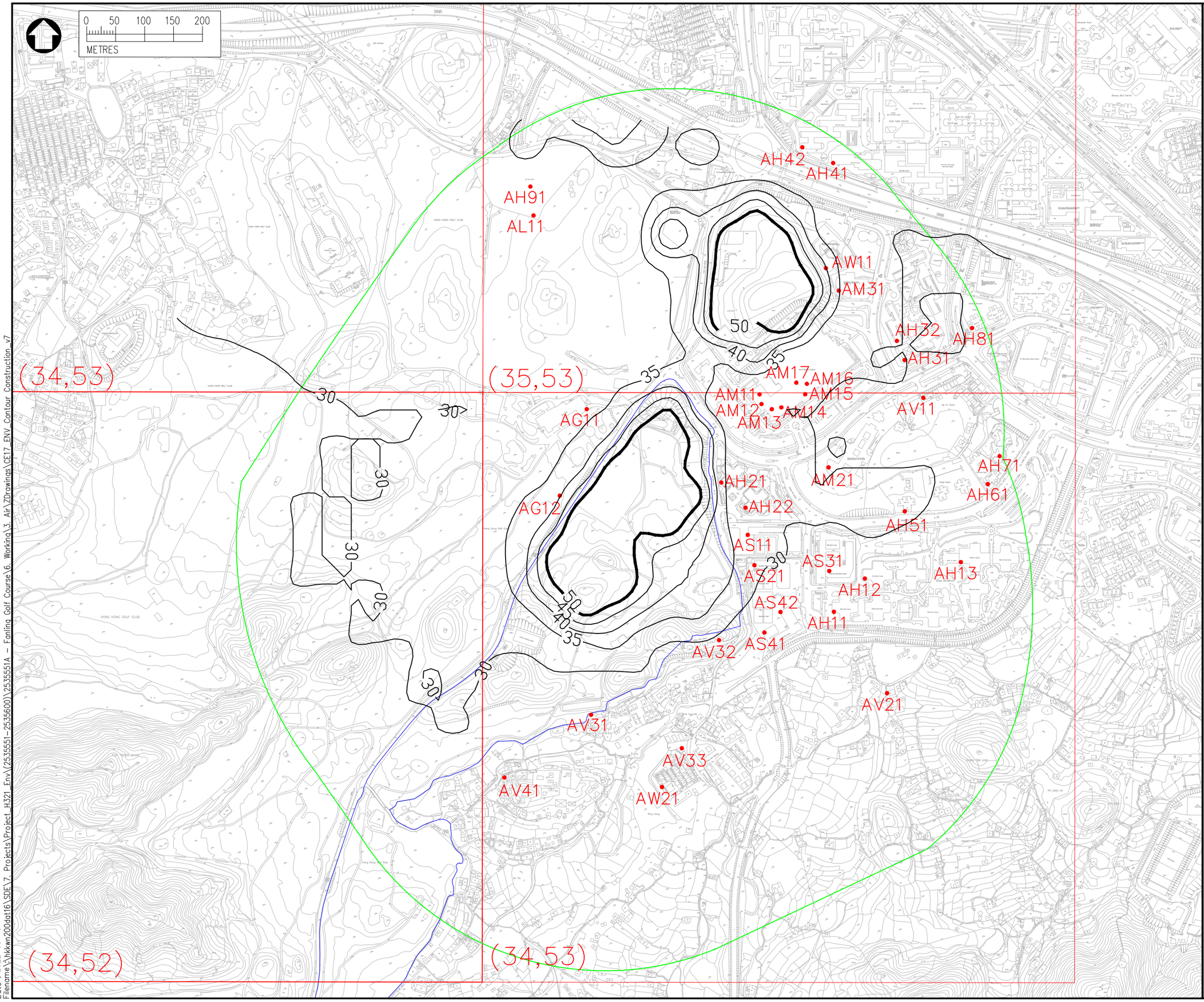

Date : 2022-05-10
Filename:\\hkkwn200dat16\SDE\7. Projects\Project H321 Env\(2535551-2535600)\2535551A - Fanling Golf Course\6. Working\3. Air\ZDrawings\CE17_ENV_Contour Construction_v7

NOTES :

1. ALL DIMENSIONS ARE IN MILLIMETRES UNLESS OTHERWISE STATED.
2. ALL LEVELS ARE IN METRES (M) AND RELATIVE TO HONG KONG PRINCIPAL DATUM (mPD).

LEGEND :

- PROJECT AREA
- 500M QUANTITATIVE ASSESSMENT AREA FOR CONSTRUCTION PHASE
- XX CONCENTRATIONS in (μg/m3)
- REPRESENTATIVE AIR SENSITIVE RECEIVERS

AQO LIMIT OF CONCENTRATIONS

TSP	1ST HOURLY	500	μg/m3
RSP	10TH DAILY	100	μg/m3
	ANNUAL	50	μg/m3
FSP	36TH DAILY	50	μg/m3
	19TH DAILY (Gov.)	50	μg/m3
	ANNUAL	25	μg/m3

Rev	Description	By	Date

Consultant

wsp

Project title

AGREEMENT NO. CE17/2019 (CE)
TECHNICAL STUDY ON PARTIAL DEVELOPMENT OF FANLING GOLF COURSE SITE – FEASIBILITY STUDY

Drawing title

CONTOURS OF CUMULATIVE ANNUAL PM10 CONCENTRATION AT 1.5MAG (CONSTRUCTION PHASE) (MITIGATED)

Drawing no. **FIGURE 3.5c** Rev. –

Drawn	Date	Checked	Approved
SC	MAY2022	CY	CCK

Scale 1:5000 (A3) Status –

© COPYRIGHT RESERVED

土木工程拓展署
CIVIL ENGINEERING AND DEVELOPMENT DEPARTMENT
CEDD
NORTH DEVELOPMENT OFFICE

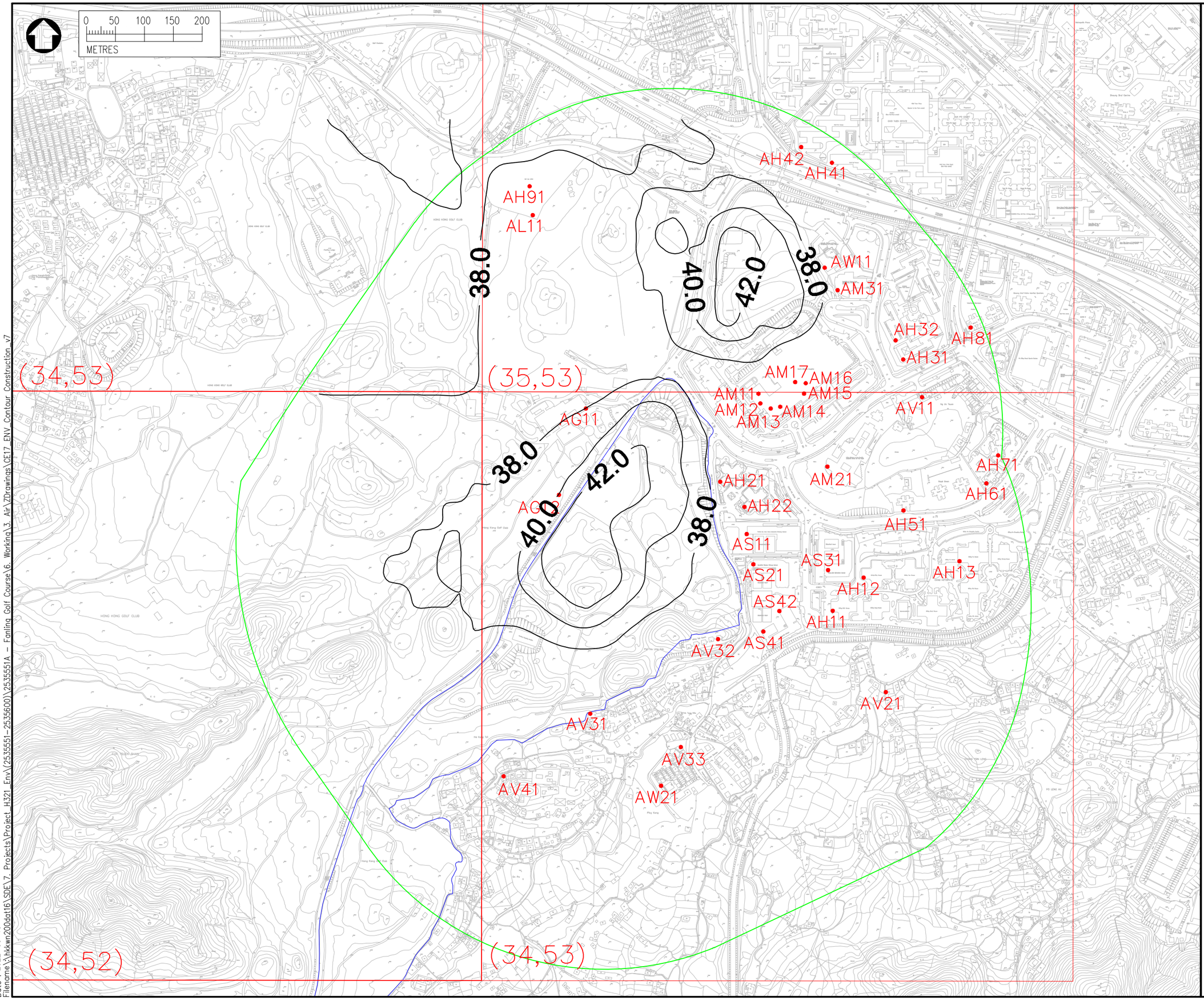

NOTES :

1. ALL DIMENSIONS ARE IN MILLIMETRES UNLESS OTHERWISE STATED.
2. ALL LEVELS ARE IN METRES (M) AND RELATIVE TO HONG KONG PRINCIPAL DATUM (mPD).

LEGEND :

- PROJECT AREA
- 500M QUANTITATIVE ASSESSMENT AREA FOR CONSTRUCTION PHASE
- XX CONCENTRATIONS in (μg/m3)
- REPRESENTATIVE AIR SENSITIVE RECEIVERS

AQO LIMIT OF CONCENTRATIONS

TSP	1ST HOURLY	500	μg/m3
RSP	10TH DAILY	100	μg/m3
	ANNUAL	50	μg/m3
FSP	36TH DAILY	50	μg/m3
	19TH DAILY (Gov.)	50	μg/m3
	ANNUAL	25	μg/m3

Rev	Description	By	Date

Consultant

wsp

Project title

AGREEMENT NO. CE17/2019 (CE)
TECHNICAL STUDY ON PARTIAL DEVELOPMENT OF FANLING GOLF COURSE SITE
– FEASIBILITY STUDY

Drawing title

CONTOURS OF CUMULATIVE 19TH DAILY PM2.5 CONCENTRATION AT 1.5MAG (CONSTRUCTION PHASE) (MITIGATED)

Drawing no.	Rev.
FIGURE 3.5d	–

Drawn	Date	Checked	Approved
SC	MAY2022	CY	CCK

Scale	Status
1:5000 (A3)	–

© COPYRIGHT RESERVED

土木工程拓展署
CIVIL ENGINEERING AND DEVELOPMENT DEPARTMENT
NORTH DEVELOPMENT OFFICE

Date : 2022-05-10
Filename:\\hkkwn200dat16\SDE\7. Projects\Project_H321_Env\(2535551-2535600)\2535551A - Fanling Golf Course\6. Working\3. Air\ZDrawings\CE17_ENV_Contour Construction_v7

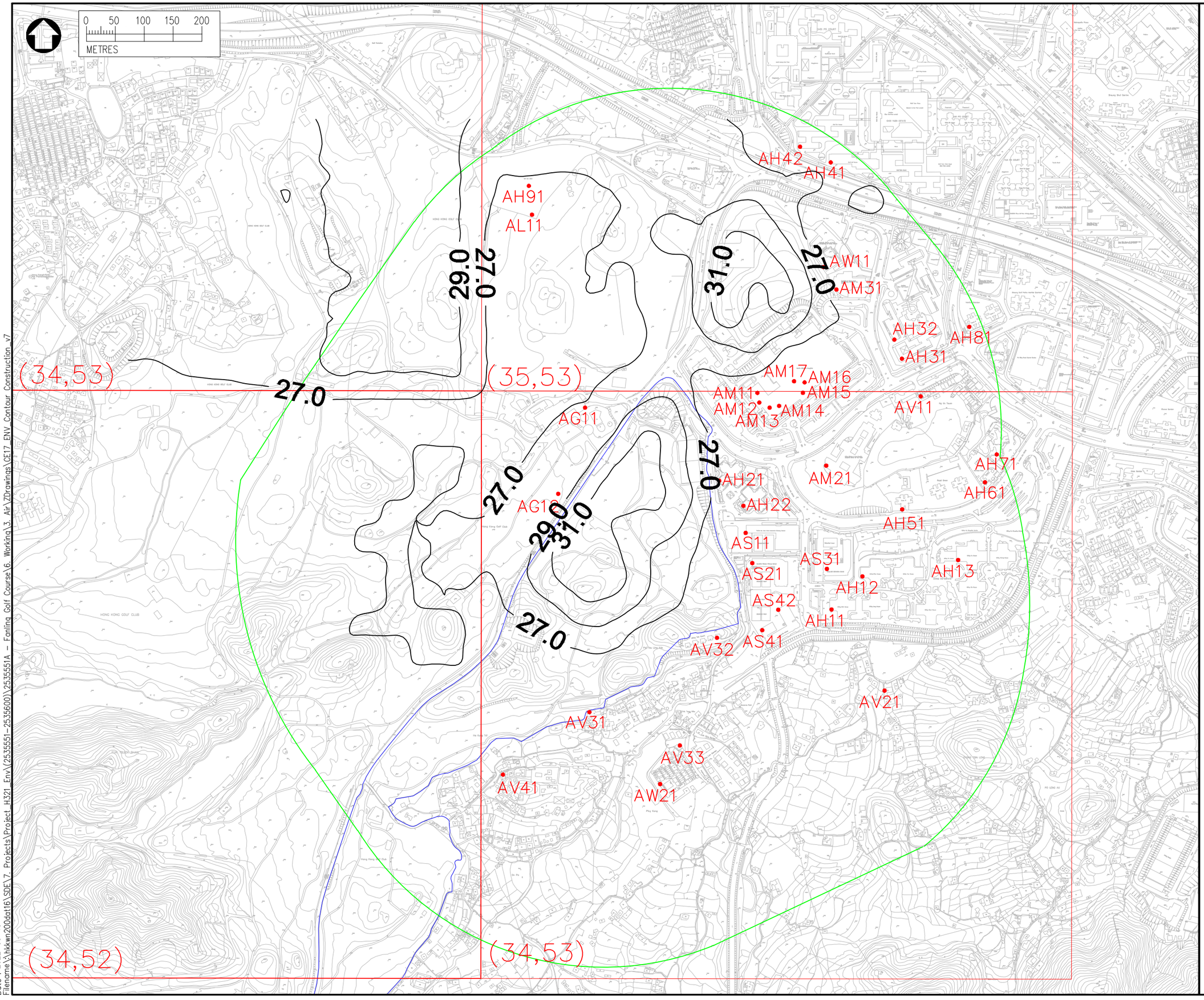

NOTES :

1. ALL DIMENSIONS ARE IN MILLIMETRES UNLESS OTHERWISE STATED.
2. ALL LEVELS ARE IN METRES (M) AND RELATIVE TO HONG KONG PRINCIPAL DATUM (mPD).

LEGEND :

- PROJECT AREA
- 500M QUANTITATIVE ASSESSMENT AREA FOR CONSTRUCTION PHASE
- XX CONCENTRATIONS in (μg/m3)
- REPRESENTATIVE AIR SENSITIVE RECEIVERS

AQO LIMIT OF CONCENTRATIONS

TSP	1ST HOURLY	500	μg/m3
RSP	10TH DAILY	100	μg/m3
	ANNUAL	50	μg/m3
FSP	36TH DAILY	50	μg/m3
	19TH DAILY (Gov.)	50	μg/m3
	ANNUAL	25	μg/m3

Rev	Description	By	Date

Consultant

wsp

Project title

AGREEMENT NO. CE17/2019 (CE)
TECHNICAL STUDY ON PARTIAL DEVELOPMENT OF FANLING GOLF COURSE SITE
– FEASIBILITY STUDY

Drawing title

CONTOURS OF CUMULATIVE 36TH DAILY PM2.5 CONCENTRATION AT 1.5MAG (CONSTRUCTION PHASE) (MITIGATED)

Drawing no.	Rev.
FIGURE 3.5e	–

Drawn	Date	Checked	Approved
SC	MAY2022	CY	CCK

Scale	Status
1:5000 (A3)	–

© COPYRIGHT RESERVED

土木工程拓展署
CIVIL ENGINEERING AND DEVELOPMENT DEPARTMENT
NORTH DEVELOPMENT OFFICE

Date : 2022-05-10
Filename:\\hkkwn200dat16\SDE\7. Projects\Project_H321_Env\(2535551-2535600)\2535551A - Fanling Golf Course\6. Working\3. Air\Drawings\CE17_ENV_Contour Construction_v7

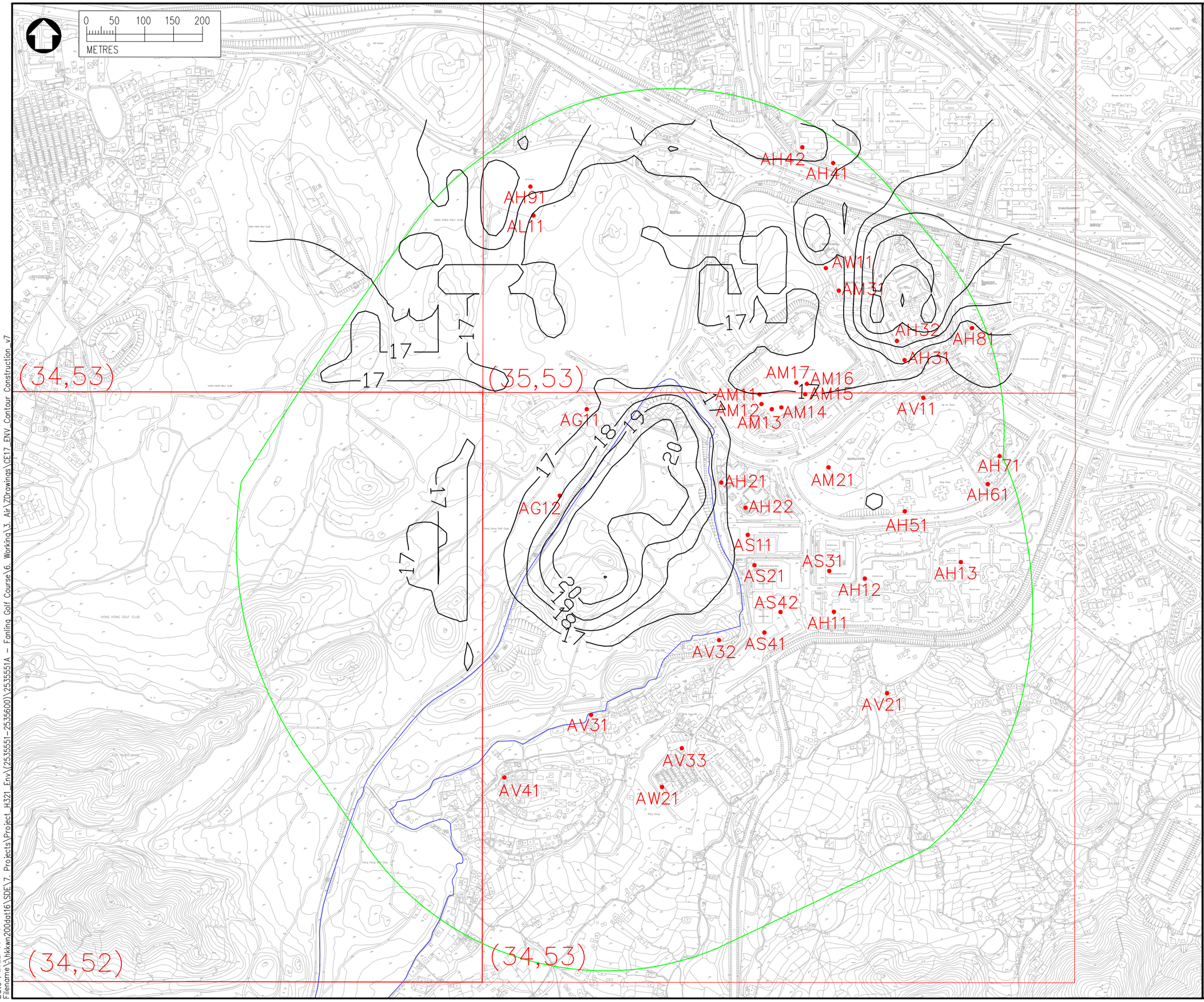

NOTES :

1. ALL DIMENSIONS ARE IN MILLIMETRES UNLESS OTHERWISE STATED.
2. ALL LEVELS ARE IN METRES (M) AND RELATIVE TO HONG KONG PRINCIPAL DATUM (mPD).

LEGEND :

- PROJECT AREA
- 500M QUANTITATIVE ASSESSMENT AREA FOR CONSTRUCTION PHASE
- XX CONCENTRATIONS in (μg/m3)
- REPRESENTATIVE AIR SENSITIVE RECEIVERS

AQO LIMIT OF CONCENTRATIONS

TSP	1ST HOURLY	500	μg/m3
RSP	10TH DAILY	100	μg/m3
	ANNUAL	50	μg/m3
FSP	36TH DAILY	50	μg/m3
	19TH DAILY (Gov.)	50	μg/m3
	ANNUAL	25	μg/m3

Rev	Description	By	Date

Consultant

wsp

Project title

AGREEMENT NO. CE17/2019 (CE)
TECHNICAL STUDY ON PARTIAL DEVELOPMENT OF FANLING GOLF COURSE SITE
– FEASIBILITY STUDY

Drawing title

CONTOURS OF CUMULATIVE ANNUAL PM2.5 CONCENTRATION AT 1.5MAG (CONSTRUCTION PHASE) (MITIGATED)

Drawing no. FIGURE 3.5f

Rev. –

Drawn	Date	Checked	Approved
SC	MAY2022	CY	CCK

Scale 1:5000 (A3)

Status –

© COPYRIGHT RESERVED

土木工程拓展署
CIVIL ENGINEERING AND DEVELOPMENT DEPARTMENT
CEDD
NORTH DEVELOPMENT OFFICE

Date : 2022-05-10
Filename:\\hkkwn200dat16\SDE\7. Projects\Project_H321_Env\(2535551-2535600)\2535551A - Fanling Golf Course\6. Working\3. Air\ZDrawings\CE17_ENV_Contour Construction_v7

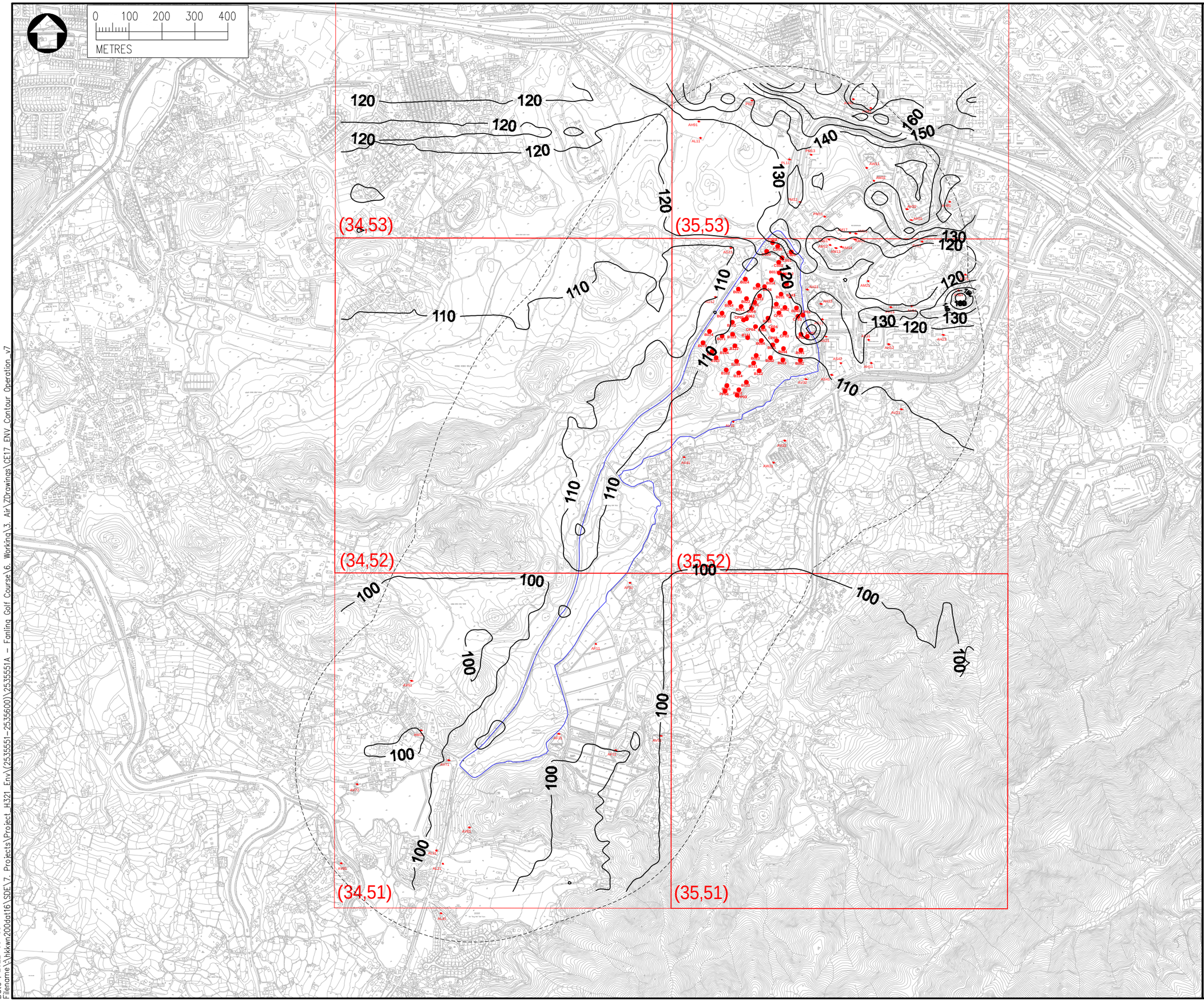

NOTES :

1. ALL DIMENSIONS ARE IN MILLIMETRES UNLESS OTHERWISE STATED.
2. ALL LEVELS ARE IN METRES (M) AND RELATIVE TO HONG KONG PRINCIPAL DATUM (mPD).

LEGEND :

PROJECT AREA

500m ASSESSMENT AREA

XX CONCENTRATIONS in (µg/m3)

AQO LIMIT OF CONCENTRATIONS

NO2	19TH HOURLY	200	µg/m3
	ANNUAL	40	µg/m3
RSP	10TH DAILY	100	µg/m3
	ANNUAL	50	µg/m3
FSP	19TH DAILY (Gov.)	50	µg/m3
	36TH DAILY	50	µg/m3
	ANNUAL	25	µg/m3

Rev	Description	By	Date

Consultant

wsp

Project title

AGREEMENT NO. CE17/2019 (CE)
TECHNICAL STUDY ON PARTIAL DEVELOPMENT OF FANLING GOLF COURSE SITE
– FEASIBILITY STUDY

Drawing title

CONTOURS OF CUMULATIVE 19TH DAILY NO2 CONCENTRATION AT 1.5MAG OPERATIONAL PHASE

Drawing no. FIGURE 3.6a

Rev. –

Drawn	Date	Checked	Approved
SC	MAY2022	CY	CCK

Scale 1:5000 (A3)

Status –

© COPYRIGHT RESERVED

土木工程拓展署
CIVIL ENGINEERING AND DEVELOPMENT DEPARTMENT
NORTH DEVELOPMENT OFFICE

Date : 2022-05-05
Filename:\\hkkwn200dat16\SDE\7. Projects\Project H321 Env\(2535551-2535600)\2535551A - Fanling Golf Course\6. Working\3. Air\ZDrawings\CE17_ENV_Contour Operation_v7

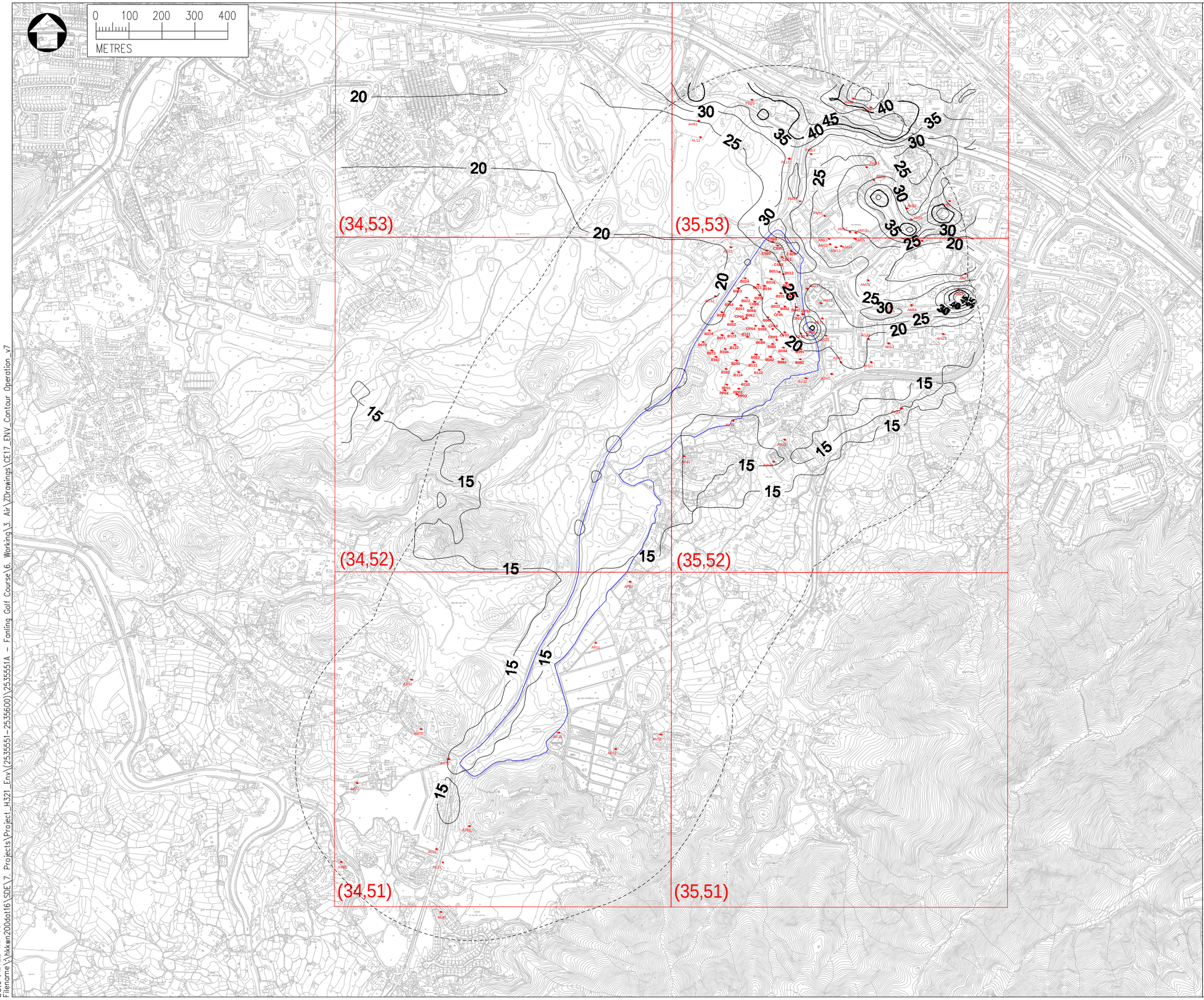

NOTES :

1. ALL DIMENSIONS ARE IN MILLIMETRES UNLESS OTHERWISE STATED.
2. ALL LEVELS ARE IN METRES (M) AND RELATIVE TO HONG KONG PRINCIPAL DATUM (mPD).

LEGEND :

PROJECT AREA

500m ASSESSMENT AREA

XX CONCENTRATIONS in (µg/m3)

AQO LIMIT OF CONCENTRATIONS

NO2	19TH HOURLY	200	µg/m3
	ANNUAL	40	µg/m3
RSP	10TH DAILY	100	µg/m3
	ANNUAL	50	µg/m3
FSP	19TH DAILY (Gov.)	50	µg/m3
	36TH DAILY	50	µg/m3
	ANNUAL	25	µg/m3

Rev	Description	By	Date

Consultant

wsp

Project title

AGREEMENT NO. CE17/2019 (CE)
TECHNICAL STUDY ON PARTIAL DEVELOPMENT OF FANLING GOLF COURSE SITE
– FEASIBILITY STUDY

Drawing title

CONTOURS OF CUMULATIVE ANNUAL NO2 CONCENTRATION AT 1.5MAG OPERATIONAL PHASE

Drawing no.			Rev.
FIGURE 3.6b			–
Drawn SC	Date MAY2022	Checked CY	Approved CCK
Scale 1:5000 (A3)		Status –	

© COPYRIGHT RESERVED

土木工程拓展署
CIVIL ENGINEERING AND DEVELOPMENT DEPARTMENT
NORTH DEVELOPMENT OFFICE

Date : 2022-05-05
Filename:\\hkkwn200dat16\SDE\7. Projects\Project_H321_Env\(2535551-2535600)\2535551A - Fanling Golf Course\6. Working\3. Air\ZDrawings\CE17_ENV_Contour Operation_v7

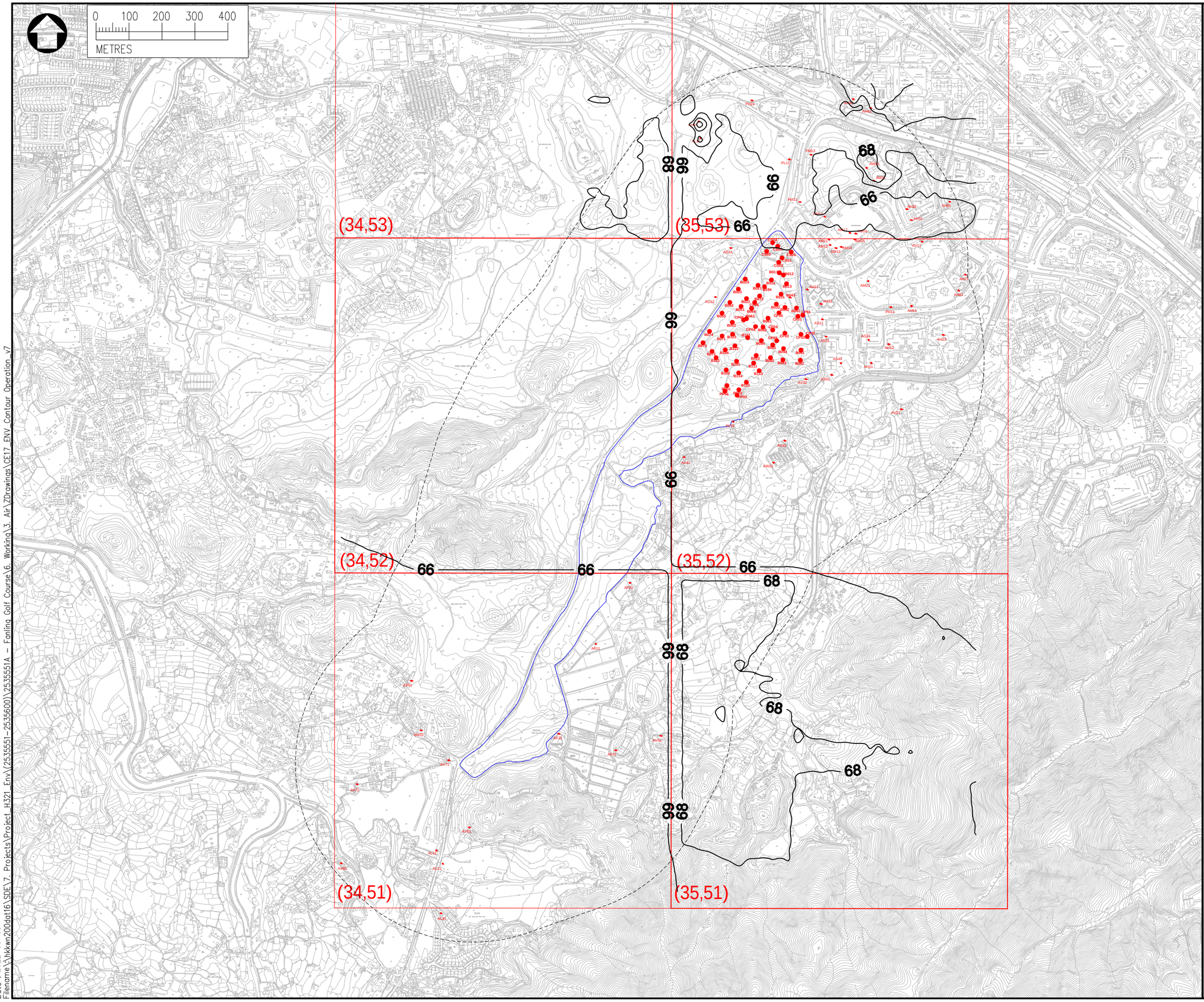

NOTES :

1. ALL DIMENSIONS ARE IN MILLIMETRES UNLESS OTHERWISE STATED.
2. ALL LEVELS ARE IN METRES (M) AND RELATIVE TO HONG KONG PRINCIPAL DATUM (mPD).

LEGEND :

PROJECT AREA

500m ASSESSMENT AREA

XX CONCENTRATIONS in (µg/m3)

AQO LIMIT OF CONCENTRATIONS

NO2	19TH HOURLY	200	µg/m3
	ANNUAL	40	µg/m3
RSP	10TH DAILY	100	µg/m3
	ANNUAL	50	µg/m3
FSP	19TH DAILY (Gov.)	50	µg/m3
	36TH DAILY	50	µg/m3
	ANNUAL	25	µg/m3

Rev	Description	By	Date

Consultant

wsp

Project title

AGREEMENT NO. CE17/2019 (CE)
TECHNICAL STUDY ON PARTIAL DEVELOPMENT OF FANLING GOLF COURSE SITE
– FEASIBILITY STUDY

Drawing title

CONTOURS OF CUMULATIVE 10TH DAILY PM10 CONCENTRATION AT 1.5MAG OPERATIONAL PHASE

Drawing no. FIGURE 3.6c

Rev. –

Drawn	Date	Checked	Approved
SC	MAY2022	CY	CCK

Scale 1:5000 (A3)

Status –

© COPYRIGHT RESERVED

土木工程拓展署
CIVIL ENGINEERING AND DEVELOPMENT DEPARTMENT
NORTH DEVELOPMENT OFFICE

Date : 2022-05-05
Filename:\\hkkwn200dat16\SDE\7. Projects\Project H321 Env\(2535551-2535600)\2535551A - Fanling Golf Course\6. Working\3. Air\2Drawings\CE17_ENV_Contour Operation_v7

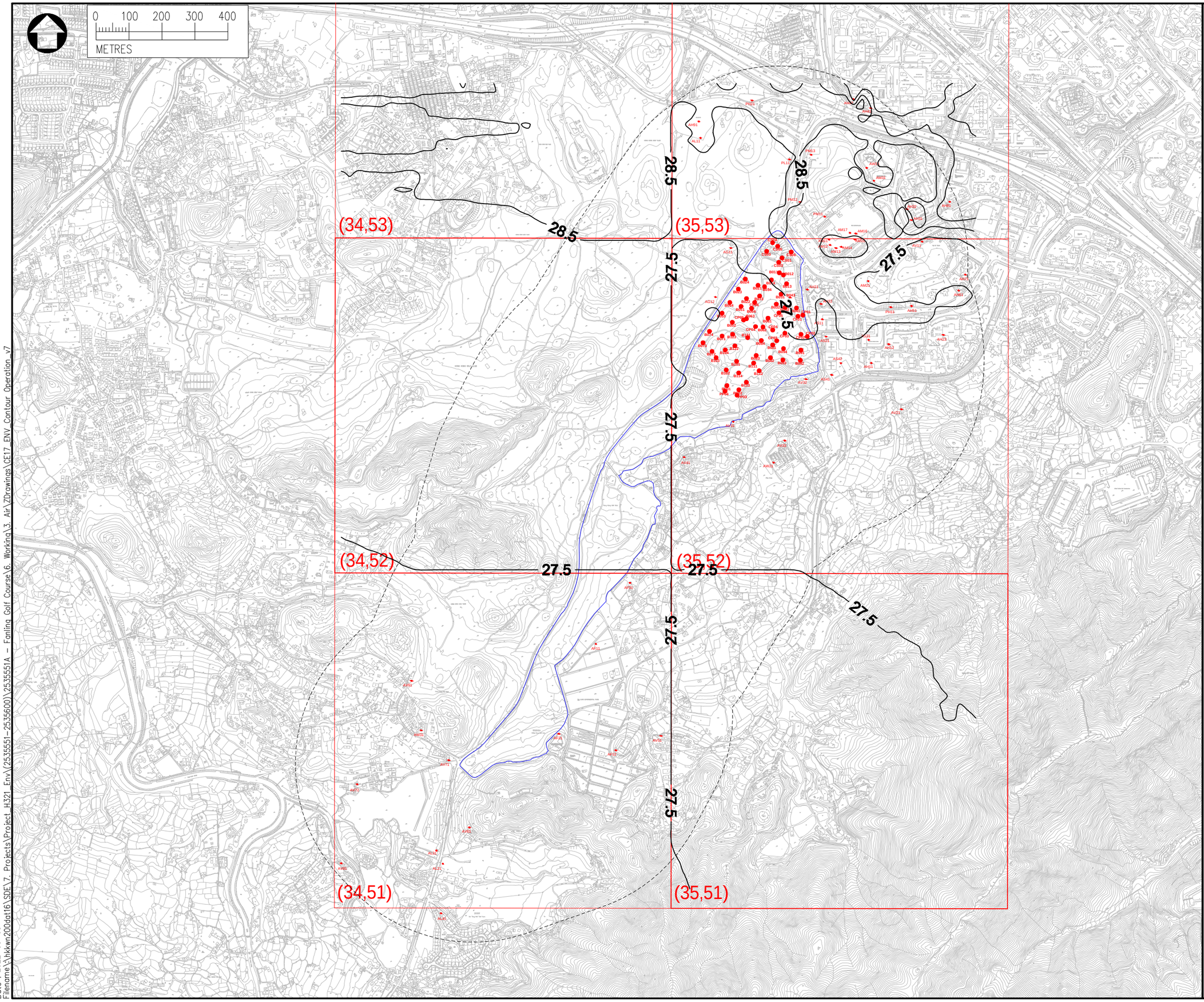

NOTES :

1. ALL DIMENSIONS ARE IN MILLIMETRES UNLESS OTHERWISE STATED.
2. ALL LEVELS ARE IN METRES (M) AND RELATIVE TO HONG KONG PRINCIPAL DATUM (mPD).

LEGEND :

PROJECT AREA

500m ASSESSMENT AREA

XX CONCENTRATIONS in (μg/m3)

AQO LIMIT OF CONCENTRATIONS

NO2	19TH HOURLY	200	μg/m3
	ANNUAL	40	μg/m3
RSP	10TH DAILY	100	μg/m3
	ANNUAL	50	μg/m3
FSP	19TH DAILY (Gov.)	50	μg/m3
	36TH DAILY	50	μg/m3
	ANNUAL	25	μg/m3

Rev	Description	By	Date

Consultant

wsp

Project title

AGREEMENT NO. CE17/2019 (CE)
TECHNICAL STUDY ON PARTIAL DEVELOPMENT OF FANLING GOLF COURSE SITE
– FEASIBILITY STUDY

Drawing title

CONTOURS OF CUMULATIVE ANNUAL PM10 CONCENTRATION AT 1.5MAG OPERATIONAL PHASE

Drawing no.	Rev.
FIGURE 3.6d	–

Drawn	Date	Checked	Approved
SC	MAY2022	CY	CCK

Scale	Status
1:5000 (A3)	–

© COPYRIGHT RESERVED

土木工程拓展署
CIVIL ENGINEERING AND DEVELOPMENT DEPARTMENT
NORTH DEVELOPMENT OFFICE

Date : 2022-05-05
Filename:\\hkkwn200dat16\SDE\7. Projects\Project H321 Env\(2535551-2535600)\2535551A - Fanling Golf Course\6. Working\3. Air\Drawings\CE17_ENV_Contour Operation_v7

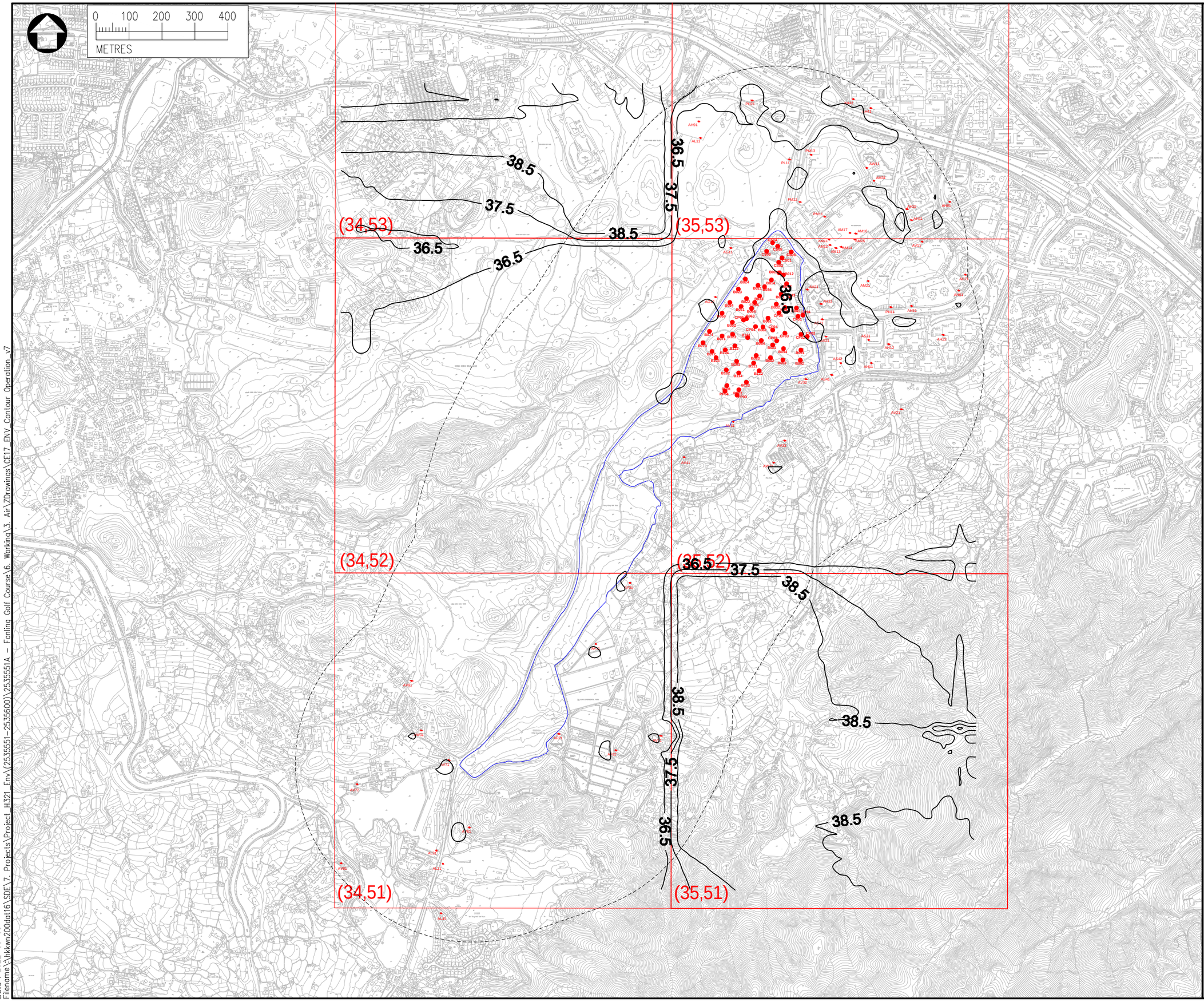

NOTES :

1. ALL DIMENSIONS ARE IN MILLIMETRES UNLESS OTHERWISE STATED.
2. ALL LEVELS ARE IN METRES (M) AND RELATIVE TO HONG KONG PRINCIPAL DATUM (mPD).

LEGEND :

PROJECT AREA

500m ASSESSMENT AREA

XX CONCENTRATIONS in (μg/m3)

AQO LIMIT OF CONCENTRATIONS

NO2	19TH HOURLY	200	μg/m3
	ANNUAL	40	μg/m3
RSP	10TH DAILY	100	μg/m3
	ANNUAL	50	μg/m3
FSP	19TH DAILY (Gov.)	50	μg/m3
	36TH DAILY	50	μg/m3
	ANNUAL	25	μg/m3

Rev	Description	By	Date

Consultant

wsp

Project title

AGREEMENT NO. CE17/2019 (CE)
TECHNICAL STUDY ON PARTIAL DEVELOPMENT OF FANLING GOLF COURSE SITE
– FEASIBILITY STUDY

Drawing title

CONTOURS OF CUMULATIVE 19TH DAILY PM2.5 CONCENTRATION AT 1.5MAG OPERATIONAL PHASE

Drawing no.	Rev.
FIGURE 3.6e	–

Drawn	Date	Checked	Approved
SC	MAY2022	CY	CCK

Scale	Status
1:5000 (A3)	–

© COPYRIGHT RESERVED

土木工程拓展署
CIVIL ENGINEERING AND DEVELOPMENT DEPARTMENT
NORTH DEVELOPMENT OFFICE

Date : 2022-05-05
Filename:\\hkkwn200dat16\SDE\7. Projects\Project H321 Env\(2535551-2535600)\2535551A - Fanling Golf Course\6. Working\3. Air\ZDrawings\CE17_ENV_Contour Operation_v7

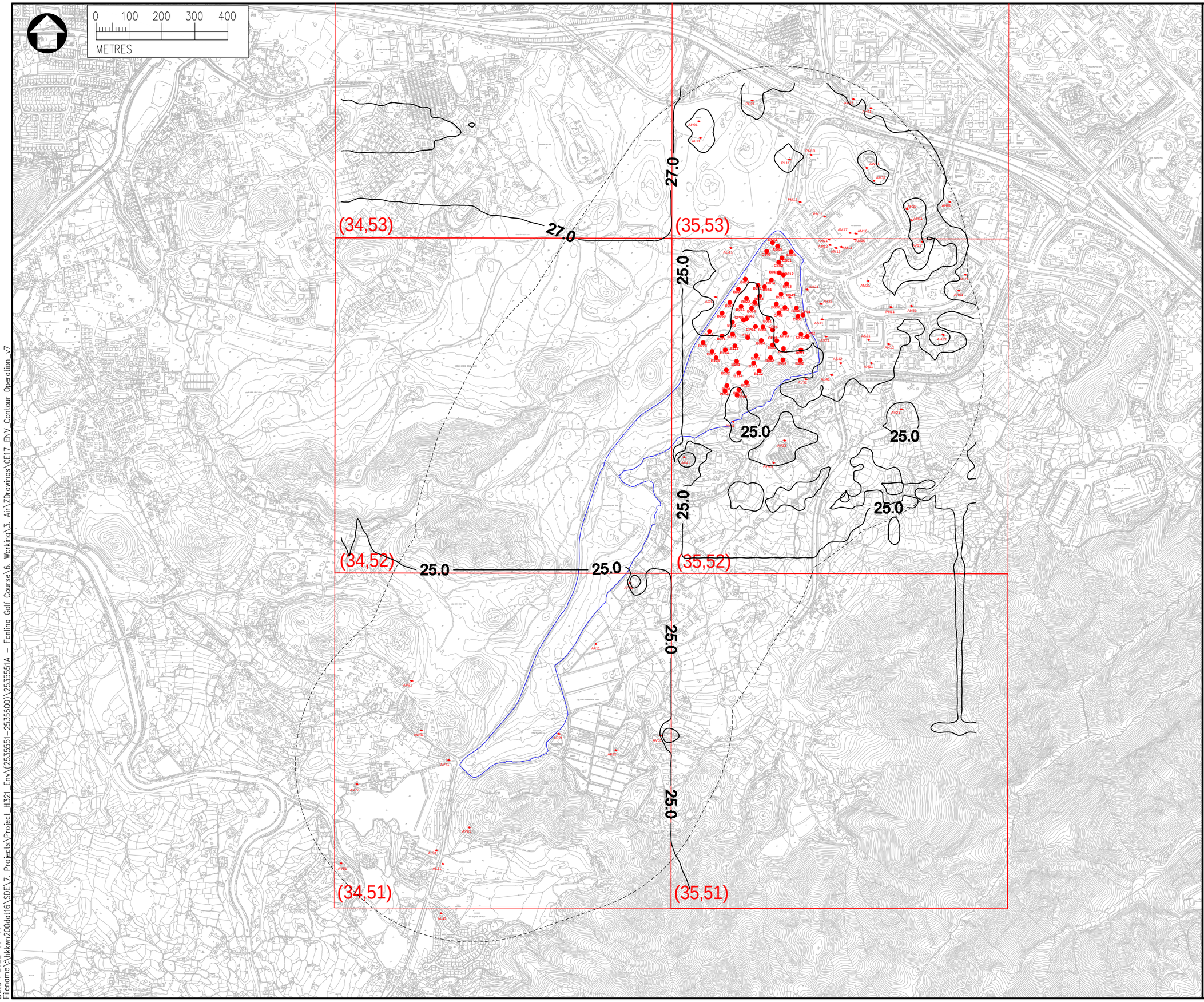

NOTES :

1. ALL DIMENSIONS ARE IN MILLIMETRES UNLESS OTHERWISE STATED.
2. ALL LEVELS ARE IN METRES (M) AND RELATIVE TO HONG KONG PRINCIPAL DATUM (mPD).

LEGEND :

PROJECT AREA

500m ASSESSMENT AREA

XX CONCENTRATIONS in (µg/m3)

AQO LIMIT OF CONCENTRATIONS

NO2	19TH HOURLY	200	µg/m3
	ANNUAL	40	µg/m3
RSP	10TH DAILY	100	µg/m3
	ANNUAL	50	µg/m3
FSP	19TH DAILY (Gov.)	50	µg/m3
	36TH DAILY	50	µg/m3
	ANNUAL	25	µg/m3

Rev	Description	By	Date

Consultant

wsp

Project title

AGREEMENT NO. CE17/2019 (CE)
TECHNICAL STUDY ON PARTIAL DEVELOPMENT OF FANLING GOLF COURSE SITE
– FEASIBILITY STUDY

Drawing title

CONTOURS OF CUMULATIVE 36TH DAILY PM2.5 CONCENTRATION AT 1.5MAG OPERATIONAL PHASE

Drawing no. FIGURE 3.6f

Rev. –

Drawn	Date	Checked	Approved
SC	MAY2022	CY	CCK

Scale 1:5000 (A3)

Status –

© COPYRIGHT RESERVED

土木工程拓展署
CIVIL ENGINEERING AND DEVELOPMENT DEPARTMENT
NORTH DEVELOPMENT OFFICE

Date : 2022-05-05
Filename:\\hkkwn200dat16\SDE\7. Projects\Project H321 Env\(2535551-2535600)\2535551A - Fanling Golf Course\6. Working\3. Air\ZDrawings\CE17_ENV_Contour Operation_v7

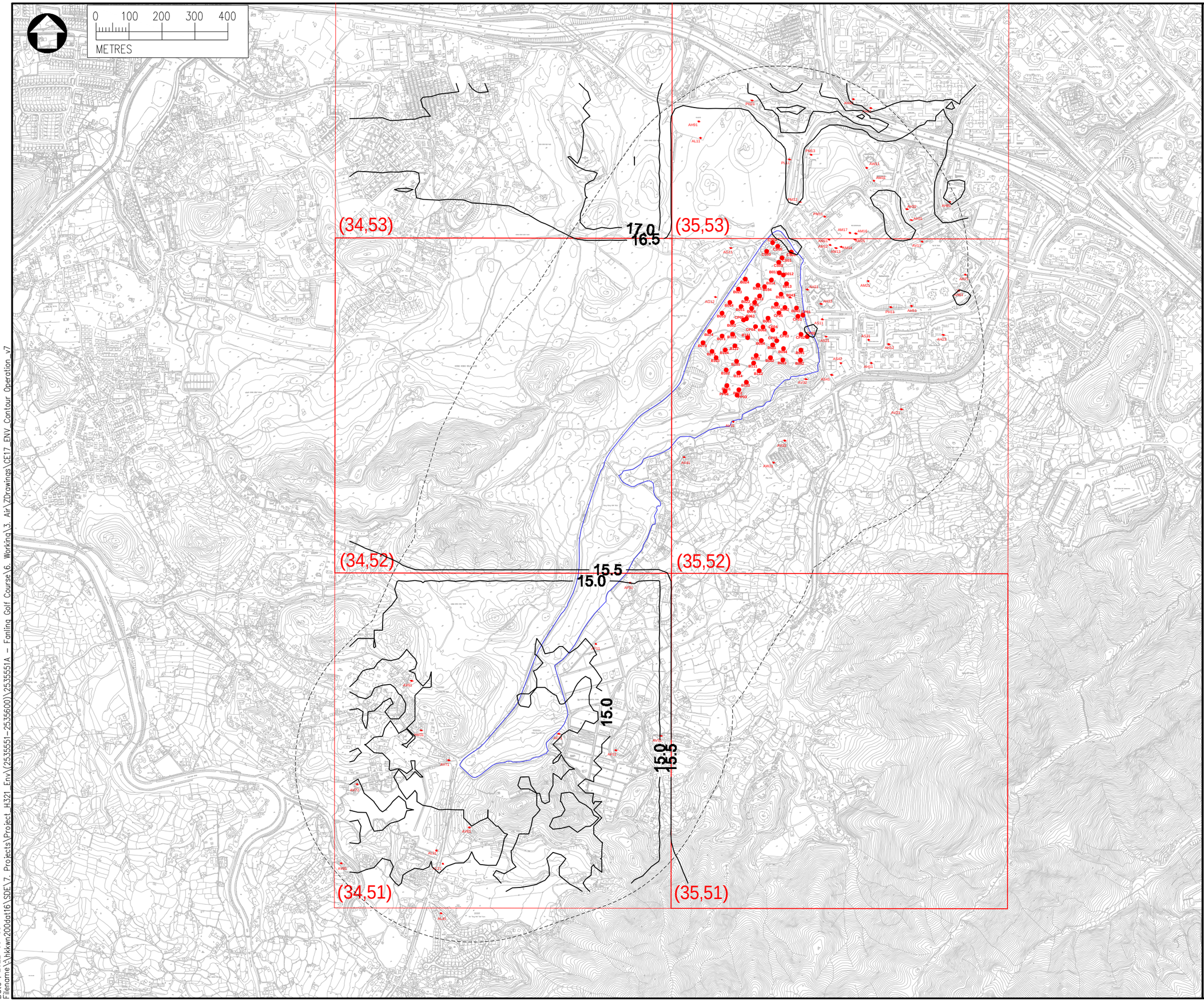

NOTES :

1. ALL DIMENSIONS ARE IN MILLIMETRES UNLESS OTHERWISE STATED.
2. ALL LEVELS ARE IN METRES (M) AND RELATIVE TO HONG KONG PRINCIPAL DATUM (mPD).

LEGEND :

PROJECT AREA

500m ASSESSMENT AREA

XX CONCENTRATIONS in (µg/m3)

AQO LIMIT OF CONCENTRATIONS

NO2	19TH HOURLY	200	µg/m3
	ANNUAL	40	µg/m3
RSP	10TH DAILY	100	µg/m3
	ANNUAL	50	µg/m3
FSP	19TH DAILY (Gov.)	50	µg/m3
	36TH DAILY	50	µg/m3
	ANNUAL	25	µg/m3

Rev	Description	By	Date

Consultant

wsp

Project title

AGREEMENT NO. CE17/2019 (CE)
TECHNICAL STUDY ON PARTIAL DEVELOPMENT OF FANLING GOLF COURSE SITE
– FEASIBILITY STUDY

Drawing title

CONTOURS OF CUMULATIVE ANNUAL PM2.5 CONCENTRATION AT 1.5MAG OPERATIONAL PHASE

Drawing no. FIGURE 3.6g

Rev. –

Drawn	Date	Checked	Approved
SC	MAY2022	CY	CCK

Scale 1:5000 (A3)

Status –

© COPYRIGHT RESERVED

土木工程拓展署
CIVIL ENGINEERING AND DEVELOPMENT DEPARTMENT
NORTH DEVELOPMENT OFFICE

Date : 2022-05-05
Filename:\\hkkwn200dat16\SDE\7. Projects\Project H321 Env\(2535551-2535600)\2535551A - Fanling Golf Course\6. Working\3. Air\ZDrawings\CE17_ENV_Contour Operation_v7

Appendix 3.1
Details of ASRs

List of ASRs (Outsite the Site)

ASR	ASRID	Description	X	Y	Flagpole	Grd mPD	Grid	Remarks
AH11	AH11_00150	Ching Ho Estate - Ching Chiu House	830932.58	839273.15	1.5	13.0	35,52	
AH11	AH11_00500	Ching Ho Estate - Ching Chiu House	830932.58	839273.15	5.0	13.0	35,52	
AH11	AH11_01000	Ching Ho Estate - Ching Chiu House	830932.58	839273.15	10.0	13.0	35,52	
AH11	AH11_01500	Ching Ho Estate - Ching Chiu House	830932.58	839273.15	15.0	13.0	35,52	
AH11	AH11_02000	Ching Ho Estate - Ching Chiu House	830932.58	839273.15	20.0	13.0	35,52	
AH11	AH11_02500	Ching Ho Estate - Ching Chiu House	830932.58	839273.15	25.0	13.0	35,52	
AH11	AH11_03000	Ching Ho Estate - Ching Chiu House	830932.58	839273.15	30.0	13.0	35,52	
AH11	AH11_04000	Ching Ho Estate - Ching Chiu House	830932.58	839273.15	40.0	13.0	35,52	
AH11	AH11_05000	Ching Ho Estate - Ching Chiu House	830932.58	839273.15	50.0	13.0	35,52	
AH11	AH11_07500	Ching Ho Estate - Ching Chiu House	830932.58	839273.15	75.0	13.0	35,52	
AH11	AH11_10000	Ching Ho Estate - Ching Chiu House	830932.58	839273.15	100.0	13.0	35,52	
AH12	AH12_00150	Ching Ho Estate - Ching Ping House	830987.13	839331.30	1.5	13.0	35,52	
AH12	AH12_00500	Ching Ho Estate - Ching Ping House	830987.13	839331.30	5.0	13.0	35,52	
AH12	AH12_01000	Ching Ho Estate - Ching Ping House	830987.13	839331.30	10.0	13.0	35,52	
AH12	AH12_01500	Ching Ho Estate - Ching Ping House	830987.13	839331.30	15.0	13.0	35,52	
AH12	AH12_02000	Ching Ho Estate - Ching Ping House	830987.13	839331.30	20.0	13.0	35,52	
AH12	AH12_02500	Ching Ho Estate - Ching Ping House	830987.13	839331.30	25.0	13.0	35,52	
AH12	AH12_03000	Ching Ho Estate - Ching Ping House	830987.13	839331.30	30.0	13.0	35,52	
AH12	AH12_04000	Ching Ho Estate - Ching Ping House	830987.13	839331.30	40.0	13.0	35,52	
AH12	AH12_05000	Ching Ho Estate - Ching Ping House	830987.13	839331.30	50.0	13.0	35,52	
AH12	AH12_07500	Ching Ho Estate - Ching Ping House	830987.13	839331.30	75.0	13.0	35,52	
AH12	AH12_10000	Ching Ho Estate - Ching Ping House	830987.13	839331.30	100.0	13.0	35,52	
AH13	AH13_00150	Ching Ho Estate - Ching Yu House	831151.53	839358.92	1.5	12.2	35,52	
AH13	AH13_00500	Ching Ho Estate - Ching Yu House	831151.53	839358.92	5.0	12.2	35,52	
AH13	AH13_01000	Ching Ho Estate - Ching Yu House	831151.53	839358.92	10.0	12.2	35,52	
AH13	AH13_01500	Ching Ho Estate - Ching Yu House	831151.53	839358.92	15.0	12.2	35,52	
AH13	AH13_02000	Ching Ho Estate - Ching Yu House	831151.53	839358.92	20.0	12.2	35,52	
AH13	AH13_02500	Ching Ho Estate - Ching Yu House	831151.53	839358.92	25.0	12.2	35,52	
AH13	AH13_03000	Ching Ho Estate - Ching Yu House	831151.53	839358.92	30.0	12.2	35,52	
AH13	AH13_04000	Ching Ho Estate - Ching Yu House	831151.53	839358.92	40.0	12.2	35,52	
AH13	AH13_05000	Ching Ho Estate - Ching Yu House	831151.53	839358.92	50.0	12.2	35,52	
AH13	AH13_07500	Ching Ho Estate - Ching Yu House	831151.53	839358.92	75.0	12.2	35,52	
AH13	AH13_10000	Ching Ho Estate - Ching Yu House	831151.53	839358.92	100.0	12.2	35,52	
AH21	AH21_00150	Cheung Lung Wai Estate - Ching Cheung House	830739.07	839496.43	1.5	13.6	35,52	
AH21	AH21_00500	Cheung Lung Wai Estate - Ching Cheung House	830739.07	839496.43	5.0	13.6	35,52	
AH21	AH21_01000	Cheung Lung Wai Estate - Ching Cheung House	830739.07	839496.43	10.0	13.6	35,52	
AH21	AH21_01500	Cheung Lung Wai Estate - Ching Cheung House	830739.07	839496.43	15.0	13.6	35,52	
AH21	AH21_02000	Cheung Lung Wai Estate - Ching Cheung House	830739.07	839496.43	20.0	13.6	35,52	
AH21	AH21_02500	Cheung Lung Wai Estate - Ching Cheung House	830739.07	839496.43	25.0	13.6	35,52	
AH21	AH21_03000	Cheung Lung Wai Estate - Ching Cheung House	830739.07	839496.43	30.0	13.6	35,52	
AH21	AH21_04000	Cheung Lung Wai Estate - Ching Cheung House	830739.07	839496.43	40.0	13.6	35,52	
AH21	AH21_05000	Cheung Lung Wai Estate - Ching Cheung House	830739.07	839496.43	50.0	13.6	35,52	
AH21	AH21_07500	Cheung Lung Wai Estate - Ching Cheung House	830739.07	839496.43	75.0	13.6	35,52	
AH21	AH21_10000	Cheung Lung Wai Estate - Ching Cheung House	830739.07	839496.43	100.0	13.6	35,52	
AH22	AH22_00150	Cheung Lung Wai Estate - King Cheung House	830781.99	839455.00	1.5	13.5	35,52	
AH22	AH22_00500	Cheung Lung Wai Estate - King Cheung House	830781.99	839455.00	5.0	13.5	35,52	
AH22	AH22_01000	Cheung Lung Wai Estate - King Cheung House	830781.99	839455.00	10.0	13.5	35,52	
AH22	AH22_01500	Cheung Lung Wai Estate - King Cheung House	830781.99	839455.00	15.0	13.5	35,52	
AH22	AH22_02000	Cheung Lung Wai Estate - King Cheung House	830781.99	839455.00	20.0	13.5	35,52	
AH22	AH22_02500	Cheung Lung Wai Estate - King Cheung House	830781.99	839455.00	25.0	13.5	35,52	
AH22	AH22_03000	Cheung Lung Wai Estate - King Cheung House	830781.99	839455.00	30.0	13.5	35,52	
AH22	AH22_04000	Cheung Lung Wai Estate - King Cheung House	830781.99	839455.00	40.0	13.5	35,52	
AH22	AH22_05000	Cheung Lung Wai Estate - King Cheung House	830781.99	839455.00	50.0	13.5	35,52	
AH22	AH22_07500	Cheung Lung Wai Estate - King Cheung House	830781.99	839455.00	75.0	13.5	35,52	
AH22	AH22_10000	Cheung Lung Wai Estate - King Cheung House	830781.99	839455.00	100.0	13.5	35,52	
AH31	AH31_00150	Tai Ping Estate - Tai Ping Kindergarden	831055.56	839708.37	1.5	11.3	35,53	
AH32	AH32_00150	Tai Ping Estate - Ping Hay House	831043.19	839741.07	1.5	11.3	35,53	
AH32	AH32_00500	Tai Ping Estate - Ping Hay House	831043.19	839741.07	5.0	11.3	35,53	
AH32	AH32_01000	Tai Ping Estate - Ping Hay House	831043.19	839741.07	10.0	11.3	35,53	
AH32	AH32_01500	Tai Ping Estate - Ping Hay House	831043.19	839741.07	15.0	11.3	35,53	
AH32	AH32_02000	Tai Ping Estate - Ping Hay House	831043.19	839741.07	20.0	11.3	35,53	
AH32	AH32_02500	Tai Ping Estate - Ping Hay House	831043.19	839741.07	25.0	11.3	35,53	
AH32	AH32_03000	Tai Ping Estate - Ping Hay House	831043.19	839741.07	30.0	11.3	35,53	
AH32	AH32_04000	Tai Ping Estate - Ping Hay House	831043.19	839741.07	40.0	11.3	35,53	
AH32	AH32_05000	Tai Ping Estate - Ping Hay House	831043.19	839741.07	50.0	11.3	35,53	
AH32	AH32_07500	Tai Ping Estate - Ping Hay House	831043.19	839741.07	75.0	11.3	35,53	
AH41	AH41_00150	Choi Yuen Estate - Choi Lai House	830931.87	840045.98	1.5	8.7	35,53	

List of ASRs (Outsite the Site)

ASR	ASRID	Description	X	Y	Flagpole	Grd mPD	Grid	Remarks
AH41	AH41_00500	Choi Yuen Estate - Choi Lai House	830931.87	840045.98	5.0	8.7	35,53	
AH41	AH41_01000	Choi Yuen Estate - Choi Lai House	830931.87	840045.98	10.0	8.7	35,53	
AH41	AH41_01500	Choi Yuen Estate - Choi Lai House	830931.87	840045.98	15.0	8.7	35,53	
AH41	AH41_02000	Choi Yuen Estate - Choi Lai House	830931.87	840045.98	20.0	8.7	35,53	
AH41	AH41_02500	Choi Yuen Estate - Choi Lai House	830931.87	840045.98	25.0	8.7	35,53	
AH41	AH41_03000	Choi Yuen Estate - Choi Lai House	830931.87	840045.98	30.0	8.7	35,53	
AH41	AH41_04000	Choi Yuen Estate - Choi Lai House	830931.87	840045.98	40.0	8.7	35,53	
AH41	AH41_05000	Choi Yuen Estate - Choi Lai House	830931.87	840045.98	50.0	8.7	35,53	
AH42	AH42_00150	Choi Yuen Estate - Choi Wu House	830879.50	840074.32	1.5	8.9	35,53	
AH42	AH42_00500	Choi Yuen Estate - Choi Wu House	830879.50	840074.32	5.0	8.9	35,53	
AH42	AH42_01000	Choi Yuen Estate - Choi Wu House	830879.50	840074.32	10.0	8.9	35,53	
AH42	AH42_01500	Choi Yuen Estate - Choi Wu House	830879.50	840074.32	15.0	8.9	35,53	
AH42	AH42_02000	Choi Yuen Estate - Choi Wu House	830879.50	840074.32	20.0	8.9	35,53	
AH42	AH42_02500	Choi Yuen Estate - Choi Wu House	830879.50	840074.32	25.0	8.9	35,53	
AH42	AH42_03000	Choi Yuen Estate - Choi Wu House	830879.50	840074.32	30.0	8.9	35,53	
AH42	AH42_04000	Choi Yuen Estate - Choi Wu House	830879.50	840074.32	40.0	8.9	35,53	
AH42	AH42_05000	Choi Yuen Estate - Choi Wu House	830879.50	840074.32	50.0	8.9	35,53	
AH42	AH42_07500	Choi Yuen Estate - Choi Wu House	830879.50	840074.32	75.0	8.9	35,53	
AH51	AH51_00150	Royal Green - Tower 3	831055.54	839449.21	1.5	11.6	35,52	
AH51	AH51_00500	Royal Green - Tower 3	831055.54	839449.21	5.0	11.6	35,52	
AH51	AH51_01000	Royal Green - Tower 3	831055.54	839449.21	10.0	11.6	35,52	
AH51	AH51_01500	Royal Green - Tower 3	831055.54	839449.21	15.0	11.6	35,52	
AH51	AH51_02000	Royal Green - Tower 3	831055.54	839449.21	20.0	11.6	35,52	
AH51	AH51_02500	Royal Green - Tower 3	831055.54	839449.21	25.0	11.6	35,52	
AH51	AH51_03000	Royal Green - Tower 3	831055.54	839449.21	30.0	11.6	35,52	
AH51	AH51_04000	Royal Green - Tower 3	831055.54	839449.21	40.0	11.6	35,52	
AH51	AH51_05000	Royal Green - Tower 3	831055.54	839449.21	50.0	11.6	35,52	
AH51	AH51_07500	Royal Green - Tower 3	831055.54	839449.21	75.0	11.6	35,52	
AH51	AH51_10000	Royal Green - Tower 3	831055.54	839449.21	100.0	11.6	35,52	
AH61	AH61_00150	Glorious Peak	831199.14	839494.15	1.5	11.0	35,52	
AH61	AH61_00500	Glorious Peak	831199.14	839494.15	5.0	11.0	35,52	
AH61	AH61_01000	Glorious Peak	831199.14	839494.15	10.0	11.0	35,52	
AH61	AH61_01500	Glorious Peak	831199.14	839494.15	15.0	11.0	35,52	
AH61	AH61_02000	Glorious Peak	831199.14	839494.15	20.0	11.0	35,52	
AH61	AH61_02500	Glorious Peak	831199.14	839494.15	25.0	11.0	35,52	
AH61	AH61_03000	Glorious Peak	831199.14	839494.15	30.0	11.0	35,52	
AH61	AH61_04000	Glorious Peak	831199.14	839494.15	40.0	11.0	35,52	
AH61	AH61_05000	Glorious Peak	831199.14	839494.15	50.0	11.0	35,52	
AH61	AH61_07500	Glorious Peak	831199.14	839494.15	75.0	11.0	35,52	
AH61	AH61_10000	Glorious Peak	831199.14	839494.15	100.0	11.0	35,52	
AH71	AH71_00150	8 Royal Green	831219.47	839542.38	1.5	11.8	35,52	
AH71	AH71_00500	8 Royal Green	831219.47	839542.38	5.0	11.8	35,52	
AH71	AH71_01000	8 Royal Green	831219.47	839542.38	10.0	11.8	35,52	
AH71	AH71_01500	8 Royal Green	831219.47	839542.38	15.0	11.8	35,52	
AH71	AH71_02000	8 Royal Green	831219.47	839542.38	20.0	11.8	35,52	
AH71	AH71_02500	8 Royal Green	831219.47	839542.38	25.0	11.8	35,52	
AH71	AH71_03000	8 Royal Green	831219.47	839542.38	30.0	11.8	35,52	
AH71	AH71_04000	8 Royal Green	831219.47	839542.38	40.0	11.8	35,52	
AH71	AH71_05000	8 Royal Green	831219.47	839542.38	50.0	11.8	35,52	
AH71	AH71_07500	8 Royal Green	831219.47	839542.38	75.0	11.8	35,52	
AH71	AH71_10000	8 Royal Green	831219.47	839542.38	100.0	11.8	35,52	
AH81	AH81_00150	Venice Garden - Block 2	831172.12	839763.03	1.5	10.0	35,53	
AH81	AH81_00500	Venice Garden - Block 2	831172.12	839763.03	5.0	10.0	35,53	
AH81	AH81_01000	Venice Garden - Block 2	831172.12	839763.03	10.0	10.0	35,53	
AH81	AH81_01500	Venice Garden - Block 2	831172.12	839763.03	15.0	10.0	35,53	
AH81	AH81_02000	Venice Garden - Block 2	831172.12	839763.03	20.0	10.0	35,53	
AH81	AH81_02500	Venice Garden - Block 2	831172.12	839763.03	25.0	10.0	35,53	
AH81	AH81_03000	Venice Garden - Block 2	831172.12	839763.03	30.0	10.0	35,53	
AH81	AH81_04000	Venice Garden - Block 2	831172.12	839763.03	40.0	10.0	35,53	
AH81	AH81_05000	Venice Garden - Block 2	831172.12	839763.03	50.0	10.0	35,53	
AH81	AH81_07500	Venice Garden - Block 2	831172.12	839763.03	75.0	10.0	35,53	
AH91	AH91_00150	Eden Manor - Tower 2	830410.36	840006.71	1.5	8.3	35,53	
AH91	AH91_00500	Eden Manor - Tower 2	830410.36	840006.71	5.0	8.3	35,53	
AH91	AH91_01000	Eden Manor - Tower 2	830410.36	840006.71	10.0	8.3	35,53	
AH91	AH91_01500	Eden Manor - Tower 2	830410.36	840006.71	15.0	8.3	35,53	
AH91	AH91_02000	Eden Manor - Tower 2	830410.36	840006.71	20.0	8.3	35,53	
AH91	AH91_02500	Eden Manor - Tower 2	830410.36	840006.71	25.0	8.3	35,53	

List of ASRs (Outsite the Site)

ASR	ASRID	Description	X	Y	Flagpole	Grd mPD	Grid	Remarks
AH91	AH91_03000	Eden Manor - Tower 2	830410.36	840006.71	30.0	8.3	35,53	
AH91	AH91_04000	Eden Manor - Tower 2	830410.36	840006.71	40.0	8.3	35,53	
AH91	AH91_05000	Eden Manor - Tower 2	830410.36	840006.71	50.0	8.3	35,53	
AH91	AH91_07500	Eden Manor - Tower 2	830410.36	840006.71	75.0	8.3	35,53	
AL11	AL11_00150	King's Gate - B1	830415.76	839956.88	1.5	8.3	35,53	
AL11	AL11_00500	King's Gate - B1	830415.76	839956.88	5.0	8.3	35,53	
AL11	AL11_01000	King's Gate - B1	830415.76	839956.88	10.0	8.3	35,53	
AL21	AL21_00150	The Green	829632.57	837752.60	1.5	31.1	34,51	
AL21	AL21_00500	The Green	829632.57	837752.60	5.0	31.1	34,51	
AL21	AL21_01000	The Green	829632.57	837752.60	10.0	31.1	34,51	
AL31	AL31_00150	Residential R(C)2 (Land Lot 1909 in D.D. 100)	829614.16	837792.85	1.5	32.7	34,51	
AL31	AL31_00500	Residential R(C)2 (Land Lot 1909 in D.D. 100)	829614.16	837792.85	5.0	32.7	34,51	
AL31	AL31_01000	Residential R(C)2 (Land Lot 1909 in D.D. 100)	829614.16	837792.85	10.0	32.7	34,51	
AV11	AV11_00150	Ng Uk Tsuen	831090.02	839641.36	1.5	12.5	35,52	
AV11	AV11_00500	Ng Uk Tsuen	831090.02	839641.36	5.0	12.5	35,52	
AV11	AV11_01000	Ng Uk Tsuen	831090.02	839641.36	10.0	12.5	35,52	
AV21	AV21_00150	Chong Tsin Leng	831024.96	839133.44	1.5	15.5	35,52	
AV21	AV21_00500	Chong Tsin Leng	831024.96	839133.44	5.0	15.5	35,52	
AV21	AV21_01000	Chong Tsin Leng	831024.96	839133.44	10.0	15.5	35,52	
AV31	AV31_00150	Ping Kong Village	830515.41	839097.68	1.5	15.6	35,52	
AV31	AV31_00500	Ping Kong Village	830515.41	839097.68	5.0	15.6	35,52	
AV31	AV31_01000	Ping Kong Village	830515.41	839097.68	10.0	15.6	35,52	
AV32	AV32_00150	Ming Tak Court	830737.18	839223.17	1.5	27.6	35,52	
AV32	AV32_00500	Ming Tak Court	830737.18	839223.17	5.0	27.6	35,52	
AV32	AV32_01000	Ming Tak Court	830737.18	839223.17	10.0	27.6	35,52	
AV33	AV33_00150	Ping Kong Village	830669.49	839037.16	1.5	13.1	35,52	
AV33	AV33_00500	Ping Kong Village	830669.49	839037.16	5.0	13.1	35,52	
AV33	AV33_01000	Ping Kong Village	830669.49	839037.16	10.0	13.1	35,52	
AV41	AV41_00150	On Po Tsuen	830366.67	838990.00	1.5	16.1	35,52	
AV41	AV41_00500	On Po Tsuen	830366.67	838990.00	5.0	16.1	35,52	
AV41	AV41_01000	On Po Tsuen	830366.67	838990.00	10.0	16.1	35,52	
AV51	AV51_00150	Tai Lung	830296.73	838143.05	1.5	26.6	34,51	
AV51	AV51_00500	Tai Lung	830296.73	838143.05	5.0	26.6	34,51	
AV51	AV51_01000	Tai Lung	830296.73	838143.05	10.0	26.6	34,51	
AV61	AV61_00150	Lin Tong Mei Tsoi Yuen	829713.35	837864.49	1.5	40.2	34,51	
AV61	AV61_00500	Lin Tong Mei Tsoi Yuen	829713.35	837864.49	5.0	40.2	34,51	
AV61	AV61_01000	Lin Tong Mei Tsoi Yuen	829713.35	837864.49	10.0	40.2	34,51	
AV71	AV71_00150	Lin Tong Mei	829650.92	838072.88	1.5	35.2	34,51	
AV71	AV71_00500	Lin Tong Mei	829650.92	838072.88	5.0	35.2	34,51	
AV71	AV71_01000	Lin Tong Mei	829650.92	838072.88	10.0	35.2	34,51	
AV72	AV72_00150	Lin Tong Mei	829373.93	837995.45	1.5	25.7	34,51	
AV72	AV72_00500	Lin Tong Mei	829373.93	837995.45	5.0	25.7	34,51	
AV72	AV72_01000	Lin Tong Mei	829373.93	837995.45	10.0	25.7	34,51	
AV81	AV81_00150	Chan Uk Po	829324.85	837757.10	1.5	23.1	34,51	
AV81	AV81_00500	Chan Uk Po	829324.85	837757.10	5.0	23.1	34,51	
AV81	AV81_01000	Chan Uk Po	829324.85	837757.10	10.0	23.1	34,51	
AV91	AV91_00150	Tong Kung Leng	829539.59	838308.72	1.5	39.1	34,51	
AV91	AV91_00500	Tong Kung Leng	829539.59	838308.72	5.0	39.1	34,51	
AV91	AV91_01000	Tong Kung Leng	829539.59	838308.72	10.0	39.1	34,51	
AW11	AW11_00150	Catholic Diocese of Hong Kong Mother of Christ Church	830918.25	839867.35	1.5	10.8	35,53	
AW11	AW11_00500	Catholic Diocese of Hong Kong Mother of Christ Church	830918.25	839867.35	5.0	10.8	35,53	
AW11	AW11_01000	Catholic Diocese of Hong Kong Mother of Christ Church	830918.25	839867.35	10.0	10.8	35,53	
AW11	AW11_01500	Catholic Diocese of Hong Kong Mother of Christ Church	830918.25	839867.35	15.0	10.8	35,53	
AW21	AW21_00150	Ping Kong Tin Hau Temple	830639.14	838973.47	1.5	14.4	35,52	
AW21	AW21_00500	Ping Kong Tin Hau Temple	830639.14	838973.47	5.0	14.4	35,52	
AW31	AW31_00150	Ebenezer Christian Church	829568.21	838158.38	1.5	42.5	34,51	
AW31	AW31_00500	Ebenezer Christian Church	829568.21	838158.38	5.0	42.5	34,51	
AS11	AS11_00150	TWGHs Ma Kam Chan Memorial Primary School	830783.71	839405.25	1.5	13.6	35,52	
AS11	AS11_00500	TWGHs Ma Kam Chan Memorial Primary School	830783.71	839405.25	5.0	13.6	35,52	
AS11	AS11_01000	TWGHs Ma Kam Chan Memorial Primary School	830783.71	839405.25	10.0	13.6	35,52	
AS11	AS11_01500	TWGHs Ma Kam Chan Memorial Primary School	830783.71	839405.25	15.0	13.6	35,52	
AS11	AS11_02000	TWGHs Ma Kam Chan Memorial Primary School	830783.71	839405.25	20.0	13.6	35,52	
AS11	AS11_02500	TWGHs Ma Kam Chan Memorial Primary School	830783.71	839405.25	25.0	13.6	35,52	
AS21	AS21_00150	HHCKLA Buddhist Wisdom Primary School	830797.17	839355.04	1.5	13.1	35,52	
AS21	AS21_00500	HHCKLA Buddhist Wisdom Primary School	830797.17	839355.04	5.0	13.1	35,52	
AS21	AS21_01000	HHCKLA Buddhist Wisdom Primary School	830797.17	839355.04	10.0	13.1	35,52	
AS21	AS21_01500	HHCKLA Buddhist Wisdom Primary School	830797.17	839355.04	15.0	13.1	35,52	

List of ASRs (Outsite the Site)

ASR	ASRID	Description	X	Y	Flagpole	Grd mPD	Grid	Remarks
AS21	AS21_02000	HHCKLA Buddhist Wisdom Primary School	830797.17	839355.04	20.0	13.1	35,52	
AS21	AS21_02500	HHCKLA Buddhist Wisdom Primary School	830797.17	839355.04	25.0	13.1	35,52	
AS31	AS31_00150	Tsang Mui Millennium School	830927.28	839342.49	1.5	13.2	35,52	
AS31	AS31_00500	Tsang Mui Millennium School	830927.28	839342.49	5.0	13.2	35,52	
AS31	AS31_01000	Tsang Mui Millennium School	830927.28	839342.49	10.0	13.2	35,52	
AS31	AS31_01500	Tsang Mui Millennium School	830927.28	839342.49	15.0	13.2	35,52	
AS31	AS31_02000	Tsang Mui Millennium School	830927.28	839342.49	20.0	13.2	35,52	
AS31	AS31_02500	Tsang Mui Millennium School	830927.28	839342.49	25.0	13.2	35,52	
AS41	AS41_00150	Elegantia College	830815.12	839241.17	1.5	13.4	35,52	
AS41	AS41_00500	Elegantia College	830815.12	839241.17	5.0	13.4	35,52	
AS41	AS41_01000	Elegantia College	830815.12	839241.17	10.0	13.4	35,52	
AS41	AS41_01500	Elegantia College	830815.12	839241.17	15.0	13.4	35,52	
AS41	AS41_02000	Elegantia College	830815.12	839241.17	20.0	13.4	35,52	
AS41	AS41_02500	Elegantia College	830815.12	839241.17	25.0	13.4	35,52	
AS42	AS42_00150	Elegantia College	830842.04	839275.24	1.5	13.4	35,52	
AS42	AS42_00500	Elegantia College	830842.04	839275.24	5.0	13.4	35,52	
AS42	AS42_01000	Elegantia College	830842.04	839275.24	10.0	13.4	35,52	
AS42	AS42_01500	Elegantia College	830842.04	839275.24	15.0	13.4	35,52	
AS42	AS42_02000	Elegantia College	830842.04	839275.24	20.0	13.4	35,52	
AS42	AS42_02500	Elegantia College	830842.04	839275.24	25.0	13.4	35,52	
AM11	AM11_00TOP	North District Hospital	830805.12	839648.45	33.8	12.0	35,52	
AM12	AM12_00TOP	North District Hospital	830808.05	839631.85	33.8	12.0	35,52	
AM13	AM13_00TOP	North District Hospital	830826.62	839622.08	33.8	12.0	35,52	
AM14	AM14_00TOP	North District Hospital	830842.58	839626.31	33.8	12.0	35,52	
AM15	AM15_00TOP	North District Hospital	830883.94	839648.78	33.8	12.0	35,52	
AM16	AM16_00TOP	North District Hospital	830886.55	839667.00	33.8	12.0	35,53	
AM17	AM17_00TOP	North District Hospital	830868.63	839668.96	33.8	12.0	35,53	
AM21	AM21_00150	Little Sisters of the Poor Saint Joseph's Home for the Aged	830923.52	839526.89	1.5	13.7	35,52	
AM21	AM21_00500	Little Sisters of the Poor Saint Joseph's Home for the Aged	830923.52	839526.89	5.0	13.7	35,52	
AM21	AM21_01000	Little Sisters of the Poor Saint Joseph's Home for the Aged	830923.52	839526.89	10.0	13.7	35,52	
AM21	AM21_01500	Little Sisters of the Poor Saint Joseph's Home for the Aged	830923.52	839526.89	15.0	13.7	35,52	
AM21	AM21_02000	Little Sisters of the Poor Saint Joseph's Home for the Aged	830923.52	839526.89	20.0	13.7	35,52	
AM31	AM31_00150	Buddhist Li Chong Yuet Ming Nursing Home for The Elderly	830943.55	839827.89	1.5	11.3	35,53	
AM31	AM31_00500	Buddhist Li Chong Yuet Ming Nursing Home for The Elderly	830943.55	839827.89	5.0	11.3	35,53	
AM31	AM31_01000	Buddhist Li Chong Yuet Ming Nursing Home for The Elderly	830943.55	839827.89	10.0	11.3	35,53	
AM31	AM31_01500	Buddhist Li Chong Yuet Ming Nursing Home for The Elderly	830943.55	839827.89	15.0	11.3	35,53	
AM31	AM31_02000	Buddhist Li Chong Yuet Ming Nursing Home for The Elderly	830943.5471	839827.8917	20	11.3	35,53	
AM31	AM31_02500	Buddhist Li Chong Yuet Ming Nursing Home for The Elderly	830943.5471	839827.8917	25	11.3	35,53	
AG11	AG11_00150	The Hong Kong Golf Club	830505.3622	839622.8176	1.5	15.6	35,52	
AG11	AG11_00500	The Hong Kong Golf Club	830505.3622	839622.8176	5	15.6	35,52	
AG11	AG11_01000	The Hong Kong Golf Club	830505.3622	839622.8176	10	15.6	35,52	
AG12	AG12_00150	The Hong Kong Golf Club	830461.4133	839470.8043	1.5	14.3	35,52	
AF11	AF11_00150	Tai Lung Experiment Farm	830098.1477	838425.8551	1.5	19.6	34,51	
AF11	AF11_00500	Tai Lung Experiment Farm	830098.1477	838425.8551	5	19.6	34,51	
AF11	AF11_01000	Tai Lung Experiment Farm	830098.1477	838425.8551	10	19.6	34,51	
AF12	AF12_00150	Tai Lung Experiment Farm	830159.8043	838100.2081	1.5	36.2	34,51	
AF12	AF12_00500	Tai Lung Experiment Farm	830159.8043	838100.2081	5	36.2	34,51	
AF12	AF12_01000	Tai Lung Experiment Farm	830159.8043	838100.2081	10	36.2	34,51	
AF21	AF21_00150	Tai Lung Veterinary Laboratory	829984.6214	838150.0819	1.5	42.3	34,51	
AF21	AF21_00500	Tai Lung Veterinary Laboratory	829984.6214	838150.0819	5	42.3	34,51	
AF21	AF21_01000	Tai Lung Veterinary Laboratory	829984.6214	838150.0819	10	42.3	34,51	
AF31	AF31_00150	Hong Kong Canine Working and Agility Club Limited	830202.866	838607.748	1.5	17.2	34,51	
AF31	AF31_00500	Hong Kong Canine Working and Agility Club Limited	830202.866	838607.748	5	17.2	34,51	
Planned								
PH11	PH11_00150	Proposed Public Housing at Ching Hiu Road	830993.0962	839443.5177	1.5	10.1	35,52	
PH11	PH11_00500	Proposed Public Housing at Ching Hiu Road	830993.0962	839443.5177	5	10.1	35,52	
PH11	PH11_01000	Proposed Public Housing at Ching Hiu Road	830993.0962	839443.5177	10	10.1	35,52	
PH11	PH11_01500	Proposed Public Housing at Ching Hiu Road	830993.0962	839443.5177	15	10.1	35,52	
PH11	PH11_02000	Proposed Public Housing at Ching Hiu Road	830993.0962	839443.5177	20	10.1	35,52	
PH11	PH11_02500	Proposed Public Housing at Ching Hiu Road	830993.0962	839443.5177	25	10.1	35,52	
PH11	PH11_03000	Proposed Public Housing at Ching Hiu Road	830993.0962	839443.5177	30	10.1	35,52	
PH11	PH11_04000	Proposed Public Housing at Ching Hiu Road	830993.0962	839443.5177	40	10.1	35,52	
PH11	PH11_05000	Proposed Public Housing at Ching Hiu Road	830993.0962	839443.5177	50	10.1	35,52	
PH11	PH11_07500	Proposed Public Housing at Ching Hiu Road	830993.0962	839443.5177	75	10.1	35,52	
PH11	PH11_10000	Proposed Public Housing at Ching Hiu Road	830993.0962	839443.5177	100	10.1	35,52	
PH21	PH21_00150	Proposed Public Housing at Tai Tau Leng	830572.0116	840070.7236	1.5	7.7	35,53	
PH21	PH21_00500	Proposed Public Housing at Tai Tau Leng	830572.0116	840070.7236	5	7.7	35,53	

List of ASRs (Outsite the Site)

ASR	ASRID	Description	X	Y	Flagpole	Grd mPD	Grid	Remarks
PH21	PH21_01000	Proposed Public Housing at Tai Tau Leng	830572.0116	840070.7236	10	7.7	35,53	
PH21	PH21_01500	Proposed Public Housing at Tai Tau Leng	830572.0116	840070.7236	15	7.7	35,53	
PH21	PH21_02000	Proposed Public Housing at Tai Tau Leng	830572.0116	840070.7236	20	7.7	35,53	
PH21	PH21_02500	Proposed Public Housing at Tai Tau Leng	830572.0116	840070.7236	25	7.7	35,53	
PH21	PH21_03000	Proposed Public Housing at Tai Tau Leng	830572.0116	840070.7236	30	7.7	35,53	
PH21	PH21_04000	Proposed Public Housing at Tai Tau Leng	830572.0116	840070.7236	40	7.7	35,53	
PH21	PH21_05000	Proposed Public Housing at Tai Tau Leng	830572.0116	840070.7236	50	7.7	35,53	
PH21	PH21_07500	Proposed Public Housing at Tai Tau Leng	830572.0116	840070.7236	75	7.7	35,53	
PH21	PH21_10000	Proposed Public Housing at Tai Tau Leng	830572.0116	840070.7236	100	7.7	35,53	
PL11	PL11_00150	Proposed Residential (Land Lot 4076 in D.D. 91)	830685.5451	839891.7318	1.5	9.8	35,53	
PL11	PL11_00500	Proposed Residential (Land Lot 4076 in D.D. 91)	830685.5451	839891.7318	5	9.8	35,53	
PL11	PL11_01000	Proposed Residential (Land Lot 4076 in D.D. 91)	830685.5451	839891.7318	10	9.8	35,53	
PM11	PM11_00TOP	North District hospital Expansion	830792.7406	839718.3757	33.8	12	35,53	
PM12	PM12_00TOP	North District hospital Expansion	830717.5278	839762.463	33.8	12	35,53	
PM13	PM13_00TOP	North District hospital Expansion	830751.1672	839905.94	33.8	12	35,53	

List of ASRs (Within the Site)

Index	ASR	ASRID	Description	X	Y	Flagpole	Actual mPD	Grd mPD	Grid	Remarks
1	B011	B011_GF	Block 1	830654.97	839547.81	1.5	16.0	14.5	35,52	
2	B011	B011_01	Block 1	830654.97	839547.81	8.0	22.5	14.5	35,52	
3	B011	B011_02	Block 1	830654.97	839547.81	10.8	25.3	14.5	35,52	
4	B011	B011_03	Block 1	830654.97	839547.81	13.6	28.1	14.5	35,52	
5	B011	B011_04	Block 1	830654.97	839547.81	16.4	30.9	14.5	35,52	
6	B011	B011_09	Block 1	830654.97	839547.81	30.4	44.9	14.5	35,52	
7	B011	B011_14	Block 1	830654.97	839547.81	44.4	58.9	14.5	35,52	
8	B011	B011_19	Block 1	830654.97	839547.81	58.4	72.9	14.5	35,52	
9	B011	B011_20	Block 1	830654.97	839547.81	61.2	75.7	14.5	35,52	
10	B011	B011_21	Block 1	830654.97	839547.81	64.0	78.5	14.5	35,52	
11	B011	B011_22	Block 1	830654.97	839547.81	66.8	81.3	14.5	35,52	
12	B011	B011_23	Block 1	830654.97	839547.81	69.6	84.1	14.5	35,52	
13	B011	B011_24	Block 1	830654.97	839547.81	72.4	86.9	14.5	35,52	
14	B011	B011_25	Block 1	830654.97	839547.81	75.2	89.7	14.5	35,52	
15	B011	B011_26	Block 1	830654.97	839547.81	78.0	92.5	14.5	35,52	
16	B011	B011_31	Block 1	830654.97	839547.81	92.0	106.5	14.5	35,52	
17	B011	B011_36	Block 1	830654.97	839547.81	106.0	120.5	14.5	35,52	
18	B012	B012_GF	Block 1	830666.88	839541.37	1.5	16.0	14.5	35,52	
19	B012	B012_01	Block 1	830666.88	839541.37	8.0	22.5	14.5	35,52	
20	B012	B012_02	Block 1	830666.88	839541.37	10.8	25.3	14.5	35,52	
21	B012	B012_03	Block 1	830666.88	839541.37	13.6	28.1	14.5	35,52	
22	B012	B012_04	Block 1	830666.88	839541.37	16.4	30.9	14.5	35,52	
23	B012	B012_09	Block 1	830666.88	839541.37	30.4	44.9	14.5	35,52	
24	B012	B012_14	Block 1	830666.88	839541.37	44.4	58.9	14.5	35,52	
25	B012	B012_19	Block 1	830666.88	839541.37	58.4	72.9	14.5	35,52	
26	B012	B012_20	Block 1	830666.88	839541.37	61.2	75.7	14.5	35,52	
27	B012	B012_21	Block 1	830666.88	839541.37	64.0	78.5	14.5	35,52	
28	B012	B012_22	Block 1	830666.88	839541.37	66.8	81.3	14.5	35,52	
29	B012	B012_23	Block 1	830666.88	839541.37	69.6	84.1	14.5	35,52	
30	B012	B012_24	Block 1	830666.88	839541.37	72.4	86.9	14.5	35,52	
31	B012	B012_25	Block 1	830666.88	839541.37	75.2	89.7	14.5	35,52	
32	B012	B012_26	Block 1	830666.88	839541.37	78.0	92.5	14.5	35,52	
33	B012	B012_31	Block 1	830666.88	839541.37	92.0	106.5	14.5	35,52	
34	B012	B012_36	Block 1	830666.88	839541.37	106.0	120.5	14.5	35,52	
35	B013	B013_GF	Block 1	830678.49	839514.65	1.5	16.0	14.5	35,52	
36	B013	B013_01	Block 1	830678.49	839514.65	8.0	22.5	14.5	35,52	
37	B013	B013_02	Block 1	830678.49	839514.65	10.8	25.3	14.5	35,52	
38	B013	B013_03	Block 1	830678.49	839514.65	13.6	28.1	14.5	35,52	
39	B013	B013_04	Block 1	830678.49	839514.65	16.4	30.9	14.5	35,52	
40	B013	B013_09	Block 1	830678.49	839514.65	30.4	44.9	14.5	35,52	
41	B013	B013_14	Block 1	830678.49	839514.65	44.4	58.9	14.5	35,52	
42	B013	B013_19	Block 1	830678.49	839514.65	58.4	72.9	14.5	35,52	
43	B013	B013_20	Block 1	830678.49	839514.65	61.2	75.7	14.5	35,52	
44	B013	B013_21	Block 1	830678.49	839514.65	64.0	78.5	14.5	35,52	
45	B013	B013_22	Block 1	830678.49	839514.65	66.8	81.3	14.5	35,52	
46	B013	B013_23	Block 1	830678.49	839514.65	69.6	84.1	14.5	35,52	
47	B013	B013_24	Block 1	830678.49	839514.65	72.4	86.9	14.5	35,52	
48	B013	B013_25	Block 1	830678.49	839514.65	75.2	89.7	14.5	35,52	
49	B013	B013_26	Block 1	830678.49	839514.65	78.0	92.5	14.5	35,52	
50	B013	B013_31	Block 1	830678.49	839514.65	92.0	106.5	14.5	35,52	
51	B013	B013_36	Block 1	830678.49	839514.65	106.0	120.5	14.5	35,52	
52	B014	B014_GF	Block 1	830630.74	839526.27	1.5	16.0	14.5	35,52	
53	B014	B014_01	Block 1	830630.74	839526.27	8.0	22.5	14.5	35,52	
54	B014	B014_02	Block 1	830630.74	839526.27	10.8	25.3	14.5	35,52	
55	B014	B014_03	Block 1	830630.74	839526.27	13.6	28.1	14.5	35,52	
56	B014	B014_04	Block 1	830630.74	839526.27	16.4	30.9	14.5	35,52	
57	B014	B014_09	Block 1	830630.74	839526.27	30.4	44.9	14.5	35,52	
58	B014	B014_14	Block 1	830630.74	839526.27	44.4	58.9	14.5	35,52	
59	B014	B014_19	Block 1	830630.74	839526.27	58.4	72.9	14.5	35,52	
60	B014	B014_20	Block 1	830630.74	839526.27	61.2	75.7	14.5	35,52	
61	B014	B014_21	Block 1	830630.74	839526.27	64.0	78.5	14.5	35,52	
62	B014	B014_22	Block 1	830630.74	839526.27	66.8	81.3	14.5	35,52	
63	B014	B014_23	Block 1	830630.74	839526.27	69.6	84.1	14.5	35,52	
64	B014	B014_24	Block 1	830630.74	839526.27	72.4	86.9	14.5	35,52	
65	B014	B014_25	Block 1	830630.74	839526.27	75.2	89.7	14.5	35,52	
66	B014	B014_26	Block 1	830630.74	839526.27	78.0	92.5	14.5	35,52	
67	B014	B014_31	Block 1	830630.74	839526.27	92.0	106.5	14.5	35,52	
68	B014	B014_36	Block 1	830630.74	839526.27	106.0	120.5	14.5	35,52	
69	B021	B021_GF	Block 2	830590.06	839509.88	1.5	17.5	16.0	35,52	

List of ASRs (Within the Site)

Index	ASR	ASRID	Description	X	Y	Flagpole	Actual mPD	Grd mPD	Grid	Remarks
70	B021	B021_01	Block 2	830590.06	839509.88	8.0	24.0	16.0	35,52	
71	B021	B021_02	Block 2	830590.06	839509.88	10.8	26.8	16.0	35,52	
72	B021	B021_03	Block 2	830590.06	839509.88	13.6	29.6	16.0	35,52	
73	B021	B021_04	Block 2	830590.06	839509.88	16.4	32.4	16.0	35,52	
74	B021	B021_09	Block 2	830590.06	839509.88	30.4	46.4	16.0	35,52	
75	B021	B021_14	Block 2	830590.06	839509.88	44.4	60.4	16.0	35,52	
76	B021	B021_19	Block 2	830590.06	839509.88	58.4	74.4	16.0	35,52	
77	B021	B021_20	Block 2	830590.06	839509.88	61.2	77.2	16.0	35,52	
78	B021	B021_21	Block 2	830590.06	839509.88	64.0	80.0	16.0	35,52	
79	B021	B021_22	Block 2	830590.06	839509.88	66.8	82.8	16.0	35,52	
80	B021	B021_23	Block 2	830590.06	839509.88	69.6	85.6	16.0	35,52	
81	B021	B021_24	Block 2	830590.06	839509.88	72.4	88.4	16.0	35,52	
82	B021	B021_25	Block 2	830590.06	839509.88	75.2	91.2	16.0	35,52	
83	B021	B021_30	Block 2	830590.06	839509.88	89.2	105.2	16.0	35,52	
84	B021	B021_35	Block 2	830590.06	839509.88	103.2	119.2	16.0	35,52	
85	B022	B022_GF	Block 2	830555.07	839469.90	1.5	17.5	16.0	35,52	
86	B022	B022_01	Block 2	830555.07	839469.90	8.0	24.0	16.0	35,52	
87	B022	B022_02	Block 2	830555.07	839469.90	10.8	26.8	16.0	35,52	
88	B022	B022_03	Block 2	830555.07	839469.90	13.6	29.6	16.0	35,52	
89	B022	B022_04	Block 2	830555.07	839469.90	16.4	32.4	16.0	35,52	
90	B022	B022_09	Block 2	830555.07	839469.90	30.4	46.4	16.0	35,52	
91	B022	B022_14	Block 2	830555.07	839469.90	44.4	60.4	16.0	35,52	
92	B022	B022_19	Block 2	830555.07	839469.90	58.4	74.4	16.0	35,52	
93	B022	B022_20	Block 2	830555.07	839469.90	61.2	77.2	16.0	35,52	
94	B022	B022_21	Block 2	830555.07	839469.90	64.0	80.0	16.0	35,52	
95	B022	B022_22	Block 2	830555.07	839469.90	66.8	82.8	16.0	35,52	
96	B022	B022_23	Block 2	830555.07	839469.90	69.6	85.6	16.0	35,52	
97	B022	B022_24	Block 2	830555.07	839469.90	72.4	88.4	16.0	35,52	
98	B022	B022_25	Block 2	830555.07	839469.90	75.2	91.2	16.0	35,52	
99	B022	B022_30	Block 2	830555.07	839469.90	89.2	105.2	16.0	35,52	
100	B022	B022_35	Block 2	830555.07	839469.90	103.2	119.2	16.0	35,52	
101	B023	B023_GF	Block 2	830530.18	839498.61	1.5	17.5	16.0	35,52	
102	B023	B023_01	Block 2	830530.18	839498.61	8.0	24.0	16.0	35,52	
103	B023	B023_02	Block 2	830530.18	839498.61	10.8	26.8	16.0	35,52	
104	B023	B023_03	Block 2	830530.18	839498.61	13.6	29.6	16.0	35,52	
105	B023	B023_04	Block 2	830530.18	839498.61	16.4	32.4	16.0	35,52	
106	B023	B023_09	Block 2	830530.18	839498.61	30.4	46.4	16.0	35,52	
107	B023	B023_14	Block 2	830530.18	839498.61	44.4	60.4	16.0	35,52	
108	B023	B023_19	Block 2	830530.18	839498.61	58.4	74.4	16.0	35,52	
109	B023	B023_20	Block 2	830530.18	839498.61	61.2	77.2	16.0	35,52	
110	B023	B023_21	Block 2	830530.18	839498.61	64.0	80.0	16.0	35,52	
111	B023	B023_22	Block 2	830530.18	839498.61	66.8	82.8	16.0	35,52	
112	B023	B023_23	Block 2	830530.18	839498.61	69.6	85.6	16.0	35,52	
113	B023	B023_24	Block 2	830530.18	839498.61	72.4	88.4	16.0	35,52	
114	B023	B023_25	Block 2	830530.18	839498.61	75.2	91.2	16.0	35,52	
115	B023	B023_30	Block 2	830530.18	839498.61	89.2	105.2	16.0	35,52	
116	B023	B023_35	Block 2	830530.18	839498.61	103.2	119.2	16.0	35,52	
117	B024	B024_GF	Block 2	830551.49	839528.90	1.5	17.5	16.0	35,52	
118	B024	B024_01	Block 2	830551.49	839528.90	8.0	24.0	16.0	35,52	
119	B024	B024_02	Block 2	830551.49	839528.90	10.8	26.8	16.0	35,52	
120	B024	B024_03	Block 2	830551.49	839528.90	13.6	29.6	16.0	35,52	
121	B024	B024_04	Block 2	830551.49	839528.90	16.4	32.4	16.0	35,52	
122	B024	B024_09	Block 2	830551.49	839528.90	30.4	46.4	16.0	35,52	
123	B024	B024_14	Block 2	830551.49	839528.90	44.4	60.4	16.0	35,52	
124	B024	B024_19	Block 2	830551.49	839528.90	58.4	74.4	16.0	35,52	
125	B024	B024_20	Block 2	830551.49	839528.90	61.2	77.2	16.0	35,52	
126	B024	B024_21	Block 2	830551.49	839528.90	64.0	80.0	16.0	35,52	
127	B024	B024_22	Block 2	830551.49	839528.90	66.8	82.8	16.0	35,52	
128	B024	B024_23	Block 2	830551.49	839528.90	69.6	85.6	16.0	35,52	
129	B024	B024_24	Block 2	830551.49	839528.90	72.4	88.4	16.0	35,52	
130	B024	B024_25	Block 2	830551.49	839528.90	75.2	91.2	16.0	35,52	
131	B024	B024_30	Block 2	830551.49	839528.90	89.2	105.2	16.0	35,52	
132	B024	B024_35	Block 2	830551.49	839528.90	103.2	119.2	16.0	35,52	
133	B031	B031_GF	Block 3	830660.40	839481.62	1.5	16.0	14.5	35,52	
134	B031	B031_RE	Block 3	830660.40	839481.62	16.0	30.5	14.5	35,52	
135	B031	B031_PF	Block 3	830660.40	839481.62	21.0	35.5	14.5	35,52	
136	B031	B031_01	Block 3	830660.40	839481.62	30.0	44.5	14.5	35,52	
137	B031	B031_02	Block 3	830660.40	839481.62	32.8	47.3	14.5	35,52	
138	B031	B031_03	Block 3	830660.40	839481.62	35.6	50.1	14.5	35,52	

List of ASRs (Within the Site)

Index	ASR	ASRID	Description	X	Y	Flagpole	Actual mPD	Grd mPD	Grid	Remarks
139	B031	B031_04	Block 3	830660.40	839481.62	38.4	52.9	14.5	35,52	
140	B031	B031_09	Block 3	830660.40	839481.62	52.4	66.9	14.5	35,52	
141	B031	B031_12	Block 3	830660.40	839481.62	60.8	75.3	14.5	35,52	
142	B031	B031_13	Block 3	830660.40	839481.62	63.6	78.1	14.5	35,52	
143	B031	B031_14	Block 3	830660.40	839481.62	66.4	80.9	14.5	35,52	
144	B031	B031_15	Block 3	830660.40	839481.62	69.2	83.7	14.5	35,52	
145	B031	B031_16	Block 3	830660.40	839481.62	72.0	86.5	14.5	35,52	
146	B031	B031_17	Block 3	830660.40	839481.62	74.8	89.3	14.5	35,52	
147	B031	B031_18	Block 3	830660.40	839481.62	77.6	92.1	14.5	35,52	
148	B031	B031_23	Block 3	830660.40	839481.62	91.6	106.1	14.5	35,52	
149	B031	B031_28	Block 3	830660.40	839481.62	105.6	120.1	14.5	35,52	
150	B031	B031_33	Block 3	830660.40	839481.62	119.6	134.1	14.5	35,52	
151	B032	B032_GF	Block 3	830645.40	839452.96	1.5	16.0	14.5	35,52	
152	B032	B032_RE	Block 3	830645.40	839452.96	16.0	30.5	14.5	35,52	
153	B032	B032_PF	Block 3	830645.40	839452.96	21.0	35.5	14.5	35,52	
154	B032	B032_01	Block 3	830645.40	839452.96	30.0	44.5	14.5	35,52	
155	B032	B032_02	Block 3	830645.40	839452.96	32.8	47.3	14.5	35,52	
156	B032	B032_03	Block 3	830645.40	839452.96	35.6	50.1	14.5	35,52	
157	B032	B032_04	Block 3	830645.40	839452.96	38.4	52.9	14.5	35,52	
158	B032	B032_09	Block 3	830645.40	839452.96	52.4	66.9	14.5	35,52	
159	B032	B032_12	Block 3	830645.40	839452.96	60.8	75.3	14.5	35,52	
160	B032	B032_13	Block 3	830645.40	839452.96	63.6	78.1	14.5	35,52	
161	B032	B032_14	Block 3	830645.40	839452.96	66.4	80.9	14.5	35,52	
162	B032	B032_15	Block 3	830645.40	839452.96	69.2	83.7	14.5	35,52	
163	B032	B032_16	Block 3	830645.40	839452.96	72.0	86.5	14.5	35,52	
164	B032	B032_17	Block 3	830645.40	839452.96	74.8	89.3	14.5	35,52	
165	B032	B032_18	Block 3	830645.40	839452.96	77.6	92.1	14.5	35,52	
166	B032	B032_23	Block 3	830645.40	839452.96	91.6	106.1	14.5	35,52	
167	B032	B032_28	Block 3	830645.40	839452.96	105.6	120.1	14.5	35,52	
168	B032	B032_33	Block 3	830645.40	839452.96	119.6	134.1	14.5	35,52	
169	B033	B033_GF	Block 3	830594.91	839477.64	1.5	16.0	14.5	35,52	
170	B033	B033_RE	Block 3	830594.91	839477.64	16.0	30.5	14.5	35,52	
171	B033	B033_PF	Block 3	830594.91	839477.64	21.0	35.5	14.5	35,52	
172	B033	B033_01	Block 3	830594.91	839477.64	30.0	44.5	14.5	35,52	
173	B033	B033_02	Block 3	830594.91	839477.64	32.8	47.3	14.5	35,52	
174	B033	B033_03	Block 3	830594.91	839477.64	35.6	50.1	14.5	35,52	
175	B033	B033_04	Block 3	830594.91	839477.64	38.4	52.9	14.5	35,52	
176	B033	B033_09	Block 3	830594.91	839477.64	52.4	66.9	14.5	35,52	
177	B033	B033_12	Block 3	830594.91	839477.64	60.8	75.3	14.5	35,52	
178	B033	B033_13	Block 3	830594.91	839477.64	63.6	78.1	14.5	35,52	
179	B033	B033_14	Block 3	830594.91	839477.64	66.4	80.9	14.5	35,52	
180	B033	B033_15	Block 3	830594.91	839477.64	69.2	83.7	14.5	35,52	
181	B033	B033_16	Block 3	830594.91	839477.64	72.0	86.5	14.5	35,52	
182	B033	B033_17	Block 3	830594.91	839477.64	74.8	89.3	14.5	35,52	
183	B033	B033_18	Block 3	830594.91	839477.64	77.6	92.1	14.5	35,52	
184	B033	B033_23	Block 3	830594.91	839477.64	91.6	106.1	14.5	35,52	
185	B033	B033_28	Block 3	830594.91	839477.64	105.6	120.1	14.5	35,52	
186	B033	B033_33	Block 3	830594.91	839477.64	119.6	134.1	14.5	35,52	
187	B034	B034_GF	Block 3	830611.59	839505.79	1.5	16.0	14.5	35,52	
188	B034	B034_RE	Block 3	830611.59	839505.79	16.0	30.5	14.5	35,52	
189	B034	B034_PF	Block 3	830611.59	839505.79	21.0	35.5	14.5	35,52	
190	B034	B034_01	Block 3	830611.59	839505.79	30.0	44.5	14.5	35,52	
191	B034	B034_02	Block 3	830611.59	839505.79	32.8	47.3	14.5	35,52	
192	B034	B034_03	Block 3	830611.59	839505.79	35.6	50.1	14.5	35,52	
193	B034	B034_04	Block 3	830611.59	839505.79	38.4	52.9	14.5	35,52	
194	B034	B034_09	Block 3	830611.59	839505.79	52.4	66.9	14.5	35,52	
195	B034	B034_12	Block 3	830611.59	839505.79	60.8	75.3	14.5	35,52	
196	B034	B034_13	Block 3	830611.59	839505.79	63.6	78.1	14.5	35,52	
197	B034	B034_14	Block 3	830611.59	839505.79	66.4	80.9	14.5	35,52	
198	B034	B034_15	Block 3	830611.59	839505.79	69.2	83.7	14.5	35,52	
199	B034	B034_16	Block 3	830611.59	839505.79	72.0	86.5	14.5	35,52	
200	B034	B034_17	Block 3	830611.59	839505.79	74.8	89.3	14.5	35,52	
201	B034	B034_18	Block 3	830611.59	839505.79	77.6	92.1	14.5	35,52	
202	B034	B034_23	Block 3	830611.59	839505.79	91.6	106.1	14.5	35,52	
203	B034	B034_28	Block 3	830611.59	839505.79	105.6	120.1	14.5	35,52	
204	B034	B034_33	Block 3	830611.59	839505.79	119.6	134.1	14.5	35,52	
205	B041	B041_GF	Block 4	830707.71	839440.56	1.5	16.0	14.5	35,52	
206	B041	B041_RE	Block 4	830707.71	839440.56	16.0	30.5	14.5	35,52	
207	B041	B041_PF	Block 4	830707.71	839440.56	21.0	35.5	14.5	35,52	

List of ASRs (Within the Site)

Index	ASR	ASRID	Description	X	Y	Flagpole	Actual mPD	Grd mPD	Grid	Remarks
208	B041	B041_01	Block 4	830707.71	839440.56	30.0	44.5	14.5	35,52	
209	B041	B041_02	Block 4	830707.71	839440.56	32.8	47.3	14.5	35,52	
210	B041	B041_03	Block 4	830707.71	839440.56	35.6	50.1	14.5	35,52	
211	B041	B041_04	Block 4	830707.71	839440.56	38.4	52.9	14.5	35,52	
212	B041	B041_09	Block 4	830707.71	839440.56	52.4	66.9	14.5	35,52	
213	B041	B041_12	Block 4	830707.71	839440.56	60.8	75.3	14.5	35,52	
214	B041	B041_13	Block 4	830707.71	839440.56	63.6	78.1	14.5	35,52	
215	B041	B041_14	Block 4	830707.71	839440.56	66.4	80.9	14.5	35,52	
216	B041	B041_15	Block 4	830707.71	839440.56	69.2	83.7	14.5	35,52	
217	B041	B041_16	Block 4	830707.71	839440.56	72.0	86.5	14.5	35,52	
218	B041	B041_17	Block 4	830707.71	839440.56	74.8	89.3	14.5	35,52	
219	B041	B041_18	Block 4	830707.71	839440.56	77.6	92.1	14.5	35,52	
220	B041	B041_23	Block 4	830707.71	839440.56	91.6	106.1	14.5	35,52	
221	B041	B041_28	Block 4	830707.71	839440.56	105.6	120.1	14.5	35,52	
222	B041	B041_33	Block 4	830707.71	839440.56	119.6	134.1	14.5	35,52	
223	B042	B042_GF	Block 4	830671.83	839443.00	1.5	16.0	14.5	35,52	
224	B042	B042_RE	Block 4	830671.83	839443.00	16.0	30.5	14.5	35,52	
225	B042	B042_PF	Block 4	830671.83	839443.00	21.0	35.5	14.5	35,52	
226	B042	B042_01	Block 4	830671.83	839443.00	30.0	44.5	14.5	35,52	
227	B042	B042_02	Block 4	830671.83	839443.00	32.8	47.3	14.5	35,52	
228	B042	B042_03	Block 4	830671.83	839443.00	35.6	50.1	14.5	35,52	
229	B042	B042_04	Block 4	830671.83	839443.00	38.4	52.9	14.5	35,52	
230	B042	B042_09	Block 4	830671.83	839443.00	52.4	66.9	14.5	35,52	
231	B042	B042_12	Block 4	830671.83	839443.00	60.8	75.3	14.5	35,52	
232	B042	B042_13	Block 4	830671.83	839443.00	63.6	78.1	14.5	35,52	
233	B042	B042_14	Block 4	830671.83	839443.00	66.4	80.9	14.5	35,52	
234	B042	B042_15	Block 4	830671.83	839443.00	69.2	83.7	14.5	35,52	
235	B042	B042_16	Block 4	830671.83	839443.00	72.0	86.5	14.5	35,52	
236	B042	B042_17	Block 4	830671.83	839443.00	74.8	89.3	14.5	35,52	
237	B042	B042_18	Block 4	830671.83	839443.00	77.6	92.1	14.5	35,52	
238	B042	B042_23	Block 4	830671.83	839443.00	91.6	106.1	14.5	35,52	
239	B042	B042_28	Block 4	830671.83	839443.00	105.6	120.1	14.5	35,52	
240	B042	B042_33	Block 4	830671.83	839443.00	119.6	134.1	14.5	35,52	
241	B043	B043_GF	Block 4	830687.65	839472.73	1.5	16.0	14.5	35,52	
242	B043	B043_RE	Block 4	830687.65	839472.73	16.0	30.5	14.5	35,52	
243	B043	B043_PF	Block 4	830687.65	839472.73	21.0	35.5	14.5	35,52	
244	B043	B043_01	Block 4	830687.65	839472.73	30.0	44.5	14.5	35,52	
245	B043	B043_02	Block 4	830687.65	839472.73	32.8	47.3	14.5	35,52	
246	B043	B043_03	Block 4	830687.65	839472.73	35.6	50.1	14.5	35,52	
247	B043	B043_04	Block 4	830687.65	839472.73	38.4	52.9	14.5	35,52	
248	B043	B043_09	Block 4	830687.65	839472.73	52.4	66.9	14.5	35,52	
249	B043	B043_12	Block 4	830687.65	839472.73	60.8	75.3	14.5	35,52	
250	B043	B043_13	Block 4	830687.65	839472.73	63.6	78.1	14.5	35,52	
251	B043	B043_14	Block 4	830687.65	839472.73	66.4	80.9	14.5	35,52	
252	B043	B043_15	Block 4	830687.65	839472.73	69.2	83.7	14.5	35,52	
253	B043	B043_16	Block 4	830687.65	839472.73	72.0	86.5	14.5	35,52	
254	B043	B043_17	Block 4	830687.65	839472.73	74.8	89.3	14.5	35,52	
255	B043	B043_18	Block 4	830687.65	839472.73	77.6	92.1	14.5	35,52	
256	B043	B043_23	Block 4	830687.65	839472.73	91.6	106.1	14.5	35,52	
257	B043	B043_28	Block 4	830687.65	839472.73	105.6	120.1	14.5	35,52	
258	B043	B043_33	Block 4	830687.65	839472.73	119.6	134.1	14.5	35,52	
259	B051	B051_GF	Block 5	830538.83	839445.72	1.5	17.5	16.0	35,52	
260	B051	B051_01	Block 5	830538.83	839445.72	8.0	24.0	16.0	35,52	
261	B051	B051_02	Block 5	830538.83	839445.72	10.8	26.8	16.0	35,52	
262	B051	B051_03	Block 5	830538.83	839445.72	13.6	29.6	16.0	35,52	
263	B051	B051_04	Block 5	830538.83	839445.72	16.4	32.4	16.0	35,52	
264	B051	B051_09	Block 5	830538.83	839445.72	30.4	46.4	16.0	35,52	
265	B051	B051_14	Block 5	830538.83	839445.72	44.4	60.4	16.0	35,52	
266	B051	B051_19	Block 5	830538.83	839445.72	58.4	74.4	16.0	35,52	
267	B051	B051_20	Block 5	830538.83	839445.72	61.2	77.2	16.0	35,52	
268	B051	B051_21	Block 5	830538.83	839445.72	64.0	80.0	16.0	35,52	
269	B051	B051_22	Block 5	830538.83	839445.72	66.8	82.8	16.0	35,52	
270	B051	B051_23	Block 5	830538.83	839445.72	69.6	85.6	16.0	35,52	
271	B051	B051_24	Block 5	830538.83	839445.72	72.4	88.4	16.0	35,52	
272	B051	B051_25	Block 5	830538.83	839445.72	75.2	91.2	16.0	35,52	
273	B051	B051_30	Block 5	830538.83	839445.72	89.2	105.2	16.0	35,52	
274	B051	B051_35	Block 5	830538.83	839445.72	103.2	119.2	16.0	35,52	
275	B052	B052_GF	Block 5	830512.15	839397.17	1.5	17.5	16.0	35,52	
276	B052	B052_01	Block 5	830512.15	839397.17	8.0	24.0	16.0	35,52	

List of ASRs (Within the Site)

Index	ASR	ASRID	Description	X	Y	Flagpole	Actual mPD	Grd mPD	Grid	Remarks
277	B052	B052_02	Block 5	830512.15	839397.17	10.8	26.8	16.0	35,52	
278	B052	B052_03	Block 5	830512.15	839397.17	13.6	29.6	16.0	35,52	
279	B052	B052_04	Block 5	830512.15	839397.17	16.4	32.4	16.0	35,52	
280	B052	B052_09	Block 5	830512.15	839397.17	30.4	46.4	16.0	35,52	
281	B052	B052_14	Block 5	830512.15	839397.17	44.4	60.4	16.0	35,52	
282	B052	B052_19	Block 5	830512.15	839397.17	58.4	74.4	16.0	35,52	
283	B052	B052_20	Block 5	830512.15	839397.17	61.2	77.2	16.0	35,52	
284	B052	B052_21	Block 5	830512.15	839397.17	64.0	80.0	16.0	35,52	
285	B052	B052_22	Block 5	830512.15	839397.17	66.8	82.8	16.0	35,52	
286	B052	B052_23	Block 5	830512.15	839397.17	69.6	85.6	16.0	35,52	
287	B052	B052_24	Block 5	830512.15	839397.17	72.4	88.4	16.0	35,52	
288	B052	B052_25	Block 5	830512.15	839397.17	75.2	91.2	16.0	35,52	
289	B052	B052_30	Block 5	830512.15	839397.17	89.2	105.2	16.0	35,52	
290	B052	B052_35	Block 5	830512.15	839397.17	103.2	119.2	16.0	35,52	
291	B053	B053_GF	Block 5	830480.12	839425.45	1.5	17.5	16.0	35,52	
292	B053	B053_01	Block 5	830480.12	839425.45	8.0	24.0	16.0	35,52	
293	B053	B053_02	Block 5	830480.12	839425.45	10.8	26.8	16.0	35,52	
294	B053	B053_03	Block 5	830480.12	839425.45	13.6	29.6	16.0	35,52	
295	B053	B053_04	Block 5	830480.12	839425.45	16.4	32.4	16.0	35,52	
296	B053	B053_09	Block 5	830480.12	839425.45	30.4	46.4	16.0	35,52	
297	B053	B053_14	Block 5	830480.12	839425.45	44.4	60.4	16.0	35,52	
298	B053	B053_19	Block 5	830480.12	839425.45	58.4	74.4	16.0	35,52	
299	B053	B053_20	Block 5	830480.12	839425.45	61.2	77.2	16.0	35,52	
300	B053	B053_21	Block 5	830480.12	839425.45	64.0	80.0	16.0	35,52	
301	B053	B053_22	Block 5	830480.12	839425.45	66.8	82.8	16.0	35,52	
302	B053	B053_23	Block 5	830480.12	839425.45	69.6	85.6	16.0	35,52	
303	B053	B053_24	Block 5	830480.12	839425.45	72.4	88.4	16.0	35,52	
304	B053	B053_25	Block 5	830480.12	839425.45	75.2	91.2	16.0	35,52	
305	B053	B053_30	Block 5	830480.12	839425.45	89.2	105.2	16.0	35,52	
306	B053	B053_35	Block 5	830480.12	839425.45	103.2	119.2	16.0	35,52	
307	B054	B054_GF	Block 5	830505.47	839458.25	1.5	17.5	16.0	35,52	
308	B054	B054_01	Block 5	830505.47	839458.25	8.0	24.0	16.0	35,52	
309	B054	B054_02	Block 5	830505.47	839458.25	10.8	26.8	16.0	35,52	
310	B054	B054_03	Block 5	830505.47	839458.25	13.6	29.6	16.0	35,52	
311	B054	B054_04	Block 5	830505.47	839458.25	16.4	32.4	16.0	35,52	
312	B054	B054_09	Block 5	830505.47	839458.25	30.4	46.4	16.0	35,52	
313	B054	B054_14	Block 5	830505.47	839458.25	44.4	60.4	16.0	35,52	
314	B054	B054_19	Block 5	830505.47	839458.25	58.4	74.4	16.0	35,52	
315	B054	B054_20	Block 5	830505.47	839458.25	61.2	77.2	16.0	35,52	
316	B054	B054_21	Block 5	830505.47	839458.25	64.0	80.0	16.0	35,52	
317	B054	B054_22	Block 5	830505.47	839458.25	66.8	82.8	16.0	35,52	
318	B054	B054_23	Block 5	830505.47	839458.25	69.6	85.6	16.0	35,52	
319	B054	B054_24	Block 5	830505.47	839458.25	72.4	88.4	16.0	35,52	
320	B054	B054_25	Block 5	830505.47	839458.25	75.2	91.2	16.0	35,52	
321	B054	B054_30	Block 5	830505.47	839458.25	89.2	105.2	16.0	35,52	
322	B054	B054_35	Block 5	830505.47	839458.25	103.2	119.2	16.0	35,52	
323	B061	B061_GF	Block 6	830620.31	839410.36	1.5	16.0	14.5	35,52	
324	B061	B061_RE	Block 6	830620.31	839410.36	16.0	30.5	14.5	35,52	
325	B061	B061_PF	Block 6	830620.31	839410.36	21.0	35.5	14.5	35,52	
326	B061	B061_01	Block 6	830620.31	839410.36	30.0	44.5	14.5	35,52	
327	B061	B061_02	Block 6	830620.31	839410.36	32.8	47.3	14.5	35,52	
328	B061	B061_03	Block 6	830620.31	839410.36	35.6	50.1	14.5	35,52	
329	B061	B061_04	Block 6	830620.31	839410.36	38.4	52.9	14.5	35,52	
330	B061	B061_09	Block 6	830620.31	839410.36	52.4	66.9	14.5	35,52	
331	B061	B061_12	Block 6	830620.31	839410.36	60.8	75.3	14.5	35,52	
332	B061	B061_13	Block 6	830620.31	839410.36	63.6	78.1	14.5	35,52	
333	B061	B061_14	Block 6	830620.31	839410.36	66.4	80.9	14.5	35,52	
334	B061	B061_15	Block 6	830620.31	839410.36	69.2	83.7	14.5	35,52	
335	B061	B061_16	Block 6	830620.31	839410.36	72.0	86.5	14.5	35,52	
336	B061	B061_17	Block 6	830620.31	839410.36	74.8	89.3	14.5	35,52	
337	B061	B061_18	Block 6	830620.31	839410.36	77.6	92.1	14.5	35,52	
338	B061	B061_23	Block 6	830620.31	839410.36	91.6	106.1	14.5	35,52	
339	B061	B061_28	Block 6	830620.31	839410.36	109.6	124.1	14.5	35,52	
340	B061	B061_33	Block 6	830620.31	839410.36	123.6	138.1	14.5	35,52	
341	B061	B061_38	Block 6	830620.31	839410.36	137.6	152.1	14.5	35,52	
342	B062	B062_GF	Block 6	830605.21	839383.57	1.5	16.0	14.5	35,52	
343	B062	B062_RE	Block 6	830605.21	839383.57	16.0	30.5	14.5	35,52	
344	B062	B062_PF	Block 6	830605.21	839383.57	21.0	35.5	14.5	35,52	
345	B062	B062_01	Block 6	830605.21	839383.57	30.0	44.5	14.5	35,52	

List of ASRs (Within the Site)

Index	ASR	ASRID	Description	X	Y	Flagpole	Actual mPD	Grd mPD	Grid	Remarks
346	B062	B062_02	Block 6	830605.21	839383.57	32.8	47.3	14.5	35,52	
347	B062	B062_03	Block 6	830605.21	839383.57	35.6	50.1	14.5	35,52	
348	B062	B062_04	Block 6	830605.21	839383.57	38.4	52.9	14.5	35,52	
349	B062	B062_09	Block 6	830605.21	839383.57	52.4	66.9	14.5	35,52	
350	B062	B062_12	Block 6	830605.21	839383.57	60.8	75.3	14.5	35,52	
351	B062	B062_13	Block 6	830605.21	839383.57	63.6	78.1	14.5	35,52	
352	B062	B062_14	Block 6	830605.21	839383.57	66.4	80.9	14.5	35,52	
353	B062	B062_15	Block 6	830605.21	839383.57	69.2	83.7	14.5	35,52	
354	B062	B062_16	Block 6	830605.21	839383.57	72.0	86.5	14.5	35,52	
355	B062	B062_17	Block 6	830605.21	839383.57	74.8	89.3	14.5	35,52	
356	B062	B062_18	Block 6	830605.21	839383.57	77.6	92.1	14.5	35,52	
357	B062	B062_23	Block 6	830605.21	839383.57	91.6	106.1	14.5	35,52	
358	B062	B062_28	Block 6	830605.21	839383.57	109.6	124.1	14.5	35,52	
359	B062	B062_33	Block 6	830605.21	839383.57	123.6	138.1	14.5	35,52	
360	B062	B062_38	Block 6	830605.21	839383.57	137.6	152.1	14.5	35,52	
361	B063	B063_GF	Block 6	830554.80	839408.47	1.5	16.0	14.5	35,52	
362	B063	B063_RE	Block 6	830554.80	839408.47	16.0	30.5	14.5	35,52	
363	B063	B063_PF	Block 6	830554.80	839408.47	21.0	35.5	14.5	35,52	
364	B063	B063_01	Block 6	830554.80	839408.47	30.0	44.5	14.5	35,52	
365	B063	B063_02	Block 6	830554.80	839408.47	32.8	47.3	14.5	35,52	
366	B063	B063_03	Block 6	830554.80	839408.47	35.6	50.1	14.5	35,52	
367	B063	B063_04	Block 6	830554.80	839408.47	38.4	52.9	14.5	35,52	
368	B063	B063_09	Block 6	830554.80	839408.47	52.4	66.9	14.5	35,52	
369	B063	B063_12	Block 6	830554.80	839408.47	60.8	75.3	14.5	35,52	
370	B063	B063_13	Block 6	830554.80	839408.47	63.6	78.1	14.5	35,52	
371	B063	B063_14	Block 6	830554.80	839408.47	66.4	80.9	14.5	35,52	
372	B063	B063_15	Block 6	830554.80	839408.47	69.2	83.7	14.5	35,52	
373	B063	B063_16	Block 6	830554.80	839408.47	72.0	86.5	14.5	35,52	
374	B063	B063_17	Block 6	830554.80	839408.47	74.8	89.3	14.5	35,52	
375	B063	B063_18	Block 6	830554.80	839408.47	77.6	92.1	14.5	35,52	
376	B063	B063_23	Block 6	830554.80	839408.47	91.6	106.1	14.5	35,52	
377	B063	B063_28	Block 6	830554.80	839408.47	109.6	124.1	14.5	35,52	
378	B063	B063_33	Block 6	830554.80	839408.47	123.6	138.1	14.5	35,52	
379	B063	B063_38	Block 6	830554.80	839408.47	137.6	152.1	14.5	35,52	
380	B064	B064_GF	Block 6	830570.38	839440.07	1.5	16.0	14.5	35,52	
381	B064	B064_RE	Block 6	830570.38	839440.07	16.0	30.5	14.5	35,52	
382	B064	B064_PF	Block 6	830570.38	839440.07	21.0	35.5	14.5	35,52	
383	B064	B064_01	Block 6	830570.38	839440.07	30.0	44.5	14.5	35,52	
384	B064	B064_02	Block 6	830570.38	839440.07	32.8	47.3	14.5	35,52	
385	B064	B064_03	Block 6	830570.38	839440.07	35.6	50.1	14.5	35,52	
386	B064	B064_04	Block 6	830570.38	839440.07	38.4	52.9	14.5	35,52	
387	B064	B064_09	Block 6	830570.38	839440.07	52.4	66.9	14.5	35,52	
388	B064	B064_12	Block 6	830570.38	839440.07	60.8	75.3	14.5	35,52	
389	B064	B064_13	Block 6	830570.38	839440.07	63.6	78.1	14.5	35,52	
390	B064	B064_14	Block 6	830570.38	839440.07	66.4	80.9	14.5	35,52	
391	B064	B064_15	Block 6	830570.38	839440.07	69.2	83.7	14.5	35,52	
392	B064	B064_16	Block 6	830570.38	839440.07	72.0	86.5	14.5	35,52	
393	B064	B064_17	Block 6	830570.38	839440.07	74.8	89.3	14.5	35,52	
394	B064	B064_18	Block 6	830570.38	839440.07	77.6	92.1	14.5	35,52	
395	B064	B064_23	Block 6	830570.38	839440.07	91.6	106.1	14.5	35,52	
396	B064	B064_28	Block 6	830570.38	839440.07	109.6	124.1	14.5	35,52	
397	B064	B064_33	Block 6	830570.38	839440.07	123.6	138.1	14.5	35,52	
398	B064	B064_38	Block 6	830570.38	839440.07	137.6	152.1	14.5	35,52	
399	B071	B071_GF	Block 7	830481.97	839356.71	1.5	20.5	19.0	35,52	
400	B071	B071_01	Block 7	830481.97	839356.71	8.0	27.0	19.0	35,52	
401	B071	B071_02	Block 7	830481.97	839356.71	10.8	29.8	19.0	35,52	
402	B071	B071_03	Block 7	830481.97	839356.71	13.6	32.6	19.0	35,52	
403	B071	B071_04	Block 7	830481.97	839356.71	16.4	35.4	19.0	35,52	
404	B071	B071_09	Block 7	830481.97	839356.71	30.4	49.4	19.0	35,52	
405	B071	B071_14	Block 7	830481.97	839356.71	44.4	63.4	19.0	35,52	
406	B071	B071_18	Block 7	830481.97	839356.71	55.6	74.6	19.0	35,52	
407	B071	B071_19	Block 7	830481.97	839356.71	58.4	77.4	19.0	35,52	
408	B071	B071_20	Block 7	830481.97	839356.71	61.2	80.2	19.0	35,52	
409	B071	B071_21	Block 7	830481.97	839356.71	64.0	83.0	19.0	35,52	
410	B071	B071_22	Block 7	830481.97	839356.71	66.8	85.8	19.0	35,52	
411	B071	B071_23	Block 7	830481.97	839356.71	69.6	88.6	19.0	35,52	
412	B071	B071_24	Block 7	830481.97	839356.71	72.4	91.4	19.0	35,52	
413	B071	B071_29	Block 7	830481.97	839356.71	86.4	105.4	19.0	35,52	
414	B071	B071_34	Block 7	830481.97	839356.71	100.4	119.4	19.0	35,52	

List of ASRs (Within the Site)

Index	ASR	ASRID	Description	X	Y	Flagpole	Actual mPD	Grd mPD	Grid	Remarks
415	B072	B072_GF	Block 7	830450.74	839309.23	1.5	20.5	19.0	35,52	
416	B072	B072_01	Block 7	830450.74	839309.23	8.0	27.0	19.0	35,52	
417	B072	B072_02	Block 7	830450.74	839309.23	10.8	29.8	19.0	35,52	
418	B072	B072_03	Block 7	830450.74	839309.23	13.6	32.6	19.0	35,52	
419	B072	B072_04	Block 7	830450.74	839309.23	16.4	35.4	19.0	35,52	
420	B072	B072_09	Block 7	830450.74	839309.23	30.4	49.4	19.0	35,52	
421	B072	B072_14	Block 7	830450.74	839309.23	44.4	63.4	19.0	35,52	
422	B072	B072_18	Block 7	830450.74	839309.23	55.6	74.6	19.0	35,52	
423	B072	B072_19	Block 7	830450.74	839309.23	58.4	77.4	19.0	35,52	
424	B072	B072_20	Block 7	830450.74	839309.23	61.2	80.2	19.0	35,52	
425	B072	B072_21	Block 7	830450.74	839309.23	64.0	83.0	19.0	35,52	
426	B072	B072_22	Block 7	830450.74	839309.23	66.8	85.8	19.0	35,52	
427	B072	B072_23	Block 7	830450.74	839309.23	69.6	88.6	19.0	35,52	
428	B072	B072_24	Block 7	830450.74	839309.23	72.4	91.4	19.0	35,52	
429	B072	B072_29	Block 7	830450.74	839309.23	86.4	105.4	19.0	35,52	
430	B072	B072_34	Block 7	830450.74	839309.23	100.4	119.4	19.0	35,52	
431	B073	B073_GF	Block 7	830422.45	839335.91	1.5	20.5	19.0	35,52	
432	B073	B073_01	Block 7	830422.45	839335.91	8.0	27.0	19.0	35,52	
433	B073	B073_02	Block 7	830422.45	839335.91	10.8	29.8	19.0	35,52	
434	B073	B073_03	Block 7	830422.45	839335.91	13.6	32.6	19.0	35,52	
435	B073	B073_04	Block 7	830422.45	839335.91	16.4	35.4	19.0	35,52	
436	B073	B073_09	Block 7	830422.45	839335.91	30.4	49.4	19.0	35,52	
437	B073	B073_14	Block 7	830422.45	839335.91	44.4	63.4	19.0	35,52	
438	B073	B073_18	Block 7	830422.45	839335.91	55.6	74.6	19.0	35,52	
439	B073	B073_19	Block 7	830422.45	839335.91	58.4	77.4	19.0	35,52	
440	B073	B073_20	Block 7	830422.45	839335.91	61.2	80.2	19.0	35,52	
441	B073	B073_21	Block 7	830422.45	839335.91	64.0	83.0	19.0	35,52	
442	B073	B073_22	Block 7	830422.45	839335.91	66.8	85.8	19.0	35,52	
443	B073	B073_23	Block 7	830422.45	839335.91	69.6	88.6	19.0	35,52	
444	B073	B073_24	Block 7	830422.45	839335.91	72.4	91.4	19.0	35,52	
445	B073	B073_29	Block 7	830422.45	839335.91	86.4	105.4	19.0	35,52	
446	B073	B073_34	Block 7	830422.45	839335.91	100.4	119.4	19.0	35,52	
447	B074	B074_GF	Block 7	830442.20	839369.52	1.5	20.5	19.0	35,52	
448	B074	B074_01	Block 7	830442.20	839369.52	8.0	27.0	19.0	35,52	
449	B074	B074_02	Block 7	830442.20	839369.52	10.8	29.8	19.0	35,52	
450	B074	B074_03	Block 7	830442.20	839369.52	13.6	32.6	19.0	35,52	
451	B074	B074_04	Block 7	830442.20	839369.52	16.4	35.4	19.0	35,52	
452	B074	B074_09	Block 7	830442.20	839369.52	30.4	49.4	19.0	35,52	
453	B074	B074_14	Block 7	830442.20	839369.52	44.4	63.4	19.0	35,52	
454	B074	B074_18	Block 7	830442.20	839369.52	55.6	74.6	19.0	35,52	
455	B074	B074_19	Block 7	830442.20	839369.52	58.4	77.4	19.0	35,52	
456	B074	B074_20	Block 7	830442.20	839369.52	61.2	80.2	19.0	35,52	
457	B074	B074_21	Block 7	830442.20	839369.52	64.0	83.0	19.0	35,52	
458	B074	B074_22	Block 7	830442.20	839369.52	66.8	85.8	19.0	35,52	
459	B074	B074_23	Block 7	830442.20	839369.52	69.6	88.6	19.0	35,52	
460	B074	B074_24	Block 7	830442.20	839369.52	72.4	91.4	19.0	35,52	
461	B074	B074_29	Block 7	830442.20	839369.52	86.4	105.4	19.0	35,52	
462	B074	B074_34	Block 7	830442.20	839369.52	100.4	119.4	19.0	35,52	
463	B081	B081_GF	Block 8	830634.09	839329.77	1.5	19.5	18.0	35,52	
464	B081	B081_RF	Block 8	830634.09	839329.77	16.0	34.0	18.0	35,52	
465	B081	B081_01	Block 8	830634.09	839329.77	22.5	40.5	18.0	35,52	
466	B081	B081_02	Block 8	830634.09	839329.77	25.3	43.3	18.0	35,52	
467	B081	B081_03	Block 8	830634.09	839329.77	28.1	46.1	18.0	35,52	
468	B081	B081_04	Block 8	830634.09	839329.77	30.9	48.9	18.0	35,52	
469	B081	B081_09	Block 8	830634.09	839329.77	44.9	62.9	18.0	35,52	
470	B081	B081_13	Block 8	830634.09	839329.77	56.1	74.1	18.0	35,52	
471	B081	B081_14	Block 8	830634.09	839329.77	58.9	76.9	18.0	35,52	
472	B081	B081_15	Block 8	830634.09	839329.77	61.7	79.7	18.0	35,52	
473	B081	B081_16	Block 8	830634.09	839329.77	64.5	82.5	18.0	35,52	
474	B081	B081_17	Block 8	830634.09	839329.77	67.3	85.3	18.0	35,52	
475	B081	B081_18	Block 8	830634.09	839329.77	70.1	88.1	18.0	35,52	
476	B081	B081_19	Block 8	830634.09	839329.77	72.9	90.9	18.0	35,52	
477	B081	B081_24	Block 8	830634.09	839329.77	86.9	104.9	18.0	35,52	
478	B081	B081_29	Block 8	830634.09	839329.77	104.9	122.9	18.0	35,52	
479	B081	B081_34	Block 8	830634.09	839329.77	118.9	136.9	18.0	35,52	
480	B081	B081_39	Block 8	830634.09	839329.77	132.9	150.9	18.0	35,52	
481	B082	B082_GF	Block 8	830628.22	839290.56	1.5	19.5	18.0	35,52	
482	B082	B082_RF	Block 8	830628.22	839290.56	16.0	34.0	18.0	35,52	
483	B082	B082_01	Block 8	830628.22	839290.56	22.5	40.5	18.0	35,52	

List of ASRs (Within the Site)

Index	ASR	ASRID	Description	X	Y	Flagpole	Actual mPD	Grd mPD	Grid	Remarks
484	B082	B082_02	Block 8	830628.22	839290.56	25.3	43.3	18.0	35,52	
485	B082	B082_03	Block 8	830628.22	839290.56	28.1	46.1	18.0	35,52	
486	B082	B082_04	Block 8	830628.22	839290.56	30.9	48.9	18.0	35,52	
487	B082	B082_09	Block 8	830628.22	839290.56	44.9	62.9	18.0	35,52	
488	B082	B082_13	Block 8	830628.22	839290.56	56.1	74.1	18.0	35,52	
489	B082	B082_14	Block 8	830628.22	839290.56	58.9	76.9	18.0	35,52	
490	B082	B082_15	Block 8	830628.22	839290.56	61.7	79.7	18.0	35,52	
491	B082	B082_16	Block 8	830628.22	839290.56	64.5	82.5	18.0	35,52	
492	B082	B082_17	Block 8	830628.22	839290.56	67.3	85.3	18.0	35,52	
493	B082	B082_18	Block 8	830628.22	839290.56	70.1	88.1	18.0	35,52	
494	B082	B082_19	Block 8	830628.22	839290.56	72.9	90.9	18.0	35,52	
495	B082	B082_24	Block 8	830628.22	839290.56	86.9	104.9	18.0	35,52	
496	B082	B082_29	Block 8	830628.22	839290.56	104.9	122.9	18.0	35,52	
497	B082	B082_34	Block 8	830628.22	839290.56	118.9	136.9	18.0	35,52	
498	B082	B082_39	Block 8	830628.22	839290.56	132.9	150.9	18.0	35,52	
499	B083	B083_GF	Block 8	830584.71	839296.70	1.5	19.5	18.0	35,52	
500	B083	B083_RF	Block 8	830584.71	839296.70	16.0	34.0	18.0	35,52	
501	B083	B083_01	Block 8	830584.71	839296.70	22.5	40.5	18.0	35,52	
502	B083	B083_02	Block 8	830584.71	839296.70	25.3	43.3	18.0	35,52	
503	B083	B083_03	Block 8	830584.71	839296.70	28.1	46.1	18.0	35,52	
504	B083	B083_04	Block 8	830584.71	839296.70	30.9	48.9	18.0	35,52	
505	B083	B083_09	Block 8	830584.71	839296.70	44.9	62.9	18.0	35,52	
506	B083	B083_13	Block 8	830584.71	839296.70	56.1	74.1	18.0	35,52	
507	B083	B083_14	Block 8	830584.71	839296.70	58.9	76.9	18.0	35,52	
508	B083	B083_15	Block 8	830584.71	839296.70	61.7	79.7	18.0	35,52	
509	B083	B083_16	Block 8	830584.71	839296.70	64.5	82.5	18.0	35,52	
510	B083	B083_17	Block 8	830584.71	839296.70	67.3	85.3	18.0	35,52	
511	B083	B083_18	Block 8	830584.71	839296.70	70.1	88.1	18.0	35,52	
512	B083	B083_19	Block 8	830584.71	839296.70	72.9	90.9	18.0	35,52	
513	B083	B083_24	Block 8	830584.71	839296.70	86.9	104.9	18.0	35,52	
514	B083	B083_29	Block 8	830584.71	839296.70	104.9	122.9	18.0	35,52	
515	B083	B083_34	Block 8	830584.71	839296.70	118.9	136.9	18.0	35,52	
516	B083	B083_39	Block 8	830584.71	839296.70	132.9	150.9	18.0	35,52	
517	B084	B084_GF	Block 8	830598.06	839342.04	1.5	19.5	18.0	35,52	
518	B084	B084_RF	Block 8	830598.06	839342.04	16.0	34.0	18.0	35,52	
519	B084	B084_01	Block 8	830598.06	839342.04	22.5	40.5	18.0	35,52	
520	B084	B084_02	Block 8	830598.06	839342.04	25.3	43.3	18.0	35,52	
521	B084	B084_03	Block 8	830598.06	839342.04	28.1	46.1	18.0	35,52	
522	B084	B084_04	Block 8	830598.06	839342.04	30.9	48.9	18.0	35,52	
523	B084	B084_09	Block 8	830598.06	839342.04	44.9	62.9	18.0	35,52	
524	B084	B084_13	Block 8	830598.06	839342.04	56.1	74.1	18.0	35,52	
525	B084	B084_14	Block 8	830598.06	839342.04	58.9	76.9	18.0	35,52	
526	B084	B084_15	Block 8	830598.06	839342.04	61.7	79.7	18.0	35,52	
527	B084	B084_16	Block 8	830598.06	839342.04	64.5	82.5	18.0	35,52	
528	B084	B084_17	Block 8	830598.06	839342.04	67.3	85.3	18.0	35,52	
529	B084	B084_18	Block 8	830598.06	839342.04	70.1	88.1	18.0	35,52	
530	B084	B084_19	Block 8	830598.06	839342.04	72.9	90.9	18.0	35,52	
531	B084	B084_24	Block 8	830598.06	839342.04	86.9	104.9	18.0	35,52	
532	B084	B084_29	Block 8	830598.06	839342.04	104.9	122.9	18.0	35,52	
533	B084	B084_34	Block 8	830598.06	839342.04	118.9	136.9	18.0	35,52	
534	B084	B084_39	Block 8	830598.06	839342.04	132.9	150.9	18.0	35,52	
535	B091	B091_GF	Block 9	830720.82	839313.77	1.5	17.5	16.0	35,52	
536	B091	B091_01	Block 9	830720.82	839313.77	8.0	24.0	16.0	35,52	
537	B091	B091_02	Block 9	830720.82	839313.77	10.8	26.8	16.0	35,52	
538	B091	B091_03	Block 9	830720.82	839313.77	13.6	29.6	16.0	35,52	
539	B091	B091_04	Block 9	830720.82	839313.77	16.4	32.4	16.0	35,52	
540	B091	B091_09	Block 9	830720.82	839313.77	30.4	46.4	16.0	35,52	
541	B091	B091_14	Block 9	830720.82	839313.77	44.4	60.4	16.0	35,52	
542	B091	B091_19	Block 9	830720.82	839313.77	58.4	74.4	16.0	35,52	
543	B091	B091_20	Block 9	830720.82	839313.77	61.2	77.2	16.0	35,52	
544	B091	B091_21	Block 9	830720.82	839313.77	64.0	80.0	16.0	35,52	
545	B091	B091_22	Block 9	830720.82	839313.77	66.8	82.8	16.0	35,52	
546	B091	B091_23	Block 9	830720.82	839313.77	69.6	85.6	16.0	35,52	
547	B091	B091_24	Block 9	830720.82	839313.77	72.4	88.4	16.0	35,52	
548	B091	B091_25	Block 9	830720.82	839313.77	75.2	91.2	16.0	35,52	
549	B091	B091_30	Block 9	830720.82	839313.77	89.2	105.2	16.0	35,52	
550	B091	B091_35	Block 9	830720.82	839313.77	103.2	119.2	16.0	35,52	
551	B092	B092_GF	Block 9	830717.89	839282.83	1.5	17.5	16.0	35,52	
552	B092	B092_01	Block 9	830717.89	839282.83	8.0	24.0	16.0	35,52	

List of ASRs (Within the Site)

Index	ASR	ASRID	Description	X	Y	Flagpole	Actual mPD	Grd mPD	Grid	Remarks
553	B092	B092_02	Block 9	830717.89	839282.83	10.8	26.8	16.0	35,52	
554	B092	B092_03	Block 9	830717.89	839282.83	13.6	29.6	16.0	35,52	
555	B092	B092_04	Block 9	830717.89	839282.83	16.4	32.4	16.0	35,52	
556	B092	B092_09	Block 9	830717.89	839282.83	30.4	46.4	16.0	35,52	
557	B092	B092_14	Block 9	830717.89	839282.83	44.4	60.4	16.0	35,52	
558	B092	B092_19	Block 9	830717.89	839282.83	58.4	74.4	16.0	35,52	
559	B092	B092_20	Block 9	830717.89	839282.83	61.2	77.2	16.0	35,52	
560	B092	B092_21	Block 9	830717.89	839282.83	64.0	80.0	16.0	35,52	
561	B092	B092_22	Block 9	830717.89	839282.83	66.8	82.8	16.0	35,52	
562	B092	B092_23	Block 9	830717.89	839282.83	69.6	85.6	16.0	35,52	
563	B092	B092_24	Block 9	830717.89	839282.83	72.4	88.4	16.0	35,52	
564	B092	B092_25	Block 9	830717.89	839282.83	75.2	91.2	16.0	35,52	
565	B092	B092_30	Block 9	830717.89	839282.83	89.2	105.2	16.0	35,52	
566	B092	B092_35	Block 9	830717.89	839282.83	103.2	119.2	16.0	35,52	
567	B093	B093_GF	Block 9	830664.78	839284.70	1.5	17.5	16.0	35,52	
568	B093	B093_01	Block 9	830664.78	839284.70	8.0	24.0	16.0	35,52	
569	B093	B093_02	Block 9	830664.78	839284.70	10.8	26.8	16.0	35,52	
570	B093	B093_03	Block 9	830664.78	839284.70	13.6	29.6	16.0	35,52	
571	B093	B093_04	Block 9	830664.78	839284.70	16.4	32.4	16.0	35,52	
572	B093	B093_09	Block 9	830664.78	839284.70	30.4	46.4	16.0	35,52	
573	B093	B093_14	Block 9	830664.78	839284.70	44.4	60.4	16.0	35,52	
574	B093	B093_19	Block 9	830664.78	839284.70	58.4	74.4	16.0	35,52	
575	B093	B093_20	Block 9	830664.78	839284.70	61.2	77.2	16.0	35,52	
576	B093	B093_21	Block 9	830664.78	839284.70	64.0	80.0	16.0	35,52	
577	B093	B093_22	Block 9	830664.78	839284.70	66.8	82.8	16.0	35,52	
578	B093	B093_23	Block 9	830664.78	839284.70	69.6	85.6	16.0	35,52	
579	B093	B093_24	Block 9	830664.78	839284.70	72.4	88.4	16.0	35,52	
580	B093	B093_25	Block 9	830664.78	839284.70	75.2	91.2	16.0	35,52	
581	B093	B093_30	Block 9	830664.78	839284.70	89.2	105.2	16.0	35,52	
582	B093	B093_35	Block 9	830664.78	839284.70	103.2	119.2	16.0	35,52	
583	B094	B094_GF	Block 9	830667.98	839319.10	1.5	17.5	16.0	35,52	
584	B094	B094_01	Block 9	830667.98	839319.10	8.0	24.0	16.0	35,52	
585	B094	B094_02	Block 9	830667.98	839319.10	10.8	26.8	16.0	35,52	
586	B094	B094_03	Block 9	830667.98	839319.10	13.6	29.6	16.0	35,52	
587	B094	B094_04	Block 9	830667.98	839319.10	16.4	32.4	16.0	35,52	
588	B094	B094_09	Block 9	830667.98	839319.10	30.4	46.4	16.0	35,52	
589	B094	B094_14	Block 9	830667.98	839319.10	44.4	60.4	16.0	35,52	
590	B094	B094_19	Block 9	830667.98	839319.10	58.4	74.4	16.0	35,52	
591	B094	B094_20	Block 9	830667.98	839319.10	61.2	77.2	16.0	35,52	
592	B094	B094_21	Block 9	830667.98	839319.10	64.0	80.0	16.0	35,52	
593	B094	B094_22	Block 9	830667.98	839319.10	66.8	82.8	16.0	35,52	
594	B094	B094_23	Block 9	830667.98	839319.10	69.6	85.6	16.0	35,52	
595	B094	B094_24	Block 9	830667.98	839319.10	72.4	88.4	16.0	35,52	
596	B094	B094_25	Block 9	830667.98	839319.10	75.2	91.2	16.0	35,52	
597	B094	B094_30	Block 9	830667.98	839319.10	89.2	105.2	16.0	35,52	
598	B094	B094_35	Block 9	830667.98	839319.10	103.2	119.2	16.0	35,52	
599	B101	B101_GF	Block 10	830524.40	839279.63	1.5	19.5	18.0	35,52	
600	B101	B101_RF	Block 10	830524.40	839279.63	16.0	34.0	18.0	35,52	
601	B101	B101_01	Block 10	830524.40	839279.63	22.5	40.5	18.0	35,52	
602	B101	B101_02	Block 10	830524.40	839279.63	25.3	43.3	18.0	35,52	
603	B101	B101_03	Block 10	830524.40	839279.63	28.1	46.1	18.0	35,52	
604	B101	B101_04	Block 10	830524.40	839279.63	30.9	48.9	18.0	35,52	
605	B101	B101_09	Block 10	830524.40	839279.63	44.9	62.9	18.0	35,52	
606	B101	B101_13	Block 10	830524.40	839279.63	56.1	74.1	18.0	35,52	
607	B101	B101_14	Block 10	830524.40	839279.63	58.9	76.9	18.0	35,52	
608	B101	B101_15	Block 10	830524.40	839279.63	61.7	79.7	18.0	35,52	
609	B101	B101_16	Block 10	830524.40	839279.63	64.5	82.5	18.0	35,52	
610	B101	B101_17	Block 10	830524.40	839279.63	67.3	85.3	18.0	35,52	
611	B101	B101_18	Block 10	830524.40	839279.63	70.1	88.1	18.0	35,52	
612	B101	B101_19	Block 10	830524.40	839279.63	72.9	90.9	18.0	35,52	
613	B101	B101_24	Block 10	830524.40	839279.63	86.9	104.9	18.0	35,52	
614	B101	B101_29	Block 10	830524.40	839279.63	100.9	118.9	18.0	35,52	
615	B101	B101_34	Block 10	830524.40	839279.63	114.9	132.9	18.0	35,52	
616	B101	B101_39	Block 10	830524.40	839279.63	128.9	146.9	18.0	35,52	
617	B102	B102_GF	Block 10	830493.98	839253.22	1.5	19.5	18.0	35,52	
618	B102	B102_RF	Block 10	830493.98	839253.22	16.0	34.0	18.0	35,52	
619	B102	B102_01	Block 10	830493.98	839253.22	22.5	40.5	18.0	35,52	
620	B102	B102_02	Block 10	830493.98	839253.22	25.3	43.3	18.0	35,52	
621	B102	B102_03	Block 10	830493.98	839253.22	28.1	46.1	18.0	35,52	

List of ASRs (Within the Site)

Index	ASR	ASRID	Description	X	Y	Flagpole	Actual mPD	Grd mPD	Grid	Remarks
622	B102	B102_04	Block 10	830493.98	839253.22	30.9	48.9	18.0	35,52	
623	B102	B102_09	Block 10	830493.98	839253.22	44.9	62.9	18.0	35,52	
624	B102	B102_13	Block 10	830493.98	839253.22	56.1	74.1	18.0	35,52	
625	B102	B102_14	Block 10	830493.98	839253.22	58.9	76.9	18.0	35,52	
626	B102	B102_15	Block 10	830493.98	839253.22	61.7	79.7	18.0	35,52	
627	B102	B102_16	Block 10	830493.98	839253.22	64.5	82.5	18.0	35,52	
628	B102	B102_17	Block 10	830493.98	839253.22	67.3	85.3	18.0	35,52	
629	B102	B102_18	Block 10	830493.98	839253.22	70.1	88.1	18.0	35,52	
630	B102	B102_19	Block 10	830493.98	839253.22	72.9	90.9	18.0	35,52	
631	B102	B102_24	Block 10	830493.98	839253.22	86.9	104.9	18.0	35,52	
632	B102	B102_29	Block 10	830493.98	839253.22	100.9	118.9	18.0	35,52	
633	B102	B102_34	Block 10	830493.98	839253.22	114.9	132.9	18.0	35,52	
634	B102	B102_39	Block 10	830493.98	839253.22	128.9	146.9	18.0	35,52	
635	B103	B103_GF	Block 10	830463.02	839289.76	1.5	19.5	18.0	35,52	
636	B103	B103_RF	Block 10	830463.02	839289.76	16.0	34.0	18.0	35,52	
637	B103	B103_01	Block 10	830463.02	839289.76	22.5	40.5	18.0	35,52	
638	B103	B103_02	Block 10	830463.02	839289.76	25.3	43.3	18.0	35,52	
639	B103	B103_03	Block 10	830463.02	839289.76	28.1	46.1	18.0	35,52	
640	B103	B103_04	Block 10	830463.02	839289.76	30.9	48.9	18.0	35,52	
641	B103	B103_09	Block 10	830463.02	839289.76	44.9	62.9	18.0	35,52	
642	B103	B103_13	Block 10	830463.02	839289.76	56.1	74.1	18.0	35,52	
643	B103	B103_14	Block 10	830463.02	839289.76	58.9	76.9	18.0	35,52	
644	B103	B103_15	Block 10	830463.02	839289.76	61.7	79.7	18.0	35,52	
645	B103	B103_16	Block 10	830463.02	839289.76	64.5	82.5	18.0	35,52	
646	B103	B103_17	Block 10	830463.02	839289.76	67.3	85.3	18.0	35,52	
647	B103	B103_18	Block 10	830463.02	839289.76	70.1	88.1	18.0	35,52	
648	B103	B103_19	Block 10	830463.02	839289.76	72.9	90.9	18.0	35,52	
649	B103	B103_24	Block 10	830463.02	839289.76	86.9	104.9	18.0	35,52	
650	B103	B103_29	Block 10	830463.02	839289.76	100.9	118.9	18.0	35,52	
651	B103	B103_34	Block 10	830463.02	839289.76	114.9	132.9	18.0	35,52	
652	B103	B103_39	Block 10	830463.02	839289.76	128.9	146.9	18.0	35,52	
653	B104	B104_GF	Block 10	830490.24	839314.04	1.5	19.5	18.0	35,52	
654	B104	B104_RF	Block 10	830490.24	839314.04	16.0	34.0	18.0	35,52	
655	B104	B104_01	Block 10	830490.24	839314.04	22.5	40.5	18.0	35,52	
656	B104	B104_02	Block 10	830490.24	839314.04	25.3	43.3	18.0	35,52	
657	B104	B104_03	Block 10	830490.24	839314.04	28.1	46.1	18.0	35,52	
658	B104	B104_04	Block 10	830490.24	839314.04	30.9	48.9	18.0	35,52	
659	B104	B104_09	Block 10	830490.24	839314.04	44.9	62.9	18.0	35,52	
660	B104	B104_13	Block 10	830490.24	839314.04	56.1	74.1	18.0	35,52	
661	B104	B104_14	Block 10	830490.24	839314.04	58.9	76.9	18.0	35,52	
662	B104	B104_15	Block 10	830490.24	839314.04	61.7	79.7	18.0	35,52	
663	B104	B104_16	Block 10	830490.24	839314.04	64.5	82.5	18.0	35,52	
664	B104	B104_17	Block 10	830490.24	839314.04	67.3	85.3	18.0	35,52	
665	B104	B104_18	Block 10	830490.24	839314.04	70.1	88.1	18.0	35,52	
666	B104	B104_19	Block 10	830490.24	839314.04	72.9	90.9	18.0	35,52	
667	B104	B104_24	Block 10	830490.24	839314.04	86.9	104.9	18.0	35,52	
668	B104	B104_29	Block 10	830490.24	839314.04	100.9	118.9	18.0	35,52	
669	B104	B104_34	Block 10	830490.24	839314.04	114.9	132.9	18.0	35,52	
670	B104	B104_39	Block 10	830490.24	839314.04	128.9	146.9	18.0	35,52	
671	B111	B111_GF	Block 11	830575.64	839273.76	1.5	19.5	18.0	35,52	
672	B111	B111_RF	Block 11	830575.64	839273.76	16.0	34.0	18.0	35,52	
673	B111	B111_01	Block 11	830575.64	839273.76	22.5	40.5	18.0	35,52	
674	B111	B111_02	Block 11	830575.64	839273.76	25.3	43.3	18.0	35,52	
675	B111	B111_03	Block 11	830575.64	839273.76	28.1	46.1	18.0	35,52	
676	B111	B111_04	Block 11	830575.64	839273.76	30.9	48.9	18.0	35,52	
677	B111	B111_09	Block 11	830575.64	839273.76	44.9	62.9	18.0	35,52	
678	B111	B111_13	Block 11	830575.64	839273.76	56.1	74.1	18.0	35,52	
679	B111	B111_14	Block 11	830575.64	839273.76	58.9	76.9	18.0	35,52	
680	B111	B111_15	Block 11	830575.64	839273.76	61.7	79.7	18.0	35,52	
681	B111	B111_16	Block 11	830575.64	839273.76	64.5	82.5	18.0	35,52	
682	B111	B111_17	Block 11	830575.64	839273.76	67.3	85.3	18.0	35,52	
683	B111	B111_18	Block 11	830575.64	839273.76	70.1	88.1	18.0	35,52	
684	B111	B111_19	Block 11	830575.64	839273.76	72.9	90.9	18.0	35,52	
685	B111	B111_24	Block 11	830575.64	839273.76	86.9	104.9	18.0	35,52	
686	B111	B111_29	Block 11	830575.64	839273.76	100.9	118.9	18.0	35,52	
687	B111	B111_34	Block 11	830575.64	839273.76	114.9	132.9	18.0	35,52	
688	B111	B111_39	Block 11	830575.64	839273.76	128.9	146.9	18.0	35,52	
689	B112	B112_GF	Block 11	830592.99	839250.29	1.5	19.5	18.0	35,52	
690	B112	B112_RF	Block 11	830592.99	839250.29	16.0	34.0	18.0	35,52	

List of ASRs (Within the Site)

Index	ASR	ASRID	Description	X	Y	Flagpole	Actual mPD	Grd mPD	Grid	Remarks
691	B112	B112_01	Block 11	830592.99	839250.29	22.5	40.5	18.0	35,52	
692	B112	B112_02	Block 11	830592.99	839250.29	25.3	43.3	18.0	35,52	
693	B112	B112_03	Block 11	830592.99	839250.29	28.1	46.1	18.0	35,52	
694	B112	B112_04	Block 11	830592.99	839250.29	30.9	48.9	18.0	35,52	
695	B112	B112_09	Block 11	830592.99	839250.29	44.9	62.9	18.0	35,52	
696	B112	B112_13	Block 11	830592.99	839250.29	56.1	74.1	18.0	35,52	
697	B112	B112_14	Block 11	830592.99	839250.29	58.9	76.9	18.0	35,52	
698	B112	B112_15	Block 11	830592.99	839250.29	61.7	79.7	18.0	35,52	
699	B112	B112_16	Block 11	830592.99	839250.29	64.5	82.5	18.0	35,52	
700	B112	B112_17	Block 11	830592.99	839250.29	67.3	85.3	18.0	35,52	
701	B112	B112_18	Block 11	830592.99	839250.29	70.1	88.1	18.0	35,52	
702	B112	B112_19	Block 11	830592.99	839250.29	72.9	90.9	18.0	35,52	
703	B112	B112_24	Block 11	830592.99	839250.29	86.9	104.9	18.0	35,52	
704	B112	B112_29	Block 11	830592.99	839250.29	100.9	118.9	18.0	35,52	
705	B112	B112_34	Block 11	830592.99	839250.29	114.9	132.9	18.0	35,52	
706	B112	B112_39	Block 11	830592.99	839250.29	128.9	146.9	18.0	35,52	
707	B113	B113_GF	Block 11	830553.22	839215.88	1.5	19.5	18.0	35,52	
708	B113	B113_RF	Block 11	830553.22	839215.88	16.0	34.0	18.0	35,52	
709	B113	B113_01	Block 11	830553.22	839215.88	22.5	40.5	18.0	35,52	
710	B113	B113_02	Block 11	830553.22	839215.88	25.3	43.3	18.0	35,52	
711	B113	B113_03	Block 11	830553.22	839215.88	28.1	46.1	18.0	35,52	
712	B113	B113_04	Block 11	830553.22	839215.88	30.9	48.9	18.0	35,52	
713	B113	B113_09	Block 11	830553.22	839215.88	44.9	62.9	18.0	35,52	
714	B113	B113_13	Block 11	830553.22	839215.88	56.1	74.1	18.0	35,52	
715	B113	B113_14	Block 11	830553.22	839215.88	58.9	76.9	18.0	35,52	
716	B113	B113_15	Block 11	830553.22	839215.88	61.7	79.7	18.0	35,52	
717	B113	B113_16	Block 11	830553.22	839215.88	64.5	82.5	18.0	35,52	
718	B113	B113_17	Block 11	830553.22	839215.88	67.3	85.3	18.0	35,52	
719	B113	B113_18	Block 11	830553.22	839215.88	70.1	88.1	18.0	35,52	
720	B113	B113_19	Block 11	830553.22	839215.88	72.9	90.9	18.0	35,52	
721	B113	B113_24	Block 11	830553.22	839215.88	86.9	104.9	18.0	35,52	
722	B113	B113_29	Block 11	830553.22	839215.88	100.9	118.9	18.0	35,52	
723	B113	B113_34	Block 11	830553.22	839215.88	114.9	132.9	18.0	35,52	
724	B113	B113_39	Block 11	830553.22	839215.88	128.9	146.9	18.0	35,52	
725	B114	B114_GF	Block 11	830530.54	839244.15	1.5	19.5	18.0	35,52	
726	B114	B114_RF	Block 11	830530.54	839244.15	16.0	34.0	18.0	35,52	
727	B114	B114_01	Block 11	830530.54	839244.15	22.5	40.5	18.0	35,52	
728	B114	B114_02	Block 11	830530.54	839244.15	25.3	43.3	18.0	35,52	
729	B114	B114_03	Block 11	830530.54	839244.15	28.1	46.1	18.0	35,52	
730	B114	B114_04	Block 11	830530.54	839244.15	30.9	48.9	18.0	35,52	
731	B114	B114_09	Block 11	830530.54	839244.15	44.9	62.9	18.0	35,52	
732	B114	B114_13	Block 11	830530.54	839244.15	56.1	74.1	18.0	35,52	
733	B114	B114_14	Block 11	830530.54	839244.15	58.9	76.9	18.0	35,52	
734	B114	B114_15	Block 11	830530.54	839244.15	61.7	79.7	18.0	35,52	
735	B114	B114_16	Block 11	830530.54	839244.15	64.5	82.5	18.0	35,52	
736	B114	B114_17	Block 11	830530.54	839244.15	67.3	85.3	18.0	35,52	
737	B114	B114_18	Block 11	830530.54	839244.15	70.1	88.1	18.0	35,52	
738	B114	B114_19	Block 11	830530.54	839244.15	72.9	90.9	18.0	35,52	
739	B114	B114_24	Block 11	830530.54	839244.15	86.9	104.9	18.0	35,52	
740	B114	B114_29	Block 11	830530.54	839244.15	100.9	118.9	18.0	35,52	
741	B114	B114_34	Block 11	830530.54	839244.15	114.9	132.9	18.0	35,52	
742	B114	B114_39	Block 11	830530.54	839244.15	128.9	146.9	18.0	35,52	
743	B121	B121_GF	Block 12	830558.61	839351.25	1.5	19.5	18.0	35,52	
744	B121	B121_RF	Block 12	830558.61	839351.25	16.0	34.0	18.0	35,52	
745	B121	B121_01	Block 12	830558.61	839351.25	22.5	40.5	18.0	35,52	
746	B121	B121_02	Block 12	830558.61	839351.25	25.3	43.3	18.0	35,52	
747	B121	B121_03	Block 12	830558.61	839351.25	28.1	46.1	18.0	35,52	
748	B121	B121_04	Block 12	830558.61	839351.25	30.9	48.9	18.0	35,52	
749	B121	B121_09	Block 12	830558.61	839351.25	44.9	62.9	18.0	35,52	
750	B121	B121_13	Block 12	830558.61	839351.25	56.1	74.1	18.0	35,52	
751	B121	B121_14	Block 12	830558.61	839351.25	58.9	76.9	18.0	35,52	
752	B121	B121_15	Block 12	830558.61	839351.25	61.7	79.7	18.0	35,52	
753	B121	B121_16	Block 12	830558.61	839351.25	64.5	82.5	18.0	35,52	
754	B121	B121_17	Block 12	830558.61	839351.25	67.3	85.3	18.0	35,52	
755	B121	B121_18	Block 12	830558.61	839351.25	70.1	88.1	18.0	35,52	
756	B121	B121_19	Block 12	830558.61	839351.25	72.9	90.9	18.0	35,52	
757	B121	B121_24	Block 12	830558.61	839351.25	86.9	104.9	18.0	35,52	
758	B121	B121_29	Block 12	830558.61	839351.25	100.9	118.9	18.0	35,52	
759	B121	B121_34	Block 12	830558.61	839351.25	114.9	132.9	18.0	35,52	

List of ASRs (Within the Site)

Index	ASR	ASRID	Description	X	Y	Flagpole	Actual mPD	Grd mPD	Grid	Remarks
760	B121	B121_39	Block 12	830558.61	839351.25	128.9	146.9	18.0	35,52	
761	B122	B122_GF	Block 12	830519.92	839326.56	1.5	19.5	18.0	35,52	
762	B122	B122_RF	Block 12	830519.92	839326.56	16.0	34.0	18.0	35,52	
763	B122	B122_01	Block 12	830519.92	839326.56	22.5	40.5	18.0	35,52	
764	B122	B122_02	Block 12	830519.92	839326.56	25.3	43.3	18.0	35,52	
765	B122	B122_03	Block 12	830519.92	839326.56	28.1	46.1	18.0	35,52	
766	B122	B122_04	Block 12	830519.92	839326.56	30.9	48.9	18.0	35,52	
767	B122	B122_09	Block 12	830519.92	839326.56	44.9	62.9	18.0	35,52	
768	B122	B122_13	Block 12	830519.92	839326.56	56.1	74.1	18.0	35,52	
769	B122	B122_14	Block 12	830519.92	839326.56	58.9	76.9	18.0	35,52	
770	B122	B122_15	Block 12	830519.92	839326.56	61.7	79.7	18.0	35,52	
771	B122	B122_16	Block 12	830519.92	839326.56	64.5	82.5	18.0	35,52	
772	B122	B122_17	Block 12	830519.92	839326.56	67.3	85.3	18.0	35,52	
773	B122	B122_18	Block 12	830519.92	839326.56	70.1	88.1	18.0	35,52	
774	B122	B122_19	Block 12	830519.92	839326.56	72.9	90.9	18.0	35,52	
775	B122	B122_24	Block 12	830519.92	839326.56	86.9	104.9	18.0	35,52	
776	B122	B122_29	Block 12	830519.92	839326.56	100.9	118.9	18.0	35,52	
777	B122	B122_34	Block 12	830519.92	839326.56	114.9	132.9	18.0	35,52	
778	B122	B122_39	Block 12	830519.92	839326.56	128.9	146.9	18.0	35,52	
779	B123	B123_GF	Block 12	830512.76	839361.70	1.5	19.5	18.0	35,52	
780	B123	B123_RF	Block 12	830512.76	839361.70	16.0	34.0	18.0	35,52	
781	B123	B123_01	Block 12	830512.76	839361.70	22.5	40.5	18.0	35,52	
782	B123	B123_02	Block 12	830512.76	839361.70	25.3	43.3	18.0	35,52	
783	B123	B123_03	Block 12	830512.76	839361.70	28.1	46.1	18.0	35,52	
784	B123	B123_04	Block 12	830512.76	839361.70	30.9	48.9	18.0	35,52	
785	B123	B123_09	Block 12	830512.76	839361.70	44.9	62.9	18.0	35,52	
786	B123	B123_13	Block 12	830512.76	839361.70	56.1	74.1	18.0	35,52	
787	B123	B123_14	Block 12	830512.76	839361.70	58.9	76.9	18.0	35,52	
788	B123	B123_15	Block 12	830512.76	839361.70	61.7	79.7	18.0	35,52	
789	B123	B123_16	Block 12	830512.76	839361.70	64.5	82.5	18.0	35,52	
790	B123	B123_17	Block 12	830512.76	839361.70	67.3	85.3	18.0	35,52	
791	B123	B123_18	Block 12	830512.76	839361.70	70.1	88.1	18.0	35,52	
792	B123	B123_19	Block 12	830512.76	839361.70	72.9	90.9	18.0	35,52	
793	B123	B123_24	Block 12	830512.76	839361.70	86.9	104.9	18.0	35,52	
794	B123	B123_29	Block 12	830512.76	839361.70	100.9	118.9	18.0	35,52	
795	B123	B123_34	Block 12	830512.76	839361.70	114.9	132.9	18.0	35,52	
796	B123	B123_39	Block 12	830512.76	839361.70	128.9	146.9	18.0	35,52	
797	CF01	CF01_1F	Community Facilities	830711.13	839416.13	15.0	29.5	14.5	35,52	
798	CF01	CF01_2F	Community Facilities	830711.13	839416.13	19.0	33.5	14.5	35,52	
799	CF01	CF01_3F	Community Facilities	830711.13	839416.13	23.0	37.5	14.5	35,52	
800	CF01	CF01_4F	Community Facilities	830711.13	839416.13	27.0	41.5	14.5	35,52	
801	CF01	CF01_5F	Community Facilities	830711.13	839416.13	31.0	45.5	14.5	35,52	
802	CF01	CF01_6F	Community Facilities	830711.13	839416.13	35.0	49.5	14.5	35,52	
803	CF01	CF01_7F	Community Facilities	830711.13	839416.13	39.0	53.5	14.5	35,52	
804	CF02	CF02_1F	Community Facilities	830720.54	839361.17	15.0	29.5	14.5	35,52	
805	CF02	CF02_2F	Community Facilities	830720.54	839361.17	19.0	33.5	14.5	35,52	
806	CF02	CF02_3F	Community Facilities	830720.54	839361.17	23.0	37.5	14.5	35,52	
807	CF02	CF02_4F	Community Facilities	830720.54	839361.17	27.0	41.5	14.5	35,52	
808	CF02	CF02_5F	Community Facilities	830720.54	839361.17	31.0	45.5	14.5	35,52	
809	CF02	CF02_6F	Community Facilities	830720.54	839361.17	35.0	49.5	14.5	35,52	
810	CF02	CF02_7F	Community Facilities	830720.54	839361.17	39.0	53.5	14.5	35,52	
811	CF03	CF03_1F	Community Facilities	830671.64	839364.79	15.0	29.5	14.5	35,52	
812	CF03	CF03_2F	Community Facilities	830671.64	839364.79	19.0	33.5	14.5	35,52	
813	CF03	CF03_3F	Community Facilities	830671.64	839364.79	23.0	37.5	14.5	35,52	
814	CF03	CF03_4F	Community Facilities	830671.64	839364.79	27.0	41.5	14.5	35,52	
815	CF03	CF03_5F	Community Facilities	830671.64	839364.79	31.0	45.5	14.5	35,52	
816	CF03	CF03_6F	Community Facilities	830671.64	839364.79	35.0	49.5	14.5	35,52	
817	CF03	CF03_7F	Community Facilities	830671.64	839364.79	39.0	53.5	14.5	35,52	
818	CF04	CF04_1F	Community Facilities	830634.64	839374.39	15.0	29.5	14.5	35,52	
819	CF04	CF04_2F	Community Facilities	830634.64	839374.39	19.0	33.5	14.5	35,52	
820	CF04	CF04_3F	Community Facilities	830634.64	839374.39	23.0	37.5	14.5	35,52	
821	CF04	CF04_4F	Community Facilities	830634.64	839374.39	27.0	41.5	14.5	35,52	
822	CF04	CF04_5F	Community Facilities	830634.64	839374.39	31.0	45.5	14.5	35,52	
823	CF04	CF04_6F	Community Facilities	830634.64	839374.39	35.0	49.5	14.5	35,52	
824	CF04	CF04_7F	Community Facilities	830634.64	839374.39	39.0	53.5	14.5	35,52	
825	CF05	CF05_1F	Community Facilities	830653.57	839426.64	15.0	29.5	14.5	35,52	
826	CF05	CF05_2F	Community Facilities	830653.57	839426.64	19.0	33.5	14.5	35,52	
827	CF05	CF05_3F	Community Facilities	830653.57	839426.64	23.0	37.5	14.5	35,52	
828	CF05	CF05_4F	Community Facilities	830653.57	839426.64	27.0	41.5	14.5	35,52	

List of ASRs (Within the Site)

Index	ASR	ASRID	Description	X	Y	Flagpole	Actual mPD	Grd mPD	Grid	Remarks
829	CF05	CF05_5F	Community Facilities	830653.57	839426.64	31.0	45.5	14.5	35,52	
830	CF05	CF05_6F	Community Facilities	830653.57	839426.64	35.0	49.5	14.5	35,52	
831	CF05	CF05_7F	Community Facilities	830653.57	839426.64	39.0	53.5	14.5	35,52	
832	CP01	CP01_PF	Podium	830726.10	839419.64	15.0	29.5	14.5	35,52	
833	CP02	CP02_PF	Podium	830739.50	839354.55	15.0	29.5	14.5	35,52	
834	CP03	CP03_PF	Podium	830646.67	839342.01	15.0	29.5	14.5	35,52	
835	CP04	CP04_PF	Podium	830582.69	839384.77	21.0	35.5	14.5	35,52	
836	CP05	CP05_PF	Podium	830546.34	839404.96	21.0	35.5	14.5	35,52	
837	CP06	CP06_PF	Podium	830580.08	839458.09	21.0	35.5	14.5	35,52	
838	CS01	CS01_00150	Primary School	830663.09	839593.02	1.5	-	14.5	35,52	Assumption
839	CS01	CS01_00500	Primary School	830663.09	839593.02	5.0	-	14.5	35,52	Assumption
840	CS01	CS01_01000	Primary School	830663.09	839593.02	10.0	-	14.5	35,52	Assumption
841	CS01	CS01_01500	Primary School	830663.09	839593.02	15.0	-	14.5	35,52	Assumption
842	CS01	CS01_02000	Primary School	830663.09	839593.02	20.0	-	14.5	35,52	Assumption
843	CS01	CS01_02500	Primary School	830663.09	839593.02	25.0	-	14.5	35,52	Assumption
844	CS02	CS02_00150	Primary School	830653.16	839579.53	1.5	-	14.5	35,52	Assumption
845	CS02	CS02_00500	Primary School	830653.16	839579.53	5.0	-	14.5	35,52	Assumption
846	CS02	CS02_01000	Primary School	830653.16	839579.53	10.0	-	14.5	35,52	Assumption
847	CS02	CS02_01500	Primary School	830653.16	839579.53	15.0	-	14.5	35,52	Assumption
848	CS02	CS02_02000	Primary School	830653.16	839579.53	20.0	-	14.5	35,52	Assumption
849	CS02	CS02_02500	Primary School	830653.16	839579.53	25.0	-	14.5	35,52	Assumption
850	CS03	CS03_00150	Primary School	830616.66	839612.71	1.5	-	14.5	35,52	Assumption
851	CS03	CS03_00500	Primary School	830616.66	839612.71	5.0	-	14.5	35,52	Assumption
852	CS03	CS03_01000	Primary School	830616.66	839612.71	10.0	-	14.5	35,52	Assumption
853	CS03	CS03_01500	Primary School	830616.66	839612.71	15.0	-	14.5	35,52	Assumption
854	CS03	CS03_02000	Primary School	830616.66	839612.71	20.0	-	14.5	35,52	Assumption
855	CS03	CS03_02500	Primary School	830616.66	839612.71	25.0	-	14.5	35,52	Assumption
856	CS04	CS04_00150	Primary School	830634.32	839639.34	1.5	-	14.5	35,52	Assumption
857	CS04	CS04_00500	Primary School	830634.32	839639.34	5.0	-	14.5	35,52	Assumption
858	CS04	CS04_01000	Primary School	830634.32	839639.34	10.0	-	14.5	35,52	Assumption
859	CS04	CS04_01500	Primary School	830634.32	839639.34	15.0	-	14.5	35,52	Assumption
860	CS04	CS04_02000	Primary School	830634.32	839639.34	20.0	-	14.5	35,52	Assumption
861	CS04	CS04_02500	Primary School	830634.32	839639.34	25.0	-	14.5	35,52	Assumption
862	CS05	CS05_00150	Primary School	830649.60	839628.40	1.5	-	14.5	35,52	Assumption
863	CS05	CS05_00500	Primary School	830649.60	839628.40	5.0	-	14.5	35,52	Assumption
864	CS05	CS05_01000	Primary School	830649.60	839628.40	10.0	-	14.5	35,52	Assumption
865	CS05	CS05_01500	Primary School	830649.60	839628.40	15.0	-	14.5	35,52	Assumption
866	CS05	CS05_02000	Primary School	830649.60	839628.40	20.0	-	14.5	35,52	Assumption
867	CS05	CS05_02500	Primary School	830649.60	839628.40	25.0	-	14.5	35,52	Assumption
868	CS06	CS06_00150	Primary School	830690.59	839611.09	1.5	-	14.5	35,52	Assumption
869	CS06	CS06_00500	Primary School	830690.59	839611.09	5.0	-	14.5	35,52	Assumption
870	CS06	CS06_01000	Primary School	830690.59	839611.09	10.0	-	14.5	35,52	Assumption
871	CS06	CS06_01500	Primary School	830690.59	839611.09	15.0	-	14.5	35,52	Assumption
872	CS06	CS06_02000	Primary School	830690.59	839611.09	20.0	-	14.5	35,52	Assumption
873	CS06	CS06_02500	Primary School	830690.59	839611.09	25.0	-	14.5	35,52	Assumption
874	PP01	PP01_00150	Proposed Visiting Centre	830495.51	839205.89	1.5		20.6	35,52	Assumption
875	PP02	PP02_00150	Proposed Visiting Centre	830531.88	839193.36	1.5		20.6	35,52	Assumption
876	PP03	PP03_00150	Proposed Visiting Centre	830526.13	839176.89	1.5		20.6	35,52	Assumption
877	PP04	PP04_00150	Proposed Visiting Centre	830489.71	839188.85	1.5		20.6	35,52	Assumption

Appendix 3.2

Construction Programme, Dust Emission Inventory and Source Locations

Emission Profile on Construction Dust

Calculation of Dust Suppression Efficiency

Dust supression rates can be estimated based on Equation 3-2 provided in the Control of Open Fugitive Dust Sources Final Report, referenced in the AP-42.

Equation 3-2:	**Equation: Average Control Efficiency (%) = 100 - (0.8 * p * d * t / i)**			
Annual Evaporation Rate	=	1227.3	mm	Annual averaged evaporation rate recorded at King's Park Station between 1981 and 2010
	=	48.3188	inch	1mm = 0.03937inch
p = potential average hourly daytime evaporation rate	=	0.2368	mm/hr	P = 0.0049 x evaporation for annual conditions
d = average maximum hourly daytime traffic rate	=	12	/hr	Maximum no. of vehicles generated per hour during peak construction period estimated by Engineer
i = application intensity	=	0.274	L/m^2	Assumption provided is for assessment predictions only. Actual figures would be defined in detailed design stage.
t = time between applications	=	1.00	hr	12 Working hours and Water spraying frequency of 12 times/day; t = working hours/spray frequency
Control Efficiency	=	**91.70**	%	

Heavy Construction Emission

TSP Emission Rate	=	2.69	Mg/hectare/month	Note 1
Active Operating Area	=	100	%	
PM10/TSP Ratio	=	0.473		Note 2
PM2.5/TSP Ratio	=	0.072		Note 2
TSP Emission Rate (Unmitigated)	=	**2.08E-04**	$g/m^2/s$	Note 3
PM10 Emission Rate (Unmitigated)	=	**9.82E-05**	$g/m^2/s$	Note 2,3
PM2.5 Emission Rate (Unmitigated)	=	**1.49E-05**	$g/m^2/s$	Note 2,3
Mitigated Ratio		**91.70**	%	
TSP Emission Rate (Mitigated)	=	**1.72E-05**	$g/m^2/s$	Note 3
PM10 Emission Rate (Mitigated)	=	**8.14E-06**	$g/m^2/s$	Note 2,3
PM2.5 Emission Rate (Mitigated)	=	**1.24E-06**	$g/m^2/s$	Note 2,3

Wind Erosion Emission on Exposed Ground

TSP Emission Factor	=	0.85	Mg/hectare/year	Note 4
PM10/TSP Ratio	=	0.473		Note 2
PM2.5/TSP Ratio	=	0.072		Note 2
TSP Emission Rate (Unmitigated)	=	**2.70E-06**	$g/m^2/s$	
PM10 Emission Rate (Unmitigated)	=	**1.27E-06**	$g/m^2/s$	Note 2
PM2.5 Emission Rate (Unmitigated)	=	**1.94E-07**	$g/m^2/s$	Note 2

Remarks

Note 1	USEPA AP42, 5th Edition, Vol.1, Chapter 13.2.3.3
Note 2	Derive from Patriculate Size Mulitplier (k) of USEPA AP42, 5th Edition, Vol.1, Chapter 13.2.4, Page 13.2.4-4
Note 3	30 working days/month as per USEPA AP42, 5th Edition, Vol.1, Chapter 13.2.3, Page 13.2.3-2 and assume 12 working hours/day
Note 4	USEPA AP42, 5th Edition, Vol.1, Chapter 11.9, Table 11.9.4

Emission Inventory on Construction Dust

Unmitigated Scenario (T1U)

Consturction Zone	Model ID	Working Hours (0700-1900)			Non-working Hours (1900-0700)			Emission Heights	
		TSP	RSP/PM10	FSP/PM2.5	TSP	RSP/PM10	FSP/PM2.5		
		$g/m^2/s$	$g/m^2/s$	$g/m^2/s$	$g/m^2/s$	$g/m^2/s$	$g/m^2/s$	mAG	
Proposed Housing Site	A	2.08E-04	9.82E-05	1.49E-05	2.70E-06	1.27E-06	1.94E-07	0	(No Hoarding)
Proposed School Site	B	2.08E-04	9.82E-05	1.49E-05	2.70E-06	1.27E-06	1.94E-07	0	(No Hoarding)
North Hospital Expansion	C	1.72E-05	8.14E-06	1.24E-06	2.70E-06	1.27E-06	1.94E-07	2.4	(Assume 2.4m Standard Hoarding)
Potential Housing Development at Ching Hiu Road	D	1.72E-05	8.14E-06	1.24E-06	2.70E-06	1.27E-06	1.94E-07	2.4	(Assume 2.4m Standard Hoarding)
Potential Housing Development at Tai Tau Leng	E	1.72E-05	8.14E-06	1.24E-06	2.70E-06	1.27E-06	1.94E-07	2.4	(Assume 2.4m Standard Hoarding)
Po Shek Wu Road Flyover and Fanling Highway Expansion	F	1.72E-05	8.14E-06	1.24E-06	2.70E-06	1.27E-06	1.94E-07	2.4	(Assume 2.4m Standard Hoarding)
Private Housing Development at Lot 4076 in D.D.91	G	1.72E-05	8.14E-06	1.24E-06	2.70E-06	1.27E-06	1.94E-07	2.4	(Assume 2.4m Standard Hoarding)

Mitigated Scenario (T1M)

Consturction Zone	Model ID	Working Hours (0700-1900)			Non-working Hours (1900-0700)			Emission Heights	
		TSP	RSP/PM10	FSP/PM2.5	TSP	RSP/PM10	FSP/PM2.5		
		$g/m^2/s$	$g/m^2/s$	$g/m^2/s$	$g/m^2/s$	$g/m^2/s$	$g/m^2/s$	mAG	
Proposed Housing Site	A	1.72E-05	8.14E-06	1.24E-06	2.70E-06	1.27E-06	1.94E-07	3.0	(Proposed 3m Hoarding)
Proposed School Site	B	1.72E-05	8.14E-06	1.24E-06	2.70E-06	1.27E-06	1.94E-07	3.0	(Proposed 3m Hoarding)
North Hospital Expansion	C	1.72E-05	8.14E-06	1.24E-06	2.70E-06	1.27E-06	1.94E-07	2.4	(Assume 2.4m Standard Hoarding)
Potential Housing Development at Ching Hiu Road	D	1.72E-05	8.14E-06	1.24E-06	2.70E-06	1.27E-06	1.94E-07	2.4	(Assume 2.4m Standard Hoarding)
Potential Housing Development at Tai Tau Leng	E	1.72E-05	8.14E-06	1.24E-06	2.70E-06	1.27E-06	1.94E-07	2.4	(Assume 2.4m Standard Hoarding)
Po Shek Wu Road Flyover and Fanling Highway Expansion	F	1.72E-05	8.14E-06	1.24E-06	2.70E-06	1.27E-06	1.94E-07	2.4	(Assume 2.4m Standard Hoarding)
Private Housing Development at Lot 4076 in D.D.91	G	1.72E-05	8.14E-06	1.24E-06	2.70E-06	1.27E-06	1.94E-07	2.4	(Assume 2.4m Standard Hoarding)

Remarks

Emission Rate at Working Hours = Heavy Construction; Emission Rate at Non-Working Hours = Wind Erosion. Assume Work on 0700-1900, Monday-Saturday only.

Ratio Profile

Start Hour	End Hour	Wind Erosion/Unmitigated Emission Rate			Wind Erosion/Mitigated Emission Rate		
		Hourly Profile Ratio (Maximum as baseline)			Hourly Profile Ratio (Maximum as baseline)		
		Mon-Fri	Sat	Sun	Mon-Fri	Sat	Sun
0	100	0.0130	0.0130	0.0130	0.1565	0.1565	0.1565
100	200	0.0130	0.0130	0.0130	0.1565	0.1565	0.1565
200	300	0.0130	0.0130	0.0130	0.1565	0.1565	0.1565
300	400	0.0130	0.0130	0.0130	0.1565	0.1565	0.1565
400	500	0.0130	0.0130	0.0130	0.1565	0.1565	0.1565
500	600	0.0130	0.0130	0.0130	0.1565	0.1565	0.1565
600	700	0.0130	0.0130	0.0130	0.1565	0.1565	0.1565
700	800	1.0000	1.0000	0.0130	1.0000	1.0000	0.1565
800	900	1.0000	1.0000	0.0130	1.0000	1.0000	0.1565
900	1000	1.0000	1.0000	0.0130	1.0000	1.0000	0.1565
1000	1100	1.0000	1.0000	0.0130	1.0000	1.0000	0.1565
1100	1200	1.0000	1.0000	0.0130	1.0000	1.0000	0.1565
1200	1300	1.0000	1.0000	0.0130	1.0000	1.0000	0.1565
1300	1400	1.0000	1.0000	0.0130	1.0000	1.0000	0.1565
1400	1500	1.0000	1.0000	0.0130	1.0000	1.0000	0.1565
1500	1600	1.0000	1.0000	0.0130	1.0000	1.0000	0.1565
1600	1700	1.0000	1.0000	0.0130	1.0000	1.0000	0.1565
1700	1800	1.0000	1.0000	0.0130	1.0000	1.0000	0.1565
1800	1900	1.0000	1.0000	0.0130	1.0000	1.0000	0.1565
1900	2000	0.0130	0.0130	0.0130	0.1565	0.1565	0.1565
2000	2100	0.0130	0.0130	0.0130	0.1565	0.1565	0.1565
2100	2200	0.0130	0.0130	0.0130	0.1565	0.1565	0.1565
2200	2300	0.0130	0.0130	0.0130	0.1565	0.1565	0.1565
2300	2400	0.0130	0.0130	0.0130	0.1565	0.1565	0.1565

Project: **Agreement No. CE 17/2019 (CE) Technical Study on Partial Development of Fanling Golf Course Site – Feasibility Study**
Title: **Tentative Construction Programme**

Item	Task	Works Area ID	Duration (months)
A	**Public Housing Development in Zone 1**		
A 1	Site Clearance	A	6
A 2	Land Decontamination	A	12
A 3	Site Formation (including Construction of Retaining Structure & Slopework)	A	18
A 4	Infrastructure Works (Pipe Laying & Reinstatement, internal road)	A	48
A 5	PTI Structure [1]	A	48
A 6	Sub-structure and Superstructure Construction [1]	A	48
B	**School Site in Zone 1**		
B 1	Site Clearance	B	6
B 2	Land Decontamination	B	12
B 3	Site Formation (Construction of Retaining Structure & Slopework)	B	15
B 4	Infrastructure Works (Pipe Laying & Reinstatement)	B	36
B 5	Sub-structure and Superstructure Construction [1]	B	36

Note:
[1] Subject to future project proponent of the public housing development.

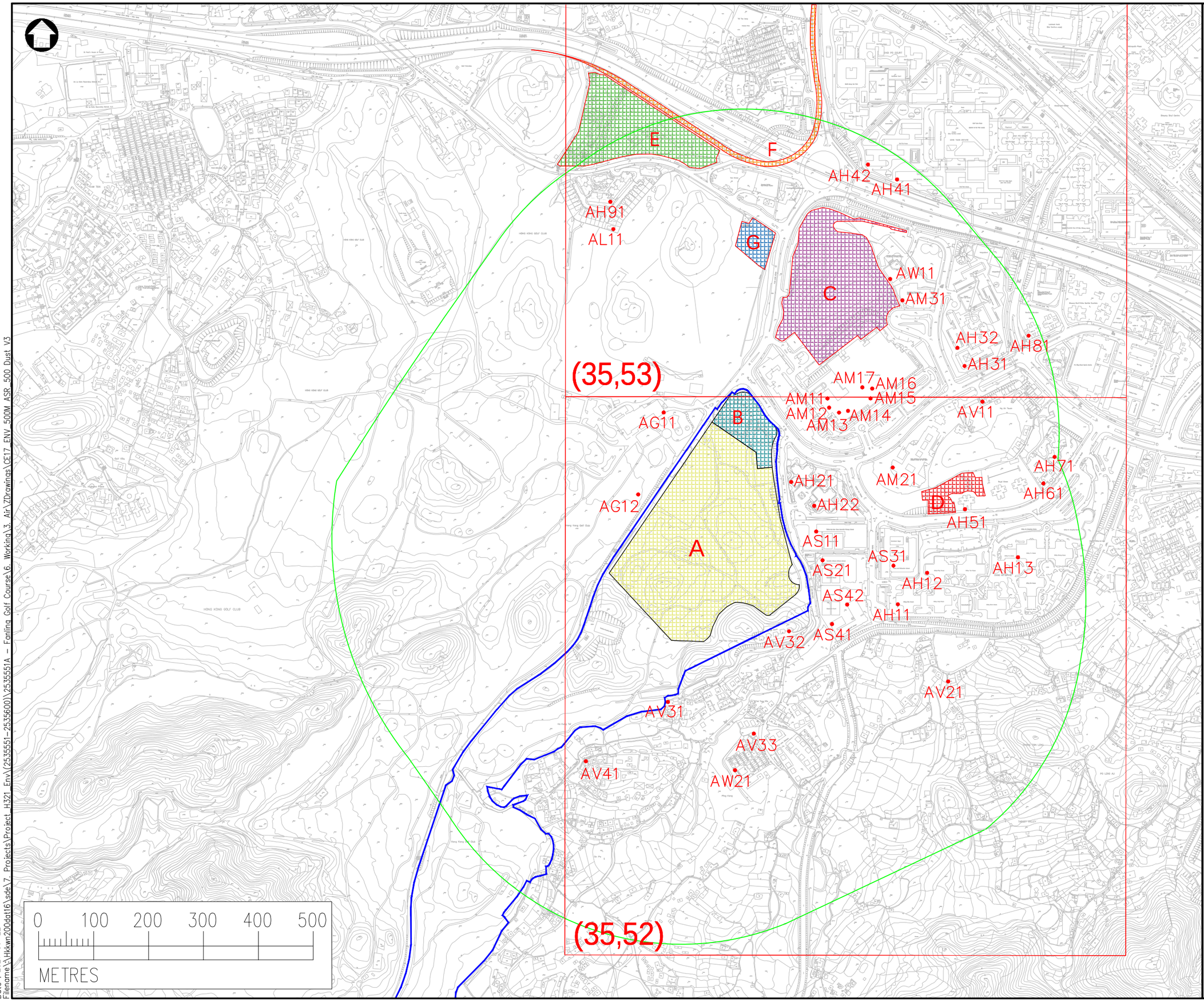

Date : 2021-06-22
Filename:\\Hkkwn200data16\sde\7. Projects\Project H321 Env\(2535551-2535600)\2535551A - Fanling Golf Course\6. Working\3. Air\Drawings\CE17_ENV_500M ASR_500 Dust V3

NOTES :

1. ALL DIMENSIONS ARE IN MILLIMETRES UNLESS OTHERWISE STATED.
2. ALL LEVELS ARE IN METRES (M) AND RELATIVE TO HONG KONG PRINCIPAL DATUM (mPD).

LEGEND :

- PROJECT BOUNDARY
- 500M QUANTITATIVE ASSESSMENT AREA FOR CONSTRUCTION PHASE
- A – PROPOSED HOUSING SITE
- B – PROPOSED SCHOOL SITE
- CONCURRENT PROJECTS
- C – NORTH DISTRICT HOSPITAL EXPANSION
- D – POTENTIAL HOUSING DEVELOPMENT AT CHING HIU ROAD
- E – POTENTIAL HOUSING DEVELOPMENT AT TAI TAU LENG
- F – PO SHEK WU ROAD FLYOVER AND FANLING HIGHWAY EXPANSION
- G – PRIVATE HOUSING DEVELOPMENT AT LOT4076 IN D.D.91
- REPRESENTATIVE AIR SENSITIVE RECEIVERS
- (XX,XX) REPRESENTATIVE PATH GRIDS

Rev	Description	By	Date

Consultant

wsp

Project title

AGREEMENT NO. CE17/2019 (CE)
TECHNICAL STUDY ON PARTIAL DEVELOPMENT OF FANLING GOLF COURSE SITE
– FEASIBILITY STUDY

Drawing title

QUANTITATIVE ASSESSMENT AREA FOR CONSTRUCTION PHASE

Drawing no.	Rev.
APPENDIX	0

Drawn	Date	Checked	Approved
DH	JUN2021	MW	DL

Scale	Status
AS SHOWN	

© COPYRIGHT RESERVED

土木工程拓展署
CIVIL ENGINEERING AND DEVELOPMENT DEPARTMENT
NORTH DEVELOPMENT OFFICE

Appendix 3.3
Details Construction Dust Results

Predicted Pollutant Concentrations at Assessment Locations

For Construction Phase

ASR	Description	Height (mAG)	Construction Phase (Model ID: C)													
			Tier 1 Unmit Case (Model ID: T1U)							Tier 1 Mit Case (Model ID: T1M)						
			TSP	RSP		FSP				TSP	RSP		FSP			
			Highest Hourly Averaged Conc. (ug/m^3)	10th Highest Daily Averaged Conc. (ug/m^3)	Annual Averaged Conc. (ug/m^3)	36th Highest Daily Averaged Conc. (ug/m^3)	19th Highest Daily Averaged Conc. (ug/m^3)	10th Highest Daily Averaged Conc. (ug/m^3)	Annual Averaged Conc. (ug/m^3)	Highest Hourly Averaged Conc. (ug/m^3)	10th Highest Daily Averaged Conc. (ug/m^3)	Annual Averaged Conc. (ug/m^3)	36th Highest Daily Averaged Conc. (ug/m^3)	19th Highest Daily Averaged Conc. (ug/m^3)	10th Highest Daily Averaged Conc. (ug/m^3)	Annual Averaged Conc. (ug/m^3)
	AQO Standard (Starting from JAN 1 2022)		**500**	**100**	**50**	**50**	**50**		**25**	**500**	**100**	**50**	**50**	**50**		**25**
AH11_00150	Ching Ho Estate - Ching Chiu House	1.5	1405.6	74.5	32.2	25.8	38.4	49.7	16.5	194.5	66.5	28.3	25.2	36.1	49.7	15.9
AH11_00500	Ching Ho Estate - Ching Chiu House	5.0	1408.4	73.8	32.1	25.8	38.3	49.7	16.5	194.2	66.5	28.3	25.2	36.1	49.7	15.9
AH11_01000	Ching Ho Estate - Ching Chiu House	10.0	1537.9	73.4	31.8	25.8	38.3	49.7	16.4	193.9	66.2	28.2	25.2	36.1	49.7	15.8
AH11_01500	Ching Ho Estate - Ching Chiu House	15.0	1433.2	72.8	31.3	25.8	38.1	49.6	16.3	193.6	65.8	28.0	25.2	36.1	49.6	15.8
AH11_02000	Ching Ho Estate - Ching Chiu House	20.0	993.5	72.1	30.7	25.2	36.1	49.6	16.2	193.4	65.5	27.8	25.2	36.1	49.6	15.7
AH11_02500	Ching Ho Estate - Ching Chiu House	25.0	637.3	66.9	30.2	25.2	36.0	49.6	16.1	193.2	65.3	27.6	25.2	36.0	49.6	15.7
AH11_03000	Ching Ho Estate - Ching Chiu House	30.0	485.6	65.2	29.8	25.2	36.0	49.6	16.0	193.0	65.2	27.5	25.2	36.0	49.6	15.7
AH11_04000	Ching Ho Estate - Ching Chiu House	40.0	407.7	65.1	29.4	25.2	36.0	49.6	16.0	192.8	65.1	27.5	25.2	36.0	49.6	15.6
AH11_05000	Ching Ho Estate - Ching Chiu House	50.0	328.7	65.1	29.1	25.2	36.0	49.6	15.9	192.6	65.0	27.4	25.2	36.0	49.6	15.6
AH11_07500	Ching Ho Estate - Ching Chiu House	75.0	228.5	65.0	28.6	25.2	36.0	49.6	15.8	192.3	64.9	27.4	25.2	36.0	49.6	15.6
AH11_10000	Ching Ho Estate - Ching Chiu House	100.0	219.3	64.9	28.2	25.2	36.0	49.6	15.7	192.0	64.9	27.3	25.2	36.0	49.6	15.6
AH12_00150	Ching Ho Estate - Ching Ping House	1.5	1458.7	75.3	32.1	25.9	38.4	49.7	16.5	194.6	67.1	28.4	25.3	36.2	49.7	15.9
AH12_00500	Ching Ho Estate - Ching Ping House	5.0	1461.0	74.8	32.0	25.9	38.4	49.7	16.5	194.5	67.0	28.4	25.2	36.2	49.7	15.9
AH12_01000	Ching Ho Estate - Ching Ping House	10.0	1575.7	73.5	31.8	25.8	38.3	49.7	16.4	194.3	66.4	28.2	25.2	36.1	49.7	15.8
AH12_01500	Ching Ho Estate - Ching Ping House	15.0	1511.9	72.8	31.3	25.8	38.2	49.7	16.3	194.0	65.8	28.0	25.2	36.1	49.7	15.8
AH12_02000	Ching Ho Estate - Ching Ping House	20.0	1142.1	72.1	30.8	25.7	36.5	49.6	16.2	193.8	65.4	27.8	25.2	36.0	49.6	15.7
AH12_02500	Ching Ho Estate - Ching Ping House	25.0	675.9	71.3	30.3	25.2	36.0	49.6	16.1	193.5	65.3	27.7	25.2	36.0	49.6	15.7
AH12_03000	Ching Ho Estate - Ching Ping House	30.0	548.2	65.2	29.9	25.2	36.0	49.6	16.1	193.3	65.2	27.6	25.2	36.0	49.6	15.7
AH12_04000	Ching Ho Estate - Ching Ping House	40.0	482.0	65.1	29.5	25.2	36.0	49.6	16.0	193.0	65.1	27.5	25.2	36.0	49.6	15.6
AH12_05000	Ching Ho Estate - Ching Ping House	50.0	408.6	65.0	29.2	25.2	36.0	49.6	15.9	192.7	65.0	27.4	25.2	36.0	49.6	15.6
AH12_07500	Ching Ho Estate - Ching Ping House	75.0	240.9	64.9	28.7	25.2	36.0	49.6	15.8	192.1	64.9	27.4	25.2	36.0	49.6	15.6
AH12_10000	Ching Ho Estate - Ching Ping House	100.0	191.6	64.8	28.3	25.2	36.0	49.6	15.8	191.7	64.8	27.3	25.2	36.0	49.6	15.6
AH13_00150	Ching Ho Estate - Ching Yu House	1.5	1038.8	71.9	29.9	25.8	36.6	49.6	16.1	192.5	65.1	27.9	25.2	36.1	49.6	15.8
AH13_00500	Ching Ho Estate - Ching Yu House	5.0	1036.8	71.9	29.8	25.8	36.6	49.6	16.1	192.4	65.1	27.9	25.2	36.1	49.6	15.8
AH13_01000	Ching Ho Estate - Ching Yu House	10.0	1108.7	71.8	29.7	25.7	36.8	49.6	16.1	192.3	65.0	27.8	25.2	36.1	49.6	15.7
AH13_01500	Ching Ho Estate - Ching Yu House	15.0	1145.3	71.6	29.5	25.7	36.7	49.6	16.0	192.1	64.9	27.7	25.2	36.0	49.6	15.7
AH13_02000	Ching Ho Estate - Ching Yu House	20.0	1030.6	71.2	29.3	25.3	36.0	49.6	16.0	191.9	64.9	27.6	25.2	36.0	49.6	15.7
AH13_02500	Ching Ho Estate - Ching Yu House	25.0	775.5	71.2	29.0	25.2	36.0	49.6	15.9	191.7	64.8	27.5	25.2	36.0	49.6	15.7
AH13_03000	Ching Ho Estate - Ching Yu House	30.0	491.8	64.8	28.8	25.2	36.0	49.6	15.9	191.5	64.8	27.5	25.2	36.0	49.6	15.6
AH13_04000	Ching Ho Estate - Ching Yu House	40.0	341.8	64.8	28.5	25.2	36.0	49.6	15.8	191.3	64.8	27.4	25.2	36.0	49.6	15.6
AH13_05000	Ching Ho Estate - Ching Yu House	50.0	320.3	64.8	28.4	25.2	36.0	49.6	15.8	191.0	64.8	27.4	25.2	36.0	49.6	15.6
AH13_07500	Ching Ho Estate - Ching Yu House	75.0	254.9	64.7	28.2	25.2	36.0	49.5	15.8	190.5	64.7	27.3	25.2	36.0	49.5	15.6
AH13_10000	Ching Ho Estate - Ching Yu House	100.0	190.0	64.7	28.1	25.2	36.0	49.5	15.7	190.0	64.7	27.3	25.2	36.0	49.5	15.6
AH21_00150	Cheung Lung Wai Estate - Ching Cheung House	1.5	4158.6	250.1	84.1	43.3	49.7	56.9	25.6	359.7	70.6	35.4	25.5	36.6	50.3	17.2
AH21_00500	Cheung Lung Wai Estate - Ching Cheung House	5.0	3977.8	228.1	80.2	41.2	46.6	52.8	24.8	355.9	69.9	34.7	25.5	36.6	50.3	17.0
AH21_01000	Cheung Lung Wai Estate - Ching Cheung House	10.0	2760.7	169.2	65.1	32.3	41.7	51.0	22.0	301.0	68.9	32.3	25.5	36.5	50.0	16.6
AH21_01500	Cheung Lung Wai Estate - Ching Cheung House	15.0	1498.9	124.8	53.1	28.4	36.4	50.6	20.0	221.6	68.2	30.4	25.4	36.3	49.9	16.2
AH21_02000	Cheung Lung Wai Estate - Ching Cheung House	20.0	848.5	97.5	45.7	27.3	36.3	50.3	18.7	204.8	67.3	29.3	25.3	36.2	49.8	16.0
AH21_02500	Cheung Lung Wai Estate - Ching Cheung House	25.0	692.4	80.0	41.1	26.7	36.2	50.1	17.9	202.7	66.5	28.7	25.3	36.2	49.7	15.9
AH21_03000	Cheung Lung Wai Estate - Ching Cheung House	30.0	575.3	74.6	38.1	26.3	36.2	50.0	17.4	200.9	66.0	28.4	25.3	36.1	49.7	15.8
AH21_04000	Cheung Lung Wai Estate - Ching Cheung House	40.0	410.2	70.1	34.5	25.3	36.1	49.8	16.8	198.2	65.6	28.0	25.3	36.1	49.6	15.8
AH21_05000	Cheung Lung Wai Estate - Ching Cheung House	50.0	337.0	66.7	32.3	25.2	36.1	49.8	16.4	196.3	65.5	27.8	25.2	36.1	49.6	15.7
AH21_07500	Cheung Lung Wai Estate - Ching Cheung House	75.0	251.0	66.3	29.6	25.2	36.6	50.1	16.1	193.3	65.8	27.6	25.2	36.6	50.1	15.8
AH21_10000	Cheung Lung Wai Estate - Ching Cheung House	100.0	213.1	65.4	28.4	25.2	36.0	49.6	15.8	191.7	65.2	27.4	25.2	36.0	49.6	15.6
AH22_00150	Cheung Lung Wai Estate - King Cheung House	1.5	2935.0	160.6	58.5	31.4	42.1	50.2	21.3	264.2	68.3	32.3	25.5	36.5	50.0	16.6
AH22_00500	Cheung Lung Wai Estate - King Cheung House	5.0	2947.6	155.4	57.4	30.8	42.0	50.1	21.0	262.8	68.1	32.1	25.5	36.5	49.9	16.6
AH22_01000	Cheung Lung Wai Estate - King Cheung House	10.0	2638.7	137.2	53.8	29.1	41.1	50.0	20.2	219.3	67.5	31.1	25.4	36.4	49.8	16.4
AH22_01500	Cheung Lung Wai Estate - King Cheung House	15.0	1572.6	111.4	48.0	27.9	38.1	49.9	19.2	199.7	67.0	29.9	25.4	36.3	49.8	16.1
AH22_02000	Cheung Lung Wai Estate - King Cheung House	20.0	803.7	91.8	43.0	26.8	36.2	49.8	18.3	198.9	66.4	29.1	25.3	36.2	49.7	16.0
AH22_02500	Cheung Lung Wai Estate - King Cheung House	25.0	679.3	80.3	39.6	26.6	36.1	49.8	17.7	198.3	66.0	28.6	25.3	36.1	49.7	15.9
AH22_03000	Cheung Lung Wai Estate - King Cheung House	30.0	571.0	72.6	37.3	25.9	36.1	49.7	17.3	197.6	65.6	28.3	25.3	36.1	49.6	15.8
AH22_04000	Cheung Lung Wai Estate - King Cheung House	40.0	408.8	69.9	34.2	25.2	36.1	49.7	16.8	196.5	65.4	27.9	25.2	36.1	49.6	15.7
AH22_05000	Cheung Lung Wai Estate - King Cheung House	50.0	342.3	65.9	32.3	25.2	36.0	49.7	16.4	195.6	65.3	27.8	25.2	36.0	49.6	15.7
AH22_07500	Cheung Lung Wai Estate - King Cheung House	75.0	260.7	65.7	29.7	25.2	36.2	49.7	16.1	194.0	65.4	27.6	25.2	36.2	49.7	15.7
AH22_10000	Cheung Lung Wai Estate - King Cheung House	100.0	232.9	65.3	28.6	25.2	36.0	49.6	15.8	192.7	65.1	27.4	25.2	36.0	49.6	15.6
AH31_00150	Tai Ping Estate - Tai Ping Kindergarden	1.5	946.7	67.5	33.7	26.1	36.0	49.6	17.2	194.9	65.9	29.7	25.9	36.0	49.6	16.5
AH32_00150	Tai Ping Estate - Ping Hay House	1.5	987.2	68.2	33.8	25.9	35.8	49.4	17.2	195.2	65.8	29.7	25.8	35.8	49.4	16.4
AH32_00500	Tai Ping Estate - Ping Hay House	5.0	986.4	68.0	33.7	25.8	35.8	49.4	17.1	195.0	65.8	29.7	25.7	35.8	49.4	16.4
AH32_01000	Tai Ping Estate - Ping Hay House	10.0	1059.2	69.6	33.4	25.7	35.8	49.4	17.0	195.4	65.7	29.5	25.7	35.8	49.4	16.3
AH32_01500	Tai Ping Estate - Ping Hay House	15.0	1148.3	70.1	33.0	25.6	35.7	49.3	16.8	195.5	65.7	29.2	25.6	35.7	49.3	16.2
AH32_02000	Tai Ping Estate - Ping Hay House	20.0	1079.6	65.6	32.4	25.5	35.7	49.3	16.7	194.0	65.6	28.9	25.5	35.7	49.3	16.1
AH32_02500	Tai Ping Estate - Ping Hay House	25.0	844.7	65.6	31.7	25.5	35.6	49.2	16.5	193.8	65.6	28.6	25.4	35.6	49.2	16.0
AH32_03000	Tai Ping Estate - Ping Hay House	30.0	547.8	65.6	31.1	25.5	35.6	49.2	16.4	193.6	65.6	28.4	25.4	35.6	49.2	16.0
AH32_04000	Tai Ping Estate - Ping Hay House	40.0	250.8	65.6	30.4	25.5	35.6	49.2	16.3	193.2	65.6	28.2	25.4	35.6	49.2	15.9
AH32_05000	Tai Ping Estate - Ping Hay House	50.0	237.4	65.6	30.2	25.5	35.6	49.2	16.2	192.8	65.6	28.2	25.4	35.6	49.2	15.9
AH32_07500	Tai Ping Estate - Ping Hay House	75.0	221.4	65.5	29.9	25.4	35.6	49.2	16.3	192.2	65.5	28.2	25.4	35.6	49.2	16.0
AH41_00150	Choi Yuen Estate - Choi Lai House	1.5	1046.7	73.8	33.4	26.2	35.9	49.3	17.3	310.1	65.5	30.9	26.0	35.9	49.3	16.9
AH41_00500	Choi Yuen Estate - Choi Lai House	5.0	1044.5	73.7	33.3	26.1	35.8	49.3	17.2	308.7	65.5	30.7	25.9	35.8	49.3	16.8
AH41_01000	Choi Yuen Estate - Choi Lai House	10.0	1041.0	73.6	32.9	26.0	35.7	49.3	17.0	306.2	65.5	30.4	25.7	35.7	49.3	16.5
AH41_01500	Choi Yuen Estate - Choi Lai House	15.0	1116.0	73.4	32.5	25.8	35.7	49.2	16.8	321.7	65.5	29.9	25.6	35.7	49.2	16.3
AH41_02000	Choi Yuen Estate - Choi Lai House	20.0	1084.8	71.8	31.8	25.6	35.7	49.2	16.6	288.7	65.5	29.4	25.5	35.7	49.2	16.2
AH41_02500	Choi Yuen Estate - Choi Lai House	25.0	962.7	71.4	31.1	25.5	35.6	49.2	16.4	243.3	65.5	28.9	25.5	35.6	49.2	16.1
AH41_03000	Choi Yuen Estate - Choi Lai House	30.0	769.2	65.5	30.5	25.4	35.6	49.2	16.3	207.8	65.5	28.7	25.4	35.6	49.2	16.0
AH41_04000	Choi Yuen Estate - Choi Lai House	40.0	382.1	65.5	29.7	25.4	35.6	49.2	16.2	190.9	65.5	28.4	25.4	35.6	49.2	15.9
AH41_05000	Choi Yuen Estate - Choi Lai House	50.0	198.4	65.5	29.3	25.4	35.6	49.2	16.1	190.9	65.5	28.3	25.4	35.6	49.2	15.9
AH42_00150	Choi Yuen Estate - Choi Wu House	1.5	1186.8	72.8	32.9	26.0	35.9	49.3	17.1	322.3	65.6	30.6	26.0	35.9	49.3	16.8
AH42_00500	Choi Yuen Estate - Choi Wu House	5.0	1185.0	72.8	32.9	25.9	35.8	49.3	17.1	321.3	65.5	30.6	25.9	35.8	49.3	16.7
AH42_01000	Choi Yuen Estate - Choi Wu House	10.0	1180.5	72.2	32.6	25.8	35.8	49.3	16.9	317.8	65.5	30.3	25.8	35.8	49.3	16.6
AH42_01500	Choi Yuen Estate - Choi Wu House	15.0	1354.7	73.5	32.1	25.8	35.7	49.2	16.8	341.1	65.5	29.8	25.6	35.7	49.2	16.4
AH42_02000	Choi Yuen Estate - Choi Wu House	20.0	1365.1	71.8	31.5	25.6	35.7	49.2	16.6	304.3	65.5	29.3	25.6	35.7	49.2	16.2
AH42_02500	Choi Yuen Estate - Choi Wu House	25.0	1226.4	65.5	30.8	25.5	35.7	49.2	16.4	255.5	65.5	28.9	25.5	35.7	49.2	16.1
AH42_03000	Choi Yuen Estate - Choi Wu House	30.0	971.3	65.5	30.2	25.5	35.6	49.2	16.3	217.1	65.5	28.6	25.5	35.6	49.2	16.0
AH42_04000	Choi Yuen Estate - Choi Wu House	40.0	449.1	65.5	29.5	25.4	35.6	49.2	16.1	191.2	65.5	28.3	25.4	35.6	49.2	15.9
AH42_05000	Choi Yuen Estate - Choi Wu House	50.0	228.0	65.5	29.1	25.4	35.6	49.2	16.0	191.1	65.5	28.2	25.4	35.6	49.2	15.9
AH42_07500	Choi Yuen Estate - Choi Wu House	75.0	206.3	65.5	28.8	25.4	35.6	49.2	16.0	190.9	65.5	28.1	25.4	35.6	49.2	15.9
AH51_00150	Royal Green - Tower 3	1.5	1237.2	78.1	34.4	26.5	38.2	50.4	17.2	244.9	71.5	31.0	25.8	36.6	50.4	16.6
AH51_00500	Royal Green - Tower 3	5.0	1205.5	77.2	33.3	26.2	37.8	50.1	16.9	213.4	69.8	29.9	25.6	36.4	50.1	16.3
AH51_01000	Royal Green - Tower 3	10.0	1221.9	75.7	32.1	25.9	37.3	49.8	16.5	207.2	67.0	28.7	25.3	36.2	49.8	16.0
AH51_01500	Royal Green - Tower 3	15.0	1240.1	72.2	31.4	25.8	36.7	49.7	16.4	202.0	65.8	28.2	25.3	36.1	49.7	15.8
AH51_02000	Royal Green - Tower 3	20.0	1023.3	71.6	30.8	25.2	36.0	49.6	16.2	198.2	65.3	27.9	25.2	36.0	49.6	15.8
AH51_02500	Royal Green - Tower 3	25.0	656.8	68.0	30.3	25.2	36.0	49.6	16.1	195.6	65.1	27.7	25.2	36.0	49.6	15.7
AH51_03000	Royal Green - Tower 3	30.0	352.0	64.9	29.9	25.2	36.0	49.6	16.1	193.9	65.0	27.6	25.2	36.0	49.6	15.7
AH51_04000	Royal Green - Tower 3	40.0	325.1	64.8	29.5	25.2	36.0	49.6	16.0	192.1	64.8	27.5	25.2	36.0	49.6	15.6
AH51_05000	Royal Green - Tower 3	50.0	291.4	64.8	29.3	25.2	36.0	49.6	15.9	191.5	64.8	27.4	25.2	36.0	49.6	15.6
AH51_07500	Royal Green - Tower 3	75.0	200.7	64.8	28.8	25.2	36.0	49.6	15.9	191.1	64.8	27.4	25.2	36.0	49.6	15.6
AH51_10000	Royal Green - Tower 3	100.0	190.9	64.8	28.4	25.2	36.0	49.6	15.8	190.9	64.8	27.3	25.2	36.0	49.6	15.6
AH61_00150	Glorious Peak	1.5	894.3	71.7	30.5	25.9	36.4	50.3	16.5	189.3	64.8	28.5	25.9	36.4	50.3	16.2
AH61_00500	Glorious Peak	5.0	899.4	71.5	30.3	25.6	36.2	50.1	16.4	189.3	64.8	28.3	25.6	36.2	50.1	16.0
AH61_01000	Glorious Peak	10.0	927.1	71.3	30.0	25.3	36.1	49.7	16.2	189.2	64.7	28.0	25.3	36.1	49.7	15.8
AH61_01500	Glorious Peak	15.0	981.1	71.2	29.8	25.2	36.0	49.6	16.1	189.1	64.7	27.9	25.2	36.0	49.6	15.7
AH61_02000	Glorious Peak	20.0	907.7	71.1	29.5	25.2	36.0	49.6	16.0	189.1	64.7	27.7	25.2	36.0	49.6	15.7
AH61_02500	Glorious Peak	25.0	697.6	64.7	29.2	25.2	36.0	49.5	16.0	189.0	64.7	27.6	25.2	36.0	49.5	15.7
AH61_03000	Glorious Peak	30.0	441.2	64.7	29.0	25.2	36.0	49.5	15.9	188.9	64.7	27.5	25.2	36.0	49.5	15.7
AH61_04000	Glorious Peak	40.0	212.6	64.7	28.7	25.2	36.0	49.5	15.8	188.8	64.7	27.4	25.2	36.0	49.5	15.6
AH61_05000	Glorious Peak	50.0	200.3	64.7	28.5	25.2	36.0	49.5	15.8	188.6	64.7	27.4	25.2	36.0	49.5	15.6
AH61_07500	Glorious Peak	75.0	188.4	64.7	28.3	25.2	36.0	49.5	15.8	188.4	64.7	27.3	25.2	36.0	49.5	15.6
AH61_10000	Glorious Peak	100.0	188.2	64.7	28.1	25.2	36.0	49.5	15.7	188.3	64.7	27.3	25.2	36.0	49.5	15.6
AH71_00150	8 Royal Green	1.5	828.4	71.2	30.0	25.3	36.0	49.7	16.2	189.0	64.7	28.1	25.3	36.0	49.7	15.8
AH71_00500	8 Royal Green	5.0	832.7	71.2	30.0	25.2	36.0	49.7	16.2	188.9	64.7	28.1	25.2	36.0	49.7	15.8
AH71_01000	8 Royal Green	10.0	884.3	71.1	29.9	25.2	36.0	49.6	16.1	188.8	64.7	28.0	25.2	36.0	49.6	15.8
AH71_01500	8 Royal Green	15.0	912.1	71.1	29.7	25.2	36.0	49.6	16.1	188.8	64.7	27.9	25.2	36.0	49.6	15.7
AH71_02000	8 Royal Green	20.0	825.4	67.2	29.4	25.2	36.0	49.5	16.0	188.7	64.7	27.7	25.2	36.0	49.5	15.7
AH71_02500	8 Royal Green	25.0	624.8	64.7	29.2	25.2	36.0	49.5	15.9	188.5	64.7	27.6	25.2	36.0	49.5	15.7
AH71_03000	8 Royal Green	30.0	392.4	64.7	28.9	25.2	36.0	49.5	15.9	188.4	64.7	27.5	25.2	36.0	49.5	15.7
AH71_04000	8 Royal Green	40.0	196.9	64.7	28.6	25.2	36.0	49.5	15.8	188.3	64.7	27.4	25.2	36.0	49.5	15.6
AH71_05000	8 Royal Green	50.0	188.1	64.7	28.5	25.2	36.0	49.5	15.8	188.1	64.7	27.4	25.2	36.0	49.5	15.6
AH71_07500	8 Royal Green	75.0	187.9	64.7	28.3	25.2	36.0	49.5	15.8	187.9	64.7	27.4	25.2	36.0	49.5	15.6
AH71_10000	8 Royal Green	100.0	187.8	64.7	28.1	25.2	36.0	49.5	15.7	187.8	64.7	27.3	25.2	36.0	49.5	15.6
AH81_00150	Venice Garden - Block 2	1.5	709.1	65.6	31.8	25.7	35.7	49.2	16.8	193.1	65.6	29.2	25.6	35.7	49.2	16.4
AH81_00500	Venice Garden - Block 2	5.0	708.1	65.6	31.7	25.5	35.7	49.2	16.7	192.8	65.6	29.1	25.5	35.7	49.2	16.3
AH81_01000	Venice Garden - Block 2	10.0	721.3	65.5	31.5	25.4	35.6	49.2	16.6	193.8	65.5	29.0	25.4	35.6	49.2	16.1

Predicted Pollutant Concentrations at Assessment Locations
For Construction Phase

ASR	Description	Height (mAG)	Construction Phase (Model ID: C)													
			Tier 1 Unmit Case (Model ID: T1U)							Tier 1 Mit Case (Model ID: T1M)						
			TSP	RSP		FSP				TSP	RSP		FSP			
			Highest Hourly Averaged Conc. (ug/m^3)	10th Highest Daily Averaged Conc. (ug/m^3)	Annual Averaged Conc. (ug/m^3)	36th Highest Daily Averaged Conc. (ug/m^3)	19th Highest Daily Averaged Conc. (ug/m^3)	10th Highest Daily Averaged Conc. (ug/m^3)	Annual Averaged Conc. (ug/m^3)	Highest Hourly Averaged Conc. (ug/m^3)	10th Highest Daily Averaged Conc. (ug/m^3)	Annual Averaged Conc. (ug/m^3)	36th Highest Daily Averaged Conc. (ug/m^3)	19th Highest Daily Averaged Conc. (ug/m^3)	10th Highest Daily Averaged Conc. (ug/m^3)	Annual Averaged Conc. (ug/m^3)
	AQO Standard (Starting from JAN 1 2022)		**500**	**100**	**50**	**50**	**50**		**25**	**500**	**100**	**50**	**50**	**50**		**25**
AH81_01500	Venice Garden - Block 2	15.0	815.4	65.5	31.3	25.4	35.6	49.2	16.5	194.0	65.5	28.8	25.4	35.6	49.2	16.1
AH81_02000	Venice Garden - Block 2	20.0	820.5	65.5	31.0	25.4	35.6	49.2	16.4	193.7	65.5	28.7	25.4	35.6	49.2	16.0
AH81_02500	Venice Garden - Block 2	25.0	716.2	65.5	30.6	25.4	35.6	49.2	16.3	192.0	65.5	28.5	25.4	35.6	49.2	16.0
AH81_03000	Venice Garden - Block 2	30.0	541.3	65.5	30.2	25.4	35.6	49.2	16.2	191.0	65.5	28.3	25.4	35.6	49.2	15.9
AH81_04000	Venice Garden - Block 2	40.0	223.1	65.5	29.6	25.4	35.6	49.2	16.1	190.9	65.5	28.1	25.4	35.6	49.2	15.9
AH81_05000	Venice Garden - Block 2	50.0	216.1	65.5	29.4	25.4	35.6	49.2	16.1	190.9	65.5	28.1	25.4	35.6	49.2	15.9
AH81_07500	Venice Garden - Block 2	75.0	190.7	65.5	29.2	25.4	35.6	49.2	16.1	190.8	65.5	28.1	25.4	35.6	49.2	15.9
AH91_00150	Eden Manor - Tower 2	1.5	573.7	76.1	33.5	27.0	37.8	51.3	17.1	203.2	76.1	32.2	27.0	37.3	51.0	16.8
AH91_00500	Eden Manor - Tower 2	5.0	573.5	75.8	33.3	26.9	37.6	51.3	17.0	203.3	75.8	32.0	26.9	37.2	51.0	16.8
AH91_01000	Eden Manor - Tower 2	10.0	571.2	74.1	32.8	26.6	37.4	51.0	16.9	203.5	74.1	31.5	26.6	36.9	50.7	16.7
AH91_01500	Eden Manor - Tower 2	15.0	696.7	71.2	31.9	26.1	37.0	50.6	16.7	203.3	71.2	30.6	26.1	36.6	50.4	16.5
AH91_02000	Eden Manor - Tower 2	20.0	783.9	69.1	31.1	26.0	36.8	50.3	16.6	202.6	69.1	29.9	26.0	36.3	50.1	16.3
AH91_02500	Eden Manor - Tower 2	25.0	743.6	68.1	30.5	25.8	36.6	50.0	16.4	201.7	68.1	29.4	25.8	36.1	49.8	16.2
AH91_03000	Eden Manor - Tower 2	30.0	580.1	67.6	30.0	25.7	36.5	49.9	16.3	200.7	67.6	29.0	25.7	36.0	49.6	16.1
AH91_04000	Eden Manor - Tower 2	40.0	241.5	67.1	29.4	25.6	36.3	49.7	16.2	198.8	67.1	28.6	25.6	35.9	49.5	16.0
AH91_05000	Eden Manor - Tower 2	50.0	197.1	66.7	29.1	25.5	36.2	49.6	16.1	197.1	66.7	28.4	25.5	35.8	49.4	16.0
AH91_07500	Eden Manor - Tower 2	75.0	193.8	66.0	28.8	25.5	36.1	49.5	16.0	193.8	66.0	28.2	25.5	35.7	49.3	15.9
AL11_00150	King's Gate - B1	1.5	651.7	72.6	33.0	26.6	37.5	51.1	16.9	197.7	72.6	31.2	26.6	36.9	50.7	16.6
AL11_00500	King's Gate - B1	5.0	651.4	72.4	32.9	26.5	37.4	51.0	16.9	197.6	72.4	31.2	26.5	36.9	50.6	16.6
AL11_01000	King's Gate - B1	10.0	649.6	71.9	32.6	26.4	37.3	50.9	16.9	197.6	71.6	30.9	26.3	36.8	50.5	16.5
AV11_00150	Ng Uk Tsuen	1.5	1024.7	68.9	31.7	25.3	36.2	49.8	16.5	191.8	65.3	28.5	25.3	36.2	49.8	16.0
AV11_00500	Ng Uk Tsuen	5.0	1023.4	68.8	31.6	25.3	36.2	49.8	16.5	191.5	65.2	28.5	25.3	36.2	49.8	16.0
AV11_01000	Ng Uk Tsuen	10.0	1096.1	68.1	31.4	25.3	36.1	49.7	16.4	191.9	65.1	28.4	25.3	36.1	49.7	15.9
AV21_00150	Chong Tsin Leng	1.5	1107.3	71.2	29.1	25.2	36.0	49.6	15.9	192.4	65.2	27.7	25.2	36.0	49.6	15.7
AV21_00500	Chong Tsin Leng	5.0	1145.2	71.2	29.0	25.2	36.0	49.6	15.9	192.3	65.1	27.6	25.2	36.0	49.6	15.7
AV21_01000	Chong Tsin Leng	10.0	1227.3	71.2	29.0	25.2	36.0	49.6	15.9	192.2	65.1	27.6	25.2	36.0	49.6	15.7
AV31_00150	Ping Kong Village	1.5	2018.1	103.9	37.4	29.4	41.4	57.6	17.4	208.4	73.3	29.1	25.3	36.6	50.4	15.9
AV31_00500	Ping Kong Village	5.0	2142.4	103.2	37.1	29.3	41.3	57.5	17.3	234.4	73.0	29.0	25.3	36.6	50.4	15.9
AV31_01000	Ping Kong Village	10.0	2323.6	101.4	36.3	29.0	40.6	57.3	17.2	239.1	72.6	28.8	25.3	36.5	50.2	15.9
AV32_00150	Ming Tak Court	1.5	2815.7	102.1	38.0	28.3	39.2	52.4	17.4	305.9	68.8	28.9	25.3	36.2	49.9	15.9
AV32_00500	Ming Tak Court	5.0	2255.9	99.9	36.8	27.7	36.2	52.2	17.2	255.6	68.3	28.6	25.3	36.2	49.9	15.9
AV32_01000	Ming Tak Court	10.0	1370.6	87.8	35.0	26.7	36.1	51.9	16.9	219.8	67.6	28.3	25.3	36.1	49.8	15.8
AV33_00150	Ping Kong Village	1.5	1447.6	83.7	31.3	26.7	36.2	51.5	16.3	199.9	69.1	28.1	25.3	36.3	49.8	15.8
AV33_00500	Ping Kong Village	5.0	1451.5	83.2	31.2	26.7	36.2	51.4	16.3	199.8	69.0	28.1	25.2	36.3	49.8	15.8
AV33_01000	Ping Kong Village	10.0	1594.1	80.6	30.9	26.7	36.2	50.8	16.2	199.6	68.0	28.0	25.2	36.2	49.7	15.7
AV41_00150	On Po Tsuen	1.5	1243.8	82.8	32.3	27.4	37.8	57.2	16.5	188.0	72.2	28.2	25.3	36.5	49.9	15.8
AV41_00500	On Po Tsuen	5.0	1357.1	83.2	32.3	27.5	38.4	57.2	16.5	187.9	72.6	28.2	25.3	36.5	49.9	15.8
AV41_01000	On Po Tsuen	10.0	1544.3	84.6	32.3	27.4	39.3	57.1	16.5	194.7	72.4	28.2	25.3	36.4	49.9	15.8
AW11_00150	Catholic Diocese of Hong Kong Mother of Christ Church	1.5	1300.6	87.6	42.9	27.1	36.2	49.8	18.6	444.1	72.4	38.4	26.7	36.2	49.8	17.8
AW11_00500	Catholic Diocese of Hong Kong Mother of Christ Church	5.0	1290.2	87.3	42.6	27.1	36.1	49.8	18.5	435.4	71.6	38.2	26.7	36.1	49.8	17.8
AW11_01000	Catholic Diocese of Hong Kong Mother of Christ Church	10.0	1265.1	78.0	38.5	26.6	35.9	49.6	17.8	339.3	66.7	34.1	25.8	35.9	49.6	17.0
AW11_01500	Catholic Diocese of Hong Kong Mother of Christ Church	15.0	1330.7	76.2	35.5	26.2	35.8	49.4	17.3	246.7	66.3	31.3	25.6	35.8	49.4	16.5
AW21_00150	Ping Kong Tin Hau Temple	1.5	1292.5	78.5	30.3	26.7	36.2	51.2	16.1	196.0	68.6	27.9	25.2	36.2	49.8	15.7
AW21_00500	Ping Kong Tin Hau Temple	5.0	1296.7	78.0	30.3	26.7	36.2	51.1	16.1	195.9	68.5	27.9	25.2	36.2	49.8	15.7
AS11_00150	TWGHs Ma Kam Chan Memorial Primary School	1.5	3134.0	166.5	59.6	32.5	42.6	50.3	21.4	283.6	68.0	32.3	25.4	36.4	49.9	16.6
AS11_00500	TWGHs Ma Kam Chan Memorial Primary School	5.0	3137.4	162.0	58.3	31.6	42.3	50.2	21.1	281.0	68.0	32.0	25.4	36.4	49.9	16.5
AS11_01000	TWGHs Ma Kam Chan Memorial Primary School	10.0	2574.9	141.1	53.7	29.6	41.9	50.1	20.1	228.2	67.4	30.9	25.4	36.3	49.8	16.3
AS11_01500	TWGHs Ma Kam Chan Memorial Primary School	15.0	1427.3	111.6	47.2	28.1	38.7	50.0	19.0	201.5	66.9	29.7	25.3	36.2	49.8	16.1
AS11_02000	TWGHs Ma Kam Chan Memorial Primary School	20.0	867.6	92.6	42.1	26.8	36.2	49.9	18.1	200.6	66.3	28.9	25.3	36.2	49.7	15.9
AS11_02500	TWGHs Ma Kam Chan Memorial Primary School	25.0	666.8	79.0	38.7	26.0	36.1	49.9	17.5	199.8	65.9	28.4	25.3	36.1	49.7	15.8
AS21_00150	HHCKLA Buddhist Wisdom Primary School	1.5	3186.3	156.6	53.2	30.8	42.7	50.7	20.3	280.5	67.8	31.3	25.4	36.4	49.9	16.4
AS21_00500	HHCKLA Buddhist Wisdom Primary School	5.0	3198.7	153.1	52.2	30.8	42.4	50.1	20.0	280.1	67.8	31.2	25.4	36.4	49.8	16.4
AS21_01000	HHCKLA Buddhist Wisdom Primary School	10.0	2837.2	133.7	48.6	28.8	41.8	50.1	19.3	245.6	67.2	30.3	25.4	36.3	49.8	16.2
AS21_01500	HHCKLA Buddhist Wisdom Primary School	15.0	1707.1	106.9	43.5	27.7	38.9	50.0	18.4	201.4	66.8	29.3	25.3	36.2	49.7	16.0
AS21_02000	HHCKLA Buddhist Wisdom Primary School	20.0	970.2	86.6	39.4	26.3	36.2	49.9	17.6	200.7	66.2	28.6	25.3	36.2	49.7	15.9
AS21_02500	HHCKLA Buddhist Wisdom Primary School	25.0	762.9	75.4	36.6	25.3	36.1	49.9	17.2	199.9	65.8	28.2	25.3	36.1	49.7	15.8
AS31_00150	Tsang Mui Millennium School	1.5	1775.7	77.7	34.4	26.0	38.5	49.8	17.0	194.5	67.6	28.8	25.3	36.3	49.8	16.0
AS31_00500	Tsang Mui Millennium School	5.0	1779.8	76.9	34.2	26.0	38.5	49.8	16.9	194.2	67.6	28.8	25.3	36.2	49.8	16.0
AS31_01000	Tsang Mui Millennium School	10.0	1876.5	76.2	33.8	25.9	38.4	49.7	16.8	193.9	66.9	28.6	25.3	36.2	49.7	15.9
AS31_01500	Tsang Mui Millennium School	15.0	1662.1	75.7	33.0	25.8	38.3	49.7	16.6	193.5	66.2	28.3	25.2	36.1	49.7	15.8
AS31_02000	Tsang Mui Millennium School	20.0	1110.0	72.2	32.1	25.7	36.5	49.6	16.4	193.3	65.7	28.0	25.2	36.1	49.6	15.8
AS31_02500	Tsang Mui Millennium School	25.0	676.5	71.4	31.4	25.2	36.0	49.6	16.3	193.1	65.5	27.8	25.2	36.0	49.6	15.7
AS41_00150	Elegantia College	1.5	2479.2	99.5	35.7	26.8	39.4	50.3	17.1	252.6	67.4	28.8	25.3	36.3	49.8	16.0
AS41_00500	Elegantia College	5.0	2490.8	97.2	35.4	26.7	39.2	50.3	17.0	252.4	67.3	28.8	25.3	36.3	49.8	15.9
AS41_01000	Elegantia College	10.0	2442.0	91.6	34.6	26.7	38.5	50.2	16.9	250.7	66.7	28.5	25.3	36.2	49.7	15.9
AS41_01500	Elegantia College	15.0	1698.7	78.6	33.4	25.8	36.6	50.1	16.7	205.9	66.3	28.2	25.2	36.1	49.7	15.8
AS41_02000	Elegantia College	20.0	1133.2	72.3	32.3	25.8	36.1	50.1	16.4	202.2	66.0	27.9	25.2	36.1	49.7	15.7
AS41_02500	Elegantia College	25.0	703.3	68.8	31.4	25.2	36.1	50.0	16.3	201.7	65.7	27.7	25.2	36.1	49.6	15.7
AS42_00150	Elegantia College	1.5	2165.5	96.0	36.4	26.9	38.9	50.0	17.3	212.8	67.3	29.0	25.4	36.4	49.9	16.1
AS42_00500	Elegantia College	5.0	2176.2	95.3	36.0	26.8	38.8	50.0	17.2	212.9	67.2	29.0	25.4	36.4	49.8	16.0
AS42_01000	Elegantia College	10.0	2127.8	92.2	35.3	26.8	38.7	49.9	17.0	203.0	66.6	28.6	25.3	36.3	49.8	15.9
AS42_01500	Elegantia College	15.0	1573.3	82.6	34.1	26.7	38.5	49.8	16.8	198.1	66.2	28.3	25.3	36.2	49.7	15.8
AS42_02000	Elegantia College	20.0	1053.4	73.0	32.8	25.3	36.1	49.8	16.5	197.7	65.8	28.0	25.2	36.1	49.6	15.8
AS42_02500	Elegantia College	25.0	685.1	68.6	31.9	25.2	36.1	49.7	16.4	197.3	65.6	27.8	25.2	36.1	49.6	15.7
AM11_00TOP	North District Hospital	33.8	533.0	69.6	34.1	25.3	36.1	49.7	16.8	203.2	66.4	28.1	25.3	36.1	49.7	15.8
AM12_00TOP	North District Hospital	33.8	551.2	71.5	34.4	25.3	36.1	49.7	16.8	201.4	66.2	28.1	25.3	36.1	49.7	15.8
AM13_00TOP	North District Hospital	33.8	543.8	70.9	34.1	25.3	36.1	49.7	16.8	201.4	65.9	28.1	25.3	36.1	49.7	15.8
AM14_00TOP	North District Hospital	33.8	523.1	68.8	33.7	25.3	36.1	49.7	16.7	202.5	65.8	28.0	25.3	36.1	49.7	15.8
AM15_00TOP	North District Hospital	33.8	459.2	65.6	32.5	25.3	36.1	49.7	16.5	204.2	65.6	27.9	25.3	36.1	49.7	15.7
AM16_00TOP	North District Hospital	33.8	399.4	66.4	33.5	25.9	35.7	49.3	16.8	207.0	66.4	28.6	25.4	35.7	49.3	16.0
AM17_00TOP	North District Hospital	33.8	428.7	66.8	33.9	26.0	35.7	49.3	16.9	208.1	66.6	28.6	25.4	35.7	49.3	16.0
AM21_00150	Little Sisters of the Poor Saint Joseph's Home for the Aged	1.5	1542.4	85.3	37.8	27.1	38.0	50.3	17.6	196.2	66.9	30.3	25.9	36.6	50.3	16.3
AM21_00500	Little Sisters of the Poor Saint Joseph's Home for the Aged	5.0	1547.7	84.6	37.6	27.0	37.9	50.2	17.5	196.1	66.7	30.2	25.9	36.5	50.2	16.2
AM21_01000	Little Sisters of the Poor Saint Joseph's Home for the Aged	10.0	1631.4	83.7	36.7	26.7	37.4	50.0	17.3	197.1	65.8	29.6	25.6	36.3	50.0	16.1
AM21_01500	Little Sisters of the Poor Saint Joseph's Home for the Aged	15.0	1467.5	76.0	35.5	25.5	36.3	49.8	17.1	195.7	65.5	29.0	25.5	36.2	49.8	16.0
AM21_02000	Little Sisters of the Poor Saint Joseph's Home for the Aged	20.0	998.3	70.8	34.2	25.4	36.2	49.7	16.8	195.6	65.4	28.5	25.4	36.2	49.7	15.9
AM31_00150	Buddhist Li Chong Yuet Ming Nursing Home for The Elderly	1.5	1134.4	78.0	39.5	26.7	36.0	49.7	18.1	332.4	67.3	34.8	26.0	36.0	49.7	17.3
AM31_00500	Buddhist Li Chong Yuet Ming Nursing Home for The Elderly	5.0	1129.8	77.9	39.2	26.7	35.9	49.6	18.0	324.6	67.2	34.5	25.9	35.9	49.6	17.2
AM31_01000	Buddhist Li Chong Yuet Ming Nursing Home for The Elderly	10.0	1156.2	74.7	36.9	26.3	35.8	49.5	17.5	236.8	66.3	32.3	25.7	35.8	49.5	16.7
AM31_01500	Buddhist Li Chong Yuet Ming Nursing Home for The Elderly	15.0	1212.6	73.0	35.0	25.9	35.7	49.4	17.2	204.3	66.1	30.6	25.6	35.7	49.4	16.4
AM31_02000	Buddhist Li Chong Yuet Ming Nursing Home for The Elderly	20.0	1113.8	70.8	33.7	25.6	35.7	49.3	16.9	201.4	65.9	29.6	25.5	35.7	49.3	16.2
AM31_02500	Buddhist Li Chong Yuet Ming Nursing Home for The Elderly	25.0	846.8	65.8	32.6	25.5	35.7	49.3	16.7	199.5	65.8	29.1	25.5	35.7	49.3	16.1
AG11_00150	The Hong Kong Golf Club	1.5	2290.4	165.3	66.7	37.1	46.6	59.2	22.8	239.7	74.5	33.6	27.2	38.1	52.4	16.9
AG11_00500	The Hong Kong Golf Club	5.0	2326.3	162.8	65.6	36.1	46.5	58.4	22.5	253.3	74.0	33.3	27.1	37.9	52.3	16.8
AG11_01000	The Hong Kong Golf Club	10.0	2146.0	142.9	60.0	34.3	45.6	54.9	21.3	230.9	73.1	32.0	26.9	37.5	51.7	16.5
AG12_00150	The Hong Kong Golf Club	1.5	3283.1	295.8	118.6	55.9	65.5	77.7	32.2	322.8	84.2	39.6	28.1	40.1	54.0	17.9

Appendix 3.4
Traffic Forecast, Speed Profiles and Grouping

2029 Construction	Link ID	Road Section	1-hour interval		Speed Limit (km/hr)	Travel Speed (km/hr)	Vehicle Composition																		Traffic Flows (veh/hr)
			Start	End			PC	TAXI	LGV3	LGV4	LGV6	HGV7	HGV8	PLB	PV4	PV5	NFB6	NFB7	NFB8	FBSD	FBDD	MC	HGV9	NFB9	
01/02	01/02	Fan Kam Road	0:00	1:00	50	48	66.0%	10.2%	2.9%	2.2%	0.7%	1.5%	2.9%	1.9%	0.0%	0.7%	0.3%	0.3%	0.3%	0.0%	0.7%	8.4%	0.7%	0.0%	300
01/02			1:00	2:00	50	49	67.5%	10.5%	2.7%	2.7%	0.9%	1.8%	3.1%	0.0%	0.0%	0.9%	0.0%	0.0%	0.4%	0.0%	0.0%	8.8%	0.9%	0.0%	200
01/02			2:00	3:00	50	49	69.0%	10.7%	2.4%	2.4%	1.2%	1.2%	2.4%	0.0%	0.0%	0.6%	0.0%	0.0%	0.0%	0.0%	0.0%	8.9%	1.2%	0.0%	200
01/02			3:00	4:00	50	49	67.6%	10.3%	2.8%	2.8%	1.4%	1.4%	2.8%	0.0%	0.0%	0.5%	0.0%	0.0%	0.0%	0.0%	0.0%	8.9%	1.4%	0.0%	150
01/02			4:00	5:00	50	49	68.7%	9.8%	3.6%	1.8%	1.8%	1.8%	3.6%	0.0%	0.0%	1.0%	0.0%	0.0%	0.0%	0.0%	0.0%	8.0%	0.0%	0.0%	100
01/02			5:00	6:00	50	49	66.6%	9.6%	3.5%	1.8%	1.8%	1.8%	3.5%	1.8%	0.0%	0.9%	0.0%	0.0%	0.0%	0.0%	0.9%	7.9%	0.0%	0.0%	100
01/02			6:00	7:00	50	49	65.5%	9.8%	2.7%	2.7%	0.9%	1.8%	2.7%	2.3%	0.0%	0.9%	0.0%	0.0%	0.4%	0.0%	0.9%	8.5%	0.9%	0.0%	200
01/02			7:00	8:00	50	46	65.3%	10.0%	2.7%	2.4%	1.0%	1.4%	2.7%	1.9%	0.2%	0.9%	0.3%	0.3%	0.5%	0.0%	0.9%	8.4%	1.0%	0.0%	550
01/02			8:00	9:00	50	41	65.7%	10.1%	2.7%	2.4%	0.9%	1.5%	2.8%	1.8%	0.1%	0.7%	0.3%	0.3%	0.5%	0.0%	0.7%	8.4%	0.9%	0.0%	850
01/02			9:00	10:00	50	41	65.6%	10.1%	2.7%	2.5%	0.9%	1.6%	2.8%	2.0%	0.1%	0.7%	0.3%	0.3%	0.3%	0.0%	0.7%	8.4%	0.9%	0.0%	900
01/02			10:00	11:00	50	41	65.3%	10.1%	2.8%	2.5%	0.9%	1.6%	2.9%	2.0%	0.1%	0.8%	0.3%	0.3%	0.5%	0.0%	0.8%	8.4%	0.9%	0.0%	900
01/02			11:00	12:00	50	41	65.5%	10.0%	2.8%	2.5%	0.9%	1.5%	2.9%	2.0%	0.1%	0.7%	0.3%	0.3%	0.3%	0.0%	0.7%	8.4%	0.9%	0.0%	850
01/02			12:00	13:00	50	44	65.7%	10.1%	2.7%	2.4%	0.8%	1.6%	2.8%	2.0%	0.1%	0.7%	0.3%	0.3%	0.4%	0.0%	0.7%	8.4%	0.9%	0.0%	750
01/02			13:00	14:00	50	44	64.3%	9.9%	3.0%	3.0%	1.1%	1.7%	3.4%	1.6%	0.3%	0.6%	0.4%	0.3%	0.6%	0.0%	0.6%	8.3%	1.1%	0.0%	700
01/02			14:00	15:00	50	43	64.0%	9.9%	3.1%	3.1%	1.3%	1.7%	3.5%	1.5%	0.3%	0.5%	0.4%	0.3%	0.5%	0.0%	0.6%	8.2%	1.0%	0.0%	750
01/02			15:00	16:00	50	42	64.2%	9.9%	3.1%	3.1%	1.2%	1.8%	3.4%	1.6%	0.2%	0.5%	0.4%	0.2%	0.5%	0.0%	0.6%	8.2%	1.1%	0.0%	850
01/02			16:00	17:00	50	42	64.2%	9.9%	3.1%	3.1%	1.2%	1.8%	3.6%	1.5%	0.2%	0.5%	0.4%	0.2%	0.5%	0.0%	0.6%	8.3%	1.1%	0.0%	850
01/02			17:00	18:00	50	40	64.4%	9.9%	3.1%	3.1%	1.2%	1.6%	3.5%	1.7%	0.2%	0.4%	0.3%	0.2%	0.4%	0.0%	0.6%	8.4%	1.0%	0.0%	900
01/02			18:00	19:00	50	38	64.0%	9.8%	3.1%	3.1%	1.2%	1.8%	3.6%	1.5%	0.2%	0.5%	0.4%	0.3%	0.5%	0.0%	0.6%	8.2%	1.1%	0.0%	1,050
01/02			19:00	20:00	50	42	64.2%	9.9%	3.0%	3.0%	1.2%	1.8%	3.6%	1.6%	0.2%	0.5%	0.4%	0.2%	0.5%	0.0%	0.6%	8.3%	1.1%	0.0%	850
01/02			20:00	21:00	50	45	64.1%	9.7%	3.0%	3.0%	1.2%	1.7%	3.5%	1.5%	0.3%	0.6%	0.5%	0.3%	0.6%	0.0%	0.6%	8.2%	1.1%	0.0%	650
01/02			21:00	22:00	50	47	64.4%	9.9%	2.9%	2.9%	1.2%	1.7%	3.5%	1.6%	0.2%	0.4%	0.4%	0.4%	0.4%	0.0%	0.6%	8.4%	1.2%	0.0%	550
01/02			22:00	23:00	50	47	64.1%	9.9%	3.0%	3.0%	1.2%	1.8%	3.6%	1.6%	0.2%	0.4%	0.4%	0.4%	0.4%	0.0%	0.6%	8.3%	1.2%	0.0%	500
01/02			23:00	0:00	50	47	64.1%	10.0%	3.1%	3.1%	1.2%	1.7%	3.6%	1.7%	0.0%	0.5%	0.5%	0.3%	0.5%	0.0%	0.5%	8.3%	1.0%	0.0%	400
03/04	03/04	Fan Kam Road	0:00	1:00	50	49	66.1%	10.2%	2.4%	2.4%	1.0%	2.0%	3.1%	2.6%	0.0%	0.4%	0.0%	0.0%	0.0%	0.0%	1.0%	7.7%	1.0%	0.0%	200
03/04			1:00	2:00	50	49	68.9%	10.8%	2.3%	2.3%	1.2%	1.2%	3.0%	0.0%	0.0%	0.7%	0.0%	0.0%	0.0%	0.0%	0.0%	8.5%	1.2%	0.0%	150
03/04			2:00	3:00	50	49	69.0%	10.3%	2.4%	2.4%	1.5%	1.5%	3.1%	0.0%	0.0%	0.0%	0.0%	0.0%	0.0%	0.0%	0.0%	8.8%	0.9%	0.0%	150
03/04			3:00	4:00	50	49	69.0%	10.7%	2.1%	2.1%	2.1%	2.1%	4.1%	0.0%	0.0%	0.0%	0.0%	0.0%	0.0%	0.0%	0.0%	7.9%	0.0%	0.0%	100
03/04			4:00	5:00	50	50	68.8%	9.4%	2.5%	2.5%	1.0%	2.5%	4.9%	0.0%	0.0%	0.0%	0.0%	0.0%	0.0%	0.0%	0.0%	8.4%	0.0%	0.0%	100
03/04			5:00	6:00	50	50	66.7%	9.3%	2.5%	2.5%	1.0%	2.5%	4.9%	2.5%	0.0%	0.0%	0.0%	0.0%	0.0%	0.0%	0.0%	8.3%	0.0%	0.0%	100
03/04			6:00	7:00	50	49	67.1%	9.9%	2.4%	2.4%	1.2%	1.2%	2.4%	2.4%	0.0%	0.7%	0.0%	0.0%	0.0%	0.0%	1.2%	8.0%	1.2%	0.0%	150
03/04			7:00	8:00	50	48	65.4%	10.2%	2.6%	2.4%	0.9%	1.4%	3.0%	2.4%	0.0%	0.5%	0.5%	0.3%	0.5%	0.0%	0.7%	8.3%	0.9%	0.0%	450
03/04			8:00	9:00	50	43	65.9%	10.1%	2.4%	2.3%	1.1%	1.5%	3.0%	2.1%	0.1%	0.5%	0.4%	0.3%	0.4%	0.0%	0.8%	8.3%	0.8%	0.0%	700
03/04			9:00	10:00	50	45	65.5%	10.1%	2.4%	2.2%	1.2%	1.5%	3.0%	2.4%	0.2%	0.5%	0.5%	0.3%	0.5%	0.0%	0.9%	8.1%	0.9%	0.0%	650
03/04			10:00	11:00	50	45	65.5%	10.0%	2.4%	2.2%	1.2%	1.5%	3.0%	2.3%	0.2%	0.5%	0.5%	0.3%	0.5%	0.0%	0.9%	8.2%	0.9%	0.0%	650
03/04			11:00	12:00	50	45	65.5%	10.1%	2.5%	2.3%	1.2%	1.5%	2.9%	2.4%	0.2%	0.5%	0.3%	0.3%	0.3%	0.0%	0.9%	8.2%	0.9%	0.0%	650
03/04			12:00	13:00	50	46	65.7%	10.0%	2.5%	2.3%	1.1%	1.4%	2.9%	2.3%	0.2%	0.6%	0.4%	0.4%	0.4%	0.0%	0.9%	8.2%	0.9%	0.0%	550
03/04			13:00	14:00	50	47	65.8%	10.2%	2.3%	2.1%	0.9%	1.5%	2.6%	2.5%	0.0%	0.6%	0.4%	0.4%	0.6%	0.0%	0.9%	8.3%	0.9%	0.0%	500
03/04			14:00	15:00	50	46	66.4%	10.2%	2.3%	2.1%	0.9%	1.4%	2.6%	2.3%	0.0%	0.5%	0.3%	0.3%	0.5%	0.0%	0.9%	8.3%	0.9%	0.0%	600
03/04			15:00	16:00	50	46	66.4%	10.3%	2.2%	2.2%	0.8%	1.3%	2.8%	2.3%	0.0%	0.5%	0.3%	0.3%	0.5%	0.0%	0.8%	8.4%	0.8%	0.0%	600
03/04			16:00	17:00	50	45	66.2%	10.3%	2.4%	2.2%	0.8%	1.4%	2.7%	2.4%	0.0%	0.5%	0.3%	0.3%	0.5%	0.0%	0.8%	8.4%	0.8%	0.0%	600
03/04			17:00	18:00	50	45	66.0%	10.2%	2.3%	2.3%	0.9%	1.5%	2.8%	2.3%	0.0%	0.4%	0.3%	0.3%	0.4%	0.0%	0.9%	8.5%	0.9%	0.0%	700
03/04			18:00	19:00	50	45	65.4%	10.2%	2.5%	2.4%	1.0%	1.5%	2.9%	2.3%	0.0%	0.6%	0.3%	0.3%	0.6%	0.0%	0.9%	8.3%	1.0%	0.0%	700
03/04			19:00	20:00	50	45	66.5%	10.2%	2.1%	2.1%	0.8%	1.3%	2.8%	2.3%	0.0%	0.5%	0.3%	0.3%	0.5%	0.0%	0.8%	8.6%	0.8%	0.0%	600
03/04			20:00	21:00	50	47	65.8%	10.1%	2.2%	2.2%	1.0%	1.4%	2.6%	2.2%	0.0%	0.6%	0.4%	0.4%	0.6%	0.0%	1.0%	8.5%	0.8%	0.0%	500
03/04			21:00	22:00	50	48	66.7%	10.2%	2.3%	2.0%	0.8%	1.3%	2.8%	2.4%	0.0%	0.5%	0.3%	0.3%	0.5%	0.0%	0.8%	8.4%	0.8%	0.0%	400
03/04			22:00	23:00	50	48	66.6%	10.3%	2.3%	2.1%	0.8%	1.3%	2.8%	2.1%	0.0%	0.5%	0.3%	0.3%	0.5%	0.0%	0.8%	8.5%	0.8%	0.0%	400
03/04			23:00	0:00	50	48	65.7%	10.2%	2.3%	2.0%	1.0%	1.6%	2.6%	2.5%	0.0%	0.6%	0.3%	0.3%	0.6%	0.0%	1.0%	8.3%	1.0%	0.0%	350
05/06	05/06	Fan Kam Road	0:00	1:00	50	48	70.5%	11.0%	1.2%	1.2%	0.8%	0.8%	1.5%	1.5%	0.0%	0.8%	0.4%	0.0%	0.4%	0.0%	0.8%	9.0%	0.4%	0.0%	300
05/06			1:00	2:00	50	49	72.5%	10.9%	1.4%	1.4%	0.5%	0.9%	1.8%	0.0%	0.0%	0.9%	0.0%	0.0%	0.0%	0.0%	0.0%	9.1%	0.5%	0.0%	200
05/06			2:00	3:00	50	49	73.1%	11.6%	1.2%	1.2%	0.0%	1.2%	1.9%	0.0%	0.0%	0.6%	0.0%	0.0%	0.0%	0.0%	0.0%	9.1%	0.0%	0.0%	200
05/06			3:00	4:00	50	49	72.9%	11.3%	1.5%	1.5%	0.0%	0.8%	2.3%	0.0%	0.0%	0.0%	0.0%	0.0%	0.0%	0.0%	0.0%	9.8%	0.0%	0.0%	100
05/06			4:00	5:00	50	49	72.6%	11.8%	1.8%	1.8%	0.0%	1.0%	1.8%	0.0%	0.0%	0.0%	0.0%	0.0%	0.0%	0.0%	0.0%	9.1%	0.0%	0.0%	100
05/06			5:00	6:00	50	49	71.7%	10.9%	1.8%	1.8%	0.0%	0.9%	1.8%	1.8%	0.0%	0.0%	0.0%	0.0%	0.0%	0.0%	0.0%	9.1%	0.0%	0.0%	100
05/06			6:00	7:00	50	49	70.3%	11.1%	1.4%	1.4%	0.5%	0.9%	1.9%	1.9%	0.0%	0.9%	0.0%	0.0%	0.0%	0.0%	0.9%	8.8%	0.0%	0.0%	200
05/06			7:00	8:00	50	47	69.9%	10.7%	1.4%	1.2%	0.5%	0.9%	1.6%	1.6%	0.4%	0.7%	0.4%	0.4%	0.4%	0.0%	0.7%	8.9%	0.4%	0.0%	550
05/06			8:00	9:00	50	40	70.2%	10.9%	1.4%	1.3%	0.5%	0.8%	1.5%	1.6%	0.2%	0.6%	0.4%	0.2%	0.4%	0.0%	0.6%	9.0%	0.5%	0.0%	1,000
05/06			9:00	10:00	50	43	70.2%	11.0%	1.4%	1.3%	0.5%	0.8%	1.4%	1.5%	0.2%	0.6%	0.5%	0.2%	0.5%	0.0%	0.6%	9.0%	0.5%	0.0%	850
05/06			10:00	11:00	50	42	70.0%	10.9%	1.4%	1.3%	0.5%	0.8%	1.6%	1.6%	0.2%	0.6%	0.5%	0.2%	0.5%	0.0%	0.6%	8.9%	0.5%	0.0%	850
05/06			11:00	12:00	50	43	70.1%	10.8%	1.4%	1.3%	0.5%	0.8%	1.4%	1.6%	0.2%	0.6%	0.5%	0.2%	0.5%	0.0%	0.6%	9.0%	0.5%	0.0%	850
05/06			12:00	13:00	50	45	70.3%	10.8%	1.4%	1.3%	0.6%	0.7%	1.5%	1.5%	0.3%	0.6%	0.4%	0.3%	0.4%	0.0%	0.6%	9.0%	0.4%	0.0%	750
05/06			13:00	14:00	50	45	68.1%	10.4%	1.9%	1.8%	0.7%	1.0%	2.1%	1.9%	0.3%	0.6%	0.3%	0.3%	0.4%	0.0%	0.7%	8.7%	0.6%	0.0%	650
05/06			14:00	15:00	50	44	68.3%	10.5%	1.8%	1.8%	0.7%	1.1%	2.2%	1.9%	0.3%	0.5%	0.4%	0.3%	0.5%	0.0%	0.7%	8.7%	0.5%	0.0%	750
05/06			15:00	16:00	50	43	68.3%	10.5%	1.8%	1.7%	0.6%	1.0%	2.0%	1.9%	0.3%	0.6%	0.4%	0.3%	0.5%	0.0%	0.8%	8.8%	0.6%	0.0%	750
05/06			16:00	17:00	50	43	68.4%	10.6%	1.7%	1.6%	0.6%	1.0%	2.1%	2.0%	0.2%	0.6%	0.4%	0.2%	0.5%	0.0%	0.7%	8.7%	0.6%	0.0%	850
05/06			17:00	18:00	50	42	68.4%	10.5%	1.8%	1.7%	0.7%	1.0%	2.1%	1.8%	0.2%	0.6%	0.3%	0.2%	0.5%	0.0%	0.7%	8.8%	0.7%	0.0%	850
05/06			18:00	19:00	50	42	68.1%	10.5%	1.9%	1.8%	0.7%	1.1%	2.2%	1.9%	0.2%	0.6%	0.4%	0.2%	0.5%	0.0%	0.7%	8.7%	0.6%	0.0%	850
05/06			19:00	20:00	50	43	68.6%	10.5%	1.7%	1.6%	0.6%	1.0%	2.0%	1.9%	0.3%	0.6%	0.4%	0.3%	0.5%	0.0%	0.8%	8.8%	0.6%	0.0%	800
05/06			20:00	21:00	50	46	68.4%	10.5%	1.8%	1.6%	0.6%	1.1%	2.1%	1.9%	0.3%	0.6%	0.3%	0.3%	0.5%	0.0%	0.6%	8.7%	0.6%	0.0%	650
05/06			21:00	22:00	50	47	68.0%	10.5%	1.8%	1.8%	0.8%	1.0%	2.0%	1.8%	0.4%	0.6%	0.4%	0.4%	0.4%	0.0%	0.8%	8.8%	0.6%	0.0%	500
05/06			22:00	23:00	50	47	68.1%	10.4%	1.8%	1.8%	0.8%	1.0%	2.0%	1.9%	0.4%	0.6%	0.4%	0.4%	0.4%	0.0%	0.8%	8.6%	0.6%	0.0%	500
05/06			23:00	0:00	50	48	68.4%	10.7%	1.7%	1.7%	0.7%	1.0%	1.9%	1.7%	0.3%	0.5%	0.5%	0.3%	0.5%	0.0%	0.8%	8.7%	0.7%	0.0%	400
07/08	07/08	Fan Kam Road	0:00	1:00	50	47	69.4%	10.8%	1.8%	1.5%	0.5%	0.8%	1.8%	1.0%	0.0%	0.5%	0.5%	0.5%	0.5%	0.0%	1.0%	9.0%	0.5%	0.0%	400
07/08			1:00	2:00	50	48	71.1%	10.9%	1.5%	1.5%	0.6%	0.9%	1.8%	0.0%	0.0%	0.6%	0.6%	0.0%	0.6%	0.0%	0.0%	9.1%	0.6%	0.0%	300
07/08			2:00	3:00	50	48	71.1%	10.9%	1.6%	1.1%	0.8%	0.8%	1.6%	0.0%	0.0%	0.8%	0.8%	0.0%	0.8%	0.0%	0.0%	9.3%	0.3%	0.0%	250
07/08			3:00	4:00	50	49	71.0%	11.5%	1.5%	1.5%	0.5%	1.0%	2.0%	0.0%	0.0%	1.0%	0.0%	0.0%	0.0%	0.0%	0.0%	9.5%	0.5%	0.0%	200
07/08			4:00	5:00	50	49	71.0%	11.4%	1.8%	1.2%	0.6%	1.2%	2.4%	0.0%	0.0%	1.2%	0.0%	0.0%	0.0%	0.0%	0.0%	9.0%	0.0%	0.0%	200
07/08			5:00	6:00	50	49	69.8%	10.9%	1.8%	1.2%	0.6%	1.2%	1.8%	1.2%	0.0%	1.2%	0.0%	0.0%	0.0%	0.0%	1.2%	9.0%	0.0%	0.0%	200
07/08			6:00	7:00	50	48	69.3%	10.8%	1.6%	1.6%	0.6%	0.9%	1.6%	1.2%	0.0%	0.6%	0.6%	0.0%	0.6%	0.0%	0.9%	9.0%	0.6%	0.0%	300
07/08			7:00	8:00	50	42	69.2%	10.8%	1.7%	1.3%	0.6%	0.9%	1.5%	1.2%	0.2%	0.7%	0.5%	0.2%	0.5%	0.0%	1.1%	9.0%	0.6%	0.0%	850
07/08			8:00	9:00	50	33	69.4%	10.8%	1.6%	1.4%	0.6%	0.9%	1.7%	1.1%	0.1%	0.7%	0.4%	0.3%	0.4%	0.0%	1.0%	8.9%	0.6%	0.0%	1,400
07/08			9:00	10:00	50	35	69.3%	10.8%	1.6%	1.4%	0.5%	0.9%	1.6%	1.2%	0.2%	0.7%	0.5%	0.3%	0.5%	0.0%	1.0%	9.0%	0.5%	0.0%	1,250
07/08			10:00	11:00	50	35	69.3%	10.7%	1.6%	1.4%	0.5%	0.9%	1.6%	1.2%	0.2%	0.7%	0.5%	0.3%	0.5%	0.0%	1.0%	8.9%	0.5%	0.0%	1,300
07/08			11:00	12:00	50	35	69.3%	10.7%	1.6%	1.4%	0.6%	1.0%	1.7%	1.1%	0.2%	0.7%	0.5%	0.3%	0.5%	0.0%	1.0%	8.9%	0.6%	0.0%	1,250
07/08			12:00	13:00	50	39	69.5%	10.8%	1.6%	1.4%	0.6%	0.9%	1.7%	1.1%	0.2%	0.7%	0.4%	0.3%	0.4%	0.0%	1.0%	9.0%	0.5%	0.0%	1,050
07/08			13:00	14:00	50	40	69.6%	10.7%	1.5%	1.5%	0.6%	0.9%	1.8%	1.2%	0.2%	0.7%	0.4%	0.3%	0.4%	0.0%	0.9%	8.9%	0.5%	0.0%	1,000
07/08			14:00	15:00	50	38	69.6%	10.8%	1.5%	1.5%	0.6%	0.8%	1.8%	1.2%	0.2%	0.6%	0.4%	0.4%	0.5%	0.0%	0.9%	8.8%	0.5%	0.0%	1,100
07/08			15:00	16:00	50	37	69.5%	10.7%	1.5%	1.5%	0.6%	0.9%	1.8%	1.2%	0.2%	0.7%	0.3%	0.3%	0.4%	0.0%	0.8%	8.8%	0.6%	0.0%	1,150
07/08			16:00	17:00	50	36	69.3%	10.8%	1.6%	1.6%	0.6%	0.9%	1.7%	1.2%	0.2%	0.7%	0.4%	0.3%	0.5%	0.0%	0.9%	8.9%	0.6%	0.0%	1,200
07/08			17:00	18:00	50	35	69.6%	10.8%	1.5%	1.5%	0.6%	0.8%	1.7%	1.1%	0.2%	0.7%	0.4%	0.3%	0.5%	0.0%	0.9%	8.9%	0.5%	0.0%	1,300
07/08			18:00	19:00	50	34	69.5%	10.7%	1.5%	1.5%	0.6%	0.9%	1.8%	1.2%	0.1%	0.7%	0.4%	0.3%	0.4%	0.0%	0.9%	8.8%	0.6%	0.0%	1,400
07/08			19:00	20:00	50	37	69.5%	10.7%	1.5%	1.5%	0.6%	0.9%	1.7%	1.2%	0.2%	0.7%	0.4%	0.3%	0.5%	0.0%	0.8%	8.9%	0.6%	0.0%	1,200
07/08			20:00	21:00	50	41	69.5%	10.8%	1.6%	1.6%	0.5%	1.0%	1.8%	1.2%	0.2%	0.6%	0.3%	0.2%	0.4%	0.0%	0.8%	8.8%	0.5%	0.0%	950
07/08			21:00	22:00	50	44	69.1%	10.7%	1.6%	1.6%	0.7%	0.9%	1.8%	1.2%	0.3%	0.7%	0.4%	0.3%	0.5%	0.0%	0.9%	8.7%	0.5%	0.0%	750
07/08			22:00	23:00	50	45	69.2%	10.7%	1.5%	1.5%	0.7%	1.0%	1.8%	1.1%	0.3%	0.7%	0.4%	0.3%	0.5%	0.0%	1.0%	8.8%	0.5%	0.0%	750
07/08			23:00	0:00	50	46	69.8%	10.8%	1.7%	1.7%	0.5%	0.8%	1.8%	1.2%	0.0%	0.7%	0.3%	0.3%	0.3%	0.0%	0.8%	8.8%	0.5%	0.0%	600
09/10	09/10	Fan Kam Road	0:00	1:00	50	49	60.7%	9.3%	4.0%	3.8%	1.7%	2.3%	4.7%	1.7%	0.0%	0.4%	0.4%	0.4%	0.4%	0.0%	1.1%	7.6%	1.3%	0.0%	500
09/10			1:00	2:00	50	49	62.4%	9.8%	4.1%	4.1%	1.5%	2.3%	4.6%	0.0%	0.0%	0.5%	0.5%	0.3%	0.5%	0.0%	0.0%	8.0%	1.5%	0.0%	400
09/10			2:00	3:00	50	49	62.5%	9.6%	4.1%	3.8%	1.7%	2.4%	4.8%	0.0%	0.0%	0.7%	0.3%	0.0%	0.7%	0.0%	0.0%	7.9%	1.7%	0.0%	300
09/10			3:00	4:00	50	50	63.1%	9.9%	4.3%	3.8%	1.3%	2.6%	4.7%	0.0%	0.0%	0.9%	0.0%	0.0%	0.0%	0.0%	0.0%	8.2%	1.3%	0.0%	200
09/10			4:00	5:00	50	50	62.9%	9.8%	4.1%	4.1%	1.5%	2.6%	4.6%	0.0%	0.0%	1.0%	0.0%	0.0%	0.0%	0.0%	0.0%	7.7%	1.5%	0.0%	200
09/10			5:00	6:00	50	50	60.6%	9.6%	4.0%	4.0%	1.5%	2.5%	4.5%	2.0%	0.0%	1.0%	0.0%	0.0%	0.0%	0.0%	1.0%	7.6%	1.5%	0.0%	200
09/10			6:00	7:00	50	49	61.0%	9.5%	4.2%	3.7%	1.6%	2.4%	4.5%	1.6%	0.0%	0.5%	0.3%	0.0%	0.5%	0.0%	1.1%	7.7%	1.6%	0.0%	400
09/10			7:00	8:00	50	48	60.6%	9.3%	4.1%	3.9%	1.4%	2.3%	4.6%	1.7%	0.2%	0.6%	0.3%	0.2%	0.4%	0.0%	1.1%	7.7%	1.4%	0.0%	950
09/10			8:00	9:00	50	47	60.6%	9.4%	4.1%	3.8%	1.5%	2.3%	4.7%	1.7%	0.1%	0.6%	0.3%	0.2%	0.4%	0.0%	1.1%	7.7%	1.4%	0.0%	1,550
09/10			9:00	10:00	50	47	60.5%	9.4%	4.1%	3.9%	1.5%	2.3%	4.6%	1.8%	0.1%	0.6%	0.3%	0.3%	0.4%	0.0%	1.1%	7.7%	1.5%	0.0%	1,450
09/10			10:00	11:00	50	47	60.6%	9.4%	4.1%	3.8%	1.5%	2.3%	4.6%	1.8%	0.1%	0.6%	0.3%	0.3%	0.4%	0.0%	1.1%	7.6%	1.5%	0.0%	1,450
09/10			11:00	12:00	50	47	60.6%	9.4%	4.1%	3.8%	1.5%	2.3%	4.6%	1.7%	0.1%	0.5%	0.3%	0.3%	0.4%	0.0%	1.2%	7.7%	1.4%	0.0%	1,450
09/10			12:00	13:00	50	47	60.6%	9.3%	4.1%	3.9%	1.5%	2.4%	4.6%	1.7%	0.2%	0.6%	0.3%	0.3%	0.3%	0.0%	1.1%	7.7%	1.4%	0.0%	1,250
09/10			13:00	14:00	50	48	67.3%	10.4%	2.2%	1.9%	0.8%	1.1%	2.4%	1.7%	0.2%	0.6%	0.3%	0.2%	0.4%	0.0%	1.2%	8.7%	0.8%	0.0%	1,200
09/10			14:00	15:00	50	47	67.3%	10.4%	2.1%	1.9%	0.8%	1.1%	2.4%	1.7%	0.2%	0.6%	0.3%	0.3%	0.4%	0.0%	1.1%	8.6%	0.7%	0.0%	1,300
09/10			15:00	16:00	50	47	67.4%	10.4%	2.2%	2.0%	0.8%	1.2%	2.4%	1.7%	0.1%	0.6%	0.4%	0.3%	0.4%	0.0%	1.1%	8.6%	0.7%	0.0%	1,400
09/10			16:00	17:00	50	47	67.2%	10.5%	2.2%	1.9%	0.8%	1.2%	2.3%	1.7%	0.1%	0.6%	0.4%	0.3%	0.4%	0.0%	1.2%	8.6%	0.8%	0.0%	1,450
09/10			17:00	18:00	50	47	67.2%	10.4%	2.1%	1.9%	0.8%	1.2%	2.4%	1.7%	0.1%	0.6%	0.4%	0.3%	0.5%	0.0%	1.2%	8.6%	0.7%	0.0%	1,550
09/10			18:00	19:00	50	47	67.3%	10.4%	2.2%	1.9%	0.8%	1.1%	2.3%	1.7%	0.1%	0.6%	0.4%	0.2%	0.4%	0.0%	1.1%	8.6%	0.7%	0.0%	1,650
09/10			19:00	20:00	50	47	67.3%	10.4%	2.2%	1.9%	0.8%	1.1%	2.3%	1.6%	0.1%	0.6%	0.4%	0.3%	0.4%	0.0%	1.2%	8.6%	0.7%	0.0%	1,400
09/10			20:00	21:00	50	48	67.2%	10.4%	2.2%	2.0%	0.8%	1.2%	2.4%	1.7%	0.2%	0.5%	0.4%	0.2%	0.4%	0.0%	1.2%	8.6%	0.7%	0.0%	1,100
09/10			21:00	22:00	50	48	67.0%	10.4%	2.2%	1.9%	0.8%	1.1%	2.3%	1.7%	0.2%	0.7%	0.5%	0.2%	0.5%	0.0%	1.1%	8.7%	0.8%	0.0%	900
09/10			22:00	23:00	50	48	67.0%	10.4%	2.2%	2.0%	0.8%	1.2%	2.3%	1.6%	0.2%	0.7%	0.5%	0.2%	0.5%	0.0%	1.2%	8.6%	0.7%	0.0%	900
09/10			23:00	0:00	50	49	67.7%	10.5%	2.1%	1.8%	0.7%	1.1%	2.4%	1.7%	0.0%	0.6%	0.3%	0.3%	0.4%	0.0%	1.1%	8.6%	0.7%	0.0%	700

2029 Construction	Link ID	Road Section	1-hour interval Start	End	Speed Limit (km/hr)	Travel Speed (km/hr)	PC	TAXI	LGV3	LGV4	LGV6	HGV7	HGV8	PLB	PV4	PV5	NFB6	NFB7	NFB8	FBSD	FBDD	MC	HGV9	NFB9	Traffic Flows (veh/hr)
							Vehicle Composition																		
11	11	Fan Kam Road	0:00	1:00	50	49	63.7%	9.8%	3.1%	2.8%	1.1%	1.7%	3.4%	1.1%	0.0%	0.6%	0.3%	0.3%	0.3%	0.0%	2.8%	8.1%	1.1%	0.0%	350
11			1:00	2:00	50	49	65.7%	10.2%	3.1%	3.1%	1.4%	1.7%	3.7%	0.0%	0.0%	0.7%	0.3%	0.3%	0.3%	0.0%	0.0%	8.5%	1.0%	0.0%	300
11			2:00	3:00	50	49	65.6%	10.0%	3.2%	3.2%	1.4%	1.8%	3.6%	0.0%	0.0%	0.5%	0.5%	0.5%	0.5%	0.0%	0.0%	8.6%	0.9%	0.0%	200
11			3:00	4:00	50	50	66.1%	10.2%	3.4%	2.8%	1.1%	1.7%	3.4%	0.0%	0.0%	0.6%	0.6%	0.0%	0.6%	0.0%	0.0%	8.5%	1.1%	0.0%	200
11			4:00	5:00	50	50	65.8%	10.3%	3.4%	2.7%	1.4%	2.1%	3.4%	0.0%	0.0%	0.7%	0.0%	0.0%	0.7%	0.0%	0.0%	8.2%	1.4%	0.0%	150
11			5:00	6:00	50	50	62.9%	9.9%	3.3%	2.7%	1.3%	2.0%	3.3%	1.3%	0.0%	0.7%	0.0%	0.0%	0.7%	0.0%	2.7%	8.0%	1.3%	0.0%	150
11			6:00	7:00	50	49	63.5%	9.7%	3.1%	2.8%	1.0%	1.7%	3.5%	1.0%	0.0%	0.7%	0.4%	0.4%	0.4%	0.0%	2.8%	8.0%	1.0%	0.0%	300
11			7:00	8:00	50	48	63.3%	9.7%	3.1%	2.9%	1.2%	1.7%	3.5%	1.1%	0.1%	0.5%	0.3%	0.3%	0.4%	0.0%	2.7%	8.1%	1.1%	0.0%	750
11			8:00	9:00	50	46	63.4%	9.8%	3.1%	2.9%	1.2%	1.7%	3.4%	1.1%	0.1%	0.5%	0.3%	0.2%	0.4%	0.0%	2.7%	8.1%	1.1%	0.0%	1,300
11			9:00	10:00	50	47	63.3%	9.8%	3.1%	2.9%	1.1%	1.7%	3.5%	1.1%	0.1%	0.5%	0.4%	0.3%	0.4%	0.0%	2.7%	8.1%	1.0%	0.0%	1,150
11			10:00	11:00	50	47	63.5%	9.8%	3.1%	2.9%	1.1%	1.7%	3.5%	1.1%	0.1%	0.5%	0.4%	0.3%	0.4%	0.0%	2.7%	8.1%	1.0%	0.0%	1,150
11			11:00	12:00	50	47	63.3%	9.8%	3.1%	2.9%	1.2%	1.7%	3.5%	1.1%	0.1%	0.5%	0.3%	0.3%	0.4%	0.0%	2.8%	8.1%	1.1%	0.0%	1,100
11			12:00	13:00	50	47	63.4%	9.8%	3.1%	2.9%	1.2%	1.7%	3.4%	1.0%	0.1%	0.5%	0.3%	0.2%	0.4%	0.0%	2.7%	8.1%	1.0%	0.0%	950
11			13:00	14:00	50	48	67.1%	10.5%	1.9%	1.8%	0.7%	1.0%	2.1%	1.2%	0.1%	0.6%	0.3%	0.2%	0.4%	0.0%	2.9%	8.6%	0.7%	0.0%	900
11			14:00	15:00	50	47	67.2%	10.5%	1.9%	1.7%	0.7%	1.0%	2.1%	1.2%	0.1%	0.6%	0.3%	0.2%	0.4%	0.0%	2.9%	8.6%	0.6%	0.0%	1,000
11			15:00	16:00	50	47	67.1%	10.5%	1.9%	1.7%	0.7%	1.0%	2.1%	1.1%	0.1%	0.6%	0.4%	0.3%	0.4%	0.0%	2.9%	8.6%	0.7%	0.0%	1,050
11			16:00	17:00	50	47	67.1%	10.4%	1.9%	1.7%	0.6%	1.0%	2.1%	1.2%	0.1%	0.6%	0.4%	0.3%	0.5%	0.0%	2.9%	8.6%	0.6%	0.0%	1,100
11			17:00	18:00	50	47	67.1%	10.4%	1.9%	1.8%	0.7%	1.0%	2.0%	1.2%	0.1%	0.6%	0.3%	0.3%	0.4%	0.0%	2.9%	8.7%	0.7%	0.0%	1,200
11			18:00	19:00	50	47	67.1%	10.5%	1.9%	1.7%	0.7%	1.0%	2.1%	1.2%	0.1%	0.6%	0.3%	0.3%	0.4%	0.0%	2.9%	8.6%	0.7%	0.0%	1,200
11			19:00	20:00	50	47	67.2%	10.5%	1.9%	1.8%	0.7%	1.0%	2.1%	1.1%	0.1%	0.6%	0.4%	0.3%	0.4%	0.0%	2.9%	8.7%	0.7%	0.0%	1,050
11			20:00	21:00	50	48	67.0%	10.5%	1.9%	1.8%	0.7%	0.9%	2.1%	1.2%	0.1%	0.6%	0.4%	0.2%	0.5%	0.0%	2.9%	8.6%	0.6%	0.0%	850
11			21:00	22:00	50	48	67.0%	10.5%	2.0%	1.8%	0.6%	1.1%	2.1%	1.2%	0.2%	0.6%	0.3%	0.3%	0.5%	0.0%	2.9%	8.6%	0.6%	0.0%	650
11			22:00	23:00	50	48	67.1%	10.4%	1.8%	1.7%	0.6%	1.1%	2.1%	1.2%	0.2%	0.6%	0.3%	0.3%	0.5%	0.0%	2.9%	8.6%	0.6%	0.0%	650
11			23:00	0:00	50	49	67.3%	10.5%	1.9%	1.7%	0.7%	0.9%	2.0%	1.1%	0.0%	0.6%	0.4%	0.2%	0.4%	0.0%	3.0%	8.7%	0.7%	0.0%	550
12	12	Fan Kam Road	0:00	1:00	50	49	64.7%	10.0%	2.7%	2.7%	0.9%	1.5%	2.9%	1.2%	0.0%	0.6%	0.3%	0.3%	0.3%	0.0%	2.9%	8.2%	0.9%	0.0%	350
12			1:00	2:00	50	49	67.2%	10.5%	2.9%	2.5%	1.1%	1.4%	2.9%	0.0%	0.0%	0.7%	0.4%	0.4%	0.4%	0.0%	0.0%	8.7%	1.1%	0.0%	300
12			2:00	3:00	50	49	67.3%	10.6%	2.9%	2.4%	1.0%	1.4%	2.9%	0.0%	0.0%	0.5%	0.5%	0.5%	0.5%	0.0%	0.0%	8.7%	1.0%	0.0%	200
12			3:00	4:00	50	50	66.9%	10.7%	3.0%	2.4%	1.2%	1.8%	3.0%	0.0%	0.0%	0.6%	0.6%	0.0%	0.6%	0.0%	0.0%	8.3%	1.2%	0.0%	150
12			4:00	5:00	50	50	67.4%	10.1%	2.9%	2.9%	0.7%	1.5%	3.6%	0.0%	0.0%	0.7%	0.0%	0.0%	0.7%	0.0%	0.0%	8.7%	0.7%	0.0%	150
12			5:00	6:00	50	50	64.3%	9.8%	2.8%	2.8%	0.7%	1.4%	3.5%	1.4%	0.0%	0.7%	0.0%	0.0%	0.7%	0.0%	2.8%	8.4%	0.7%	0.0%	150
12			6:00	7:00	50	49	64.4%	9.8%	2.6%	2.6%	1.1%	1.5%	2.9%	1.1%	0.0%	0.7%	0.4%	0.4%	0.4%	0.0%	2.9%	8.4%	1.1%	0.0%	300
12			7:00	8:00	50	48	64.4%	10.0%	2.7%	2.5%	1.0%	1.4%	3.0%	1.3%	0.1%	0.6%	0.3%	0.3%	0.4%	0.0%	3.0%	8.3%	1.0%	0.0%	700
12			8:00	9:00	50	47	64.5%	10.0%	2.7%	2.5%	1.0%	1.5%	2.9%	1.2%	0.1%	0.6%	0.4%	0.3%	0.4%	0.0%	2.9%	8.2%	1.0%	0.0%	1,150
12			9:00	10:00	50	47	64.4%	10.0%	2.7%	2.5%	0.9%	1.5%	3.0%	1.2%	0.1%	0.6%	0.4%	0.3%	0.5%	0.0%	2.9%	8.2%	0.9%	0.0%	1,100
12			10:00	11:00	50	47	64.5%	9.9%	2.6%	2.6%	0.9%	1.5%	3.0%	1.2%	0.1%	0.6%	0.4%	0.3%	0.5%	0.0%	2.9%	8.2%	0.9%	0.0%	1,100
12			11:00	12:00	50	47	64.4%	9.9%	2.7%	2.5%	0.9%	1.5%	2.9%	1.2%	0.1%	0.6%	0.4%	0.3%	0.5%	0.0%	2.9%	8.3%	0.9%	0.0%	1,050
12			12:00	13:00	50	48	64.4%	10.0%	2.6%	2.5%	1.0%	1.4%	3.1%	1.2%	0.1%	0.7%	0.3%	0.2%	0.4%	0.0%	3.0%	8.2%	0.9%	0.0%	900
12			13:00	14:00	50	48	66.4%	10.3%	2.1%	1.9%	0.7%	1.2%	2.3%	1.2%	0.1%	0.6%	0.4%	0.2%	0.5%	0.0%	2.9%	8.6%	0.7%	0.0%	850
12			14:00	15:00	50	47	66.6%	10.3%	2.1%	1.9%	0.7%	1.2%	2.3%	1.2%	0.1%	0.5%	0.3%	0.2%	0.4%	0.0%	2.9%	8.5%	0.7%	0.0%	950
12			15:00	16:00	50	47	66.5%	10.4%	2.1%	1.9%	0.7%	1.2%	2.4%	1.2%	0.1%	0.6%	0.3%	0.2%	0.4%	0.0%	2.9%	8.6%	0.7%	0.0%	1,000
12			16:00	17:00	50	47	66.5%	10.3%	2.0%	1.9%	0.8%	1.2%	2.3%	1.2%	0.1%	0.6%	0.3%	0.3%	0.4%	0.0%	2.9%	8.6%	0.8%	0.0%	1,050
12			17:00	18:00	50	47	66.5%	10.4%	2.1%	1.9%	0.7%	1.2%	2.3%	1.2%	0.1%	0.5%	0.4%	0.3%	0.5%	0.0%	2.9%	8.6%	0.7%	0.0%	1,100
12			18:00	19:00	50	47	66.5%	10.4%	2.1%	1.9%	0.7%	1.2%	2.3%	1.2%	0.1%	0.6%	0.3%	0.3%	0.4%	0.0%	2.9%	8.6%	0.7%	0.0%	1,200
12			19:00	20:00	50	47	66.5%	10.4%	2.1%	1.9%	0.8%	1.2%	2.4%	1.2%	0.1%	0.6%	0.3%	0.3%	0.4%	0.0%	2.8%	8.5%	0.7%	0.0%	1,000
12			20:00	21:00	50	48	66.4%	10.4%	2.1%	1.9%	0.7%	1.1%	2.4%	1.1%	0.1%	0.6%	0.4%	0.3%	0.4%	0.0%	2.9%	8.6%	0.7%	0.0%	800
12			21:00	22:00	50	48	66.5%	10.3%	2.1%	1.9%	0.8%	1.1%	2.4%	1.1%	0.2%	0.6%	0.3%	0.3%	0.5%	0.0%	2.9%	8.5%	0.6%	0.0%	650
12			22:00	23:00	50	48	66.3%	10.3%	2.1%	1.9%	0.8%	1.1%	2.4%	1.1%	0.2%	0.6%	0.3%	0.3%	0.5%	0.0%	2.9%	8.5%	0.6%	0.0%	600
12			23:00	0:00	50	49	66.5%	10.3%	2.1%	1.9%	0.8%	1.2%	2.3%	1.2%	0.0%	0.6%	0.4%	0.2%	0.4%	0.0%	2.9%	8.5%	0.8%	0.0%	500
13/14	13/14	Castle Peak Road - Kwu Tung	0:00	1:00	50	30	64.8%	9.9%	2.7%	2.7%	1.0%	1.5%	3.2%	0.0%	0.0%	0.5%	0.5%	0.2%	0.5%	0.0%	3.6%	8.3%	0.7%	0.0%	450
13/14			1:00	2:00	50	30	67.3%	10.4%	2.7%	2.7%	0.9%	1.5%	3.3%	0.0%	0.0%	0.6%	0.6%	0.0%	0.6%	0.0%	0.0%	8.6%	0.9%	0.0%	350
13/14			2:00	3:00	50	30	67.2%	10.7%	3.1%	2.3%	1.1%	1.5%	3.1%	0.0%	0.0%	0.8%	0.4%	0.0%	0.4%	0.0%	0.0%	8.7%	0.8%	0.0%	250
13/14			3:00	4:00	50	30	67.0%	10.8%	3.1%	2.6%	1.0%	1.6%	3.1%	0.0%	0.0%	1.0%	0.0%	0.0%	0.4%	0.0%	0.0%	8.3%	1.0%	0.0%	200
13/14			4:00	5:00	50	30	68.3%	10.3%	2.8%	2.8%	1.2%	1.6%	2.8%	0.0%	0.0%	0.7%	0.0%	0.0%	0.0%	0.0%	0.0%	8.4%	1.2%	0.0%	150
13/14			5:00	6:00	50	30	64.7%	9.8%	3.0%	3.0%	1.2%	1.9%	3.0%	0.0%	0.0%	0.5%	0.0%	0.0%	0.0%	0.0%	3.5%	8.1%	1.2%	0.0%	200
13/14			6:00	7:00	50	30	64.9%	10.2%	2.7%	2.4%	0.9%	1.5%	3.0%	0.0%	0.0%	0.6%	0.6%	0.0%	0.6%	0.0%	3.6%	8.1%	0.9%	0.0%	350
13/14			7:00	8:00	50	28	64.4%	10.0%	2.9%	2.6%	1.0%	1.5%	3.1%	0.0%	0.2%	0.6%	0.3%	0.2%	0.3%	0.0%	3.6%	8.2%	1.0%	0.0%	850
13/14			8:00	9:00	50	26	64.9%	10.0%	2.7%	2.5%	0.9%	1.5%	3.0%	0.0%	0.1%	0.6%	0.4%	0.2%	0.4%	0.0%	3.7%	8.3%	0.9%	0.0%	1,350
13/14			9:00	10:00	50	27	64.5%	10.0%	2.8%	2.5%	0.9%	1.5%	3.1%	0.0%	0.1%	0.5%	0.4%	0.2%	0.5%	0.0%	3.7%	8.2%	0.9%	0.0%	1,300
13/14			10:00	11:00	50	27	64.5%	10.0%	2.8%	2.5%	0.9%	1.5%	3.1%	0.0%	0.1%	0.5%	0.4%	0.2%	0.4%	0.0%	3.7%	8.3%	0.9%	0.0%	1,300
13/14			11:00	12:00	50	27	64.5%	9.9%	2.8%	2.5%	0.9%	1.5%	3.1%	0.0%	0.2%	0.5%	0.4%	0.2%	0.4%	0.0%	3.8%	8.3%	0.9%	0.0%	1,200
13/14			12:00	13:00	50	27	64.2%	9.9%	2.8%	2.6%	1.0%	1.6%	3.1%	0.0%	0.2%	0.6%	0.4%	0.2%	0.4%	0.0%	3.8%	8.3%	0.9%	0.0%	1,050
13/14			13:00	14:00	50	28	69.5%	10.9%	1.3%	1.2%	0.4%	0.7%	1.4%	0.0%	0.2%	0.7%	0.4%	0.3%	0.5%	0.0%	3.5%	8.8%	0.4%	0.0%	1,050
13/14			14:00	15:00	50	28	69.5%	10.8%	1.2%	1.1%	0.4%	0.7%	1.4%	0.0%	0.2%	0.7%	0.4%	0.3%	0.4%	0.0%	3.5%	9.0%	0.4%	0.0%	1,150
13/14			15:00	16:00	50	27	69.6%	10.8%	1.2%	1.2%	0.4%	0.7%	1.4%	0.0%	0.2%	0.7%	0.4%	0.2%	0.5%	0.0%	3.5%	8.9%	0.4%	0.0%	1,250
13/14			16:00	17:00	50	27	69.4%	10.8%	1.2%	1.1%	0.4%	0.7%	1.3%	0.0%	0.2%	0.7%	0.4%	0.3%	0.5%	0.0%	3.5%	8.9%	0.5%	0.0%	1,250
13/14			17:00	18:00	50	27	69.4%	10.8%	1.3%	1.2%	0.4%	0.7%	1.4%	0.0%	0.1%	0.7%	0.4%	0.3%	0.5%	0.0%	3.5%	8.9%	0.4%	0.0%	1,350
13/14			18:00	19:00	50	26	69.6%	10.8%	1.2%	1.2%	0.4%	0.7%	1.4%	0.0%	0.1%	0.7%	0.4%	0.3%	0.5%	0.0%	3.5%	8.9%	0.4%	0.0%	1,450
13/14			19:00	20:00	50	27	69.4%	10.8%	1.2%	1.1%	0.4%	0.7%	1.4%	0.0%	0.2%	0.7%	0.4%	0.3%	0.5%	0.0%	3.5%	8.9%	0.5%	0.0%	1,250
13/14			20:00	21:00	50	28	69.6%	10.9%	1.1%	1.1%	0.4%	0.7%	1.3%	0.0%	0.2%	0.7%	0.4%	0.2%	0.5%	0.0%	3.4%	8.9%	0.4%	0.0%	1,000
13/14			21:00	22:00	50	29	69.8%	10.9%	1.2%	1.0%	0.4%	0.7%	1.3%	0.0%	0.1%	0.7%	0.4%	0.3%	0.4%	0.0%	3.4%	8.9%	0.5%	0.0%	800
13/14			22:00	23:00	50	29	69.8%	10.8%	1.2%	1.1%	0.4%	0.7%	1.3%	0.0%	0.1%	0.7%	0.4%	0.3%	0.4%	0.0%	3.5%	9.0%	0.4%	0.0%	750
13/14			23:00	0:00	50	30	70.1%	10.8%	1.1%	1.1%	0.3%	0.6%	1.5%	0.0%	0.0%	0.6%	0.3%	0.3%	0.5%	0.0%	3.4%	8.9%	0.3%	0.0%	600
15/16	15/16	Po Kin Road	0:00	1:00	50	30	64.1%	9.7%	3.4%	3.0%	1.5%	1.9%	3.4%	1.5%	0.0%	0.8%	0.8%	0.0%	0.8%	0.0%	0.0%	8.2%	1.1%	0.0%	300
15/16			1:00	2:00	50	30	65.6%	10.0%	3.2%	3.2%	1.4%	1.8%	4.1%	0.0%	0.0%	0.9%	0.5%	0.0%	0.5%	0.0%	0.0%	8.2%	0.9%	0.0%	200
15/16			2:00	3:00	50	30	66.6%	10.4%	3.0%	3.0%	1.2%	1.8%	3.6%	0.0%	0.0%	0.6%	0.0%	0.0%	0.0%	0.0%	0.0%	8.6%	1.2%	0.0%	200
15/16			3:00	4:00	50	30	65.7%	10.5%	3.7%	3.0%	1.5%	1.5%	3.7%	0.0%	0.0%	0.0%	0.0%	0.0%	0.0%	0.0%	0.0%	9.0%	1.5%	0.0%	100
15/16			4:00	5:00	50	30	65.5%	10.9%	3.6%	2.7%	1.8%	1.8%	3.6%	0.0%	0.0%	0.0%	0.0%	0.0%	0.0%	0.0%	0.0%	9.1%	0.9%	0.0%	100
15/16			5:00	6:00	50	30	64.3%	10.7%	3.6%	2.7%	1.8%	1.8%	3.6%	1.8%	0.0%	0.0%	0.0%	0.0%	0.0%	0.0%	0.0%	8.9%	0.9%	0.0%	100
15/16			6:00	7:00	50	30	65.1%	10.4%	3.3%	3.3%	1.4%	1.9%	3.8%	0.9%	0.0%	0.5%	0.0%	0.0%	0.0%	0.0%	0.0%	8.5%	0.9%	0.0%	200
15/16			7:00	8:00	50	29	64.1%	10.0%	3.3%	3.1%	1.3%	1.9%	3.5%	1.2%	0.4%	0.6%	0.4%	0.4%	0.4%	0.0%	0.0%	8.2%	1.3%	0.0%	500
15/16			8:00	9:00	50	28	64.3%	10.0%	3.4%	3.0%	1.3%	1.8%	3.7%	1.3%	0.2%	0.5%	0.4%	0.2%	0.4%	0.0%	0.0%	8.2%	1.1%	0.0%	900
15/16			9:00	10:00	50	28	64.1%	10.0%	3.4%	3.1%	1.3%	1.9%	3.7%	1.3%	0.2%	0.6%	0.5%	0.2%	0.5%	0.0%	0.0%	8.2%	1.1%	0.0%	800
15/16			10:00	11:00	50	28	64.1%	10.0%	3.4%	3.1%	1.3%	1.9%	3.8%	1.3%	0.2%	0.6%	0.5%	0.2%	0.5%	0.0%	0.0%	8.1%	1.1%	0.0%	800
15/16			11:00	12:00	50	28	64.2%	10.0%	3.3%	3.0%	1.3%	1.9%	3.6%	1.3%	0.2%	0.6%	0.5%	0.2%	0.5%	0.0%	0.0%	8.2%	1.1%	0.0%	750
15/16			12:00	13:00	50	29	64.3%	10.1%	3.4%	3.0%	1.3%	1.8%	3.7%	1.3%	0.3%	0.6%	0.4%	0.3%	0.4%	0.0%	0.0%	8.1%	1.1%	0.0%	650
15/16			13:00	14:00	50	29	63.3%	10.0%	3.6%	3.3%	1.3%	2.1%	3.9%	1.3%	0.3%	0.4%	0.4%	0.3%	0.4%	0.0%	0.2%	8.0%	1.2%	0.0%	700
15/16			14:00	15:00	50	28	63.3%	9.8%	3.5%	3.3%	1.2%	2.0%	3.9%	1.3%	0.3%	0.5%	0.5%	0.3%	0.5%	0.0%	0.3%	8.0%	1.2%	0.0%	750
15/16			15:00	16:00	50	28	63.1%	9.8%	3.6%	3.4%	1.3%	2.0%	4.1%	1.3%	0.3%	0.5%	0.5%	0.3%	0.5%	0.0%	0.3%	8.0%	1.1%	0.0%	800
15/16			16:00	17:00	50	28	63.1%	9.9%	3.6%	3.3%	1.4%	2.0%	4.1%	1.4%	0.2%	0.5%	0.5%	0.2%	0.5%	0.0%	0.3%	8.0%	1.1%	0.0%	800
15/16			17:00	18:00	50	28	63.4%	9.9%	3.6%	3.3%	1.3%	2.1%	3.9%	1.3%	0.2%	0.5%	0.5%	0.2%	0.5%	0.0%	0.2%	8.0%	1.3%	0.0%	900
15/16			18:00	19:00	50	28	63.3%	9.9%	3.6%	3.4%	1.3%	2.1%	3.9%	1.3%	0.2%	0.4%	0.4%	0.2%	0.4%	0.0%	0.2%	8.0%	1.3%	0.0%	950
15/16			19:00	20:00	50	28	63.1%	9.9%	3.5%	3.4%	1.4%	2.0%	4.0%	1.3%	0.3%	0.5%	0.5%	0.3%	0.5%	0.0%	0.3%	8.0%	1.1%	0.0%	800
15/16			20:00	21:00	50	29	63.5%	9.9%	3.5%	3.4%	1.4%	2.1%	4.0%	1.3%	0.3%	0.3%	0.3%	0.3%	0.3%	0.0%	0.2%	8.1%	1.1%	0.0%	600
15/16			21:00	22:00	50	30	63.3%	9.7%	3.5%	3.2%	1.4%	2.2%	3.9%	1.2%	0.4%	0.4%	0.4%	0.4%	0.4%	0.0%	0.2%	8.1%	1.2%	0.0%	500
15/16			22:00	23:00	50	30	63.1%	9.8%	3.5%	3.3%	1.4%	2.1%	3.9%	1.2%	0.4%	0.4%	0.4%	0.4%	0.4%	0.0%	0.2%	8.2%	1.2%	0.0%	500
15/16			23:00	0:00	50	30	63.6%	10.0%	3.5%	3.3%	1.3%	2.3%	4.0%	1.2%	0.0%	0.5%	0.5%	0.0%	0.5%	0.0%	0.3%	8.0%	1.3%	0.0%	400
17/18	17/18	Po Kin Road	0:00	1:00	50	30	67.2%	10.4%	2.1%	2.1%	0.8%	1.3%	2.5%	1.7%	0.0%	0.8%	0.8%	0.0%	0.8%	0.0%	0.0%	8.7%	0.8%	0.0%	200
17/18			1:00	2:00	50	30	70.6%	10.8%	2.1%	2.1%	1.0%	1.5%	2.6%	0.0%	0.0%	0.0%	0.0%	0.0%	0.0%	0.0%	0.0%	8.8%	0.5%	0.0%	200
17/18			2:00	3:00	50	30	70.7%	10.8%	1.8%	1.8%	1.4%	1.4%	2.7%	0.0%	0.0%	0.0%	0.0%	0.0%	0.0%	0.0%	0.0%	9.0%	0.5%	0.0%	150
17/18			3:00	4:00	50	30	69.1%	10.8%	2.5%	2.5%	0.8%	1.7%	3.3%	0.0%	0.0%	0.0%	0.0%	0.0%	0.0%	0.0%	0.0%	9.2%	0.0%	0.0%	100
17/18			4:00	5:00	50	30	71.1%	11.3%	2.1%	2.1%	0.0%	1.1%	3.1%	0.0%	0.0%	0.0%	0.0%	0.0%	0.0%	0.0%	0.0%	9.3%	0.0%	0.0%	100
17/18			5:00	6:00	50	30	70.5%	10.5%	2.1%	2.1%	0.0%	1.1%	3.2%	2.1%	0.0%	0.0%	0.0%	0.0%	0.0%	0.0%	0.0%	8.4%	0.0%	0.0%	100
17/18			6:00	7:00	50	30	69.3%	11.1%	2.1%	1.6%	1.1%	1.6%	2.7%	1.1%	0.0%	0.0%	0.0%	0.0%	0.0%	0.0%	0.0%	9.0%	0.5%	0.0%	200
17/18			7:00	8:00	50	28	67.8%	10.5%	2.2%	2.0%	0.8%	1.2%	2.6%	1.6%	0.4%	0.4%	0.4%	0.4%	0.4%	0.0%	0.0%	8.5%	0.6%	0.0%	400
17/18			8:00	9:00	50	25	67.8%	10.6%	2.2%	2.0%	0.8%	1.3%	2.5%	1.4%	0.2%	0.5%	0.5%	0.2%	0.5%	0.0%	0.0%	8.7%	0.7%	0.0%	700
17/18			9:00	10:00	50	25	67.6%	10.6%	2.2%	2.1%	0.9%	1.3%	2.4%	1.4%	0.3%	0.5%	0.5%	0.3%	0.5%	0.0%	0.0%	8.5%	0.8%	0.0%	700
17/18			10:00	11:00	50	25	67.5%	10.6%	2.2%	2.1%	0.9%	1.3%	2.4%	1.4%	0.3%	0.5%	0.5%	0.3%	0.5%	0.0%	0.0%	8.7%	0.8%	0.0%	700
17/18			11:00	12:00	50	26	67.7%	10.6%	2.1%	2.0%	0.9%	1.3%	2.4%	1.3%	0.3%	0.5%	0.5%	0.3%	0.5%	0.0%	0.0%	8.7%	0.8%	0.0%	650
17/18			12:00	13:00	50	26	67.7%	10.5%	2.2%	2.1%	0.8%	1.3%	2.5%	1.4%	0.3%	0.5%	0.5%	0.3%	0.5%	0.0%	0.0%	8.6%	0.8%	0.0%	500
17/18			13:00	14:00	50	27	66.9%	10.3%	2.7%	2.3%	1.0%	1.5%	2.8%	1.3%	0.3%	0.3%	0.3%	0.3%	0.3%	0.0%	0.0%	8.6%	0.8%	0.0%	600
17/18			14:00	15:00	50	26	66.1%	10.2%	2.7%	2.4%	0.9%	1.4%	2.9%	1.5%	0.3%	0.6%	0.6%	0.3%	0.6%	0.0%	0.0%	8.6%	0.9%	0.0%	700
17/18			15:00	16:00	50	26	66.1%	10.3%	2.7%	2.4%	1.0%	1.4%	3.0%	1.4%	0.3%	0.6%	0.6%	0.3%	0.6%	0.0%	0.0%	8.6%	0.9%	0.0%	700
17/18			16:00	17:00	50	26	66.5%	10.3%	2.6%	2.4%	1.0%	1.5%	2.9%	1.4%	0.3%	0.6%	0.6%	0.3%	0.6%	0.0%	0.0%	8.5%	0.8%	0.0%	700
17/18			17:00	18:00	50	25	66.3%	10.2%	2.7%	2.4%	1.0%	1.4%	2.9%	1.5%	0.3%	0.5%	0.5%	0.3%	0.5%	0.0%	0.0%	8.6%	0.9%	0.0%	800
17/18			18:00	19:00	50	25	66.5%	10.3%	2.7%	2.4%	1.0%	1.5%	2.8%	1.5%	0.2%	0.5%	0.5%	0.2%	0.5%	0.0%	0.0%	8.6%	1.0%	0.0%	800
17/18			19:00	20:00	50	26	66.2%	10.3%	2.7%	2.4%	1.0%	1.5%	2.9%	1.4%	0.3%	0.6%	0.6%	0.3%	0.6%	0.0%	0.0%	8.6%	0.8%	0.0%	700
17/18			20:00	21:00	50	27	66.6%	10.2%	2.7%	2.5%	0.9%	1.4%	2.9%	1.4%	0.4%	0.4%	0.4%	0.4%	0.4%	0.0%	0.0%	8.8%	0.9%	0.0%	600
17/18			21:00	22:00	50	28	66.4%	10.2%	2.5%	2.5%	1.1%	1.4%	2.9%	1.4%	0.5%	0.5%	0.5%	0.5%	0.5%	0.0%	0.0%	8.4%	0.9%	0.0%	400
17/18			22:00	23:00	50	28	66.2%	10.4%	2.5%	2.5%	1.2%	1.4%	3.0%	1.4%	0.5%	0.5%	0.5%	0.5%	0.5%	0.0%	0.0%	8.5%	0.7%	0.0%	400
17/18			23:00	0:00	50	29	66.3%	10.3%	2.8%	2.5%	0.8%	1.4%	3.1%	1.7%	0.0%	0.6%	0.6%	0.0%	0.6%	0.0%	0.0%	8.6%	0.8%	0.0%	400

2029 Construction	Link ID	Road Section	1-hour interval Start	End	Speed Limit (km/hr)	Travel Speed (km/hr)	PC	TAXI	LGV3	LGV4	LGV6	HGV7	HGV8	PLB	PV4	PV5	NFB6	NFB7	NFB8	FBSD	FBDD	MC	HGV9	NFB9	Traffic Flows (veh/hr)
19/20			0:00	1:00	50	30	64.2%	10.0%	2.2%	2.2%	1.1%	1.1%	2.2%	2.2%	0.0%	1.1%	0.0%	0.0%	0.5%	0.5%	3.2%	8.3%	1.1%	0.0%	200
19/20			1:00	2:00	50	30	69.4%	10.5%	2.9%	1.4%	1.4%	1.4%	2.9%	0.0%	0.0%	1.0%	0.0%	0.0%	0.0%	0.0%	0.0%	9.1%	0.0%	0.0%	150
19/20			2:00	3:00	50	30	68.2%	11.2%	1.9%	1.9%	1.9%	1.9%	3.7%	0.0%	0.0%	1.0%	0.0%	0.0%	0.0%	0.0%	0.0%	8.4%	0.0%	0.0%	100
19/20			3:00	4:00	50	30	70.2%	10.7%	2.4%	2.4%	0.0%	2.4%	2.4%	0.0%	0.0%	0.0%	0.0%	0.0%	0.0%	0.0%	0.0%	9.5%	0.0%	0.0%	100
19/20			4:00	5:00	50	30	71.4%	11.4%	2.9%	2.9%	0.0%	0.0%	2.9%	0.0%	0.0%	0.0%	0.0%	0.0%	0.0%	0.0%	0.0%	8.6%	0.0%	0.0%	100
19/20			5:00	6:00	50	30	67.2%	11.0%	2.8%	2.8%	0.0%	0.0%	2.8%	2.8%	0.0%	0.0%	0.0%	0.0%	0.0%	0.0%	2.6%	8.3%	0.0%	0.0%	100
19/20			6:00	7:00	50	30	65.3%	10.4%	2.8%	1.4%	1.4%	1.4%	2.8%	2.8%	0.0%	0.7%	0.0%	0.0%	0.0%	0.0%	2.6%	8.4%	0.0%	0.0%	200
19/20			7:00	8:00	50	29	64.2%	10.1%	2.1%	1.9%	1.1%	1.1%	2.7%	2.7%	0.0%	0.8%	0.5%	0.5%	0.5%	0.3%	2.8%	8.2%	0.5%	0.0%	400
19/20			8:00	9:00	50	26	64.7%	10.1%	2.1%	1.8%	0.9%	1.2%	2.4%	2.4%	0.0%	0.8%	0.3%	0.3%	0.5%	0.3%	3.1%	8.3%	0.6%	0.0%	600
19/20			9:00	10:00	50	27	64.5%	10.1%	2.1%	1.7%	1.0%	1.2%	2.4%	2.4%	0.0%	0.9%	0.3%	0.3%	0.5%	0.4%	3.0%	8.3%	0.7%	0.0%	550
19/20			10:00	11:00	50	27	64.6%	10.0%	2.1%	1.7%	1.0%	1.2%	2.4%	2.4%	0.0%	0.9%	0.3%	0.3%	0.5%	0.4%	3.0%	8.3%	0.7%	0.0%	550
19/20	19/20	Po Kin Road	11:00	12:00	50	27	64.6%	10.0%	2.1%	1.8%	1.1%	1.2%	2.3%	2.5%	0.0%	0.9%	0.4%	0.4%	0.5%	0.4%	2.9%	8.2%	0.7%	0.0%	550
19/20			12:00	13:00	50	28	64.8%	10.1%	2.1%	1.9%	0.8%	1.3%	2.3%	2.5%	0.0%	0.6%	0.4%	0.4%	0.4%	0.2%	3.0%	8.4%	0.8%	0.0%	450
19/20			13:00	14:00	50	28	64.8%	10.0%	1.8%	1.5%	0.9%	1.1%	2.0%	2.7%	0.0%	0.7%	0.4%	0.4%	0.4%	0.5%	4.0%	8.2%	0.7%	0.0%	450
19/20			14:00	15:00	50	28	64.5%	10.0%	1.8%	1.6%	0.8%	1.0%	2.0%	2.8%	0.0%	1.0%	0.4%	0.4%	0.4%	0.4%	4.0%	8.2%	0.6%	0.0%	500
19/20			15:00	16:00	50	27	64.8%	9.9%	1.9%	1.7%	0.9%	0.9%	2.3%	2.7%	0.0%	1.0%	0.4%	0.4%	0.4%	0.4%	3.8%	8.2%	0.6%	0.0%	550
19/20			16:00	17:00	50	27	64.6%	9.9%	1.8%	1.6%	0.9%	1.1%	2.2%	2.8%	0.0%	0.9%	0.4%	0.4%	0.4%	0.4%	3.8%	8.3%	0.5%	0.0%	550
19/20			17:00	18:00	50	27	64.6%	10.0%	1.9%	1.7%	0.9%	1.0%	2.3%	2.7%	0.0%	0.8%	0.3%	0.3%	0.3%	0.3%	4.0%	8.2%	0.5%	0.0%	600
19/20			18:00	19:00	50	27	64.7%	10.0%	1.9%	1.7%	0.9%	1.0%	2.2%	2.7%	0.0%	0.8%	0.3%	0.3%	0.3%	0.3%	3.9%	8.2%	0.5%	0.0%	600
19/20			19:00	20:00	50	27	64.7%	10.1%	1.9%	1.7%	0.9%	1.1%	2.2%	2.6%	0.0%	0.9%	0.4%	0.4%	0.4%	0.4%	3.7%	8.0%	0.6%	0.0%	550
19/20			20:00	21:00	50	28	64.8%	10.2%	1.9%	1.7%	0.7%	1.0%	1.9%	2.9%	0.0%	0.7%	0.5%	0.5%	0.5%	0.2%	3.8%	8.1%	0.7%	0.0%	400
19/20			21:00	22:00	50	29	64.8%	10.0%	1.8%	1.5%	0.9%	0.9%	1.8%	2.7%	0.0%	0.9%	0.6%	0.6%	0.6%	0.3%	3.9%	8.1%	0.6%	0.0%	350
19/20			22:00	23:00	50	29	64.4%	10.1%	1.8%	1.6%	0.9%	0.9%	1.9%	2.7%	0.0%	0.9%	0.6%	0.6%	0.6%	0.3%	4.0%	7.9%	0.6%	0.0%	300
19/20			23:00	0:00	50	30	64.9%	10.4%	1.9%	1.9%	0.7%	1.1%	1.9%	3.0%	0.0%	0.7%	0.0%	0.0%	0.0%	0.4%	4.1%	8.2%	0.7%	0.0%	300
21			0:00	1:00	50	29	50.8%	8.3%	2.5%	2.5%	0.8%	0.8%	2.5%	2.5%	0.0%	0.8%	0.0%	0.0%	0.0%	0.8%	20.0%	6.7%	0.8%	0.0%	100
21			1:00	2:00	50	30	68.4%	10.5%	2.6%	2.6%	1.3%	1.3%	2.6%	0.0%	0.0%	1.3%	0.0%	0.0%	0.0%	0.0%	0.0%	7.9%	1.3%	0.0%	100
21			2:00	3:00	50	30	66.1%	10.2%	3.4%	3.4%	1.7%	1.7%	3.4%	0.0%	0.0%	0.0%	0.0%	0.0%	0.0%	0.0%	0.0%	8.5%	1.7%	0.0%	50
21			3:00	4:00	50	30	67.4%	10.9%	2.2%	2.2%	2.2%	2.2%	4.4%	0.0%	0.0%	0.0%	0.0%	0.0%	0.0%	0.0%	0.0%	8.7%	0.0%	0.0%	50
21			4:00	5:00	50	30	68.4%	10.5%	2.6%	2.6%	0.0%	2.6%	5.3%	0.0%	0.0%	0.0%	0.0%	0.0%	0.0%	0.0%	0.0%	7.9%	0.0%	0.0%	50
21			5:00	6:00	50	30	53.1%	8.2%	2.0%	2.0%	0.0%	2.0%	4.1%	2.0%	0.0%	0.0%	0.0%	0.0%	0.0%	0.0%	20.4%	6.1%	0.0%	0.0%	50
21			6:00	7:00	50	30	51.6%	8.4%	2.1%	2.1%	1.1%	1.1%	2.1%	2.1%	0.0%	1.1%	0.0%	0.0%	0.0%	1.1%	20.0%	6.3%	1.1%	0.0%	100
21			7:00	8:00	50	26	51.4%	8.1%	2.0%	2.0%	0.8%	1.2%	2.4%	2.4%	0.0%	0.4%	0.4%	0.4%	0.4%	0.4%	20.2%	6.5%	0.8%	0.0%	250
21			8:00	9:00	50	24	51.4%	8.1%	2.1%	2.1%	0.9%	1.2%	2.4%	2.4%	0.0%	0.6%	0.3%	0.3%	0.3%	0.6%	20.1%	6.3%	0.9%	0.0%	350
21			9:00	10:00	50	23	51.4%	8.1%	2.1%	2.1%	0.8%	1.3%	2.6%	2.4%	0.0%	0.5%	0.3%	0.3%	0.3%	0.5%	20.2%	6.3%	0.8%	0.0%	400
21			10:00	11:00	50	23	51.6%	8.1%	2.1%	2.1%	0.8%	1.3%	2.6%	2.4%	0.0%	0.5%	0.3%	0.3%	0.3%	0.5%	20.2%	6.3%	0.8%	0.0%	400
21	21	Po Kin Road	11:00	12:00	50	24	51.6%	8.1%	2.2%	2.2%	0.8%	1.1%	2.4%	2.4%	0.0%	0.5%	0.3%	0.3%	0.3%	0.5%	20.3%	6.2%	0.8%	0.0%	350
21			12:00	13:00	50	25	50.9%	8.1%	2.2%	2.2%	0.9%	1.3%	2.5%	2.5%	0.0%	0.6%	0.3%	0.3%	0.3%	0.6%	20.0%	6.3%	0.9%	0.0%	300
21			13:00	14:00	50	26	62.5%	9.6%	1.3%	1.3%	0.7%	0.7%	1.3%	1.7%	0.3%	0.7%	0.3%	0.3%	0.3%	0.3%	10.3%	8.0%	0.3%	0.0%	300
21			14:00	15:00	50	26	62.7%	9.7%	1.2%	1.2%	0.6%	0.9%	1.5%	1.5%	0.3%	0.6%	0.3%	0.3%	0.3%	0.3%	10.3%	7.9%	0.3%	0.0%	350
21			15:00	16:00	50	25	62.8%	9.7%	1.2%	1.2%	0.6%	0.9%	1.4%	1.7%	0.3%	0.6%	0.3%	0.3%	0.3%	0.3%	10.3%	8.0%	0.3%	0.0%	350
21			16:00	17:00	50	25	62.9%	9.7%	1.1%	1.1%	0.6%	0.8%	1.4%	1.7%	0.3%	0.6%	0.3%	0.3%	0.3%	0.3%	10.3%	8.0%	0.6%	0.0%	350
21			17:00	18:00	50	24	62.4%	9.7%	1.3%	1.3%	0.5%	0.8%	1.3%	1.5%	0.3%	0.5%	0.5%	0.3%	0.5%	0.5%	10.2%	7.9%	0.5%	0.0%	400
21			18:00	19:00	50	22	62.6%	9.8%	1.2%	1.2%	0.6%	0.8%	1.4%	1.6%	0.2%	0.6%	0.4%	0.2%	0.4%	0.4%	10.2%	8.0%	0.4%	0.0%	500
21			19:00	20:00	50	25	63.0%	9.9%	1.1%	1.1%	0.6%	0.9%	1.4%	1.7%	0.3%	0.6%	0.3%	0.3%	0.3%	0.3%	10.2%	7.9%	0.3%	0.0%	350
21			20:00	21:00	50	27	62.6%	10.0%	1.1%	1.1%	0.7%	0.7%	1.4%	1.4%	0.4%	0.7%	0.4%	0.4%	0.4%	0.4%	10.3%	7.8%	0.4%	0.0%	300
21			21:00	22:00	50	28	62.4%	10.0%	1.4%	1.4%	0.5%	0.9%	1.4%	1.8%	0.0%	0.5%	0.5%	0.0%	0.5%	0.5%	10.0%	8.1%	0.5%	0.0%	200
21			22:00	23:00	50	28	63.0%	9.7%	1.4%	1.4%	0.5%	0.9%	1.4%	1.4%	0.0%	0.5%	0.5%	0.0%	0.5%	0.5%	10.2%	7.9%	0.5%	0.0%	200
21			23:00	0:00	50	29	63.1%	10.1%	1.1%	1.1%	0.6%	0.6%	1.1%	1.7%	0.0%	0.6%	0.6%	0.0%	0.6%	0.6%	10.1%	7.8%	0.6%	0.0%	200
22			0:00	1:00	50	29	62.7%	9.7%	1.5%	1.5%	0.8%	0.8%	1.5%	1.5%	0.0%	0.8%	0.8%	0.0%	0.8%	0.0%	9.0%	8.2%	0.8%	0.0%	150
22			1:00	2:00	50	30	71.0%	11.0%	2.0%	2.0%	1.0%	1.0%	2.0%	0.0%	0.0%	1.0%	0.0%	0.0%	0.0%	0.0%	0.0%	9.0%	0.0%	0.0%	100
22			2:00	3:00	50	30	71.1%	10.5%	1.3%	1.3%	1.3%	1.3%	2.6%	0.0%	0.0%	1.3%	0.0%	0.0%	0.0%	0.0%	0.0%	9.2%	0.0%	0.0%	100
22			3:00	4:00	50	30	72.1%	11.5%	1.6%	1.6%	0.0%	1.6%	3.3%	0.0%	0.0%	0.0%	0.0%	0.0%	0.0%	0.0%	0.0%	8.2%	0.0%	0.0%	50
22			4:00	5:00	50	30	74.5%	10.6%	2.1%	2.1%	0.0%	0.0%	2.1%	0.0%	0.0%	0.0%	0.0%	0.0%	0.0%	0.0%	0.0%	8.5%	0.0%	0.0%	50
22			5:00	6:00	50	30	66.0%	9.4%	1.9%	1.9%	0.0%	0.0%	1.9%	1.9%	0.0%	0.0%	0.0%	0.0%	0.0%	0.0%	9.4%	7.6%	0.0%	0.0%	50
22			6:00	7:00	50	30	64.2%	9.4%	0.9%	0.9%	0.9%	0.9%	1.9%	1.9%	0.0%	0.9%	0.0%	0.0%	0.0%	0.0%	9.4%	8.5%	0.0%	0.0%	100
22			7:00	8:00	50	27	63.1%	9.7%	1.4%	1.4%	0.7%	0.7%	1.8%	1.4%	0.4%	0.7%	0.4%	0.4%	0.4%	0.0%	9.3%	7.9%	0.4%	0.0%	300
22			8:00	9:00	50	22	63.2%	9.8%	1.4%	1.4%	0.6%	0.8%	1.6%	1.6%	0.2%	0.6%	0.4%	0.2%	0.4%	0.0%	9.4%	8.0%	0.6%	0.0%	450
22			9:00	10:00	50	24	62.9%	9.8%	1.4%	1.4%	0.7%	0.7%	1.6%	1.6%	0.2%	0.7%	0.5%	0.2%	0.5%	0.0%	9.3%	7.9%	0.5%	0.0%	450
22			10:00	11:00	50	24	63.0%	9.8%	1.4%	1.4%	0.7%	0.7%	1.6%	1.6%	0.2%	0.7%	0.5%	0.2%	0.5%	0.0%	9.3%	7.9%	0.5%	0.0%	450
22	22	Po Kin Road	11:00	12:00	50	24	63.1%	9.8%	1.4%	1.4%	0.5%	0.7%	1.7%	1.7%	0.2%	0.5%	0.5%	0.2%	0.5%	0.0%	9.4%	7.9%	0.5%	0.0%	400
22			12:00	13:00	50	25	63.2%	9.8%	1.4%	1.4%	0.6%	0.8%	1.7%	1.7%	0.3%	0.6%	0.3%	0.3%	0.3%	0.0%	9.3%	7.9%	0.6%	0.0%	350
22			13:00	14:00	50	25	59.4%	9.2%	1.8%	1.8%	0.6%	0.9%	2.1%	1.8%	0.3%	0.6%	0.3%	0.3%	0.6%	0.0%	12.2%	7.7%	0.6%	0.0%	350
22			14:00	15:00	50	24	59.4%	9.1%	1.9%	1.6%	0.8%	1.1%	2.2%	1.9%	0.3%	0.5%	0.3%	0.3%	0.5%	0.0%	12.1%	7.5%	0.5%	0.0%	350
22			15:00	16:00	50	24	59.7%	9.2%	1.8%	1.8%	0.8%	1.0%	2.0%	1.8%	0.3%	0.5%	0.3%	0.3%	0.5%	0.0%	12.0%	7.7%	0.5%	0.0%	400
22			16:00	17:00	50	24	59.2%	9.3%	2.0%	1.7%	0.7%	1.0%	2.0%	2.0%	0.3%	0.5%	0.3%	0.3%	0.5%	0.0%	12.0%	7.6%	0.7%	0.0%	400
22			17:00	18:00	50	23	60.0%	9.2%	1.8%	1.6%	0.7%	0.9%	1.8%	1.8%	0.2%	0.5%	0.2%	0.2%	0.5%	0.0%	12.2%	7.6%	0.7%	0.0%	450
22			18:00	19:00	50	24	59.6%	9.3%	1.9%	1.7%	0.7%	1.0%	1.9%	1.9%	0.2%	0.5%	0.2%	0.2%	0.5%	0.0%	12.1%	7.6%	0.7%	0.0%	400
22			19:00	20:00	50	24	59.5%	9.3%	2.0%	1.8%	0.8%	1.0%	2.0%	2.0%	0.3%	0.5%	0.3%	0.3%	0.5%	0.0%	12.0%	7.5%	0.5%	0.0%	400
22			20:00	21:00	50	26	59.9%	9.2%	1.9%	1.6%	0.6%	1.0%	1.9%	1.9%	0.3%	0.3%	0.3%	0.3%	0.3%	0.0%	12.1%	7.6%	0.6%	0.0%	300
22			21:00	22:00	50	27	59.3%	9.3%	2.0%	1.6%	0.8%	0.8%	2.0%	2.0%	0.4%	0.4%	0.4%	0.4%	0.4%	0.0%	12.1%	7.7%	0.4%	0.0%	250
22			22:00	23:00	50	27	59.4%	9.4%	2.1%	1.6%	0.8%	0.8%	2.1%	2.1%	0.4%	0.4%	0.4%	0.4%	0.4%	0.0%	11.9%	7.4%	0.4%	0.0%	250
22			23:00	0:00	50	28	60.3%	9.6%	2.0%	1.5%	0.5%	1.0%	2.0%	2.0%	0.0%	0.5%	0.0%	0.0%	0.5%	0.0%	12.1%	7.5%	0.5%	0.0%	200
23			0:00	1:00	50	40	58.7%	9.0%	2.5%	2.5%	1.0%	1.5%	3.0%	1.0%	0.0%	0.5%	0.5%	0.5%	0.5%	0.0%	10.5%	7.5%	1.0%	0.0%	200
23			1:00	2:00	50	40	63.7%	10.2%	3.2%	2.6%	1.3%	1.9%	3.2%	0.0%	0.0%	0.6%	0.0%	0.0%	0.6%	0.0%	3.2%	8.3%	1.3%	0.0%	150
23			2:00	3:00	50	40	63.9%	10.1%	3.4%	2.5%	0.8%	1.7%	3.4%	0.0%	0.0%	0.8%	0.0%	0.0%	0.8%	0.0%	3.4%	8.4%	0.8%	0.0%	100
23			3:00	4:00	50	40	63.5%	9.4%	3.1%	3.1%	1.0%	2.1%	3.1%	0.0%	0.0%	1.0%	0.0%	0.0%	0.0%	0.0%	4.2%	8.3%	1.0%	0.0%	100
23			4:00	5:00	50	40	64.9%	10.4%	2.6%	2.6%	1.3%	1.3%	2.6%	0.0%	0.0%	0.0%	0.0%	0.0%	0.0%	0.0%	5.2%	7.8%	1.3%	0.0%	100
23			5:00	6:00	50	40	59.8%	9.8%	2.4%	2.4%	1.2%	1.2%	2.4%	1.2%	0.0%	0.0%	0.0%	0.0%	0.0%	0.0%	11.0%	7.3%	1.2%	0.0%	100
23			6:00	7:00	50	40	58.9%	9.2%	2.5%	2.5%	1.2%	1.2%	3.1%	1.2%	0.0%	0.6%	0.0%	0.0%	0.6%	0.0%	10.4%	7.4%	1.2%	0.0%	150
23			7:00	8:00	50	38	58.8%	9.1%	2.6%	2.6%	1.0%	1.4%	3.1%	1.2%	0.2%	0.5%	0.2%	0.2%	0.5%	0.0%	10.2%	7.4%	1.0%	0.0%	400
23			8:00	9:00	50	35	58.6%	9.1%	2.7%	2.6%	1.0%	1.5%	3.1%	1.1%	0.1%	0.5%	0.3%	0.3%	0.4%	0.0%	10.3%	7.5%	1.0%	0.0%	700
23			9:00	10:00	50	36	58.4%	9.1%	2.8%	2.6%	0.9%	1.5%	3.1%	1.1%	0.2%	0.6%	0.3%	0.3%	0.5%	0.0%	10.3%	7.4%	0.9%	0.0%	650
23			10:00	11:00	50	36	58.4%	9.1%	2.8%	2.6%	0.9%	1.5%	3.1%	1.1%	0.2%	0.6%	0.3%	0.3%	0.5%	0.0%	10.3%	7.5%	0.9%	0.0%	650
23	23	Pak Wo Road	11:00	12:00	50	36	58.6%	9.1%	2.7%	2.5%	1.0%	1.4%	3.2%	1.1%	0.2%	0.5%	0.3%	0.3%	0.5%	0.0%	10.3%	7.5%	1.0%	0.0%	650
23			12:00	13:00	50	37	58.6%	9.1%	2.8%	2.6%	0.9%	1.5%	3.2%	1.1%	0.2%	0.6%	0.2%	0.2%	0.4%	0.0%	10.4%	7.4%	0.9%	0.0%	550
23			13:00	14:00	50	37	59.8%	9.2%	2.4%	2.2%	0.8%	1.2%	2.6%	1.2%	0.2%	0.4%	0.4%	0.4%	0.4%	0.0%	10.6%	7.7%	0.8%	0.0%	500
23			14:00	15:00	50	37	59.8%	9.2%	2.3%	2.1%	0.7%	1.2%	2.7%	1.2%	0.2%	0.5%	0.4%	0.4%	0.5%	0.0%	10.5%	7.6%	0.7%	0.0%	550
23			15:00	16:00	50	37	59.8%	9.2%	2.2%	2.2%	0.7%	1.2%	2.5%	1.2%	0.2%	0.5%	0.3%	0.3%	0.5%	0.0%	10.6%	7.7%	0.8%	0.0%	600
23			16:00	17:00	50	37	59.9%	9.3%	2.3%	2.1%	0.8%	1.1%	2.4%	1.1%	0.2%	0.5%	0.3%	0.3%	0.5%	0.0%	10.6%	7.7%	0.8%	0.0%	600
23			17:00	18:00	50	36	60.0%	9.2%	2.3%	2.1%	0.8%	1.2%	2.6%	1.2%	0.2%	0.5%	0.3%	0.3%	0.5%	0.0%	10.6%	7.7%	0.8%	0.0%	650
23			18:00	19:00	50	36	60.0%	9.2%	2.3%	2.1%	0.8%	1.2%	2.6%	1.2%	0.2%	0.5%	0.3%	0.3%	0.5%	0.0%	10.6%	7.7%	0.8%	0.0%	650
23			19:00	20:00	50	37	59.8%	9.3%	2.3%	2.2%	0.8%	1.2%	2.5%	1.2%	0.2%	0.5%	0.3%	0.3%	0.5%	0.0%	10.6%	7.6%	0.8%	0.0%	600
23			20:00	21:00	50	38	60.0%	9.2%	2.3%	2.1%	0.8%	1.3%	2.5%	1.3%	0.2%	0.4%	0.2%	0.2%	0.4%	0.0%	10.5%	7.8%	0.8%	0.0%	500
23			21:00	22:00	50	39	59.7%	9.1%	2.1%	2.1%	0.8%	1.3%	2.4%	1.3%	0.3%	0.5%	0.3%	0.3%	0.5%	0.0%	10.7%	7.7%	0.8%	0.0%	400
23			22:00	23:00	50	39	60.1%	9.2%	2.2%	2.2%	0.8%	1.1%	2.5%	1.1%	0.3%	0.5%	0.3%	0.3%	0.5%	0.0%	10.6%	7.6%	0.8%	0.0%	350
23			23:00	0:00	50	39	60.4%	9.2%	2.3%	2.0%	0.7%	1.3%	2.6%	1.3%	0.0%	0.3%	0.3%	0.3%	0.3%	0.0%	10.6%	7.6%	0.7%	0.0%	300
24			0:00	1:00	50	40	56.3%	8.6%	2.0%	2.0%	0.7%	1.3%	2.0%	1.3%	0.0%	0.7%	0.7%	0.0%	0.7%	0.7%	15.2%	7.3%	0.7%	0.0%	150
24			1:00	2:00	50	40	64.3%	9.8%	2.7%	2.7%	0.9%	1.8%	2.7%	0.0%	0.0%	0.9%	0.9%	0.0%	0.9%	0.0%	3.6%	8.0%	0.9%	0.0%	100
24			2:00	3:00	50	40	65.1%	10.8%	2.4%	2.4%	1.2%	1.2%	2.4%	0.0%	0.0%	0.0%	0.0%	0.0%	0.0%	0.0%	4.8%	8.4%	1.2%	0.0%	100
24			3:00	4:00	50	40	63.8%	10.1%	2.9%	2.9%	1.5%	1.5%	2.9%	0.0%	0.0%	0.0%	0.0%	0.0%	0.0%	0.0%	5.8%	8.7%	0.0%	0.0%	50
24			4:00	5:00	50	40	63.2%	10.5%	1.8%	1.8%	1.8%	1.8%	3.5%	0.0%	0.0%	0.0%	0.0%	0.0%	0.0%	0.0%	7.0%	8.8%	0.0%	0.0%	50
24			5:00	6:00	50	40	58.1%	9.7%	1.6%	1.6%	0.0%	1.6%	3.2%	1.6%	0.0%	0.0%	0.0%	0.0%	0.0%	0.0%	16.1%	6.5%	0.0%	0.0%	50
24			6:00	7:00	50	40	58.0%	9.2%	1.7%	1.7%	0.8%	0.8%	2.5%	1.7%	0.0%	0.0%	0.0%	0.0%	0.0%	0.0%	15.1%	7.6%	0.8%	0.0%	100
24			7:00	8:00	50	39	56.7%	8.9%	1.9%	1.9%	0.6%	1.3%	2.2%	1.6%	0.3%	0.3%	0.3%	0.3%	0.3%	0.3%	15.3%	7.0%	0.6%	0.0%	300
24			8:00	9:00	50	37	56.5%	8.9%	2.0%	2.0%	0.8%	1.2%	2.2%	1.6%	0.2%	0.4%	0.4%	0.2%	0.4%	0.4%	15.2%	7.1%	0.8%	0.0%	500
24			9:00	10:00	50	37	56.3%	8.9%	2.1%	2.1%	0.8%	1.2%	2.3%	1.7%	0.2%	0.4%	0.4%	0.2%	0.4%	0.4%	15.1%	7.0%	0.6%	0.0%	500
24			10:00	11:00	50	37	56.3%	8.8%	2.1%	2.1%	0.8%	1.2%	2.3%	1.6%	0.2%	0.4%	0.4%	0.2%	0.4%	0.4%	15.2%	7.0%	0.6%	0.0%	500
24	24	Pak Wo Road	11:00	12:00	50	38	56.5%	8.9%	1.9%	1.9%	0.9%	1.3%	2.3%	1.5%	0.2%	0.4%	0.4%	0.2%	0.4%	0.4%	15.1%	7.0%	0.6%	0.0%	450
24			12:00	13:00	50	38	56.2%	8.9%	2.0%	2.0%	0.7%	1.2%	2.2%	1.5%	0.3%	0.5%	0.5%	0.3%	0.5%	0.5%	15.0%	7.1%	0.7%	0.0%	400
24			13:00	14:00	50	39	60.8%	9.5%	1.6%	1.6%	0.5%	1.1%	1.8%	1.6%	0.3%	0.5%	0.3%	0.3%	0.3%	0.3%	11.6%	7.6%	0.5%	0.0%	400
24			14:00	15:00	50	38	60.6%	9.5%	1.7%	1.7%	0.5%	1.0%	1.9%	1.4%	0.2%	0.5%	0.5%	0.2%	0.5%	0.5%	11.4%	7.6%	0.5%	0.0%	400
24			15:00	16:00	50	38	60.7%	9.4%	1.6%	1.6%	0.5%	0.9%	1.8%	1.6%	0.2%	0.5%	0.5%	0.2%	0.5%	0.5%	11.5%	7.6%	0.7%	0.0%	450
24			16:00	17:00	50	38	60.4%	9.3%	1.7%	1.7%	0.7%	0.9%	1.7%	1.5%	0.2%	0.7%	0.4%	0.2%	0.4%	0.4%	11.5%	7.6%	0.7%	0.0%	450
24			17:00	18:00	50	38	60.6%	9.5%	1.6%	1.6%	0.6%	1.0%	1.8%	1.4%	0.2%	0.6%	0.4%	0.2%	0.4%	0.4%	11.5%	7.7%	0.6%	0.0%	500
24			18:00	19:00	50	37	60.8%	9.4%	1.7%	1.7%	0.6%	0.9%	1.9%	1.5%	0.2%	0.6%	0.4%	0.2%	0.4%	0.4%	11.5%	7.6%	0.6%	0.0%	550
24			19:00	20:00	50	38	60.2%	9.5%	1.8%	1.8%	0.7%	0.9%	1.8%	1.5%	0.2%	0.7%	0.4%	0.2%	0.4%	0.4%	11.4%	7.5%	0.7%	0.0%	450
24			20:00	21:00	50	39	60.7%	9.6%	1.7%	1.7%	0.6%	0.8%	2.0%	1.4%	0.3%	0.6%	0.3%	0.3%	0.3%	0.3%	11.5%	7.6%	0.6%	0.0%	350
24			21:00	22:00	50	39	60.3%	9.2%	1.8%	1.8%	0.7%	1.1%	1.8%	1.4%	0.4%	0.7%	0.4%	0.4%	0.4%	0.4%	11.4%	7.5%	0.7%	0.0%	300
24			22:00	23:00	50	39	59.9%	9.3%	1.8%	1.8%	0.7%	1.1%	1.8%	1.4%	0.4%	0.7%	0.4%	0.4%	0.4%	0.4%	11.5%	7.5%	0.7%	0.0%	300
24			23:00	0:00	50	40	61.5%	9.3%	1.8%	1.8%	0.4%	0.9%	1.8%	1.3%	0.0%	0.4%	0.4%	0.0%	0.4%	0.4%	11.5%	7.5%	0.4%	0.0%	250

2029 Construction	Link ID	Road Section	1-hour interval Start	End	Speed Limit (km/hr)	Travel Speed (km/hr)	Vehicle Composition PC	TAXI	LGV3	LGV4	LGV6	HGV7	HGV8	PLB	PV4	PV5	NFB6	NFB7	NFB8	FBSD	FBDD	MC	HGV9	NFB9	Traffic Flows (veh/hr)
25/26	25/26	Pak Wo Road	0:00	1:00	50	39	51.0%	8.1%	2.4%	2.4%	0.8%	1.6%	3.2%	0.0%	0.0%	0.8%	0.0%	0.0%	0.3%	0.0%	22.0%	6.5%	0.8%	0.0%	250
25/26			1:00	2:00	50	40	62.8%	9.3%	3.5%	2.9%	1.2%	1.7%	3.5%	0.0%	0.0%	0.6%	0.0%	0.0%	0.0%	0.0%	5.2%	8.1%	1.2%	0.0%	200
25/26			2:00	3:00	50	40	62.3%	9.2%	3.1%	3.1%	1.5%	1.5%	3.1%	0.0%	0.0%	0.8%	0.0%	0.0%	0.0%	0.0%	6.2%	7.7%	1.5%	0.0%	100
25/26			3:00	4:00	50	40	61.3%	9.4%	3.8%	2.8%	1.9%	1.9%	3.8%	0.0%	0.0%	0.0%	0.0%	0.0%	0.0%	0.0%	7.6%	7.6%	0.0%	0.0%	100
25/26			4:00	5:00	50	40	62.1%	9.2%	2.3%	2.3%	1.1%	2.3%	4.6%	0.0%	0.0%	0.0%	0.0%	0.0%	0.0%	0.0%	9.2%	6.9%	0.0%	0.0%	100
25/26			5:00	6:00	50	40	53.1%	8.0%	2.0%	2.0%	0.9%	2.0%	4.0%	0.0%	0.0%	0.0%	0.0%	0.0%	0.0%	0.0%	21.8%	6.0%	0.0%	0.0%	100
25/26			6:00	7:00	50	40	52.2%	8.2%	2.5%	2.0%	1.0%	1.5%	3.1%	0.0%	0.0%	0.5%	0.0%	0.0%	0.0%	0.0%	21.8%	6.1%	1.0%	0.0%	200
25/26			7:00	8:00	50	37	51.5%	8.0%	2.5%	2.3%	1.0%	1.6%	2.9%	0.0%	0.0%	0.6%	0.4%	0.4%	0.4%	0.0%	21.4%	6.4%	0.8%	0.0%	500
25/26			8:00	9:00	50	33	51.6%	7.9%	2.6%	2.4%	1.0%	1.5%	2.8%	0.0%	0.0%	0.6%	0.2%	0.2%	0.4%	0.0%	21.4%	6.5%	1.0%	0.0%	800
25/26			9:00	10:00	50	33	51.6%	8.0%	2.5%	2.4%	1.0%	1.4%	2.8%	0.0%	0.0%	0.6%	0.3%	0.3%	0.4%	0.0%	21.3%	6.5%	0.9%	0.0%	800
25/26			10:00	11:00	50	33	51.5%	8.0%	2.5%	2.4%	1.0%	1.4%	2.8%	0.0%	0.0%	0.6%	0.3%	0.3%	0.4%	0.0%	21.4%	6.4%	1.0%	0.0%	800
25/26			11:00	12:00	50	34	51.3%	7.9%	2.6%	2.5%	1.0%	1.4%	2.9%	0.0%	0.0%	0.6%	0.3%	0.3%	0.4%	0.0%	21.5%	6.5%	0.9%	0.0%	750
25/26			12:00	13:00	50	35	51.3%	7.8%	2.6%	2.4%	0.9%	1.5%	2.9%	0.0%	0.0%	0.8%	0.3%	0.3%	0.4%	0.0%	21.5%	6.3%	0.9%	0.0%	650
25/26			13:00	14:00	50	36	56.0%	8.7%	2.3%	2.3%	1.0%	1.3%	2.6%	0.0%	0.2%	0.3%	0.3%	0.3%	0.3%	0.0%	16.3%	7.3%	1.0%	0.0%	650
25/26			14:00	15:00	50	35	56.0%	8.8%	2.3%	2.2%	0.9%	1.3%	2.6%	0.0%	0.1%	0.4%	0.3%	0.3%	0.4%	0.0%	16.3%	7.2%	0.9%	0.0%	700
25/26			15:00	16:00	50	34	55.9%	8.7%	2.3%	2.2%	0.8%	1.4%	2.8%	0.0%	0.1%	0.5%	0.4%	0.3%	0.5%	0.0%	16.1%	7.2%	0.8%	0.0%	750
25/26			16:00	17:00	50	34	55.9%	8.7%	2.4%	2.3%	0.9%	1.3%	2.7%	0.0%	0.1%	0.5%	0.4%	0.3%	0.5%	0.0%	16.1%	7.1%	0.8%	0.0%	750
25/26			17:00	18:00	50	34	55.7%	8.8%	2.3%	2.2%	0.9%	1.4%	2.7%	0.0%	0.1%	0.5%	0.4%	0.2%	0.5%	0.0%	16.1%	7.1%	1.0%	0.0%	850
25/26			18:00	19:00	50	33	56.0%	8.7%	2.3%	2.2%	0.9%	1.3%	2.7%	0.0%	0.1%	0.4%	0.3%	0.2%	0.4%	0.0%	16.1%	7.2%	0.9%	0.0%	900
25/26			19:00	20:00	50	34	55.7%	8.7%	2.4%	2.3%	0.9%	1.4%	2.7%	0.0%	0.1%	0.5%	0.4%	0.3%	0.5%	0.0%	16.1%	7.2%	0.8%	0.0%	750
25/26			20:00	21:00	50	36	56.0%	8.8%	2.4%	2.2%	0.9%	1.4%	2.8%	0.0%	0.2%	0.3%	0.3%	0.3%	0.3%	0.0%	16.3%	7.1%	0.7%	0.0%	600
25/26			21:00	22:00	50	37	56.4%	8.8%	2.2%	2.2%	0.9%	1.3%	2.6%	0.0%	0.0%	0.4%	0.4%	0.2%	0.4%	0.0%	16.2%	7.0%	0.9%	0.0%	450
25/26			22:00	23:00	50	37	56.2%	8.7%	2.2%	2.2%	0.9%	1.3%	2.7%	0.0%	0.0%	0.4%	0.4%	0.2%	0.4%	0.0%	16.1%	7.2%	0.9%	0.0%	450
25/26			23:00	0:00	50	38	56.2%	8.6%	2.2%	2.2%	1.1%	1.4%	2.7%	0.0%	0.0%	0.5%	0.3%	0.0%	0.5%	0.0%	16.3%	7.0%	1.1%	0.0%	400
27/28	27/28	Ching Hiu Road	0:00	1:00	50	30	61.8%	9.4%	3.0%	2.6%	1.1%	1.9%	3.4%	0.8%	0.0%	0.8%	0.8%	0.0%	0.8%	0.0%	4.9%	7.9%	1.1%	0.0%	300
27/28			1:00	2:00	50	30	66.0%	10.0%	3.3%	2.8%	1.4%	1.9%	3.7%	0.0%	0.0%	0.4%	0.4%	0.0%	0.4%	0.0%	0.0%	8.6%	1.0%	0.0%	200
27/28			2:00	3:00	50	30	66.9%	10.2%	3.2%	3.2%	1.3%	1.9%	3.2%	0.0%	0.0%	0.0%	0.0%	0.0%	0.0%	0.0%	0.0%	8.9%	1.3%	0.0%	200
27/28			3:00	4:00	50	30	67.6%	10.3%	3.2%	2.4%	1.6%	1.6%	3.9%	0.0%	0.0%	0.0%	0.0%	0.0%	0.0%	0.0%	0.0%	8.7%	0.8%	0.0%	100
27/28			4:00	5:00	50	30	66.5%	10.6%	2.8%	2.8%	1.9%	1.9%	3.9%	0.0%	0.0%	0.0%	0.0%	0.0%	0.0%	0.0%	0.0%	8.6%	0.9%	0.0%	100
27/28			5:00	6:00	50	30	62.4%	10.1%	2.7%	2.7%	1.8%	1.8%	3.7%	1.0%	0.0%	0.0%	0.0%	0.0%	0.0%	0.0%	4.6%	8.2%	0.9%	0.0%	100
27/28			6:00	7:00	50	30	62.9%	10.0%	3.3%	2.8%	1.0%	1.4%	3.3%	1.0%	0.0%	0.0%	0.0%	0.0%	0.0%	0.0%	5.3%	8.1%	1.0%	0.0%	200
27/28			7:00	8:00	50	29	61.8%	9.5%	3.1%	2.7%	1.3%	1.8%	3.5%	0.7%	0.4%	0.4%	0.4%	0.4%	0.4%	0.2%	5.0%	7.7%	0.9%	0.0%	550
27/28			8:00	9:00	50	27	61.9%	9.6%	3.0%	2.7%	1.2%	1.7%	3.4%	0.9%	0.2%	0.4%	0.4%	0.2%	0.4%	0.1%	5.1%	7.9%	0.9%	0.0%	950
27/28			9:00	10:00	50	28	61.9%	9.5%	3.1%	2.7%	1.2%	1.8%	3.3%	0.8%	0.2%	0.5%	0.5%	0.2%	0.5%	0.1%	4.9%	7.9%	1.1%	0.0%	850
27/28			10:00	11:00	50	28	61.8%	9.6%	3.1%	2.7%	1.2%	1.8%	3.3%	0.8%	0.2%	0.5%	0.5%	0.2%	0.5%	0.1%	4.9%	7.9%	1.1%	0.0%	850
27/28			11:00	12:00	50	28	61.7%	9.6%	3.1%	2.8%	1.2%	1.7%	3.2%	0.9%	0.2%	0.5%	0.5%	0.2%	0.5%	0.1%	4.9%	7.8%	1.1%	0.0%	800
27/28			12:00	13:00	50	28	61.6%	9.5%	3.1%	2.8%	1.3%	1.7%	3.4%	0.9%	0.3%	0.4%	0.4%	0.3%	0.4%	0.1%	5.1%	7.9%	1.0%	0.0%	700
27/28			13:00	14:00	50	29	58.1%	9.2%	2.8%	2.7%	1.0%	1.6%	3.1%	0.9%	0.1%	0.6%	0.3%	0.3%	0.5%	0.2%	10.0%	7.6%	1.0%	0.0%	700
27/28			14:00	15:00	50	28	58.6%	9.1%	2.8%	2.7%	1.1%	1.6%	3.2%	0.9%	0.1%	0.5%	0.4%	0.3%	0.5%	0.1%	9.4%	7.6%	0.9%	0.0%	750
27/28			15:00	16:00	50	28	58.4%	9.1%	2.7%	2.6%	1.0%	1.7%	3.2%	1.1%	0.1%	0.5%	0.4%	0.3%	0.5%	0.1%	9.9%	7.5%	1.0%	0.0%	800
27/28			16:00	17:00	50	28	58.0%	9.1%	2.8%	2.7%	1.0%	1.7%	3.3%	1.0%	0.1%	0.6%	0.4%	0.2%	0.5%	0.1%	9.9%	7.5%	1.0%	0.0%	800
27/28			17:00	18:00	50	28	58.2%	9.2%	2.9%	2.7%	1.0%	1.6%	3.2%	0.9%	0.1%	0.6%	0.3%	0.2%	0.5%	0.1%	9.9%	7.6%	1.0%	0.0%	900
27/28			18:00	19:00	50	27	58.8%	9.2%	2.8%	2.7%	1.0%	1.7%	3.3%	0.9%	0.1%	0.6%	0.3%	0.2%	0.5%	0.1%	9.2%	7.6%	1.0%	0.0%	900
27/28			19:00	20:00	50	28	58.2%	9.2%	2.8%	2.8%	1.0%	1.6%	3.1%	1.0%	0.1%	0.5%	0.4%	0.3%	0.5%	0.1%	9.8%	7.5%	1.0%	0.0%	800
27/28			20:00	21:00	50	29	58.2%	9.1%	2.9%	2.7%	1.0%	1.8%	3.2%	1.0%	0.2%	0.6%	0.3%	0.3%	0.5%	0.2%	9.8%	7.5%	1.0%	0.0%	600
27/28			21:00	22:00	50	29	57.8%	9.1%	2.8%	2.6%	1.0%	1.8%	3.2%	1.0%	0.2%	0.6%	0.4%	0.4%	0.4%	0.2%	9.8%	7.7%	1.0%	0.0%	500
27/28			22:00	23:00	50	29	58.0%	9.0%	2.9%	2.7%	1.0%	1.8%	3.1%	1.1%	0.2%	0.6%	0.4%	0.4%	0.4%	0.2%	9.8%	7.4%	1.0%	0.0%	500
27/28			23:00	0:00	50	30	58.4%	9.0%	2.7%	2.7%	1.0%	1.7%	3.2%	1.0%	0.0%	0.5%	0.2%	0.0%	0.5%	0.0%	10.1%	7.7%	1.0%	0.0%	400
29/30	29/30	Ching Hiu Road	0:00	1:00	50	30	63.2%	10.1%	2.9%	2.9%	0.7%	1.4%	3.3%	1.4%	0.0%	0.7%	0.7%	0.0%	0.7%	0.4%	2.6%	7.9%	1.1%	0.0%	300
29/30			1:00	2:00	50	30	66.0%	10.1%	3.1%	3.1%	0.9%	1.8%	4.0%	0.0%	0.0%	0.9%	0.5%	0.0%	0.5%	0.0%	0.0%	8.4%	0.9%	0.0%	200
29/30			2:00	3:00	50	30	67.2%	10.1%	3.0%	3.0%	1.2%	1.8%	3.0%	0.0%	0.0%	0.6%	0.0%	0.0%	0.0%	0.0%	0.0%	8.9%	1.2%	0.0%	200
29/30			3:00	4:00	50	30	67.9%	10.4%	3.0%	3.0%	1.5%	1.5%	3.0%	0.0%	0.0%	0.0%	0.0%	0.0%	0.0%	0.0%	0.0%	8.2%	1.5%	0.0%	100
29/30			4:00	5:00	50	30	66.6%	9.9%	3.6%	3.6%	1.8%	1.8%	3.6%	0.0%	0.0%	0.0%	0.0%	0.0%	0.0%	0.0%	0.0%	8.1%	1.0%	0.0%	100
29/30			5:00	6:00	50	30	64.8%	9.6%	3.5%	2.7%	1.8%	1.8%	3.5%	1.8%	0.0%	0.0%	0.0%	0.0%	0.0%	0.0%	1.8%	7.9%	0.9%	0.0%	100
29/30			6:00	7:00	50	30	64.1%	9.9%	3.2%	2.7%	0.9%	1.8%	3.2%	1.8%	0.0%	0.4%	0.0%	0.0%	0.0%	0.0%	2.8%	8.1%	0.9%	0.0%	200
29/30			7:00	8:00	50	29	63.1%	9.8%	2.9%	2.8%	1.0%	1.7%	3.3%	1.7%	0.3%	0.5%	0.3%	0.3%	0.3%	0.2%	2.5%	8.1%	1.0%	0.0%	600
29/30			8:00	9:00	50	27	63.4%	9.9%	3.0%	2.8%	1.0%	1.6%	3.3%	1.6%	0.2%	0.5%	0.4%	0.2%	0.4%	0.2%	2.3%	8.1%	1.0%	0.0%	1,000
29/30			9:00	10:00	50	28	63.2%	9.8%	2.9%	2.7%	1.0%	1.7%	3.3%	1.7%	0.2%	0.6%	0.5%	0.2%	0.5%	0.2%	2.4%	8.1%	1.0%	0.0%	900
29/30			10:00	11:00	50	28	63.0%	9.8%	2.9%	2.8%	1.0%	1.7%	3.4%	1.7%	0.2%	0.6%	0.4%	0.2%	0.4%	0.2%	2.5%	8.1%	1.0%	0.0%	900
29/30			11:00	12:00	50	28	63.2%	9.8%	3.0%	2.8%	1.0%	1.6%	3.3%	1.6%	0.2%	0.6%	0.5%	0.2%	0.5%	0.2%	2.4%	8.1%	1.0%	0.0%	850
29/30			12:00	13:00	50	28	63.3%	9.8%	2.9%	2.7%	1.1%	1.6%	3.3%	1.6%	0.3%	0.5%	0.4%	0.3%	0.4%	0.3%	2.4%	8.1%	1.1%	0.0%	750
29/30			13:00	14:00	50	29	62.6%	9.7%	3.0%	2.9%	1.0%	1.7%	3.3%	1.7%	0.3%	0.4%	0.4%	0.3%	0.4%	0.2%	3.0%	8.0%	1.1%	0.0%	700
29/30			14:00	15:00	50	28	62.2%	9.6%	3.1%	2.8%	1.0%	1.7%	3.5%	1.7%	0.3%	0.5%	0.5%	0.3%	0.5%	0.3%	3.1%	8.0%	1.0%	0.0%	800
29/30			15:00	16:00	50	28	62.5%	9.6%	3.0%	2.8%	1.1%	1.6%	3.5%	1.6%	0.2%	0.5%	0.5%	0.2%	0.5%	0.2%	3.0%	8.0%	1.0%	0.0%	850
29/30			16:00	17:00	50	28	62.5%	9.6%	3.1%	2.8%	1.1%	1.6%	3.4%	1.6%	0.2%	0.5%	0.5%	0.2%	0.5%	0.2%	3.1%	8.0%	1.1%	0.0%	850
29/30			17:00	18:00	50	28	62.7%	9.5%	3.1%	2.9%	1.1%	1.6%	3.4%	1.6%	0.2%	0.4%	0.4%	0.2%	0.4%	0.2%	3.1%	7.9%	1.1%	0.0%	900
29/30			18:00	19:00	50	27	62.7%	9.6%	3.0%	2.8%	1.0%	1.7%	3.5%	1.7%	0.2%	0.4%	0.4%	0.2%	0.4%	0.2%	3.0%	8.0%	1.0%	0.0%	950
29/30			19:00	20:00	50	28	62.5%	9.6%	3.0%	2.9%	1.1%	1.7%	3.5%	1.7%	0.2%	0.5%	0.5%	0.2%	0.5%	0.2%	3.0%	7.9%	1.0%	0.0%	850
29/30			20:00	21:00	50	29	62.9%	9.8%	3.1%	2.7%	1.1%	1.7%	3.4%	1.7%	0.3%	0.3%	0.3%	0.3%	0.3%	0.1%	3.1%	8.0%	1.1%	0.0%	650
29/30			21:00	22:00	50	29	62.3%	9.7%	3.1%	2.7%	1.2%	1.7%	3.3%	1.7%	0.4%	0.4%	0.4%	0.4%	0.4%	0.2%	3.1%	7.9%	1.2%	0.0%	500
29/30			22:00	23:00	50	30	62.2%	9.7%	3.2%	2.8%	1.2%	1.6%	3.3%	1.6%	0.4%	0.4%	0.4%	0.4%	0.4%	0.2%	3.2%	8.1%	1.2%	0.0%	500
29/30			23:00	0:00	50	30	62.9%	9.8%	3.1%	2.9%	1.0%	1.7%	3.6%	1.7%	0.0%	0.5%	0.5%	0.0%	0.5%	0.3%	3.1%	7.9%	1.0%	0.0%	400
31/32	31/32	Ching Hiu Road	0:00	1:00	50	30	60.0%	9.0%	4.2%	3.6%	1.2%	1.8%	4.8%	3.0%	0.0%	0.0%	0.0%	0.0%	0.0%	0.6%	3.5%	7.2%	1.2%	0.0%	200
31/32			1:00	2:00	50	30	63.4%	9.7%	4.5%	3.7%	1.5%	2.2%	5.2%	0.0%	0.0%	0.0%	0.0%	0.0%	0.0%	0.0%	0.0%	8.2%	1.5%	0.0%	100
31/32			2:00	3:00	50	30	62.2%	9.7%	4.8%	3.9%	1.9%	2.9%	4.8%	0.0%	0.0%	0.0%	0.0%	0.0%	0.0%	0.0%	0.0%	7.8%	1.9%	0.0%	100
31/32			3:00	4:00	50	30	64.2%	9.9%	3.7%	3.7%	2.5%	2.5%	4.9%	0.0%	0.0%	0.0%	0.0%	0.0%	0.0%	0.0%	0.0%	7.4%	1.2%	0.0%	100
31/32			4:00	5:00	50	30	62.5%	8.7%	4.3%	4.3%	1.4%	2.9%	5.8%	0.0%	0.0%	0.0%	0.0%	0.0%	0.0%	0.0%	0.0%	8.7%	1.4%	0.0%	100
31/32			5:00	6:00	50	30	59.4%	8.5%	4.2%	4.2%	1.4%	2.8%	5.6%	2.8%	0.0%	0.0%	0.0%	0.0%	0.0%	0.0%	2.7%	8.5%	0.0%	0.0%	100
31/32			6:00	7:00	50	30	59.7%	9.6%	3.7%	3.7%	1.5%	2.2%	4.4%	2.9%	0.0%	0.0%	0.0%	0.0%	0.0%	0.0%	3.6%	7.4%	1.5%	0.0%	100
31/32			7:00	8:00	50	30	57.7%	9.1%	4.1%	3.5%	1.4%	2.2%	4.6%	3.0%	0.0%	0.6%	0.6%	0.6%	0.6%	0.3%	3.2%	7.4%	1.4%	0.0%	400
31/32			8:00	9:00	50	30	58.0%	9.1%	4.0%	3.7%	1.5%	2.2%	4.4%	3.0%	0.0%	0.4%	0.4%	0.4%	0.4%	0.4%	3.5%	7.4%	1.5%	0.0%	550
31/32			9:00	10:00	50	29	58.2%	9.0%	4.0%	3.7%	1.5%	2.2%	4.6%	3.1%	0.0%	0.4%	0.4%	0.4%	0.4%	0.4%	3.4%	7.4%	1.3%	0.0%	550
31/32			10:00	11:00	50	29	58.0%	9.1%	4.0%	3.8%	1.5%	2.2%	4.5%	3.0%	0.0%	0.4%	0.4%	0.4%	0.4%	0.4%	3.4%	7.3%	1.3%	0.0%	550
31/32			11:00	12:00	50	29	57.9%	9.0%	4.1%	3.7%	1.5%	2.1%	4.7%	2.9%	0.0%	0.4%	0.4%	0.4%	0.4%	0.4%	3.5%	7.4%	1.3%	0.0%	550
31/32			12:00	13:00	50	30	57.8%	9.1%	4.0%	3.5%	1.5%	2.2%	4.4%	2.8%	0.0%	0.4%	0.4%	0.4%	0.4%	0.5%	3.7%	7.4%	1.5%	0.0%	450
31/32			13:00	14:00	50	30	65.4%	10.1%	2.0%	1.5%	0.7%	0.9%	1.8%	2.5%	0.0%	0.7%	0.5%	0.5%	0.5%	0.2%	3.6%	8.5%	0.7%	0.0%	450
31/32			14:00	15:00	50	30	65.0%	10.1%	1.9%	1.5%	0.6%	1.0%	2.1%	2.3%	0.0%	0.8%	0.4%	0.4%	0.6%	0.4%	3.7%	8.5%	0.6%	0.0%	500
31/32			15:00	16:00	50	30	64.8%	10.1%	1.8%	1.6%	0.6%	1.2%	2.2%	2.5%	0.0%	0.8%	0.4%	0.4%	0.6%	0.4%	3.7%	8.4%	0.6%	0.0%	500
31/32			16:00	17:00	50	29	64.8%	10.2%	1.9%	1.7%	0.6%	1.2%	2.1%	2.5%	0.0%	0.8%	0.4%	0.4%	0.6%	0.4%	3.6%	8.5%	0.6%	0.0%	500
31/32			17:00	18:00	50	29	65.6%	10.2%	1.9%	1.6%	0.5%	1.0%	2.1%	2.3%	0.0%	0.7%	0.4%	0.4%	0.5%	0.4%	3.7%	8.3%	0.5%	0.0%	550
31/32			18:00	19:00	50	29	65.1%	10.1%	2.0%	1.7%	0.6%	1.1%	2.1%	2.4%	0.0%	0.8%	0.3%	0.3%	0.4%	0.3%	3.8%	8.4%	0.6%	0.0%	650
31/32			19:00	20:00	50	29	64.9%	10.0%	2.0%	1.6%	0.6%	1.2%	2.1%	2.5%	0.0%	0.8%	0.4%	0.4%	0.6%	0.4%	3.7%	8.5%	0.6%	0.0%	500
31/32			20:00	21:00	50	30	64.9%	10.0%	2.0%	1.7%	0.7%	1.0%	2.0%	2.4%	0.0%	0.7%	0.5%	0.5%	0.5%	0.2%	3.9%	8.3%	0.7%	0.0%	400
31/32			21:00	22:00	50	30	65.5%	10.0%	1.9%	1.9%	0.6%	1.0%	1.9%	2.5%	0.0%	0.6%	0.3%	0.3%	0.3%	0.3%	3.8%	8.4%	0.6%	0.0%	300
31/32			22:00	23:00	50	30	65.3%	10.2%	1.9%	1.9%	0.6%	1.0%	1.9%	2.5%	0.0%	0.6%	0.3%	0.3%	0.3%	0.3%	3.9%	8.2%	0.6%	0.0%	300
31/32			23:00	0:00	50	30	66.4%	10.1%	1.9%	1.4%	0.3%	1.1%	1.9%	2.3%	0.0%	0.8%	0.0%	0.0%	0.4%	0.4%	3.7%	8.6%	0.8%	0.0%	250
33/34	33/34	Ching Shing Road	0:00	1:00	50	29	62.8%	9.7%	3.5%	3.2%	1.5%	2.1%	4.1%	0.0%	0.0%	0.6%	0.6%	0.3%	0.6%	0.0%	2.0%	7.9%	1.2%	0.0%	350
33/34			1:00	2:00	50	30	64.4%	10.0%	3.9%	3.2%	1.4%	2.2%	3.9%	0.0%	0.0%	0.7%	0.4%	0.0%	0.7%	0.0%	0.0%	7.8%	1.4%	0.0%	300
33/34			2:00	3:00	50	30	65.1%	10.1%	3.3%	3.3%	1.4%	1.9%	4.3%	0.0%	0.0%	1.0%	0.0%	0.0%	0.4%	0.0%	0.0%	8.1%	1.0%	0.0%	200
33/34			3:00	4:00	50	30	65.3%	10.0%	4.1%	3.6%	1.2%	2.4%	4.1%	0.0%	0.0%	0.0%	0.0%	0.0%	0.0%	0.0%	0.0%	8.2%	1.2%	0.0%	200
33/34			4:00	5:00	50	30	65.6%	10.2%	3.7%	3.7%	1.4%	2.3%	3.7%	0.0%	0.0%	0.0%	0.0%	0.0%	0.0%	0.0%	0.0%	7.9%	1.4%	0.0%	150
33/34			5:00	6:00	50	30	64.4%	9.4%	3.7%	3.7%	1.4%	2.3%	3.7%	0.0%	0.0%	0.0%	0.0%	0.0%	0.0%	0.0%	1.9%	8.0%	1.4%	0.0%	150
33/34			6:00	7:00	50	30	63.5%	9.5%	3.7%	3.3%	1.5%	1.9%	4.0%	0.0%	0.0%	0.7%	0.0%	0.0%	0.4%	0.0%	2.2%	8.1%	1.1%	0.0%	250
33/34			7:00	8:00	50	27	63.0%	9.7%	3.5%	3.4%	1.3%	2.0%	3.8%	0.0%	0.3%	0.6%	0.3%	0.3%	0.4%	0.0%	2.1%	8.0%	1.3%	0.0%	750
33/34			8:00	9:00	50	22	63.0%	9.8%	3.6%	3.4%	1.4%	2.0%	4.0%	0.0%	0.2%	0.5%	0.3%	0.3%	0.4%	0.0%	2.1%	7.9%	1.2%	0.0%	1,150
33/34			9:00	10:00	50	23	63.0%	9.7%	3.6%	3.3%	1.4%	2.0%	3.9%	0.0%	0.2%	0.6%	0.4%	0.3%	0.5%	0.0%	2.1%	7.9%	1.2%	0.0%	1,100
33/34			10:00	11:00	50	23	63.0%	9.7%	3.6%	3.3%	1.4%	2.0%	3.9%	0.0%	0.2%	0.6%	0.4%	0.3%	0.5%	0.0%	2.1%	7.9%	1.3%	0.0%	1,100
33/34			11:00	12:00	50	23	62.8%	9.8%	3.7%	3.4%	1.4%	2.0%	3.9%	0.0%	0.2%	0.6%	0.4%	0.3%	0.5%	0.0%	2.1%	8.0%	1.2%	0.0%	1,100
33/34			12:00	13:00	50	25	62.9%	9.8%	3.5%	3.4%	1.4%	2.0%	4.0%	0.0%	0.2%	0.4%	0.4%	0.3%	0.4%	0.0%	2.1%	7.9%	1.2%	0.0%	900
33/34			13:00	14:00	50	26	66.6%	10.4%	2.6%	2.2%	0.9%	1.4%	2.8%	0.0%	0.2%	0.6%	0.2%	0.2%	0.3%	0.0%	2.0%	8.5%	0.9%	0.0%	850
33/34			14:00	15:00	50	25	66.5%	10.3%	2.5%	2.2%	1.0%	1.4%	2.9%	0.0%	0.2%	0.5%	0.4%	0.3%	0.4%	0.0%	2.0%	8.5%	0.8%	0.0%	950
33/34			15:00	16:00	50	24	66.4%	10.3%	2.6%	2.3%	0.9%	1.4%	2.9%	0.0%	0.2%	0.5%	0.4%	0.3%	0.5%	0.0%	2.0%	8.6%	0.8%	0.0%	1,000
33/34			16:00	17:00	50	24	66.3%	10.3%	2.5%	2.3%	0.9%	1.5%	2.8%	0.0%	0.2%	0.7%	0.4%	0.3%	0.5%	0.0%	2.0%	8.5%	0.9%	0.0%	1,050
33/34			17:00	18:00	50	23	66.5%	10.2%	2.5%	2.3%	0.9%	1.4%	2.9%	0.0%	0.2%	0.6%	0.4%	0.3%	0.5%	0.0%	2.0%	8.5%	0.9%	0.0%	1,100
33/34			18:00	19:00	50	23	66.6%	10.3%	2.6%	2.3%	0.9%	1.4%	2.8%	0.0%	0.2%	0.6%	0.3%	0.3%	0.4%	0.0%	2.0%	8.5%	0.9%	0.0%	1,200
33/34			19:00	20:00	50	24	66.6%	10.3%	2.5%	2.3%	0.9%	1.4%	2.8%	0.0%	0.2%	0.5%	0.4%	0.3%	0.5%	0.0%	2.0%	8.5%	0.9%	0.0%	1,000
33/34			20:00	21:00	50	26	66.6%	10.3%	2.6%	2.3%	0.9%	1.4%	2.8%	0.0%	0.2%	0.6%	0.2%	0.2%	0.4%	0.0%	2.0%	8.5%	0.9%	0.0%	800
33/34			21:00	22:00	50	27	66.5%	10.3%	2.5%	2.4%	0.9%	1.4%	2.7%	0.0%	0.3%	0.6%	0.3%	0.3%	0.5%	0.0%	1.9%	8.4%	0.9%	0.0%	650
33/34			22:00	23:00	50	27	66.1%	10.3%	2.6%	2.4%	1.0%	1.4%	2.7%	0.0%	0.3%	0.6%	0.3%	0.3%	0.5%	0.0%	1.9%	8.5%	1.0%	0.0%	650
33/34			23:00	0:00	50	28	66.8%	10.4%	2.5%	2.3%	0.8%	1.4%	2.9%	0.0%	0.0%	0.6%	0.4%	0.2%	0.4%	0.0%	2.0%	8.6%	0.8%	0.0%	550

2029 Construction	Link ID	Road Section	1-hour interval Start	End	Speed Limit (km/hr)	Travel Speed (km/hr)	PC	TAXI	LGV3	LGV4	LGV6	HGV7	HGV8	PLB	PV4	PV5	NFB6	NFB7	NFB8	FBSD	FBDD	MC	HGV9	NFB9	Traffic Flows (veh/hr)
35a/36a	35a/36a	Ping Kong Road	0:00	1:00	50	30	66.9%	10.4%	2.7%	2.7%	0.0%	2.7%	5.4%	0.0%	0.0%	0.0%	0.0%	0.0%	0.0%	0.0%	0.0%	9.2%	0.0%	0.0%	100
35a/36a			1:00	2:00	50	30	65.9%	10.8%	3.1%	3.1%	0.0%	3.1%	6.3%	0.0%	0.0%	0.0%	0.0%	0.0%	0.0%	0.0%	0.0%	7.6%	0.0%	0.0%	100
35a/36a			2:00	3:00	50	30	67.3%	10.1%	4.2%	4.2%	0.0%	0.0%	4.2%	0.0%	0.0%	0.0%	0.0%	0.0%	0.0%	0.0%	0.0%	10.1%	0.0%	0.0%	100
35a/36a			3:00	4:00	50	30	67.1%	10.2%	5.1%	5.1%	0.0%	0.0%	5.1%	0.0%	0.0%	0.0%	0.0%	0.0%	0.0%	0.0%	0.0%	7.3%	0.0%	0.0%	100
35a/36a			4:00	5:00	50	30	64.6%	8.6%	6.1%	6.1%	0.0%	0.0%	6.1%	0.0%	0.0%	0.0%	0.0%	0.0%	0.0%	0.0%	0.0%	8.6%	0.0%	0.0%	100
35a/36a			5:00	6:00	50	30	60.0%	8.3%	5.8%	5.8%	0.0%	0.0%	5.8%	5.8%	0.0%	0.0%	0.0%	0.0%	0.0%	0.0%	0.0%	8.3%	0.0%	0.0%	100
35a/36a			6:00	7:00	50	30	62.8%	10.8%	3.1%	3.1%	0.0%	3.1%	6.3%	3.1%	0.0%	0.0%	0.0%	0.0%	0.0%	0.0%	0.0%	7.6%	0.0%	0.0%	100
35a/36a			7:00	8:00	50	30	61.3%	9.6%	3.5%	3.5%	1.2%	1.8%	4.1%	3.5%	0.0%	0.6%	0.6%	0.6%	0.6%	0.0%	0.0%	8.0%	1.2%	0.0%	200
35a/36a			8:00	9:00	50	29	62.2%	9.8%	3.3%	3.3%	1.1%	1.7%	3.9%	3.3%	0.0%	0.6%	0.6%	0.6%	0.6%	0.0%	0.0%	8.2%	1.1%	0.0%	350
35a/36a			9:00	10:00	50	30	61.7%	9.8%	3.3%	3.3%	1.1%	1.5%	3.7%	3.3%	0.0%	0.7%	0.7%	0.7%	0.7%	0.0%	0.0%	8.3%	1.1%	0.0%	250
35a/36a			10:00	11:00	50	30	61.9%	9.7%	3.3%	3.3%	1.1%	1.5%	3.7%	3.3%	0.0%	0.7%	0.7%	0.7%	0.7%	0.0%	0.0%	8.3%	1.1%	0.0%	250
35a/36a			11:00	12:00	50	30	61.3%	9.9%	3.4%	3.4%	1.1%	1.5%	3.8%	3.4%	0.0%	0.8%	0.8%	0.8%	0.8%	0.0%	0.0%	8.1%	1.1%	0.0%	250
35a/36a			12:00	13:00	50	30	61.7%	9.9%	3.1%	3.1%	0.9%	1.8%	4.0%	3.1%	0.0%	0.9%	0.9%	0.9%	0.9%	0.0%	0.0%	8.1%	0.9%	0.0%	250
35a/36a			13:00	14:00	50	30	52.5%	7.8%	4.8%	5.8%	2.0%	3.4%	6.8%	5.8%	0.0%	1.0%	0.0%	0.0%	1.0%	0.0%	0.0%	6.8%	2.4%	0.0%	200
35a/36a			14:00	15:00	50	30	51.7%	7.8%	5.2%	6.1%	2.2%	3.0%	7.0%	6.1%	0.0%	0.9%	0.0%	0.0%	0.9%	0.0%	0.0%	7.0%	2.2%	0.0%	250
35a/36a			15:00	16:00	50	30	52.8%	7.9%	5.0%	5.8%	2.1%	2.9%	6.7%	5.8%	0.0%	0.8%	0.0%	0.0%	0.8%	0.0%	0.0%	7.1%	2.1%	0.0%	250
35a/36a			16:00	17:00	50	30	52.3%	8.0%	4.8%	6.0%	2.0%	2.8%	7.2%	6.0%	0.0%	0.8%	0.0%	0.0%	0.8%	0.0%	0.0%	7.2%	2.0%	0.0%	250
35a/36a			17:00	18:00	50	30	51.8%	7.7%	5.2%	5.9%	1.8%	3.3%	7.0%	5.9%	0.0%	1.1%	0.0%	0.0%	1.1%	0.0%	0.0%	7.0%	2.2%	0.0%	250
35a/36a			18:00	19:00	50	30	52.2%	8.0%	5.0%	6.0%	2.0%	3.0%	7.0%	6.0%	0.0%	1.0%	0.0%	0.0%	1.0%	0.0%	0.0%	7.0%	2.0%	0.0%	200
35a/36a			19:00	20:00	50	30	52.6%	7.8%	5.0%	5.8%	2.1%	2.9%	7.4%	5.8%	0.0%	0.8%	0.0%	0.0%	0.8%	0.0%	0.0%	7.0%	2.1%	0.0%	250
35a/36a			20:00	21:00	50	30	51.6%	8.1%	5.0%	6.0%	2.0%	3.1%	7.0%	6.0%	0.0%	1.0%	0.0%	0.0%	1.0%	0.0%	0.0%	7.0%	2.0%	0.0%	200
35a/36a			21:00	22:00	50	30	51.5%	7.9%	4.6%	5.9%	2.1%	3.3%	7.1%	5.9%	0.0%	1.3%	0.0%	0.0%	1.3%	0.0%	0.0%	7.1%	2.1%	0.0%	150
35a/36a			22:00	23:00	50	30	51.1%	8.0%	4.6%	5.9%	2.1%	3.4%	7.2%	5.9%	0.0%	1.3%	0.0%	0.0%	1.3%	0.0%	0.0%	7.2%	2.1%	0.0%	150
35a/36a			23:00	0:00	50	30	54.6%	8.3%	5.9%	5.9%	1.7%	3.4%	7.6%	0.0%	0.0%	1.7%	0.0%	0.0%	1.7%	0.0%	0.0%	7.6%	1.7%	0.0%	100
35b/36b	35b/36b	Ping Kong Road	0:00	1:00	50	30	61.8%	9.4%	3.9%	3.9%	0.0%	3.9%	7.8%	0.0%	0.0%	0.0%	0.0%	0.0%	0.0%	0.0%	0.0%	9.4%	0.0%	0.0%	100
35b/36b			1:00	2:00	50	30	59.3%	11.1%	4.6%	4.6%	0.0%	4.6%	9.3%	0.0%	0.0%	0.0%	0.0%	0.0%	0.0%	0.0%	0.0%	6.5%	0.0%	0.0%	100
35b/36b			2:00	3:00	50	30	63.3%	8.8%	6.3%	6.3%	0.0%	0.0%	6.3%	0.0%	0.0%	0.0%	0.0%	0.0%	0.0%	0.0%	0.0%	8.8%	0.0%	0.0%	100
35b/36b			3:00	4:00	50	30	58.5%	10.8%	7.7%	7.7%	0.0%	0.0%	7.7%	0.0%	0.0%	0.0%	0.0%	0.0%	0.0%	0.0%	0.0%	7.7%	0.0%	0.0%	100
35b/36b			4:00	5:00	50	30	59.6%	8.8%	5.0%	8.8%	0.0%	0.0%	8.8%	0.0%	0.0%	0.0%	0.0%	0.0%	0.0%	0.0%	0.0%	8.8%	0.0%	0.0%	100
35b/36b			5:00	6:00	50	30	54.9%	8.1%	4.5%	8.1%	0.0%	0.0%	8.1%	8.1%	0.0%	0.0%	0.0%	0.0%	0.0%	0.0%	0.0%	8.1%	0.0%	0.0%	100
35b/36b			6:00	7:00	50	30	61.1%	6.9%	4.9%	4.9%	0.0%	2.8%	7.6%	4.9%	0.0%	0.0%	0.0%	0.0%	0.0%	0.0%	0.0%	6.9%	0.0%	0.0%	100
35b/36b			7:00	8:00	50	30	58.1%	8.7%	4.6%	5.4%	1.8%	1.8%	5.4%	5.4%	0.0%	0.0%	0.0%	0.0%	0.0%	0.0%	0.0%	6.9%	1.8%	0.0%	100
35b/36b			8:00	9:00	50	30	57.4%	8.8%	4.2%	4.6%	1.5%	2.3%	5.4%	4.6%	0.0%	0.8%	0.4%	0.4%	0.8%	0.0%	0.0%	7.3%	1.5%	0.0%	250
35b/36b			9:00	10:00	50	30	56.9%	8.7%	4.1%	4.6%	1.1%	2.3%	5.7%	4.6%	0.0%	1.1%	0.5%	0.5%	1.1%	0.0%	0.0%	7.1%	1.8%	0.0%	200
35b/36b			10:00	11:00	50	30	56.9%	8.7%	4.1%	4.6%	1.1%	2.3%	5.7%	4.6%	0.0%	1.1%	0.5%	0.5%	1.1%	0.0%	0.0%	7.1%	1.8%	0.0%	200
35b/36b			11:00	12:00	50	30	57.6%	9.2%	3.7%	4.4%	1.1%	2.2%	5.5%	4.4%	0.0%	1.1%	0.6%	0.6%	1.1%	0.0%	0.0%	7.4%	1.1%	0.0%	150
35b/36b			12:00	13:00	50	30	56.6%	8.6%	4.3%	4.3%	1.3%	2.5%	5.6%	4.3%	0.0%	1.3%	0.7%	0.7%	1.3%	0.0%	0.0%	7.3%	1.3%	0.0%	150
35b/36b			13:00	14:00	50	30	38.4%	5.6%	7.5%	9.7%	3.5%	4.8%	10.2%	9.7%	0.0%	1.4%	0.0%	0.0%	0.0%	0.0%	0.0%	5.6%	3.5%	0.0%	150
35b/36b			14:00	15:00	50	30	38.5%	5.9%	8.2%	9.4%	3.2%	4.5%	10.6%	9.4%	0.0%	1.2%	0.0%	0.0%	0.0%	0.0%	0.0%	5.9%	3.2%	0.0%	150
35b/36b			15:00	16:00	50	30	38.4%	6.0%	7.6%	9.5%	3.0%	4.6%	10.7%	9.5%	0.0%	1.2%	0.0%	0.0%	0.0%	0.0%	0.0%	6.0%	3.5%	0.0%	150
35b/36b			16:00	17:00	50	30	37.8%	5.8%	8.1%	9.2%	2.9%	5.2%	11.0%	9.2%	0.0%	1.8%	0.0%	0.0%	0.0%	0.0%	0.0%	5.8%	3.4%	0.0%	150
35b/36b			17:00	18:00	50	30	37.7%	5.7%	8.0%	9.5%	3.2%	4.8%	10.6%	9.5%	0.0%	1.5%	0.0%	0.0%	0.0%	0.0%	0.0%	5.7%	3.7%	0.0%	200
35b/36b			18:00	19:00	50	30	38.0%	5.5%	8.0%	9.5%	3.2%	4.8%	11.1%	9.5%	0.0%	1.6%	0.0%	0.0%	0.0%	0.0%	0.0%	5.5%	3.2%	0.0%	100
35b/36b			19:00	20:00	50	30	38.8%	6.0%	7.6%	9.4%	3.0%	4.6%	10.6%	9.4%	0.0%	1.2%	0.0%	0.0%	0.0%	0.0%	0.0%	6.0%	3.5%	0.0%	150
35b/36b			20:00	21:00	50	30	37.7%	6.0%	8.0%	9.4%	2.9%	5.1%	10.3%	9.4%	0.0%	1.4%	0.0%	0.0%	0.0%	0.0%	0.0%	6.0%	3.7%	0.0%	150
35b/36b			21:00	22:00	50	30	37.7%	5.5%	8.6%	9.4%	2.8%	4.7%	10.6%	9.4%	0.0%	2.0%	0.0%	0.0%	0.0%	0.0%	0.0%	5.5%	3.9%	0.0%	100
35b/36b			22:00	23:00	50	30	38.7%	5.7%	8.9%	8.9%	2.8%	4.8%	10.9%	8.9%	0.0%	2.0%	0.0%	0.0%	0.0%	0.0%	0.0%	5.7%	2.8%	0.0%	100
35b/36b			23:00	0:00	50	30	41.3%	6.4%	9.1%	10.6%	2.7%	5.3%	11.7%	0.0%	0.0%	2.7%	0.0%	0.0%	0.0%	0.0%	0.0%	6.4%	3.8%	0.0%	100
35d/36d	35d/36d	Ping Kong Road	0:00	1:00	50	30	78.6%	11.8%	0.0%	0.0%	0.0%	0.0%	0.0%	0.0%	0.0%	0.0%	0.0%	0.0%	0.0%	0.0%	0.0%	9.5%	0.0%	0.0%	100
35d/36d			1:00	2:00	50	30	78.4%	10.8%	0.0%	0.0%	0.0%	0.0%	0.0%	0.0%	0.0%	0.0%	0.0%	0.0%	0.0%	0.0%	0.0%	10.8%	0.0%	0.0%	100
35d/36d			2:00	3:00	50	30	72.4%	13.8%	0.0%	0.0%	0.0%	0.0%	0.0%	0.0%	0.0%	0.0%	0.0%	0.0%	0.0%	0.0%	0.0%	13.8%	0.0%	0.0%	100
35d/36d			3:00	4:00	50	30	74.2%	12.9%	0.0%	0.0%	0.0%	0.0%	0.0%	0.0%	0.0%	0.0%	0.0%	0.0%	0.0%	0.0%	0.0%	12.9%	0.0%	0.0%	100
35d/36d			4:00	5:00	50	30	76.4%	18.1%	0.0%	0.0%	0.0%	0.0%	0.0%	0.0%	0.0%	0.0%	0.0%	0.0%	0.0%	0.0%	0.0%	5.6%	0.0%	0.0%	100
35d/36d			5:00	6:00	50	30	68.9%	15.6%	0.0%	0.0%	0.0%	0.0%	0.0%	10.0%	0.0%	0.0%	0.0%	0.0%	0.0%	0.0%	0.0%	5.6%	0.0%	0.0%	100
35d/36d			6:00	7:00	50	30	70.2%	10.8%	0.0%	0.0%	0.0%	0.0%	0.0%	8.2%	0.0%	0.0%	0.0%	0.0%	0.0%	0.0%	0.0%	10.8%	0.0%	0.0%	100
35d/36d			7:00	8:00	50	30	68.7%	12.1%	0.0%	0.0%	0.0%	0.0%	0.0%	8.0%	0.0%	2.0%	0.0%	0.0%	0.0%	0.0%	0.0%	9.1%	0.0%	0.0%	100
35d/36d			8:00	9:00	50	30	69.9%	11.1%	0.0%	0.0%	0.0%	0.0%	0.0%	6.8%	0.0%	1.1%	0.6%	0.6%	0.6%	0.0%	0.0%	9.3%	0.0%	0.0%	200
35d/36d			9:00	10:00	50	30	68.3%	11.1%	0.0%	0.0%	0.0%	0.0%	0.0%	7.8%	0.0%	1.7%	0.8%	0.8%	0.8%	0.0%	0.0%	8.5%	0.0%	0.0%	150
35d/36d			10:00	11:00	50	30	68.3%	11.1%	0.0%	0.0%	0.0%	0.0%	0.0%	7.8%	0.0%	1.7%	0.8%	0.8%	0.8%	0.0%	0.0%	8.5%	0.0%	0.0%	150
35d/36d			11:00	12:00	50	30	68.1%	10.6%	0.0%	0.0%	0.0%	0.0%	0.0%	8.1%	0.0%	1.8%	0.9%	0.9%	0.9%	0.0%	0.0%	8.8%	0.0%	0.0%	150
35d/36d			12:00	13:00	50	30	67.1%	10.1%	0.0%	0.0%	0.0%	0.0%	0.0%	8.7%	0.0%	2.4%	0.8%	0.8%	0.8%	0.0%	0.0%	9.4%	0.0%	0.0%	100
35d/36d			13:00	14:00	50	30	62.3%	9.8%	0.0%	0.0%	0.0%	0.0%	0.0%	15.6%	0.0%	3.3%	0.0%	0.0%	0.0%	0.0%	0.0%	9.0%	0.0%	0.0%	100
35d/36d			14:00	15:00	50	30	62.7%	9.7%	0.0%	0.0%	0.0%	0.0%	0.0%	16.4%	0.0%	3.0%	0.0%	0.0%	0.0%	0.0%	0.0%	8.2%	0.0%	0.0%	100
35d/36d			15:00	16:00	50	30	63.5%	9.3%	0.0%	0.0%	0.0%	0.0%	0.0%	16.5%	0.0%	2.9%	0.0%	0.0%	0.0%	0.0%	0.0%	7.9%	0.0%	0.0%	100
35d/36d			16:00	17:00	50	30	63.9%	9.0%	0.0%	0.0%	0.0%	0.0%	0.0%	16.0%	0.0%	2.8%	0.0%	0.0%	0.0%	0.0%	0.0%	8.3%	0.0%	0.0%	100
35d/36d			17:00	18:00	50	30	64.1%	9.4%	0.0%	0.0%	0.0%	0.0%	0.0%	16.3%	0.0%	2.6%	0.0%	0.0%	0.0%	0.0%	0.0%	7.7%	0.0%	0.0%	150
35d/36d			18:00	19:00	50	30	63.4%	9.4%	0.0%	0.0%	0.0%	0.0%	0.0%	16.3%	0.0%	2.7%	0.0%	0.0%	0.0%	0.0%	0.0%	8.2%	0.0%	0.0%	100
35d/36d			19:00	20:00	50	30	64.1%	9.1%	0.0%	0.0%	0.0%	0.0%	0.0%	16.2%	0.0%	2.8%	0.0%	0.0%	0.0%	0.0%	0.0%	7.8%	0.0%	0.0%	100
35d/36d			20:00	21:00	50	30	64.2%	8.9%	0.0%	0.0%	0.0%	0.0%	0.0%	17.0%	0.0%	2.7%	0.0%	0.0%	0.0%	0.0%	0.0%	7.2%	0.0%	0.0%	100
35d/36d			21:00	22:00	50	30	61.8%	10.1%	0.0%	0.0%	0.0%	0.0%	0.0%	16.9%	0.0%	3.4%	0.0%	0.0%	0.0%	0.0%	0.0%	7.9%	0.0%	0.0%	100
35d/36d			22:00	23:00	50	30	62.5%	9.1%	0.0%	0.0%	0.0%	0.0%	0.0%	17.0%	0.0%	3.4%	0.0%	0.0%	0.0%	0.0%	0.0%	8.0%	0.0%	0.0%	100
35d/36d			23:00	0:00	50	30	71.9%	12.5%	0.0%	0.0%	0.0%	0.0%	0.0%	0.0%	0.0%	4.7%	0.0%	0.0%	0.0%	0.0%	0.0%	10.9%	0.0%	0.0%	100
35e/36e	35e/36e	Ping Kong Road	0:00	1:00	50	30	77.5%	12.9%	0.0%	0.0%	0.0%	0.0%	0.0%	0.0%	0.0%	0.0%	0.0%	0.0%	0.0%	0.0%	0.0%	9.6%	0.0%	0.0%	100
35e/36e			1:00	2:00	50	30	78.0%	11.0%	0.0%	0.0%	0.0%	0.0%	0.0%	0.0%	0.0%	0.0%	0.0%	0.0%	0.0%	0.0%	0.0%	11.0%	0.0%	0.0%	100
35e/36e			2:00	3:00	50	30	73.3%	13.3%	0.0%	0.0%	0.0%	0.0%	0.0%	0.0%	0.0%	0.0%	0.0%	0.0%	0.0%	0.0%	0.0%	13.3%	0.0%	0.0%	100
35e/36e			3:00	4:00	50	30	67.5%	16.3%	0.0%	0.0%	0.0%	0.0%	0.0%	0.0%	0.0%	0.0%	0.0%	0.0%	0.0%	0.0%	0.0%	16.3%	0.0%	0.0%	100
35e/36e			4:00	5:00	50	30	69.1%	23.8%	0.0%	0.0%	0.0%	0.0%	0.0%	0.0%	0.0%	0.0%	0.0%	0.0%	0.0%	0.0%	0.0%	7.1%	0.0%	0.0%	100
35e/36e			5:00	6:00	50	30	60.7%	19.6%	0.0%	0.0%	0.0%	0.0%	0.0%	12.5%	0.0%	0.0%	0.0%	0.0%	0.0%	0.0%	0.0%	7.1%	0.0%	0.0%	100
35e/36e			6:00	7:00	50	30	67.0%	11.0%	0.0%	0.0%	0.0%	0.0%	0.0%	11.0%	0.0%	0.0%	0.0%	0.0%	0.0%	0.0%	0.0%	11.0%	0.0%	0.0%	100
35e/36e			7:00	8:00	50	30	69.1%	11.8%	0.0%	0.0%	0.0%	0.0%	0.0%	7.4%	0.0%	2.9%	0.0%	0.0%	0.0%	0.0%	0.0%	8.8%	0.0%	0.0%	100
35e/36e			8:00	9:00	50	30	68.4%	11.5%	0.0%	0.0%	0.0%	0.0%	0.0%	7.0%	0.0%	1.8%	0.7%	0.7%	0.7%	0.0%	0.0%	9.0%	0.0%	0.0%	150
35e/36e			9:00	10:00	50	30	65.7%	10.8%	0.0%	0.0%	0.0%	0.0%	0.0%	10.0%	0.0%	2.7%	0.9%	0.9%	0.9%	0.0%	0.0%	8.1%	0.0%	0.0%	100
35e/36e			10:00	11:00	50	30	65.7%	10.8%	0.0%	0.0%	0.0%	0.0%	0.0%	10.0%	0.0%	2.7%	0.9%	0.9%	0.9%	0.0%	0.0%	8.1%	0.0%	0.0%	100
35e/36e			11:00	12:00	50	30	64.7%	11.1%	0.0%	0.0%	0.0%	0.0%	0.0%	10.4%	0.0%	2.8%	0.9%	0.9%	0.9%	0.0%	0.0%	8.3%	0.0%	0.0%	100
35e/36e			12:00	13:00	50	30	65.9%	9.9%	0.0%	0.0%	0.0%	0.0%	0.0%	9.0%	0.0%	3.3%	1.1%	1.1%	1.1%	0.0%	0.0%	8.8%	0.0%	0.0%	100
35e/36e			13:00	14:00	50	30	62.1%	9.2%	0.0%	0.0%	0.0%	0.0%	0.0%	16.1%	0.0%	3.4%	0.0%	0.0%	0.0%	0.0%	0.0%	9.2%	0.0%	0.0%	100
35e/36e			14:00	15:00	50	30	62.7%	9.6%	0.0%	0.0%	0.0%	0.0%	0.0%	16.0%	0.0%	3.2%	0.0%	0.0%	0.0%	0.0%	0.0%	8.5%	0.0%	0.0%	100
35e/36e			15:00	16:00	50	30	63.6%	9.1%	0.0%	0.0%	0.0%	0.0%	0.0%	16.2%	0.0%	3.1%	0.0%	0.0%	0.0%	0.0%	0.0%	8.1%	0.0%	0.0%	100
35e/36e			16:00	17:00	50	30	63.9%	9.0%	0.0%	0.0%	0.0%	0.0%	0.0%	16.0%	0.0%	3.0%	0.0%	0.0%	0.0%	0.0%	0.0%	8.0%	0.0%	0.0%	100
35e/36e			17:00	18:00	50	30	63.5%	9.3%	0.0%	0.0%	0.0%	0.0%	0.0%	16.9%	0.0%	2.8%	0.0%	0.0%	0.0%	0.0%	0.0%	7.5%	0.0%	0.0%	100
35e/36e			18:00	19:00	50	30	63.4%	9.5%	0.0%	0.0%	0.0%	0.0%	0.0%	15.5%	0.0%	3.9%	0.0%	0.0%	0.0%	0.0%	0.0%	7.7%	0.0%	0.0%	100
35e/36e			19:00	20:00	50	30	63.6%	9.1%	0.0%	0.0%	0.0%	0.0%	0.0%	16.2%	0.0%	3.1%	0.0%	0.0%	0.0%	0.0%	0.0%	8.1%	0.0%	0.0%	100
35e/36e			20:00	21:00	50	30	64.5%	7.5%	0.0%	0.0%	0.0%	0.0%	0.0%	17.8%	0.0%	3.9%	0.0%	0.0%	0.0%	0.0%	0.0%	6.3%	0.0%	0.0%	100
35e/36e			21:00	22:00	50	30	61.3%	9.6%	0.0%	0.0%	0.0%	0.0%	0.0%	17.8%	0.0%	4.9%	0.0%	0.0%	0.0%	0.0%	0.0%	6.5%	0.0%	0.0%	100
35e/36e			22:00	23:00	50	30	62.3%	8.2%	0.0%	0.0%	0.0%	0.0%	0.0%	18.1%	0.0%	5.0%	0.0%	0.0%	0.0%	0.0%	0.0%	6.6%	0.0%	0.0%	100
35e/36e			23:00	0:00	50	30	73.3%	11.1%	0.0%	0.0%	0.0%	0.0%	0.0%	0.0%	0.0%	6.7%	0.0%	0.0%	0.0%	0.0%	0.0%	8.9%	0.0%	0.0%	100
37/38	37/38	Po Ping Road	0:00	1:00	50	30	61.5%	9.5%	1.0%	1.0%	0.0%	0.5%	1.5%	0.0%	0.0%	0.5%	0.0%	0.0%	0.0%	0.0%	16.4%	8.0%	0.0%	0.0%	200
37/38			1:00	2:00	50	30	74.0%	11.4%	1.4%	1.4%	0.0%	0.5%	1.4%	0.0%	0.0%	0.8%	0.0%	0.0%	0.0%	0.0%	0.0%	9.1%	0.0%	0.0%	150
37/38			2:00	3:00	50	30	74.9%	11.5%	1.1%	1.1%	0.0%	0.0%	1.9%	0.0%	0.0%	0.0%	0.0%	0.0%	0.0%	0.0%	0.0%	9.5%	0.0%	0.0%	100
37/38			3:00	4:00	50	30	73.0%	11.5%	1.3%	1.3%	0.0%	0.0%	2.4%	0.0%	0.0%	0.0%	0.0%	0.0%	0.0%	0.0%	0.0%	10.5%	0.0%	0.0%	100
37/38			4:00	5:00	50	30	75.5%	11.4%	0.0%	0.0%	0.0%	0.0%	2.9%	0.0%	0.0%	0.0%	0.0%	0.0%	0.0%	0.0%	0.0%	10.1%	0.0%	0.0%	100
37/38			5:00	6:00	50	30	62.7%	9.7%	0.0%	0.0%	0.0%	0.0%	2.5%	0.0%	0.0%	0.0%	0.0%	0.0%	0.0%	0.0%	16.5%	8.6%	0.0%	0.0%	100
37/38			6:00	7:00	50	30	61.2%	9.9%	1.2%	1.2%	0.0%	0.7%	1.2%	0.0%	0.0%	0.6%	0.0%	0.0%	0.0%	0.0%	16.5%	7.4%	0.0%	0.0%	200
37/38			7:00	8:00	50	30	61.3%	9.5%	0.7%	0.7%	0.3%	0.5%	1.0%	0.0%	0.0%	0.5%	0.5%	0.3%	0.5%	0.0%	16.1%	7.6%	0.5%	0.0%	400
37/38			8:00	9:00	50	28	62.1%	9.6%	0.8%	0.8%	0.3%	0.5%	1.2%	0.0%	0.1%	0.5%	0.4%	0.3%	0.4%	0.0%	14.9%	7.9%	0.3%	0.0%	800
37/38			9:00	10:00	50	29	61.5%	9.5%	0.8%	0.8%	0.3%	0.5%	1.1%	0.0%	0.2%	0.5%	0.3%	0.3%	0.3%	0.0%	15.9%	7.8%	0.3%	0.0%	650
37/38			10:00	11:00	50	29	61.6%	9.5%	0.8%	0.8%	0.3%	0.5%	1.1%	0.0%	0.2%	0.5%	0.3%	0.3%	0.3%	0.0%	15.8%	7.8%	0.3%	0.0%	650
37/38			11:00	12:00	50	29	61.6%	9.5%	0.8%	0.8%	0.3%	0.5%	1.1%	0.0%	0.2%	0.5%	0.3%	0.3%	0.3%	0.0%	15.8%	7.7%	0.3%	0.0%	650
37/38			12:00	13:00	50	29	61.1%	9.5%	0.9%	0.9%	0.4%	0.6%	1.1%	0.0%	0.2%	0.6%	0.4%	0.4%	0.4%	0.0%	15.5%	7.8%	0.4%	0.0%	550
37/38			13:00	14:00	50	29	59.2%	9.3%	1.4%	1.4%	0.4%	0.8%	1.8%	0.0%	0.0%	0.4%	0.4%	0.4%	0.4%	0.0%	16.0%	7.5%	0.6%	0.0%	500
37/38			14:00	15:00	50	29	59.3%	9.2%	1.6%	1.6%	0.4%	0.7%	1.6%	0.0%	0.0%	0.4%	0.4%	0.4%	0.4%	0.0%	16.3%	7.4%	0.5%	0.0%	550
37/38			15:00	16:00	50	29	59.1%	9.2%	1.5%	1.5%	0.5%	0.8%	1.7%	0.0%	0.0%	0.5%	0.3%	0.3%	0.5%	0.0%	15.9%	7.5%	0.5%	0.0%	600
37/38			16:00	17:00	50	29	59.3%	9.2%	1.5%	1.5%	0.5%	0.8%	1.6%	0.0%	0.0%	0.5%	0.3%	0.3%	0.5%	0.0%	16.0%	7.4%	0.5%	0.0%	600
37/38			17:00	18:00	50	29	59.2%	9.1%	1.5%	1.5%	0.5%	0.9%	1.8%	0.0%	0.0%	0.5%	0.3%	0.3%	0.5%	0.0%	16.2%	7.3%	0.5%	0.0%	650
37/38			18:00	19:00	50	29	59.7%	9.3%	1.5%	1.5%	0.5%	0.8%	1.6%	0.0%	0.0%	0.5%	0.3%	0.3%	0.5%	0.0%	15.6%	7.5%	0.5%	0.0%	600
37/38			19:00	20:00	50	29	59.3%	9.2%	1.5%	1.5%	0.5%	0.8%	1.7%	0.0%	0.0%	0.5%	0.3%	0.3%	0.5%	0.0%	15.9%	7.4%	0.5%	0.0%	600
37/38			20:00	21:00	50	30	59.1%	9.1%	1.5%	1.5%	0.4%	0.8%	1.7%	0.0%	0.0%	0.4%	0.4%	0.4%	0.4%	0.0%	16.4%	7.4%	0.4%	0.0%	450
37/38			21:00	22:00	50	30	58.9%	9.4%	1.4%	1.4%	0.5%	0.8%	1.6%	0.0%	0.0%	0.5%	0.3%	0.3%	0.5%	0.0%	16.3%	7.5%	0.5%	0.0%	350
37/38			22:00	23:00	50	30	59.3%	9.1%	1.4%	1.4%	0.5%	0.8%	1.7%	0.0%	0.0%	0.5%	0.3%	0.3%	0.5%	0.0%	16.4%	7.1%	0.5%	0.0%	350
37/38			23:00	0:00	50	30	59.1%	8.9%	1.6%	1.6%	0.7%	0.7%	1.6%	0.0%	0.0%	0.7%	0.3%	0.3%	0.7%	0.0%	15.9%	7.3%	0.7%	0.0%	300

2029 Construction	Link ID	Road Section	1-hour interval Start	End	Speed Limit (km/hr)	Travel Speed (km/hr)	PC	TAXI	LGV3	LGV4	LGV6	HGV7	HGV8	PLB	PV4	PV5	NFB6	NFB7	NFB8	FBSD	FBDD	MC	HGV9	NFB9	Traffic Flows (veh/hr)
39/40	39/40	Po Ping Road	0:00	1:00	50	***30***	65.1%	10.6%	1.2%	1.2%	0.0%	0.6%	1.7%	0.0%	0.0%	0.0%	0.0%	0.0%	0.0%	0.0%	11.5%	8.2%	0.0%	0.0%	**200**
39/40			1:00	2:00	50	***30***	73.9%	11.0%	1.6%	1.6%	0.0%	0.9%	1.6%	0.0%	0.0%	0.0%	0.0%	0.0%	0.0%	0.0%	0.0%	9.4%	0.0%	0.0%	**100**
39/40			2:00	3:00	50	***30***	74.5%	11.6%	1.2%	1.2%	0.0%	0.0%	2.1%	0.0%	0.0%	0.0%	0.0%	0.0%	0.0%	0.0%	0.0%	9.5%	0.0%	0.0%	**100**
39/40			3:00	4:00	50	***30***	73.8%	11.7%	1.4%	1.4%	0.0%	0.0%	2.6%	0.0%	0.0%	0.0%	0.0%	0.0%	0.0%	0.0%	0.0%	9.0%	0.0%	0.0%	**100**
39/40			4:00	5:00	50	***30***	75.3%	11.4%	0.0%	0.0%	0.0%	0.0%	3.3%	0.0%	0.0%	0.0%	0.0%	0.0%	0.0%	0.0%	0.0%	10.0%	0.0%	0.0%	**100**
39/40			5:00	6:00	50	***30***	66.8%	10.2%	0.0%	0.0%	0.0%	0.0%	2.9%	0.0%	0.0%	0.0%	0.0%	0.0%	0.0%	0.0%	11.4%	8.7%	0.0%	0.0%	**100**
39/40			6:00	7:00	50	***30***	64.5%	10.1%	1.5%	1.5%	0.0%	0.7%	1.5%	0.0%	0.0%	0.0%	0.0%	0.0%	0.0%	0.0%	11.6%	8.7%	0.0%	0.0%	**100**
39/40			7:00	8:00	50	***29***	64.4%	10.0%	0.8%	0.8%	0.3%	0.6%	1.1%	0.0%	0.0%	0.6%	0.6%	0.3%	0.6%	0.0%	11.2%	8.3%	0.6%	0.0%	**400**
39/40			8:00	9:00	50	***26***	66.3%	10.3%	0.9%	0.9%	0.3%	0.6%	1.3%	0.0%	0.2%	0.4%	0.4%	0.3%	0.4%	0.0%	8.7%	8.7%	0.3%	0.0%	**650**
39/40			9:00	10:00	50	***27***	63.5%	9.9%	0.9%	0.9%	0.4%	0.6%	1.3%	0.0%	0.2%	0.4%	0.4%	0.4%	0.4%	0.0%	12.4%	8.2%	0.4%	0.0%	**550**
39/40			10:00	11:00	50	***27***	64.4%	9.9%	0.9%	0.9%	0.4%	0.5%	1.3%	0.0%	0.2%	0.4%	0.4%	0.4%	0.4%	0.0%	11.4%	8.3%	0.4%	0.0%	**600**
39/40			11:00	12:00	50	***27***	64.0%	10.0%	0.9%	0.9%	0.4%	0.6%	1.3%	0.0%	0.2%	0.4%	0.4%	0.4%	0.4%	0.0%	11.4%	8.5%	0.4%	0.0%	**500**
39/40			12:00	13:00	50	***28***	63.7%	9.9%	1.1%	1.1%	0.4%	0.6%	1.1%	0.0%	0.2%	0.4%	0.4%	0.4%	0.4%	0.0%	11.3%	8.4%	0.4%	0.0%	**500**
39/40			13:00	14:00	50	***28***	64.9%	9.9%	1.9%	1.9%	0.5%	0.9%	1.9%	0.0%	0.0%	0.7%	0.5%	0.5%	0.5%	0.0%	7.1%	8.3%	0.7%	0.0%	**400**
39/40			14:00	15:00	50	***28***	64.7%	10.0%	1.9%	1.9%	0.4%	1.0%	2.1%	0.0%	0.0%	0.6%	0.4%	0.4%	0.4%	0.0%	7.1%	8.3%	0.6%	0.0%	**500**
39/40			15:00	16:00	50	***28***	64.6%	10.1%	2.0%	2.0%	0.4%	1.0%	2.0%	0.0%	0.0%	0.6%	0.4%	0.4%	0.4%	0.0%	7.2%	8.5%	0.6%	0.0%	**500**
39/40			16:00	17:00	50	***28***	64.6%	10.1%	1.9%	1.9%	0.6%	1.0%	2.1%	0.0%	0.0%	0.6%	0.4%	0.4%	0.4%	0.0%	7.1%	8.4%	0.6%	0.0%	**500**
39/40			17:00	18:00	50	***27***	64.5%	10.0%	1.8%	1.8%	0.7%	0.9%	2.1%	0.0%	0.0%	0.7%	0.5%	0.5%	0.5%	0.0%	7.2%	8.3%	0.5%	0.0%	**600**
39/40			18:00	19:00	50	***27***	63.5%	9.8%	1.7%	1.7%	0.6%	1.0%	1.9%	0.0%	0.0%	0.8%	0.4%	0.4%	0.4%	0.0%	9.1%	8.2%	0.6%	0.0%	**550**
39/40			19:00	20:00	50	***28***	64.8%	9.9%	1.9%	1.9%	0.6%	1.0%	2.1%	0.0%	0.0%	0.6%	0.4%	0.4%	0.4%	0.0%	7.1%	8.3%	0.6%	0.0%	**500**
39/40			20:00	21:00	50	***28***	64.6%	9.8%	2.0%	2.0%	0.5%	1.0%	2.0%	0.0%	0.0%	0.7%	0.5%	0.5%	0.5%	0.0%	7.0%	8.3%	0.7%	0.0%	**400**
39/40			21:00	22:00	50	***29***	64.8%	10.1%	1.9%	1.9%	0.6%	0.9%	1.9%	0.0%	0.0%	0.6%	0.3%	0.3%	0.3%	0.0%	7.3%	8.5%	0.6%	0.0%	**300**
39/40			22:00	23:00	50	***29***	65.1%	10.3%	1.6%	1.6%	0.6%	1.0%	1.9%	0.0%	0.0%	0.6%	0.3%	0.3%	0.3%	0.0%	7.4%	8.3%	0.6%	0.0%	**300**
39/40			23:00	0:00	50	***30***	64.5%	9.9%	1.9%	1.9%	0.8%	0.8%	1.9%	0.0%	0.0%	0.8%	0.4%	0.4%	0.4%	0.0%	7.3%	8.4%	0.8%	0.0%	**300**
41/42	41/42	Po Ping Road	0:00	1:00	50	***30***	72.2%	11.3%	1.7%	1.7%	0.0%	0.9%	2.6%	0.0%	0.0%	0.0%	0.0%	0.0%	0.0%	0.0%	0.0%	9.6%	0.0%	0.0%	**100**
41/42			1:00	2:00	50	***30***	72.4%	11.6%	1.1%	1.1%	0.0%	1.1%	3.1%	0.0%	0.0%	0.0%	0.0%	0.0%	0.0%	0.0%	0.0%	9.6%	0.0%	0.0%	**100**
41/42			2:00	3:00	50	***30***	72.7%	11.5%	1.4%	1.4%	0.0%	1.4%	2.6%	0.0%	0.0%	0.0%	0.0%	0.0%	0.0%	0.0%	0.0%	8.9%	0.0%	0.0%	**100**
41/42			3:00	4:00	50	***30***	71.4%	10.9%	1.8%	1.8%	0.0%	0.0%	3.2%	0.0%	0.0%	0.0%	0.0%	0.0%	0.0%	0.0%	0.0%	10.9%	0.0%	0.0%	**100**
41/42			4:00	5:00	50	***30***	71.9%	10.8%	2.2%	2.2%	0.0%	0.0%	3.8%	0.0%	0.0%	0.0%	0.0%	0.0%	0.0%	0.0%	0.0%	9.2%	0.0%	0.0%	**100**
41/42			5:00	6:00	50	***30***	73.4%	9.9%	2.3%	2.3%	0.0%	0.0%	2.3%	0.0%	0.0%	0.0%	0.0%	0.0%	0.0%	0.0%	0.0%	9.9%	0.0%	0.0%	**100**
41/42			6:00	7:00	50	***30***	72.6%	10.8%	1.2%	1.2%	0.0%	1.2%	3.2%	0.0%	0.0%	0.0%	0.0%	0.0%	0.0%	0.0%	0.0%	9.9%	0.0%	0.0%	**100**
41/42			7:00	8:00	50	***30***	70.4%	10.9%	1.4%	1.4%	0.3%	1.1%	2.2%	0.0%	0.0%	0.7%	0.7%	0.3%	0.7%	0.0%	0.0%	9.4%	0.3%	0.0%	**250**
41/42			8:00	9:00	50	***28***	71.3%	11.1%	1.2%	1.2%	0.4%	0.8%	1.8%	0.0%	0.2%	0.6%	0.6%	0.4%	0.6%	0.0%	0.0%	9.4%	0.4%	0.0%	**450**
41/42			9:00	10:00	50	***29***	70.3%	11.0%	1.5%	1.5%	0.5%	1.0%	2.0%	0.0%	0.2%	0.5%	0.5%	0.5%	0.5%	0.0%	0.0%	9.3%	0.7%	0.0%	**450**
41/42			10:00	11:00	50	***29***	70.4%	11.0%	1.5%	1.5%	0.5%	1.0%	2.0%	0.0%	0.2%	0.5%	0.5%	0.5%	0.5%	0.0%	0.0%	9.3%	0.7%	0.0%	**450**
41/42			11:00	12:00	50	***29***	70.5%	10.9%	1.4%	1.4%	0.5%	0.9%	1.9%	0.0%	0.3%	0.5%	0.5%	0.5%	0.5%	0.0%	0.0%	9.5%	0.7%	0.0%	**400**
41/42			12:00	13:00	50	***29***	69.6%	10.7%	1.7%	1.7%	0.6%	0.9%	2.0%	0.0%	0.3%	0.6%	0.6%	0.6%	0.6%	0.0%	0.0%	9.6%	0.6%	0.0%	**350**
41/42			13:00	14:00	50	***30***	66.8%	10.4%	2.8%	2.8%	0.6%	1.5%	3.1%	0.0%	0.0%	0.6%	0.6%	0.6%	0.6%	0.0%	0.0%	8.6%	0.9%	0.0%	**350**
41/42			14:00	15:00	50	***29***	66.7%	10.5%	2.5%	2.5%	0.8%	1.4%	2.8%	0.0%	0.0%	0.8%	0.8%	0.8%	0.8%	0.0%	0.0%	8.6%	0.8%	0.0%	**350**
41/42			15:00	16:00	50	***29***	66.8%	10.5%	2.6%	2.6%	0.8%	1.3%	2.9%	0.0%	0.0%	0.8%	0.8%	0.8%	0.8%	0.0%	0.0%	8.4%	0.8%	0.0%	**350**
41/42			16:00	17:00	50	***29***	67.1%	10.4%	2.6%	2.6%	0.8%	1.3%	2.8%	0.0%	0.0%	0.8%	0.8%	0.8%	0.8%	0.0%	0.0%	8.7%	0.8%	0.0%	**350**
41/42			17:00	18:00	50	***29***	67.4%	10.5%	2.4%	2.4%	0.7%	1.4%	2.9%	0.0%	0.0%	0.7%	0.7%	0.7%	0.7%	0.0%	0.0%	8.6%	1.0%	0.0%	**450**
41/42			18:00	19:00	50	***29***	68.3%	10.7%	2.3%	2.3%	0.7%	1.3%	2.6%	0.0%	0.0%	0.7%	0.5%	0.5%	0.5%	0.0%	0.0%	8.7%	0.7%	0.0%	**400**
41/42			19:00	20:00	50	***29***	66.8%	10.4%	2.6%	2.6%	0.8%	1.3%	2.9%	0.0%	0.0%	0.8%	0.8%	0.8%	0.8%	0.0%	0.0%	8.8%	0.8%	0.0%	**350**
41/42			20:00	21:00	50	***30***	68.6%	10.8%	2.3%	2.3%	0.7%	1.3%	2.5%	0.0%	0.0%	0.7%	0.3%	0.3%	0.3%	0.0%	0.0%	9.1%	1.0%	0.0%	**300**
41/42			21:00	22:00	50	***30***	67.2%	10.6%	2.6%	2.6%	0.8%	1.3%	3.0%	0.0%	0.0%	0.8%	0.5%	0.5%	0.5%	0.0%	0.0%	8.9%	0.8%	0.0%	**250**
41/42			22:00	23:00	50	***30***	67.6%	10.3%	2.6%	2.6%	0.8%	1.3%	3.1%	0.0%	0.0%	0.8%	0.5%	0.5%	0.5%	0.0%	0.0%	8.6%	0.8%	0.0%	**250**
41/42			23:00	0:00	50	***30***	67.7%	10.4%	2.6%	2.6%	1.1%	1.5%	3.0%	0.0%	0.0%	1.1%	0.5%	0.5%	0.5%	0.0%	0.0%	8.3%	0.5%	0.0%	**200**
43	43	Po Shek Wu Road	0:00	1:00	50	***50***	54.7%	8.4%	4.9%	4.6%	1.8%	2.6%	5.4%	0.7%	0.0%	0.5%	0.4%	0.2%	0.4%	0.0%	6.8%	7.0%	1.6%	0.0%	**550**
43			1:00	2:00	50	***50***	59.2%	9.2%	5.4%	4.9%	1.8%	2.9%	5.8%	0.0%	0.0%	0.5%	0.2%	0.2%	0.5%	0.0%	0.0%	7.6%	1.8%	0.0%	**450**
43			2:00	3:00	50	***50***	59.2%	9.2%	5.4%	4.8%	1.8%	3.0%	6.0%	0.0%	0.0%	0.6%	0.3%	0.3%	0.3%	0.0%	0.0%	7.4%	1.8%	0.0%	**350**
43			3:00	4:00	50	***50***	59.2%	9.2%	5.2%	4.8%	1.8%	2.9%	5.9%	0.0%	0.0%	0.4%	0.4%	0.4%	0.4%	0.0%	0.0%	7.7%	1.8%	0.0%	**250**
43			4:00	5:00	50	***50***	58.9%	8.9%	5.4%	4.9%	1.8%	3.1%	5.8%	0.0%	0.0%	0.5%	0.5%	0.5%	0.5%	0.0%	0.0%	7.6%	1.8%	0.0%	**200**
43			5:00	6:00	50	***50***	54.6%	8.3%	5.0%	4.6%	1.7%	2.5%	5.4%	0.8%	0.0%	0.4%	0.4%	0.4%	0.4%	0.0%	6.7%	7.1%	1.7%	0.0%	**250**
43			6:00	7:00	50	***50***	54.9%	8.5%	4.8%	4.6%	1.7%	2.6%	5.5%	0.7%	0.0%	0.4%	0.2%	0.2%	0.4%	0.0%	6.8%	7.0%	1.7%	0.0%	**450**
43			7:00	8:00	50	***46***	54.7%	8.5%	4.9%	4.5%	1.8%	2.7%	5.4%	0.8%	0.1%	0.5%	0.3%	0.3%	0.3%	0.0%	6.8%	7.0%	1.7%	0.0%	**1,200**
43			8:00	9:00	50	***40***	54.7%	8.5%	4.9%	4.5%	1.8%	2.7%	5.5%	0.7%	0.1%	0.5%	0.3%	0.2%	0.4%	0.0%	6.8%	7.0%	1.6%	0.0%	**1,900**
43			9:00	10:00	50	***40***	54.7%	8.5%	4.9%	4.5%	1.8%	2.7%	5.4%	0.8%	0.1%	0.5%	0.3%	0.2%	0.4%	0.0%	6.8%	7.0%	1.7%	0.0%	**1,850**
43			10:00	11:00	50	***40***	54.7%	8.5%	4.8%	4.5%	1.7%	2.7%	5.4%	0.8%	0.1%	0.5%	0.3%	0.2%	0.4%	0.0%	6.8%	7.0%	1.7%	0.0%	**1,850**
43			11:00	12:00	50	***41***	54.7%	8.5%	4.9%	4.5%	1.7%	2.7%	5.4%	0.7%	0.1%	0.5%	0.3%	0.2%	0.4%	0.0%	6.8%	7.0%	1.7%	0.0%	**1,800**
43			12:00	13:00	50	***43***	54.8%	8.5%	4.9%	4.5%	1.8%	2.7%	5.4%	0.7%	0.1%	0.5%	0.3%	0.2%	0.4%	0.0%	6.8%	7.0%	1.6%	0.0%	**1,550**
43			13:00	14:00	50	***44***	53.8%	8.3%	5.2%	4.9%	1.9%	2.9%	5.8%	0.7%	0.1%	0.4%	0.3%	0.2%	0.4%	0.0%	6.6%	6.9%	1.8%	0.0%	**1,450**
43			14:00	15:00	50	***42***	53.7%	8.3%	5.2%	4.9%	1.9%	2.9%	5.9%	0.7%	0.1%	0.4%	0.3%	0.2%	0.3%	0.0%	6.6%	6.9%	1.8%	0.0%	**1,600**
43			15:00	16:00	50	***42***	53.9%	8.4%	5.3%	4.8%	1.9%	2.9%	5.8%	0.7%	0.1%	0.4%	0.3%	0.2%	0.4%	0.0%	6.6%	6.9%	1.8%	0.0%	**1,700**
43			16:00	17:00	50	***41***	53.8%	8.3%	5.3%	4.9%	1.9%	2.9%	5.8%	0.7%	0.1%	0.4%	0.3%	0.2%	0.4%	0.0%	6.6%	6.9%	1.8%	0.0%	**1,750**
43			17:00	18:00	50	***40***	53.7%	8.3%	5.2%	4.9%	1.9%	2.9%	5.8%	0.7%	0.1%	0.4%	0.3%	0.2%	0.3%	0.0%	6.6%	6.9%	1.8%	0.0%	**1,850**
43			18:00	19:00	50	***38***	53.8%	8.3%	5.2%	4.9%	1.9%	2.9%	5.8%	0.7%	0.1%	0.4%	0.3%	0.2%	0.3%	0.0%	6.6%	6.9%	1.8%	0.0%	**2,100**
43			19:00	20:00	50	***41***	53.8%	8.3%	5.2%	4.9%	1.9%	2.9%	5.8%	0.7%	0.1%	0.4%	0.3%	0.2%	0.4%	0.0%	6.6%	6.9%	1.8%	0.0%	**1,700**
43			20:00	21:00	50	***44***	53.7%	8.3%	5.3%	4.8%	1.9%	2.9%	5.8%	0.7%	0.1%	0.5%	0.3%	0.2%	0.4%	0.0%	6.6%	6.9%	1.8%	0.0%	**1,350**
43			21:00	22:00	50	***47***	53.7%	8.3%	5.2%	4.8%	1.9%	2.8%	5.8%	0.7%	0.1%	0.5%	0.3%	0.2%	0.4%	0.0%	6.6%	6.9%	1.8%	0.0%	**1,050**
43			22:00	23:00	50	***47***	54.0%	8.3%	5.2%	4.8%	1.8%	2.9%	5.8%	0.7%	0.0%	0.4%	0.3%	0.2%	0.3%	0.0%	6.7%	6.9%	1.8%	0.0%	**1,050**
43			23:00	0:00	50	***48***	53.8%	8.4%	5.2%	4.9%	1.9%	2.9%	5.8%	0.7%	0.0%	0.5%	0.2%	0.2%	0.4%	0.0%	6.6%	6.9%	1.7%	0.0%	**850**
44	44	Po Shek Wu Road	0:00	1:00	50	***50***	60.0%	9.4%	3.7%	3.5%	1.3%	2.0%	4.2%	0.9%	0.0%	0.4%	0.4%	0.2%	0.4%	0.0%	4.6%	7.6%	1.3%	0.0%	**450**
44			1:00	2:00	50	***50***	63.7%	9.8%	3.8%	3.6%	1.4%	2.2%	4.4%	0.0%	0.0%	0.6%	0.3%	0.3%	0.6%	0.0%	0.0%	8.2%	1.4%	0.0%	**350**
44			2:00	3:00	50	***50***	63.6%	9.8%	4.0%	3.6%	1.5%	2.2%	4.4%	0.0%	0.0%	0.4%	0.4%	0.4%	0.4%	0.0%	0.0%	8.0%	1.5%	0.0%	**300**
44			3:00	4:00	50	***50***	63.7%	9.9%	4.0%	3.6%	1.4%	2.2%	4.5%	0.0%	0.0%	0.5%	0.5%	0.0%	0.5%	0.0%	0.0%	8.1%	1.4%	0.0%	**200**
44			4:00	5:00	50	***50***	63.4%	9.8%	3.8%	3.8%	1.6%	2.2%	4.4%	0.0%	0.0%	0.6%	0.6%	0.0%	0.6%	0.0%	0.0%	8.2%	1.1%	0.0%	**200**
44			5:00	6:00	50	***50***	59.9%	9.4%	3.7%	3.7%	1.0%	2.1%	4.2%	1.0%	0.0%	0.5%	0.5%	0.0%	0.5%	0.0%	4.7%	7.8%	1.0%	0.0%	**200**
44			6:00	7:00	50	***50***	59.7%	9.2%	3.8%	3.5%	1.4%	2.2%	4.1%	1.1%	0.0%	0.5%	0.3%	0.3%	0.5%	0.0%	4.6%	7.6%	1.4%	0.0%	**350**
44			7:00	8:00	50	***48***	60.0%	9.3%	3.7%	3.5%	1.3%	2.1%	4.1%	0.9%	0.1%	0.5%	0.3%	0.2%	0.4%	0.0%	4.6%	7.8%	1.3%	0.0%	**950**
44			8:00	9:00	50	***44***	60.0%	9.4%	3.7%	3.4%	1.3%	2.1%	4.1%	1.0%	0.1%	0.5%	0.3%	0.2%	0.4%	0.0%	4.6%	7.7%	1.2%	0.0%	**1,450**
44			9:00	10:00	50	***44***	60.0%	9.4%	3.7%	3.4%	1.3%	2.1%	4.1%	1.0%	0.1%	0.5%	0.3%	0.2%	0.4%	0.0%	4.6%	7.7%	1.3%	0.0%	**1,450**
44			10:00	11:00	50	***44***	60.0%	9.4%	3.7%	3.5%	1.3%	2.0%	4.1%	1.0%	0.1%	0.5%	0.3%	0.2%	0.4%	0.0%	4.6%	7.7%	1.3%	0.0%	**1,450**
44			11:00	12:00	50	***44***	59.9%	9.4%	3.7%	3.4%	1.3%	2.0%	4.1%	1.0%	0.1%	0.5%	0.4%	0.2%	0.4%	0.0%	4.6%	7.7%	1.3%	0.0%	**1,450**
44			12:00	13:00	50	***46***	60.0%	9.3%	3.7%	3.4%	1.3%	2.0%	4.2%	1.0%	0.1%	0.5%	0.3%	0.3%	0.4%	0.0%	4.6%	7.7%	1.2%	0.0%	**1,200**
44			13:00	14:00	50	***47***	64.0%	9.9%	2.9%	2.7%	1.0%	1.7%	3.2%	0.8%	0.1%	0.5%	0.4%	0.3%	0.4%	0.0%	3.1%	8.1%	1.0%	0.0%	**1,150**
44			14:00	15:00	50	***46***	64.0%	9.9%	2.9%	2.7%	1.0%	1.7%	3.2%	0.8%	0.1%	0.6%	0.3%	0.2%	0.4%	0.0%	3.1%	8.2%	1.0%	0.0%	**1,300**
44			15:00	16:00	50	***46***	64.0%	9.9%	3.0%	2.7%	1.0%	1.6%	3.3%	0.8%	0.1%	0.5%	0.4%	0.2%	0.4%	0.0%	3.1%	8.1%	1.0%	0.0%	**1,350**
44			16:00	17:00	50	***45***	64.1%	9.9%	3.0%	2.7%	1.0%	1.6%	3.2%	0.8%	0.1%	0.5%	0.4%	0.2%	0.4%	0.0%	3.1%	8.1%	1.0%	0.0%	**1,400**
44			17:00	18:00	50	***44***	64.0%	9.9%	2.9%	2.7%	1.1%	1.6%	3.2%	0.8%	0.1%	0.5%	0.3%	0.2%	0.4%	0.0%	3.1%	8.1%	1.0%	0.0%	**1,500**
44			18:00	19:00	50	***43***	64.1%	9.9%	2.9%	2.7%	1.0%	1.6%	3.2%	0.8%	0.1%	0.5%	0.4%	0.2%	0.4%	0.0%	3.1%	8.1%	1.0%	0.0%	**1,750**
44			19:00	20:00	50	***45***	64.0%	9.9%	2.9%	2.6%	1.0%	1.6%	3.2%	0.8%	0.1%	0.5%	0.4%	0.2%	0.4%	0.0%	3.1%	8.1%	1.0%	0.0%	**1,350**
44			20:00	21:00	50	***48***	64.0%	9.9%	3.0%	2.7%	1.0%	1.6%	3.2%	0.8%	0.1%	0.6%	0.4%	0.2%	0.4%	0.0%	3.2%	8.1%	1.0%	0.0%	**1,100**
44			21:00	22:00	50	***49***	64.1%	9.9%	3.0%	2.6%	1.1%	1.7%	3.3%	0.8%	0.0%	0.5%	0.4%	0.2%	0.4%	0.0%	3.1%	8.2%	0.9%	0.0%	**850**
44			22:00	23:00	50	***49***	64.0%	10.0%	3.0%	2.6%	1.1%	1.6%	3.2%	0.8%	0.0%	0.5%	0.4%	0.2%	0.4%	0.0%	3.1%	8.2%	1.0%	0.0%	**850**
44			23:00	0:00	50	***50***	64.2%	9.9%	2.9%	2.6%	1.0%	1.6%	3.2%	0.9%	0.0%	0.6%	0.3%	0.3%	0.4%	0.0%	3.0%	8.1%	1.0%	0.0%	**700**
45	45	Fanling Highway Slip Road	0:00	1:00	100	***98***	61.3%	9.7%	4.4%	4.0%	1.6%	2.4%	4.8%	0.0%	0.0%	0.4%	0.4%	0.4%	0.4%	0.0%	0.8%	7.7%	1.6%	0.0%	**250**
45			1:00	2:00	100	***98***	62.6%	9.7%	4.4%	3.9%	1.5%	2.4%	4.9%	0.0%	0.0%	0.5%	0.5%	0.0%	0.5%	0.0%	0.0%	7.8%	1.5%	0.0%	**200**
45			2:00	3:00	100	***99***	61.8%	9.6%	4.5%	3.8%	1.9%	2.6%	5.1%	0.0%	0.0%	0.6%	0.6%	0.0%	0.6%	0.0%	0.0%	7.6%	1.3%	0.0%	**150**
45			3:00	4:00	100	***99***	61.9%	9.5%	4.8%	4.0%	1.6%	2.4%	4.8%	0.0%	0.0%	0.8%	0.0%	0.0%	0.8%	0.0%	0.0%	7.9%	1.6%	0.0%	**150**
45			4:00	5:00	100	***99***	61.5%	9.6%	4.8%	3.9%	1.9%	2.9%	4.8%	0.0%	0.0%	1.0%	0.0%	0.0%	0.0%	0.0%	0.0%	7.7%	1.9%	0.0%	**100**
45			5:00	6:00	100	***99***	61.0%	9.5%	4.8%	3.8%	1.9%	2.9%	4.8%	0.0%	0.0%	1.0%	0.0%	0.0%	0.0%	0.0%	1.0%	7.6%	1.9%	0.0%	**100**
45			6:00	7:00	100	***98***	61.0%	9.5%	4.5%	4.0%	1.5%	2.5%	5.0%	0.0%	0.0%	0.5%	0.5%	0.0%	0.5%	0.0%	1.0%	8.0%	1.5%	0.0%	**200**
45			7:00	8:00	100	***95***	61.0%	9.6%	4.4%	4.0%	1.5%	2.5%	4.8%	0.0%	0.2%	0.6%	0.4%	0.2%	0.4%	0.0%	1.0%	7.9%	1.5%	0.0%	**500**
45			8:00	9:00	100	***89***	61.2%	9.5%	4.5%	4.0%	1.6%	2.4%	4.8%	0.0%	0.1%	0.6%	0.3%	0.2%	0.5%	0.0%	0.9%	7.8%	1.5%	0.0%	**850**
45			9:00	10:00	100	***91***	61.1%	9.5%	4.5%	4.0%	1.6%	2.4%	4.8%	0.0%	0.1%	0.6%	0.4%	0.3%	0.5%	0.0%	0.9%	7.8%	1.5%	0.0%	**800**
45			10:00	11:00	100	***91***	61.1%	9.5%	4.5%	4.0%	1.6%	2.4%	4.9%	0.0%	0.1%	0.6%	0.4%	0.3%	0.5%	0.0%	0.9%	7.9%	1.5%	0.0%	**800**
45			11:00	12:00	100	***91***	61.1%	9.5%	4.5%	4.0%	1.5%	2.5%	4.9%	0.0%	0.1%	0.5%	0.4%	0.3%	0.5%	0.0%	0.9%	7.9%	1.4%	0.0%	**800**
45			12:00	13:00	100	***94***	61.1%	9.5%	4.5%	4.1%	1.7%	2.4%	4.8%	0.0%	0.2%	0.6%	0.3%	0.3%	0.5%	0.0%	0.9%	7.8%	1.5%	0.0%	**650**
45			13:00	14:00	100	***95***	61.9%	9.6%	4.1%	3.7%	1.6%	2.2%	4.5%	0.0%	0.2%	0.6%	0.3%	0.2%	0.3%	0.0%	1.4%	8.0%	1.4%	0.0%	**650**
45			14:00	15:00	100	***93***	62.1%	9.5%	4.1%	3.8%	1.6%	2.2%	4.5%	0.0%	0.1%	0.6%	0.3%	0.3%	0.3%	0.0%	1.5%	8.0%	1.3%	0.0%	**700**
45			15:00	16:00	100	***92***	62.0%	9.6%	4.1%	3.7%	1.5%	2.2%	4.5%	0.0%	0.1%	0.6%	0.4%	0.3%	0.4%	0.0%	1.4%	7.9%	1.4%	0.0%	**750**
45			16:00	17:00	100	***92***	62.0%	9.5%	4.1%	3.7%	1.5%	2.3%	4.5%	0.0%	0.1%	0.5%	0.4%	0.3%	0.4%	0.0%	1.5%	7.9%	1.3%	0.0%	**750**
45			17:00	18:00	100	***90***	62.1%	9.6%	4.0%	3.7%	1.5%	2.2%	4.5%	0.0%	0.1%	0.6%	0.4%	0.3%	0.4%	0.0%	1.4%	8.0%	1.4%	0.0%	**800**
45			18:00	19:00	100	***90***	62.1%	9.6%	4.1%	3.7%	1.5%	2.2%	4.4%	0.0%	0.1%	0.6%	0.4%	0.2%	0.4%	0.0%	1.4%	7.9%	1.4%	0.0%	**850**
45			19:00	20:00	100	***92***	62.1%	9.6%	4.0%	3.8%	1.5%	2.2%	4.5%	0.0%	0.1%	0.5%	0.4%	0.3%	0.4%	0.0%	1.4%	8.0%	1.4%	0.0%	**750**
45			20:00	21:00	100	***95***	62.1%	9.6%	4.1%	3.8%	1.5%	2.2%	4.4%	0.0%	0.2%	0.5%	0.3%	0.2%	0.3%	0.0%	1.4%	8.0%	1.4%	0.0%	**600**
45			21:00	22:00	100	***96***	62.0%	9.5%	4.1%	3.7%	1.5%	2.2%	4.6%	0.0%	0.2%	0.7%	0.4%	0.2%	0.4%	0.0%	1.3%	7.8%	1.3%	0.0%	**450**
45			22:00	23:00	100	***96***	61.9%	9.5%	4.2%	3.7%	1.5%	2.2%	4.4%	0.0%	0.2%	0.7%	0.4%	0.2%	0.4%	0.0%	1.3%	7.9%	1.3%	0.0%	**450**
45			23:00	0:00	100	***97***	62.3%	9.6%	4.0%	3.7%	1.6%	2.1%	4.6%	0.0%	0.0%	0.5%	0.3%	0.3%	0.3%	0.0%	1.3%	8.0%	1.3%	0.0%	**350**

2029 Construction	Link ID	Road Section	1-hour interval Start	End	Speed Limit (km/hr)	Travel Speed (km/hr)	PC	TAXI	LGV3	LGV4	LGV6	HGV7	HGV8	PLB	PV4	PV5	NFB6	NFB7	NFB8	FBSD	FBDD	MC	HGV9	NFB9	Traffic Flows (veh/hr)
46	46	Fanling Highway Slip Road	0:00	1:00	100	***97***	62.3%	9.7%	4.4%	4.1%	1.8%	2.3%	4.7%	0.0%	0.0%	0.6%	0.3%	0.3%	0.3%	0.0%	0.0%	7.9%	1.5%	0.0%	**350**
46			1:00	2:00	100	***98***	62.2%	9.6%	4.5%	4.1%	1.7%	2.4%	4.8%	0.0%	0.0%	0.3%	0.3%	0.3%	0.3%	0.0%	0.0%	7.9%	1.4%	0.0%	**300**
46			2:00	3:00	100	***98***	62.1%	9.6%	4.1%	4.1%	1.8%	2.3%	5.0%	0.0%	0.0%	0.5%	0.5%	0.5%	0.5%	0.0%	0.0%	7.8%	1.4%	0.0%	**200**
46			3:00	4:00	100	***98***	62.2%	9.6%	4.5%	4.0%	1.7%	2.3%	4.5%	0.0%	0.0%	0.6%	0.6%	0.0%	0.6%	0.0%	0.0%	7.9%	1.7%	0.0%	**200**
46			4:00	5:00	100	***99***	62.9%	9.8%	4.2%	4.2%	1.4%	2.1%	4.9%	0.0%	0.0%	0.7%	0.0%	0.0%	0.7%	0.0%	0.0%	7.7%	1.4%	0.0%	**150**
46			5:00	6:00	100	***99***	62.7%	9.9%	4.2%	4.2%	1.4%	2.1%	4.9%	0.0%	0.0%	0.7%	0.0%	0.0%	0.7%	0.0%	0.0%	7.8%	1.4%	0.0%	**150**
46			6:00	7:00	100	***98***	62.3%	9.8%	4.4%	4.0%	1.5%	2.5%	4.7%	0.0%	0.0%	0.4%	0.4%	0.4%	0.4%	0.0%	0.0%	8.0%	1.5%	0.0%	**300**
46			7:00	8:00	100	***93***	62.3%	9.7%	4.4%	3.9%	1.7%	2.4%	4.8%	0.0%	0.1%	0.6%	0.3%	0.3%	0.4%	0.0%	0.0%	7.9%	1.4%	0.0%	**700**
46			8:00	9:00	100	***82***	62.3%	9.7%	4.3%	4.0%	1.6%	2.4%	4.8%	0.0%	0.1%	0.5%	0.3%	0.3%	0.4%	0.0%	0.0%	7.9%	1.4%	0.0%	**1,200**
46			9:00	10:00	100	***84***	62.2%	9.7%	4.3%	4.0%	1.6%	2.4%	4.7%	0.0%	0.1%	0.6%	0.4%	0.3%	0.5%	0.0%	0.0%	7.9%	1.5%	0.0%	**1,100**
46			10:00	11:00	100	***84***	62.2%	9.7%	4.4%	4.0%	1.6%	2.4%	4.7%	0.0%	0.1%	0.5%	0.4%	0.3%	0.5%	0.0%	0.0%	7.9%	1.5%	0.0%	**1,100**
46			11:00	12:00	100	***85***	62.3%	9.7%	4.3%	4.0%	1.6%	2.4%	4.8%	0.0%	0.1%	0.5%	0.4%	0.3%	0.5%	0.0%	0.0%	7.9%	1.4%	0.0%	**1,050**
46			12:00	13:00	100	***88***	62.2%	9.7%	4.4%	3.9%	1.6%	2.4%	4.8%	0.0%	0.1%	0.6%	0.3%	0.2%	0.4%	0.0%	0.0%	7.9%	1.4%	0.0%	**900**
46			13:00	14:00	100	***90***	65.6%	10.2%	3.4%	3.0%	1.2%	1.9%	3.6%	0.0%	0.1%	0.6%	0.4%	0.2%	0.5%	0.0%	0.0%	8.3%	1.2%	0.0%	**850**
46			14:00	15:00	100	***88***	65.8%	10.2%	3.4%	3.1%	1.2%	1.8%	3.6%	0.0%	0.1%	0.6%	0.3%	0.2%	0.4%	0.0%	0.0%	8.3%	1.2%	0.0%	**950**
46			15:00	16:00	100	***87***	65.7%	10.1%	3.4%	3.0%	1.2%	1.8%	3.7%	0.0%	0.1%	0.6%	0.3%	0.3%	0.4%	0.0%	0.0%	8.4%	1.1%	0.0%	**1,000**
46			16:00	17:00	100	***86***	65.7%	10.2%	3.4%	3.0%	1.2%	1.8%	3.7%	0.0%	0.1%	0.6%	0.3%	0.3%	0.4%	0.0%	0.0%	8.4%	1.1%	0.0%	**1,050**
46			17:00	18:00	100	***85***	65.7%	10.2%	3.3%	3.0%	1.2%	1.9%	3.7%	0.0%	0.1%	0.6%	0.4%	0.3%	0.5%	0.0%	0.0%	8.3%	1.1%	0.0%	**1,100**
46			18:00	19:00	100	***83***	65.7%	10.2%	3.3%	3.0%	1.2%	1.8%	3.7%	0.0%	0.1%	0.6%	0.3%	0.3%	0.4%	0.0%	0.0%	8.3%	1.1%	0.0%	**1,200**
46			19:00	20:00	100	***87***	65.7%	10.2%	3.3%	3.0%	1.2%	1.9%	3.7%	0.0%	0.1%	0.6%	0.3%	0.3%	0.4%	0.0%	0.0%	8.3%	1.1%	0.0%	**1,000**
46			20:00	21:00	100	***92***	65.8%	10.2%	3.4%	3.0%	1.1%	1.9%	3.6%	0.0%	0.1%	0.6%	0.4%	0.3%	0.4%	0.0%	0.0%	8.3%	1.1%	0.0%	**800**
46			21:00	22:00	100	***95***	65.6%	10.1%	3.3%	3.0%	1.1%	1.9%	3.6%	0.0%	0.2%	0.6%	0.3%	0.3%	0.5%	0.0%	0.0%	8.4%	1.1%	0.0%	**650**
46			22:00	23:00	100	***95***	65.5%	10.1%	3.4%	3.0%	1.1%	1.8%	3.7%	0.0%	0.2%	0.6%	0.3%	0.3%	0.5%	0.0%	0.0%	8.3%	1.1%	0.0%	**600**
46			23:00	0:00	100	***96***	65.8%	10.3%	3.3%	2.9%	1.2%	1.8%	3.7%	0.0%	0.0%	0.6%	0.4%	0.2%	0.4%	0.0%	0.0%	8.4%	1.2%	0.0%	**500**
47	47	Fanling Highway Slip Road	0:00	1:00	100	***98***	59.5%	9.3%	3.5%	2.9%	1.2%	1.7%	4.1%	0.0%	0.0%	0.6%	0.6%	0.0%	0.6%	0.0%	7.5%	7.5%	1.2%	0.0%	**150**
47			1:00	2:00	100	***99***	64.0%	10.3%	3.7%	2.9%	1.5%	2.2%	3.7%	0.0%	0.0%	0.7%	0.7%	0.0%	0.7%	0.0%	0.0%	8.1%	1.5%	0.0%	**150**
47			2:00	3:00	100	***99***	65.4%	9.9%	4.0%	3.0%	1.0%	2.0%	5.0%	0.0%	0.0%	1.0%	0.0%	0.0%	0.0%	0.0%	0.0%	7.9%	1.0%	0.0%	**100**
47			3:00	4:00	100	***99***	65.4%	9.9%	3.7%	3.7%	1.2%	2.5%	3.7%	0.0%	0.0%	0.0%	0.0%	0.0%	0.0%	0.0%	0.0%	8.6%	1.2%	0.0%	**100**
47			4:00	5:00	100	***99***	65.2%	10.6%	3.0%	3.0%	1.5%	1.5%	4.6%	0.0%	0.0%	0.0%	0.0%	0.0%	0.0%	0.0%	0.0%	9.1%	1.5%	0.0%	**50**
47			5:00	6:00	100	***99***	60.6%	9.9%	2.8%	2.8%	1.4%	1.4%	4.2%	0.0%	0.0%	0.0%	0.0%	0.0%	0.0%	0.0%	7.0%	8.5%	1.4%	0.0%	**50**
47			6:00	7:00	100	***99***	60.1%	9.4%	3.6%	2.9%	1.5%	1.5%	3.6%	0.0%	0.0%	0.7%	0.0%	0.0%	0.0%	0.0%	7.3%	8.0%	1.5%	0.0%	**150**
47			7:00	8:00	100	***97***	59.6%	9.2%	3.3%	3.1%	1.4%	1.7%	3.9%	0.0%	0.3%	0.6%	0.3%	0.3%	0.3%	0.0%	7.2%	7.8%	1.1%	0.0%	**350**
47			8:00	9:00	100	***95***	59.6%	9.3%	3.4%	3.0%	1.3%	1.8%	3.8%	0.0%	0.2%	0.5%	0.4%	0.2%	0.4%	0.0%	7.3%	7.7%	1.3%	0.0%	**550**
47			9:00	10:00	100	***95***	59.4%	9.2%	3.4%	3.1%	1.3%	1.8%	3.8%	0.0%	0.2%	0.5%	0.4%	0.2%	0.4%	0.0%	7.4%	7.8%	1.3%	0.0%	**550**
47			10:00	11:00	100	***95***	59.4%	9.3%	3.4%	3.1%	1.3%	1.8%	3.8%	0.0%	0.2%	0.5%	0.4%	0.2%	0.4%	0.0%	7.4%	7.7%	1.3%	0.0%	**550**
47			11:00	12:00	100	***95***	59.6%	9.3%	3.3%	3.0%	1.3%	1.9%	3.9%	0.0%	0.2%	0.6%	0.4%	0.2%	0.4%	0.0%	7.4%	7.6%	1.1%	0.0%	**550**
47			12:00	13:00	100	***96***	59.5%	9.3%	3.5%	3.0%	1.3%	1.7%	3.9%	0.0%	0.2%	0.4%	0.4%	0.2%	0.4%	0.0%	7.4%	7.6%	1.1%	0.0%	**450**
47			13:00	14:00	100	***96***	67.4%	10.3%	1.6%	1.6%	0.7%	0.9%	1.8%	0.0%	0.2%	0.7%	0.2%	0.2%	0.5%	0.0%	4.6%	8.5%	0.7%	0.0%	**450**
47			14:00	15:00	100	***96***	67.6%	10.4%	1.7%	1.5%	0.6%	0.8%	1.9%	0.0%	0.2%	0.6%	0.2%	0.2%	0.4%	0.0%	4.6%	8.6%	0.6%	0.0%	**500**
47			15:00	16:00	100	***96***	67.2%	10.4%	1.8%	1.6%	0.6%	1.0%	2.0%	0.0%	0.2%	0.6%	0.4%	0.4%	0.4%	0.0%	4.5%	8.5%	0.6%	0.0%	**500**
47			16:00	17:00	100	***96***	67.3%	10.5%	1.7%	1.5%	0.6%	1.0%	1.9%	0.0%	0.2%	0.6%	0.4%	0.4%	0.4%	0.0%	4.6%	8.6%	0.6%	0.0%	**550**
47			17:00	18:00	100	***95***	67.1%	10.4%	1.8%	1.6%	0.7%	0.9%	1.9%	0.0%	0.2%	0.7%	0.4%	0.4%	0.5%	0.0%	4.6%	8.5%	0.5%	0.0%	**550**
47			18:00	19:00	100	***95***	67.3%	10.4%	1.7%	1.6%	0.6%	0.9%	1.9%	0.0%	0.2%	0.6%	0.3%	0.3%	0.5%	0.0%	4.5%	8.6%	0.6%	0.0%	**650**
47			19:00	20:00	100	***96***	67.3%	10.5%	1.7%	1.6%	0.6%	1.0%	1.9%	0.0%	0.2%	0.6%	0.4%	0.4%	0.4%	0.0%	4.5%	8.5%	0.6%	0.0%	**500**
47			20:00	21:00	100	***97***	67.2%	10.5%	1.7%	1.5%	0.7%	1.0%	2.0%	0.0%	0.2%	0.7%	0.2%	0.2%	0.5%	0.0%	4.4%	8.6%	0.5%	0.0%	**400**
47			21:00	22:00	100	***97***	67.8%	10.4%	1.6%	1.6%	0.6%	1.0%	1.9%	0.0%	0.0%	0.6%	0.3%	0.3%	0.3%	0.0%	4.4%	8.5%	0.6%	0.0%	**300**
47			22:00	23:00	100	***97***	67.4%	10.5%	1.6%	1.6%	0.6%	1.0%	1.9%	0.0%	0.0%	0.6%	0.3%	0.3%	0.3%	0.0%	4.5%	8.6%	0.6%	0.0%	**300**
47			23:00	0:00	100	***98***	67.7%	10.4%	1.5%	1.5%	0.8%	0.8%	1.9%	0.0%	0.0%	0.8%	0.4%	0.4%	0.4%	0.0%	4.6%	8.5%	0.4%	0.0%	**250**
48	48	Fanling Highway Slip Road	0:00	1:00	100	***98***	55.9%	8.5%	4.8%	4.3%	1.8%	2.5%	5.3%	0.0%	0.0%	0.5%	0.3%	0.3%	0.5%	0.0%	7.0%	7.0%	1.5%	0.0%	**400**
48			1:00	2:00	100	***98***	59.8%	9.2%	5.1%	4.8%	1.9%	2.9%	5.7%	0.0%	0.0%	0.6%	0.3%	0.3%	0.3%	0.0%	0.0%	7.6%	1.6%	0.0%	**300**
48			2:00	3:00	100	***99***	59.9%	9.3%	5.1%	4.6%	1.7%	3.0%	5.5%	0.0%	0.0%	0.4%	0.4%	0.4%	0.4%	0.0%	0.0%	7.6%	1.7%	0.0%	**250**
48			3:00	4:00	100	***99***	59.6%	9.3%	5.2%	4.7%	2.1%	2.6%	5.7%	0.0%	0.0%	0.5%	0.5%	0.0%	0.5%	0.0%	0.0%	7.8%	1.6%	0.0%	**200**
48			4:00	5:00	100	***99***	59.5%	9.5%	5.1%	4.4%	1.9%	2.5%	5.7%	0.0%	0.0%	0.6%	0.6%	0.0%	0.6%	0.0%	0.0%	7.6%	1.9%	0.0%	**150**
48			5:00	6:00	100	***99***	55.7%	8.4%	4.8%	4.2%	1.8%	2.4%	4.8%	0.0%	0.0%	0.6%	0.6%	0.0%	0.6%	0.0%	7.2%	7.2%	1.8%	0.0%	**150**
48			6:00	7:00	100	***98***	55.7%	8.7%	4.6%	4.3%	1.9%	2.5%	5.3%	0.0%	0.0%	0.3%	0.3%	0.3%	0.3%	0.0%	7.1%	7.1%	1.6%	0.0%	**300**
48			7:00	8:00	100	***95***	55.5%	8.6%	4.8%	4.3%	1.8%	2.6%	5.2%	0.0%	0.1%	0.5%	0.4%	0.2%	0.4%	0.0%	7.0%	7.0%	1.6%	0.0%	**850**
48			8:00	9:00	100	***88***	55.6%	8.6%	4.8%	4.3%	1.8%	2.6%	5.2%	0.0%	0.1%	0.5%	0.3%	0.2%	0.4%	0.0%	7.1%	7.1%	1.6%	0.0%	**1,300**
48			9:00	10:00	100	***89***	55.6%	8.6%	4.8%	4.4%	1.7%	2.6%	5.2%	0.0%	0.1%	0.5%	0.3%	0.2%	0.4%	0.0%	7.1%	7.1%	1.6%	0.0%	**1,300**
48			10:00	11:00	100	***89***	55.6%	8.6%	4.8%	4.3%	1.8%	2.6%	5.2%	0.0%	0.1%	0.5%	0.3%	0.2%	0.4%	0.0%	7.0%	7.0%	1.6%	0.0%	**1,300**
48			11:00	12:00	100	***89***	55.5%	8.6%	4.8%	4.3%	1.8%	2.6%	5.3%	0.0%	0.1%	0.5%	0.3%	0.2%	0.4%	0.0%	7.1%	7.1%	1.6%	0.0%	**1,250**
48			12:00	13:00	100	***92***	55.6%	8.6%	4.8%	4.3%	1.8%	2.6%	5.2%	0.0%	0.1%	0.5%	0.3%	0.2%	0.4%	0.0%	7.1%	7.1%	1.6%	0.0%	**1,050**
48			13:00	14:00	100	***93***	53.6%	8.3%	5.4%	4.9%	2.0%	3.0%	5.9%	0.0%	0.1%	0.5%	0.3%	0.2%	0.3%	0.0%	6.8%	6.8%	1.9%	0.0%	**1,000**
48			14:00	15:00	100	***91***	53.7%	8.3%	5.4%	4.9%	2.0%	3.0%	6.0%	0.0%	0.1%	0.5%	0.3%	0.2%	0.4%	0.0%	6.8%	6.8%	1.9%	0.0%	**1,100**
48			15:00	16:00	100	***90***	53.6%	8.3%	5.4%	4.9%	1.9%	3.0%	6.0%	0.0%	0.1%	0.5%	0.3%	0.2%	0.3%	0.0%	6.9%	6.9%	1.9%	0.0%	**1,200**
48			16:00	17:00	100	***89***	53.7%	8.3%	5.4%	4.9%	2.0%	3.0%	6.0%	0.0%	0.1%	0.5%	0.3%	0.2%	0.3%	0.0%	6.8%	6.8%	1.9%	0.0%	**1,200**
48			17:00	18:00	100	***88***	53.6%	8.3%	5.4%	4.9%	2.0%	3.0%	6.0%	0.0%	0.1%	0.5%	0.3%	0.2%	0.3%	0.0%	6.8%	6.8%	1.8%	0.0%	**1,300**
48			18:00	19:00	100	***85***	53.6%	8.3%	5.4%	4.9%	2.0%	3.0%	6.0%	0.0%	0.1%	0.5%	0.3%	0.2%	0.3%	0.0%	6.8%	6.8%	1.8%	0.0%	**1,500**
48			19:00	20:00	100	***90***	53.6%	8.3%	5.4%	4.9%	2.0%	3.0%	6.0%	0.0%	0.1%	0.5%	0.3%	0.2%	0.3%	0.0%	6.8%	6.8%	1.8%	0.0%	**1,200**
48			20:00	21:00	100	***94***	53.6%	8.3%	5.4%	5.0%	2.0%	3.0%	6.0%	0.0%	0.1%	0.4%	0.3%	0.2%	0.3%	0.0%	6.8%	6.8%	1.8%	0.0%	**950**
48			21:00	22:00	100	***95***	53.4%	8.3%	5.4%	5.0%	2.0%	3.0%	5.9%	0.0%	0.1%	0.5%	0.3%	0.3%	0.4%	0.0%	6.8%	6.8%	1.9%	0.0%	**750**
48			22:00	23:00	100	***96***	53.7%	8.4%	5.5%	4.9%	1.9%	3.0%	6.0%	0.0%	0.0%	0.4%	0.3%	0.1%	0.3%	0.0%	6.9%	6.9%	1.8%	0.0%	**750**
48			23:00	0:00	100	***96***	53.6%	8.3%	5.5%	5.0%	2.0%	3.0%	6.1%	0.0%	0.0%	0.5%	0.3%	0.2%	0.3%	0.0%	6.8%	6.8%	1.8%	0.0%	**600**
49	49	Fanling Highway EB	0:00	1:00	100	***97***	61.5%	9.5%	4.2%	3.9%	1.5%	2.3%	4.6%	0.0%	0.1%	0.5%	0.3%	0.3%	0.3%	0.0%	1.7%	7.9%	1.4%	0.0%	**1,150**
49			1:00	2:00	100	***97***	62.6%	9.7%	4.2%	3.9%	1.5%	2.4%	4.7%	0.0%	0.1%	0.5%	0.3%	0.2%	0.4%	0.0%	0.0%	8.0%	1.4%	0.0%	**950**
49			2:00	3:00	100	***98***	62.7%	9.7%	4.2%	3.8%	1.5%	2.3%	4.7%	0.0%	0.1%	0.6%	0.3%	0.3%	0.4%	0.0%	0.0%	7.9%	1.5%	0.0%	**750**
49			3:00	4:00	100	***98***	62.7%	9.7%	4.2%	3.9%	1.5%	2.4%	4.8%	0.0%	0.2%	0.5%	0.3%	0.2%	0.3%	0.0%	0.0%	8.0%	1.4%	0.0%	**600**
49			4:00	5:00	100	***99***	62.6%	9.7%	4.3%	3.9%	1.4%	2.3%	4.7%	0.0%	0.0%	0.6%	0.4%	0.2%	0.4%	0.0%	0.0%	8.0%	1.4%	0.0%	**500**
49			5:00	6:00	100	***99***	61.7%	9.5%	4.1%	3.9%	1.4%	2.3%	4.5%	0.0%	0.0%	0.6%	0.4%	0.2%	0.4%	0.0%	1.7%	7.8%	1.4%	0.0%	**500**
49			6:00	7:00	100	***97***	61.4%	9.6%	4.1%	3.8%	1.5%	2.3%	4.7%	0.0%	0.1%	0.5%	0.3%	0.2%	0.4%	0.0%	1.7%	7.9%	1.4%	0.0%	**950**
49			7:00	8:00	100	***92***	61.5%	9.5%	4.2%	3.8%	1.5%	2.3%	4.6%	0.0%	0.1%	0.5%	0.3%	0.2%	0.4%	0.0%	1.7%	7.8%	1.4%	0.0%	**2,450**
49			8:00	9:00	100	***79***	61.5%	9.5%	4.2%	3.8%	1.5%	2.3%	4.6%	0.0%	0.1%	0.6%	0.3%	0.2%	0.4%	0.0%	1.7%	7.9%	1.4%	0.0%	**4,150**
49			9:00	10:00	100	***82***	61.5%	9.5%	4.2%	3.8%	1.5%	2.3%	4.6%	0.0%	0.1%	0.6%	0.3%	0.2%	0.4%	0.0%	1.7%	7.8%	1.4%	0.0%	**3,750**
49			10:00	11:00	100	***82***	61.5%	9.5%	4.2%	3.8%	1.5%	2.3%	4.6%	0.0%	0.1%	0.6%	0.3%	0.2%	0.4%	0.0%	1.7%	7.9%	1.4%	0.0%	**3,750**
49			11:00	12:00	100	***83***	61.5%	9.5%	4.2%	3.8%	1.5%	2.3%	4.6%	0.0%	0.1%	0.6%	0.3%	0.2%	0.4%	0.0%	1.7%	7.9%	1.4%	0.0%	**3,650**
49			12:00	13:00	100	***87***	61.5%	9.5%	4.2%	3.8%	1.5%	2.3%	4.6%	0.0%	0.1%	0.6%	0.3%	0.2%	0.4%	0.0%	1.7%	7.9%	1.4%	0.0%	**3,100**
49			13:00	14:00	100	***88***	61.6%	9.6%	4.1%	3.8%	1.5%	2.3%	4.6%	0.0%	0.1%	0.5%	0.3%	0.2%	0.4%	0.0%	1.9%	7.9%	1.4%	0.0%	**2,950**
49			14:00	15:00	100	***86***	61.6%	9.5%	4.1%	3.8%	1.5%	2.3%	4.6%	0.0%	0.1%	0.5%	0.3%	0.2%	0.4%	0.0%	1.9%	7.9%	1.4%	0.0%	**3,250**
49			15:00	16:00	100	***84***	61.6%	9.6%	4.1%	3.8%	1.5%	2.3%	4.6%	0.0%	0.1%	0.5%	0.3%	0.2%	0.4%	0.0%	1.9%	7.9%	1.4%	0.0%	**3,450**
49			16:00	17:00	100	***84***	61.6%	9.6%	4.1%	3.8%	1.5%	2.3%	4.5%	0.0%	0.1%	0.5%	0.3%	0.2%	0.4%	0.0%	1.9%	7.9%	1.4%	0.0%	**3,550**
49			17:00	18:00	100	***82***	61.6%	9.5%	4.1%	3.8%	1.5%	2.3%	4.6%	0.0%	0.1%	0.5%	0.3%	0.2%	0.4%	0.0%	1.9%	7.9%	1.4%	0.0%	**3,850**
49			18:00	19:00	100	***81***	61.6%	9.5%	4.1%	3.8%	1.5%	2.3%	4.6%	0.0%	0.1%	0.5%	0.3%	0.2%	0.4%	0.0%	1.9%	7.9%	1.4%	0.0%	**3,950**
49			19:00	20:00	100	***84***	61.6%	9.5%	4.1%	3.8%	1.5%	2.3%	4.6%	0.0%	0.1%	0.5%	0.3%	0.2%	0.4%	0.0%	1.9%	7.9%	1.4%	0.0%	**3,500**
49			20:00	21:00	100	***89***	61.6%	9.5%	4.1%	3.8%	1.5%	2.3%	4.6%	0.0%	0.1%	0.5%	0.3%	0.2%	0.4%	0.0%	1.9%	7.9%	1.4%	0.0%	**2,750**
49			21:00	22:00	100	***94***	61.6%	9.5%	4.1%	3.8%	1.5%	2.3%	4.6%	0.0%	0.1%	0.6%	0.3%	0.2%	0.4%	0.0%	1.9%	7.9%	1.4%	0.0%	**2,150**
49			22:00	23:00	100	***94***	61.6%	9.6%	4.1%	3.8%	1.5%	2.3%	4.6%	0.0%	0.1%	0.5%	0.3%	0.2%	0.4%	0.0%	1.9%	7.9%	1.4%	0.0%	**2,150**
49			23:00	0:00	100	***95***	61.6%	9.5%	4.1%	3.8%	1.5%	2.3%	4.5%	0.0%	0.1%	0.5%	0.3%	0.2%	0.4%	0.0%	1.9%	7.9%	1.4%	0.0%	**1,750**
50	50	Fanling Highway WB	0:00	1:00	100	***97***	62.1%	9.6%	4.1%	3.7%	1.5%	2.2%	4.5%	0.0%	0.1%	0.6%	0.3%	0.2%	0.4%	0.0%	1.4%	8.0%	1.4%	0.0%	**1,250**
50			1:00	2:00	100	***97***	62.9%	9.8%	4.1%	3.8%	1.5%	2.3%	4.6%	0.0%	0.1%	0.6%	0.3%	0.2%	0.4%	0.0%	0.0%	8.1%	1.4%	0.0%	**1,050**
50			2:00	3:00	100	***98***	63.0%	9.7%	4.1%	3.8%	1.5%	2.3%	4.6%	0.0%	0.1%	0.5%	0.4%	0.3%	0.4%	0.0%	0.0%	8.1%	1.4%	0.0%	**800**
50			3:00	4:00	100	***98***	63.1%	9.9%	4.1%	3.8%	1.6%	2.2%	4.5%	0.0%	0.2%	0.6%	0.3%	0.2%	0.3%	0.0%	0.0%	8.0%	1.4%	0.0%	**650**
50			4:00	5:00	100	***99***	63.1%	9.7%	4.2%	3.8%	1.5%	2.3%	4.6%	0.0%	0.0%	0.6%	0.4%	0.2%	0.4%	0.0%	0.0%	8.0%	1.3%	0.0%	**550**
50			5:00	6:00	100	***99***	62.1%	9.7%	4.0%	3.8%	1.5%	2.3%	4.6%	0.0%	0.0%	0.6%	0.4%	0.2%	0.4%	0.0%	1.3%	8.0%	1.3%	0.0%	**550**
50			6:00	7:00	100	***97***	62.0%	9.7%	4.0%	3.7%	1.5%	2.3%	4.5%	0.0%	0.1%	0.6%	0.3%	0.2%	0.4%	0.0%	1.4%	8.0%	1.4%	0.0%	**1,000**
50			7:00	8:00	100	***90***	62.2%	9.6%	4.0%	3.7%	1.5%	2.3%	4.5%	0.0%	0.1%	0.5%	0.3%	0.2%	0.4%	0.0%	1.4%	7.9%	1.4%	0.0%	**2,600**
50			8:00	9:00	100	***75***	62.2%	9.7%	4.0%	3.7%	1.5%	2.2%	4.5%	0.0%	0.1%	0.6%	0.3%	0.2%	0.4%	0.0%	1.4%	7.9%	1.4%	0.0%	**4,750**
50			9:00	10:00	100	***80***	62.2%	9.7%	4.1%	3.7%	1.5%	2.2%	4.5%	0.0%	0.1%	0.6%	0.3%	0.2%	0.4%	0.0%	1.4%	7.9%	1.4%	0.0%	**4,050**
50			10:00	11:00	100	***80***	62.2%	9.6%	4.1%	3.7%	1.5%	2.2%	4.5%	0.0%	0.1%	0.5%	0.3%	0.2%	0.4%	0.0%	1.4%	7.9%	1.4%	0.0%	**4,050**
50			11:00	12:00	100	***81***	62.2%	9.7%	4.1%	3.7%	1.5%	2.2%	4.5%	0.0%	0.1%	0.5%	0.3%	0.2%	0.4%	0.0%	1.4%	8.0%	1.4%	0.0%	**3,950**
50			12:00	13:00	100	***85***	62.2%	9.6%	4.0%	3.7%	1.5%	2.2%	4.5%	0.0%	0.1%	0.5%	0.3%	0.2%	0.4%	0.0%	1.4%	7.9%	1.4%	0.0%	**3,350**
50			13:00	14:00	100	***86***	59.0%	9.2%	4.9%	4.5%	1.8%	2.7%	5.5%	0.0%	0.1%	0.5%	0.3%	0.2%	0.4%	0.0%	1.8%	7.5%	1.7%	0.0%	**3,150**
50			14:00	15:00	100	***83***	59.0%	9.1%	4.9%	4.5%	1.8%	2.7%	5.5%	0.0%	0.1%	0.5%	0.3%	0.2%	0.3%	0.0%	1.8%	7.6%	1.7%	0.0%	**3,500**
50			15:00	16:00	100	***82***	59.0%	9.2%	4.9%	4.5%	1.8%	2.7%	5.5%	0.0%	0.1%	0.5%	0.3%	0.2%	0.4%	0.0%	1.8%	7.6%	1.7%	0.0%	**3,700**
50			16:00	17:00	100	***81***	59.0%	9.2%	4.9%	4.5%	1.8%	2.7%	5.4%	0.0%	0.1%	0.5%	0.3%	0.2%	0.4%	0.0%	1.8%	7.6%	1.7%	0.0%	**3,850**
50			17:00	18:00	100	***79***	59.0%	9.1%	4.9%	4.5%	1.8%	2.7%	5.5%	0.0%	0.1%	0.5%	0.3%	0.2%	0.4%	0.0%	1.8%	7.6%	1.7%	0.0%	**4,150**
50			18:00	19:00	100	***80***	59.0%	9.2%	4.9%	4.5%	1.8%	2.7%	5.5%	0.0%	0.1%	0.5%	0.3%	0.2%	0.4%	0.0%	1.8%	7.6%	1.7%	0.0%	**3,950**
50			19:00	20:00	100	***81***	59.0%	9.2%	4.9%	4.5%	1.8%	2.7%	5.5%	0.0%	0.1%	0.5%	0.3%	0.2%	0.4%	0.0%	1.8%	7.6%	1.7%	0.0%	**3,750**
50			20:00	21:00	100	***87***	59.0%	9.2%	4.9%	4.5%	1.8%	2.7%	5.5%	0.0%	0.1%	0.5%	0.3%	0.2%	0.4%	0.0%	1.8%	7.5%	1.7%	0.0%	**2,950**
50			21:00	22:00	100	***92***	59.0%	9.2%	4.9%	4.5%	1.8%	2.7%	5.5%	0.0%	0.1%	0.5%	0.3%	0.2%	0.3%	0.0%	1.8%	7.6%	1.7%	0.0%	**2,350**
50			22:00	23:00	100	***92***	59.0%	9.1%	4.9%	4.5%	1.8%	2.7%	5.5%	0.0%	0.1%	0.5%	0.3%	0.2%	0.4%	0.0%	1.8%	7.6%	1.7%	0.0%	**2,300**
50			23:00	0:00	100	***95***	59.0%	9.2%	5.0%	4.5%	1.8%	2.7%	5.4%	0.0%	0.1%	0.5%	0.3%	0.2%	0.4%	0.0%	1.8%	7.5%	1.7%	0.0%	**1,900**

2029 Construction	Link	Road	1-hour interval		Speed	Travel	Vehicle Composition																		Traffic
	ID	Section	Start	End	Limit (km/hr)	Speed (km/hr)	PC	TAXI	LGV3	LGV4	LGV6	HGV7	HGV8	PLB	PV4	PV5	NFB6	NFB7	NFB8	FBSD	FBDD	MC	HGV9	NFB9	Flows (veh/hr)
51	51	Tai Tau Leng Roundabout	0:00	1:00	50	50	62.1%	9.6%	3.4%	3.1%	1.3%	1.8%	3.8%	0.7%	0.2%	0.5%	0.3%	0.3%	0.3%	0.0%	3.8%	7.8%	1.1%	0.0%	600
51			1:00	2:00	50	50	64.7%	10.0%	3.6%	3.2%	1.2%	2.0%	4.0%	0.0%	0.2%	0.6%	0.4%	0.2%	0.4%	0.0%	0.0%	8.2%	1.2%	0.0%	500
51			2:00	3:00	50	50	64.9%	10.2%	3.5%	3.2%	1.3%	1.9%	4.0%	0.0%	0.0%	0.5%	0.3%	0.3%	0.5%	0.0%	0.0%	8.3%	1.1%	0.0%	350
51			3:00	4:00	50	50	64.7%	9.9%	3.6%	3.3%	1.3%	2.0%	4.0%	0.0%	0.0%	0.7%	0.3%	0.3%	0.3%	0.0%	0.0%	8.3%	1.3%	0.0%	300
51			4:00	5:00	50	50	64.7%	10.0%	3.6%	3.2%	1.2%	2.0%	4.0%	0.0%	0.0%	0.4%	0.4%	0.4%	0.4%	0.0%	0.0%	8.4%	1.2%	0.0%	250
51			5:00	6:00	50	50	61.9%	9.7%	3.5%	3.1%	1.2%	2.0%	3.9%	0.8%	0.0%	0.4%	0.4%	0.4%	0.4%	0.0%	3.5%	7.8%	1.2%	0.0%	250
51			6:00	7:00	50	50	62.0%	9.7%	3.4%	3.2%	1.2%	1.8%	3.8%	0.6%	0.0%	0.6%	0.2%	0.2%	0.4%	0.0%	3.6%	7.9%	1.2%	0.0%	500
51			7:00	8:00	50	46	62.0%	9.6%	3.4%	3.1%	1.3%	1.9%	3.8%	0.7%	0.1%	0.6%	0.3%	0.2%	0.4%	0.0%	3.7%	7.9%	1.2%	0.0%	1,300
51			8:00	9:00	50	41	62.0%	9.6%	3.4%	3.1%	1.2%	1.9%	3.8%	0.7%	0.1%	0.5%	0.3%	0.3%	0.4%	0.0%	3.7%	7.9%	1.2%	0.0%	2,050
51			9:00	10:00	50	41	62.0%	9.6%	3.4%	3.2%	1.2%	1.9%	3.8%	0.7%	0.1%	0.6%	0.3%	0.3%	0.4%	0.0%	3.7%	7.9%	1.2%	0.0%	1,950
51			10:00	11:00	50	41	61.9%	9.6%	3.4%	3.1%	1.2%	1.9%	3.8%	0.7%	0.1%	0.6%	0.3%	0.3%	0.4%	0.0%	3.7%	7.9%	1.2%	0.0%	2,000
51			11:00	12:00	50	42	62.0%	9.6%	3.4%	3.1%	1.2%	1.9%	3.8%	0.7%	0.1%	0.5%	0.3%	0.3%	0.4%	0.0%	3.7%	7.9%	1.2%	0.0%	1,900
51			12:00	13:00	50	44	62.0%	9.6%	3.4%	3.1%	1.2%	1.9%	3.8%	0.7%	0.1%	0.6%	0.3%	0.2%	0.4%	0.0%	3.7%	7.9%	1.2%	0.0%	1,650
51			13:00	14:00	50	45	65.0%	10.1%	2.7%	2.5%	1.0%	1.5%	3.0%	0.7%	0.1%	0.6%	0.3%	0.2%	0.4%	0.0%	3.0%	8.3%	0.9%	0.0%	1,550
51			14:00	15:00	50	44	65.0%	10.1%	2.6%	2.5%	0.9%	1.5%	3.0%	0.6%	0.1%	0.6%	0.3%	0.2%	0.4%	0.0%	3.0%	8.3%	0.9%	0.0%	1,700
51			15:00	16:00	50	43	65.0%	10.1%	2.7%	2.5%	0.9%	1.5%	3.0%	0.6%	0.1%	0.6%	0.3%	0.2%	0.4%	0.0%	2.9%	8.3%	0.9%	0.0%	1,800
51			16:00	17:00	50	43	65.0%	10.1%	2.6%	2.5%	1.0%	1.5%	2.9%	0.6%	0.1%	0.6%	0.3%	0.2%	0.4%	0.0%	2.9%	8.3%	0.9%	0.0%	1,850
51			17:00	18:00	50	42	65.0%	10.1%	2.6%	2.5%	0.9%	1.5%	3.0%	0.6%	0.1%	0.6%	0.3%	0.3%	0.4%	0.0%	3.0%	8.3%	0.9%	0.0%	2,000
51			18:00	19:00	50	40	65.1%	10.1%	2.6%	2.5%	0.9%	1.5%	3.0%	0.6%	0.1%	0.6%	0.3%	0.2%	0.4%	0.0%	3.0%	8.3%	0.9%	0.0%	2,250
51			19:00	20:00	50	43	65.0%	10.1%	2.7%	2.5%	0.9%	1.5%	2.9%	0.7%	0.1%	0.6%	0.3%	0.2%	0.4%	0.0%	2.9%	8.3%	0.9%	0.0%	1,850
51			20:00	21:00	50	46	65.1%	10.1%	2.6%	2.5%	1.0%	1.5%	3.0%	0.6%	0.1%	0.6%	0.4%	0.2%	0.4%	0.0%	3.0%	8.3%	0.9%	0.0%	1,450
51			21:00	22:00	50	48	64.9%	10.1%	2.6%	2.5%	1.0%	1.5%	3.0%	0.6%	0.1%	0.6%	0.4%	0.3%	0.4%	0.0%	3.0%	8.3%	0.9%	0.0%	1,150
51			22:00	23:00	50	48	64.8%	10.1%	2.7%	2.5%	1.0%	1.5%	2.9%	0.6%	0.1%	0.6%	0.4%	0.3%	0.5%	0.0%	2.9%	8.3%	0.9%	0.0%	1,100
51			23:00	0:00	50	49	65.0%	10.0%	2.7%	2.5%	1.0%	1.5%	3.0%	0.7%	0.1%	0.5%	0.3%	0.2%	0.4%	0.0%	2.9%	8.3%	0.9%	0.0%	950
52	52	Tai Tau Leng Roundabout	0:00	1:00	50	50	55.5%	8.8%	5.0%	4.6%	1.7%	2.9%	5.5%	0.0%	0.0%	0.4%	0.4%	0.4%	0.4%	0.0%	5.5%	7.1%	1.7%	0.0%	250
52			1:00	2:00	50	50	58.3%	8.9%	5.2%	4.7%	2.1%	3.1%	5.7%	0.0%	0.0%	0.5%	0.5%	0.5%	0.5%	0.0%	0.0%	7.8%	2.1%	0.0%	200
52			2:00	3:00	50	50	58.7%	9.1%	5.6%	4.9%	2.1%	2.8%	5.6%	0.0%	0.0%	0.7%	0.0%	0.0%	0.7%	0.0%	0.0%	7.7%	2.1%	0.0%	150
52			3:00	4:00	50	50	59.1%	9.6%	5.2%	5.2%	1.7%	2.6%	6.1%	0.0%	0.0%	0.9%	0.0%	0.0%	0.0%	0.0%	0.0%	7.8%	1.7%	0.0%	100
52			4:00	5:00	50	50	59.0%	9.5%	5.3%	5.3%	2.1%	3.2%	5.3%	0.0%	0.0%	1.1%	0.0%	0.0%	0.0%	0.0%	0.0%	7.4%	2.1%	0.0%	100
52			5:00	6:00	50	50	55.6%	9.1%	5.1%	5.1%	2.0%	3.0%	5.1%	0.0%	0.0%	1.0%	0.0%	0.0%	0.0%	0.0%	5.1%	7.1%	2.0%	0.0%	100
52			6:00	7:00	50	50	54.9%	8.8%	5.2%	4.7%	2.1%	2.6%	5.7%	0.0%	0.0%	0.5%	0.5%	0.5%	0.5%	0.0%	5.2%	7.3%	1.6%	0.0%	200
52			7:00	8:00	50	50	55.4%	8.7%	5.0%	4.6%	1.8%	2.8%	5.7%	0.0%	0.2%	0.6%	0.2%	0.2%	0.4%	0.0%	5.4%	7.3%	1.6%	0.0%	500
52			8:00	9:00	50	46	55.6%	8.7%	5.0%	4.6%	1.8%	2.8%	5.6%	0.0%	0.1%	0.5%	0.3%	0.3%	0.4%	0.0%	5.4%	7.2%	1.7%	0.0%	750
52			9:00	10:00	50	46	55.5%	8.7%	5.0%	4.6%	1.8%	2.8%	5.7%	0.0%	0.1%	0.5%	0.3%	0.3%	0.4%	0.0%	5.4%	7.2%	1.7%	0.0%	750
52			10:00	11:00	50	46	55.7%	8.7%	5.0%	4.6%	1.8%	2.8%	5.6%	0.0%	0.1%	0.5%	0.3%	0.3%	0.4%	0.0%	5.4%	7.2%	1.7%	0.0%	750
52			11:00	12:00	50	47	55.7%	8.7%	5.0%	4.6%	1.9%	2.7%	5.5%	0.0%	0.1%	0.5%	0.3%	0.3%	0.4%	0.0%	5.4%	7.2%	1.8%	0.0%	750
52			12:00	13:00	50	48	55.6%	8.7%	5.0%	4.6%	1.9%	2.7%	5.7%	0.0%	0.2%	0.5%	0.3%	0.3%	0.3%	0.0%	5.4%	7.2%	1.7%	0.0%	650
52			13:00	14:00	50	49	61.2%	9.4%	3.9%	3.5%	1.5%	2.2%	4.2%	0.0%	0.2%	0.5%	0.3%	0.2%	0.5%	0.0%	3.5%	7.7%	1.3%	0.0%	600
52			14:00	15:00	50	48	61.3%	9.4%	3.8%	3.5%	1.5%	2.1%	4.3%	0.0%	0.2%	0.6%	0.3%	0.2%	0.5%	0.0%	3.5%	7.7%	1.2%	0.0%	650
52			15:00	16:00	50	48	61.3%	9.5%	3.9%	3.4%	1.4%	2.2%	4.2%	0.0%	0.1%	0.6%	0.3%	0.3%	0.4%	0.0%	3.4%	7.8%	1.3%	0.0%	700
52			16:00	17:00	50	47	61.2%	9.4%	3.9%	3.5%	1.5%	2.1%	4.3%	0.0%	0.1%	0.6%	0.3%	0.3%	0.4%	0.0%	3.5%	7.8%	1.3%	0.0%	700
52			17:00	18:00	50	47	61.3%	9.4%	3.9%	3.5%	1.4%	2.2%	4.3%	0.0%	0.1%	0.5%	0.4%	0.3%	0.4%	0.0%	3.5%	7.7%	1.3%	0.0%	800
52			18:00	19:00	50	45	61.2%	9.4%	3.8%	3.5%	1.5%	2.1%	4.3%	0.0%	0.1%	0.6%	0.3%	0.2%	0.5%	0.0%	3.5%	7.8%	1.2%	0.0%	900
52			19:00	20:00	50	48	61.2%	9.5%	3.8%	3.5%	1.4%	2.1%	4.2%	0.0%	0.1%	0.6%	0.3%	0.3%	0.4%	0.0%	3.5%	7.8%	1.3%	0.0%	700
52			20:00	21:00	50	49	61.1%	9.5%	3.7%	3.6%	1.4%	2.1%	4.3%	0.0%	0.2%	0.5%	0.4%	0.2%	0.5%	0.0%	3.6%	7.7%	1.3%	0.0%	550
52			21:00	22:00	50	50	61.7%	9.4%	3.9%	3.4%	1.4%	2.1%	4.1%	0.0%	0.0%	0.5%	0.2%	0.2%	0.5%	0.0%	3.4%	7.8%	1.4%	0.0%	450
52			22:00	23:00	50	50	61.5%	9.5%	3.9%	3.5%	1.4%	2.1%	4.2%	0.0%	0.0%	0.5%	0.2%	0.2%	0.5%	0.0%	3.5%	7.7%	1.4%	0.0%	450
52			23:00	0:00	50	50	61.2%	9.5%	3.9%	3.4%	1.4%	2.2%	4.2%	0.0%	0.0%	0.6%	0.3%	0.3%	0.6%	0.0%	3.4%	7.8%	1.4%	0.0%	350
53	53	Tai Tau Leng Roundabout	0:00	1:00	50	50	61.9%	9.7%	3.5%	3.2%	1.2%	2.0%	3.8%	0.6%	0.2%	0.5%	0.3%	0.2%	0.5%	0.0%	3.4%	7.8%	1.2%	0.0%	650
53			1:00	2:00	50	50	64.4%	10.0%	3.8%	3.4%	1.3%	2.1%	4.0%	0.0%	0.0%	0.6%	0.4%	0.2%	0.4%	0.0%	0.0%	8.3%	1.3%	0.0%	550
53			2:00	3:00	50	50	64.4%	10.0%	3.8%	3.5%	1.3%	2.0%	4.0%	0.0%	0.0%	0.5%	0.3%	0.3%	0.5%	0.0%	0.0%	8.3%	1.3%	0.0%	400
53			3:00	4:00	50	50	64.6%	9.9%	3.7%	3.4%	1.2%	2.2%	4.0%	0.0%	0.0%	0.6%	0.3%	0.3%	0.3%	0.0%	0.0%	8.1%	1.2%	0.0%	300
53			4:00	5:00	50	50	64.5%	9.8%	3.8%	3.4%	1.5%	1.9%	4.2%	0.0%	0.0%	0.4%	0.4%	0.4%	0.4%	0.0%	0.0%	8.3%	1.1%	0.0%	250
53			5:00	6:00	50	50	61.7%	9.5%	3.7%	3.3%	1.5%	1.8%	4.0%	0.7%	0.0%	0.4%	0.4%	0.4%	0.4%	0.0%	3.3%	8.0%	1.1%	0.0%	250
53			6:00	7:00	50	50	61.9%	9.5%	3.6%	3.2%	1.3%	1.9%	4.0%	0.6%	0.0%	0.6%	0.4%	0.2%	0.4%	0.0%	3.4%	7.8%	1.1%	0.0%	550
53			7:00	8:00	50	46	61.8%	9.6%	3.6%	3.2%	1.3%	2.0%	4.0%	0.6%	0.1%	0.5%	0.3%	0.2%	0.4%	0.0%	3.4%	7.9%	1.2%	0.0%	1,350
53			8:00	9:00	50	39	61.8%	9.6%	3.6%	3.3%	1.3%	2.0%	3.9%	0.6%	0.1%	0.5%	0.3%	0.2%	0.4%	0.0%	3.4%	7.9%	1.2%	0.0%	2,250
53			9:00	10:00	50	40	61.8%	9.6%	3.6%	3.3%	1.3%	2.0%	3.9%	0.6%	0.1%	0.5%	0.3%	0.2%	0.4%	0.0%	3.4%	7.9%	1.2%	0.0%	2,100
53			10:00	11:00	50	40	61.8%	9.6%	3.6%	3.2%	1.3%	2.0%	4.0%	0.6%	0.1%	0.5%	0.3%	0.2%	0.4%	0.0%	3.4%	7.9%	1.2%	0.0%	2,100
53			11:00	12:00	50	41	61.8%	9.6%	3.6%	3.2%	1.3%	2.0%	3.9%	0.6%	0.1%	0.5%	0.3%	0.3%	0.4%	0.0%	3.4%	7.9%	1.2%	0.0%	2,050
53			12:00	13:00	50	43	61.8%	9.6%	3.6%	3.3%	1.3%	2.0%	3.9%	0.6%	0.1%	0.5%	0.3%	0.2%	0.4%	0.0%	3.4%	7.9%	1.2%	0.0%	1,750
53			13:00	14:00	50	44	65.8%	10.2%	2.5%	2.3%	0.9%	1.3%	2.7%	0.6%	0.1%	0.6%	0.4%	0.2%	0.4%	0.0%	2.9%	8.4%	0.9%	0.0%	1,650
53			14:00	15:00	50	43	65.7%	10.2%	2.5%	2.3%	0.9%	1.4%	2.8%	0.6%	0.1%	0.6%	0.3%	0.2%	0.4%	0.0%	2.9%	8.4%	0.8%	0.0%	1,800
53			15:00	16:00	50	42	65.6%	10.2%	2.5%	2.3%	0.9%	1.4%	2.8%	0.6%	0.1%	0.6%	0.4%	0.2%	0.4%	0.0%	2.9%	8.4%	0.8%	0.0%	1,900
53			16:00	17:00	50	42	65.7%	10.2%	2.5%	2.3%	0.9%	1.4%	2.7%	0.6%	0.1%	0.6%	0.4%	0.2%	0.4%	0.0%	2.9%	8.4%	0.9%	0.0%	2,000
53			17:00	18:00	50	41	65.7%	10.2%	2.5%	2.3%	0.9%	1.4%	2.8%	0.6%	0.1%	0.6%	0.3%	0.2%	0.4%	0.0%	2.9%	8.4%	0.8%	0.0%	2,150
53			18:00	19:00	50	40	65.7%	10.2%	2.5%	2.3%	0.9%	1.4%	2.8%	0.6%	0.1%	0.6%	0.4%	0.2%	0.4%	0.0%	2.9%	8.4%	0.8%	0.0%	2,300
53			19:00	20:00	50	42	65.7%	10.2%	2.5%	2.3%	0.9%	1.3%	2.8%	0.6%	0.1%	0.6%	0.4%	0.2%	0.4%	0.0%	2.9%	8.4%	0.8%	0.0%	1,950
53			20:00	21:00	50	45	65.8%	10.2%	2.5%	2.3%	0.9%	1.4%	2.7%	0.6%	0.1%	0.6%	0.3%	0.2%	0.4%	0.0%	2.9%	8.4%	0.8%	0.0%	1,550
53			21:00	22:00	50	47	65.8%	10.2%	2.5%	2.2%	0.9%	1.3%	2.7%	0.6%	0.1%	0.6%	0.3%	0.3%	0.4%	0.0%	2.9%	8.4%	0.8%	0.0%	1,200
53			22:00	23:00	50	47	65.6%	10.2%	2.5%	2.3%	0.9%	1.3%	2.8%	0.6%	0.1%	0.6%	0.3%	0.3%	0.4%	0.0%	2.9%	8.4%	0.8%	0.0%	1,200
53			23:00	0:00	50	49	65.7%	10.2%	2.5%	2.2%	0.9%	1.3%	2.7%	0.6%	0.1%	0.6%	0.3%	0.2%	0.4%	0.0%	2.8%	8.4%	0.8%	0.0%	1,000
54	54	Tai Tau Leng Roundabout	0:00	1:00	50	50	62.5%	9.7%	3.5%	3.3%	1.3%	2.0%	4.0%	0.9%	0.0%	0.7%	0.2%	0.2%	0.4%	0.0%	2.2%	8.1%	1.1%	0.0%	450
54			1:00	2:00	50	50	64.6%	9.9%	3.5%	3.5%	1.3%	2.1%	4.0%	0.0%	0.0%	0.5%	0.3%	0.3%	0.3%	0.0%	0.0%	8.3%	1.3%	0.0%	350
54			2:00	3:00	50	50	64.5%	9.9%	3.6%	3.2%	1.4%	2.1%	3.9%	0.0%	0.0%	0.7%	0.4%	0.4%	0.4%	0.0%	0.0%	8.2%	1.4%	0.0%	300
54			3:00	4:00	50	50	64.0%	10.1%	3.5%	3.5%	1.3%	2.2%	4.0%	0.0%	0.0%	0.4%	0.4%	0.4%	0.4%	0.0%	0.0%	8.3%	1.3%	0.0%	250
54			4:00	5:00	50	50	64.4%	10.1%	3.7%	3.2%	1.1%	2.1%	4.3%	0.0%	0.0%	0.5%	0.5%	0.0%	0.5%	0.0%	0.0%	8.5%	1.1%	0.0%	200
54			5:00	6:00	50	50	62.6%	9.5%	3.7%	3.2%	1.1%	2.1%	4.2%	1.1%	0.0%	0.5%	0.5%	0.0%	0.5%	0.0%	2.1%	7.9%	1.1%	0.0%	200
54			6:00	7:00	50	50	62.7%	9.8%	3.5%	3.3%	1.4%	1.9%	4.1%	0.8%	0.0%	0.5%	0.3%	0.3%	0.3%	0.0%	2.2%	7.9%	1.1%	0.0%	350
54			7:00	8:00	50	45	62.7%	9.7%	3.5%	3.3%	1.3%	2.0%	4.0%	0.8%	0.1%	0.5%	0.3%	0.2%	0.3%	0.0%	2.1%	8.0%	1.2%	0.0%	950
54			8:00	9:00	50	37	62.6%	9.7%	3.5%	3.3%	1.3%	2.0%	3.9%	0.9%	0.1%	0.6%	0.3%	0.3%	0.4%	0.0%	2.2%	8.0%	1.2%	0.0%	1,650
54			9:00	10:00	50	39	62.6%	9.7%	3.5%	3.2%	1.3%	2.0%	3.9%	0.9%	0.1%	0.6%	0.3%	0.3%	0.3%	0.0%	2.1%	8.0%	1.2%	0.0%	1,450
54			10:00	11:00	50	39	62.6%	9.7%	3.5%	3.3%	1.3%	2.0%	3.9%	0.9%	0.1%	0.6%	0.3%	0.3%	0.3%	0.0%	2.1%	8.1%	1.2%	0.0%	1,450
54			11:00	12:00	50	40	62.7%	9.7%	3.5%	3.2%	1.3%	2.0%	4.0%	0.9%	0.1%	0.6%	0.3%	0.2%	0.4%	0.0%	2.1%	8.0%	1.2%	0.0%	1,400
54			12:00	13:00	50	42	62.5%	9.7%	3.5%	3.3%	1.3%	2.0%	3.9%	0.8%	0.1%	0.6%	0.3%	0.3%	0.3%	0.0%	2.1%	8.1%	1.2%	0.0%	1,200
54			13:00	14:00	50	43	64.7%	10.0%	2.8%	2.5%	1.0%	1.6%	3.1%	1.0%	0.1%	0.6%	0.4%	0.3%	0.4%	0.0%	2.4%	8.2%	1.0%	0.0%	1,150
54			14:00	15:00	50	42	64.8%	10.0%	2.8%	2.5%	1.0%	1.6%	3.2%	1.0%	0.1%	0.6%	0.3%	0.2%	0.4%	0.0%	2.5%	8.2%	1.0%	0.0%	1,250
54			15:00	16:00	50	41	64.8%	10.0%	2.8%	2.5%	1.0%	1.6%	3.1%	0.9%	0.1%	0.6%	0.3%	0.3%	0.4%	0.0%	2.5%	8.2%	1.0%	0.0%	1,350
54			16:00	17:00	50	40	64.7%	10.0%	2.8%	2.5%	1.0%	1.6%	3.1%	0.9%	0.1%	0.6%	0.4%	0.3%	0.4%	0.0%	2.5%	8.2%	0.9%	0.0%	1,400
54			17:00	18:00	50	39	64.8%	10.1%	2.8%	2.6%	1.0%	1.5%	3.2%	0.9%	0.1%	0.6%	0.3%	0.3%	0.4%	0.0%	2.4%	8.2%	0.9%	0.0%	1,500
54			18:00	19:00	50	39	64.8%	10.0%	2.8%	2.6%	1.0%	1.6%	3.1%	0.9%	0.1%	0.6%	0.3%	0.3%	0.4%	0.0%	2.4%	8.2%	1.0%	0.0%	1,500
54			19:00	20:00	50	41	64.9%	10.0%	2.8%	2.6%	1.0%	1.6%	3.1%	0.9%	0.1%	0.6%	0.3%	0.3%	0.4%	0.0%	2.4%	8.2%	1.0%	0.0%	1,350
54			20:00	21:00	50	44	64.7%	10.1%	2.8%	2.5%	1.0%	1.6%	3.2%	0.9%	0.1%	0.6%	0.4%	0.3%	0.4%	0.0%	2.4%	8.2%	0.9%	0.0%	1,100
54			21:00	22:00	50	46	64.7%	10.1%	2.9%	2.6%	1.0%	1.5%	3.1%	1.0%	0.1%	0.6%	0.4%	0.2%	0.4%	0.0%	2.4%	8.2%	1.0%	0.0%	850
54			22:00	23:00	50	47	64.7%	10.0%	2.8%	2.5%	1.0%	1.6%	3.1%	1.0%	0.1%	0.6%	0.4%	0.2%	0.4%	0.0%	2.4%	8.2%	1.0%	0.0%	850
54			23:00	0:00	50	48	64.8%	10.0%	2.8%	2.6%	1.0%	1.6%	3.1%	0.9%	0.0%	0.6%	0.3%	0.3%	0.4%	0.0%	2.5%	8.2%	1.0%	0.0%	700
55	55	Tai Tau Leng Roundabout	0:00	1:00	50	49	60.0%	9.3%	4.0%	3.6%	1.4%	2.2%	4.3%	0.5%	0.1%	0.6%	0.3%	0.2%	0.3%	0.0%	4.2%	7.6%	1.4%	0.0%	900
55			1:00	2:00	50	50	63.0%	9.7%	4.1%	3.8%	1.6%	2.3%	4.7%	0.0%	0.1%	0.6%	0.3%	0.1%	0.4%	0.0%	0.0%	8.0%	1.4%	0.0%	700
55			2:00	3:00	50	50	62.9%	9.7%	4.1%	3.9%	1.5%	2.2%	4.5%	0.0%	0.2%	0.6%	0.4%	0.2%	0.4%	0.0%	0.0%	8.0%	1.5%	0.0%	550
55			3:00	4:00	50	50	63.0%	9.7%	4.2%	3.9%	1.4%	2.3%	4.6%	0.0%	0.0%	0.5%	0.2%	0.2%	0.5%	0.0%	0.0%	8.1%	1.4%	0.0%	450
55			4:00	5:00	50	50	62.9%	9.8%	4.2%	3.9%	1.4%	2.3%	4.5%	0.0%	0.0%	0.6%	0.3%	0.3%	0.3%	0.0%	0.0%	8.2%	1.4%	0.0%	350
55			5:00	6:00	50	50	60.1%	9.2%	4.1%	3.5%	1.4%	2.2%	4.4%	0.5%	0.0%	0.5%	0.3%	0.3%	0.3%	0.0%	4.4%	7.6%	1.4%	0.0%	350
55			6:00	7:00	50	50	60.0%	9.3%	3.9%	3.7%	1.4%	2.1%	4.4%	0.4%	0.1%	0.6%	0.3%	0.1%	0.4%	0.0%	4.2%	7.6%	1.4%	0.0%	700
55			7:00	8:00	50	42	60.0%	9.3%	4.0%	3.6%	1.4%	2.2%	4.4%	0.4%	0.1%	0.5%	0.3%	0.2%	0.4%	0.0%	4.2%	7.7%	1.4%	0.0%	1,850
55			8:00	9:00	50	33	60.0%	9.3%	4.0%	3.7%	1.4%	2.2%	4.4%	0.5%	0.1%	0.5%	0.3%	0.2%	0.4%	0.0%	4.2%	7.6%	1.4%	0.0%	3,050
55			9:00	10:00	50	35	60.0%	9.3%	4.0%	3.7%	1.4%	2.2%	4.4%	0.5%	0.1%	0.5%	0.3%	0.2%	0.4%	0.0%	4.2%	7.7%	1.4%	0.0%	2,800
55			10:00	11:00	50	35	60.0%	9.3%	4.0%	3.7%	1.4%	2.2%	4.4%	0.5%	0.1%	0.5%	0.3%	0.2%	0.4%	0.0%	4.2%	7.6%	1.3%	0.0%	2,850
55			11:00	12:00	50	35	60.0%	9.3%	4.0%	3.7%	1.4%	2.2%	4.4%	0.5%	0.1%	0.5%	0.3%	0.2%	0.4%	0.0%	4.2%	7.6%	1.3%	0.0%	2,750
55			12:00	13:00	50	38	60.0%	9.3%	4.0%	3.7%	1.4%	2.2%	4.4%	0.5%	0.1%	0.5%	0.3%	0.2%	0.4%	0.0%	4.2%	7.6%	1.4%	0.0%	2,350
55			13:00	14:00	50	39	59.7%	9.3%	4.0%	3.7%	1.4%	2.2%	4.4%	0.5%	0.1%	0.5%	0.3%	0.2%	0.4%	0.0%	4.5%	7.6%	1.4%	0.0%	2,200
55			14:00	15:00	50	37	59.7%	9.2%	4.0%	3.7%	1.5%	2.2%	4.4%	0.5%	0.1%	0.6%	0.3%	0.2%	0.4%	0.0%	4.5%	7.6%	1.3%	0.0%	2,450
55			15:00	16:00	50	36	59.7%	9.3%	4.0%	3.7%	1.5%	2.2%	4.4%	0.5%	0.1%	0.5%	0.3%	0.2%	0.4%	0.0%	4.5%	7.6%	1.4%	0.0%	2,600
55			16:00	17:00	50	36	59.6%	9.3%	4.0%	3.7%	1.5%	2.2%	4.4%	0.5%	0.1%	0.6%	0.3%	0.2%	0.4%	0.0%	4.5%	7.6%	1.3%	0.0%	2,700
55			17:00	18:00	50	34	59.7%	9.3%	4.0%	3.7%	1.5%	2.2%	4.4%	0.5%	0.1%	0.6%	0.3%	0.2%	0.4%	0.0%	4.5%	7.6%	1.4%	0.0%	2,900
55			18:00	19:00	50	33	59.7%	9.3%	4.0%	3.7%	1.5%	2.2%	4.4%	0.5%	0.1%	0.6%	0.3%	0.2%	0.4%	0.0%	4.5%	7.6%	1.4%	0.0%	3,100
55			19:00	20:00	50	36	59.7%	9.3%	4.0%	3.6%	1.4%	2.2%	4.4%	0.5%	0.1%	0.6%	0.3%	0.2%	0.3%	0.0%	4.5%	7.6%	1.4%	0.0%	2,650
55			20:00	21:00	50	40	59.7%	9.3%	4.0%	3.7%	1.4%	2.2%	4.4%	0.4%	0.1%	0.5%	0.3%	0.2%	0.3%	0.0%	4.5%	7.6%	1.4%	0.0%	2,100
55			21:00	22:00	50	43	59.6%	9.3%	4.0%	3.7%	1.5%	2.2%	4.4%	0.4%	0.1%	0.6%	0.3%	0.2%	0.4%	0.0%	4.5%	7.6%	1.4%	0.0%	1,650
55			22:00	23:00	50	44	59.7%	9.3%	4.0%	3.7%	1.4%	2.2%	4.4%	0.4%	0.1%	0.6%	0.3%	0.2%	0.4%	0.0%	4.5%	7.6%	1.4%	0.0%	1,600
55			23:00	0:00	50	46	59.7%	9.3%	4.0%	3.7%	1.4%	2.2%	4.4%	0.5%	0.1%	0.5%	0.3%	0.2%	0.4%	0.0%	4.4%	7.6%	1.4%	0.0%	1,350

2029 Construction	Link ID	Road Section	1-hour interval Start	1-hour interval End	Speed Limit (km/hr)	Travel Speed (km/hr)	Vehicle Composition PC	TAXI	LGV3	LGV4	LGV6	HGV7	HGV8	PLB	PV4	PV5	NFB6	NFB7	NFB8	FBSD	FBDD	MC	HGV9	NFB9	Traffic Flows (veh/hr)
56	56	Tai Tau Leng Roundabout	0:00	1:00	50	50	68.2%	10.6%	2.4%	2.4%	1.0%	1.4%	2.7%	0.0%	0.0%	0.7%	0.3%	0.3%	0.3%	0.0%	0.0%	8.6%	1.0%	0.0%	300
56			1:00	2:00	50	50	68.6%	10.6%	2.5%	2.5%	0.8%	1.2%	2.9%	0.0%	0.0%	0.4%	0.4%	0.4%	0.4%	0.0%	0.0%	8.6%	0.8%	0.0%	250
56			2:00	3:00	50	50	67.4%	10.7%	2.7%	2.1%	1.1%	1.6%	2.7%	0.0%	0.0%	0.5%	0.5%	0.5%	0.5%	0.0%	0.0%	8.6%	1.1%	0.0%	200
56			3:00	4:00	50	50	67.6%	10.6%	2.7%	2.7%	0.7%	1.3%	3.3%	0.0%	0.0%	0.7%	0.7%	0.0%	0.7%	0.0%	0.0%	8.6%	0.7%	0.0%	150
56			4:00	5:00	50	50	67.7%	10.5%	2.4%	2.4%	0.8%	1.6%	3.2%	0.0%	0.0%	0.8%	0.0%	0.0%	0.8%	0.0%	0.0%	8.9%	0.8%	0.0%	100
56			5:00	6:00	50	50	68.0%	10.7%	2.5%	2.5%	0.8%	1.6%	2.5%	0.0%	0.0%	0.8%	0.0%	0.0%	0.8%	0.0%	0.0%	9.0%	0.8%	0.0%	100
56			6:00	7:00	50	50	68.1%	10.6%	2.6%	2.6%	0.9%	1.3%	3.0%	0.0%	0.0%	0.4%	0.4%	0.4%	0.4%	0.0%	0.0%	8.5%	0.9%	0.0%	250
56			7:00	8:00	50	49	68.0%	10.5%	2.6%	2.3%	1.0%	1.5%	2.8%	0.0%	0.2%	0.5%	0.3%	0.3%	0.5%	0.0%	0.0%	8.7%	0.8%	0.0%	600
56			8:00	9:00	50	45	68.0%	10.6%	2.6%	2.4%	0.9%	1.4%	2.8%	0.0%	0.1%	0.6%	0.4%	0.3%	0.5%	0.0%	0.0%	8.7%	0.9%	0.0%	1,050
56			9:00	10:00	50	46	68.0%	10.6%	2.6%	2.4%	1.0%	1.4%	2.8%	0.0%	0.1%	0.5%	0.4%	0.3%	0.4%	0.0%	0.0%	8.7%	0.9%	0.0%	950
56			10:00	11:00	50	46	67.9%	10.5%	2.6%	2.3%	1.0%	1.4%	2.9%	0.0%	0.1%	0.5%	0.4%	0.3%	0.4%	0.0%	0.0%	8.7%	0.9%	0.0%	950
56			11:00	12:00	50	46	68.0%	10.5%	2.5%	2.4%	1.0%	1.4%	2.9%	0.0%	0.1%	0.6%	0.3%	0.3%	0.4%	0.0%	0.0%	8.7%	0.9%	0.0%	900
56			12:00	13:00	50	48	68.0%	10.5%	2.6%	2.3%	0.9%	1.4%	2.8%	0.0%	0.1%	0.5%	0.4%	0.3%	0.5%	0.0%	0.0%	8.7%	0.9%	0.0%	800
56			13:00	14:00	50	48	71.7%	11.1%	1.5%	1.4%	0.5%	0.7%	1.5%	0.0%	0.1%	0.5%	0.4%	0.3%	0.5%	0.0%	0.0%	9.1%	0.5%	0.0%	750
56			14:00	15:00	50	48	71.8%	11.1%	1.5%	1.4%	0.5%	0.7%	1.6%	0.0%	0.1%	0.5%	0.4%	0.4%	0.5%	0.0%	0.0%	9.1%	0.5%	0.0%	800
56			15:00	16:00	50	47	71.9%	11.1%	1.4%	1.4%	0.5%	0.7%	1.6%	0.0%	0.1%	0.5%	0.5%	0.4%	0.5%	0.0%	0.0%	9.1%	0.5%	0.0%	850
56			16:00	17:00	50	47	71.7%	11.0%	1.5%	1.4%	0.6%	0.7%	1.6%	0.0%	0.1%	0.6%	0.5%	0.3%	0.6%	0.0%	0.0%	9.1%	0.5%	0.0%	900
56			17:00	18:00	50	46	71.8%	11.1%	1.5%	1.4%	0.5%	0.7%	1.6%	0.0%	0.1%	0.5%	0.4%	0.3%	0.5%	0.0%	0.0%	9.1%	0.5%	0.0%	950
56			18:00	19:00	50	46	71.8%	11.1%	1.5%	1.4%	0.5%	0.7%	1.6%	0.0%	0.1%	0.5%	0.4%	0.3%	0.5%	0.0%	0.0%	9.1%	0.5%	0.0%	950
56			19:00	20:00	50	47	71.5%	11.1%	1.5%	1.4%	0.6%	0.7%	1.6%	0.0%	0.1%	0.6%	0.5%	0.3%	0.6%	0.0%	0.0%	9.1%	0.5%	0.0%	900
56			20:00	21:00	50	49	71.7%	11.0%	1.5%	1.3%	0.6%	0.7%	1.6%	0.0%	0.1%	0.6%	0.4%	0.3%	0.6%	0.0%	0.0%	9.1%	0.4%	0.0%	700
56			21:00	22:00	50	50	71.7%	11.1%	1.5%	1.3%	0.6%	0.7%	1.5%	0.0%	0.2%	0.6%	0.4%	0.4%	0.6%	0.0%	0.0%	9.1%	0.6%	0.0%	550
56			22:00	23:00	50	50	71.6%	11.1%	1.5%	1.3%	0.6%	0.8%	1.5%	0.0%	0.2%	0.6%	0.4%	0.4%	0.6%	0.0%	0.0%	9.0%	0.6%	0.0%	550
56			23:00	0:00	50	50	72.2%	11.2%	1.4%	1.4%	0.5%	0.7%	1.6%	0.0%	0.0%	0.5%	0.5%	0.2%	0.5%	0.0%	0.0%	9.1%	0.5%	0.0%	450
57	57	Tai Tau Leng Roundabout	0:00	1:00	50	50	63.9%	9.9%	3.1%	2.9%	1.2%	1.7%	3.5%	0.5%	0.1%	0.5%	0.3%	0.3%	0.4%	0.0%	2.6%	8.2%	1.0%	0.0%	750
57			1:00	2:00	50	50	65.8%	10.3%	3.2%	3.0%	1.1%	1.7%	3.6%	0.0%	0.2%	0.6%	0.3%	0.3%	0.5%	0.0%	0.0%	8.4%	1.1%	0.0%	650
57			2:00	3:00	50	50	65.9%	10.3%	3.2%	3.0%	1.1%	1.7%	3.6%	0.0%	0.2%	0.6%	0.4%	0.2%	0.4%	0.0%	0.0%	8.4%	1.1%	0.0%	500
57			3:00	4:00	50	50	66.2%	10.2%	3.1%	2.9%	1.1%	1.8%	3.7%	0.0%	0.0%	0.5%	0.3%	0.3%	0.5%	0.0%	0.0%	8.4%	1.1%	0.0%	400
57			4:00	5:00	50	50	65.8%	10.1%	3.2%	2.9%	1.3%	1.9%	3.5%	0.0%	0.0%	0.6%	0.3%	0.3%	0.3%	0.0%	0.0%	8.5%	1.3%	0.0%	300
57			5:00	6:00	50	50	63.8%	9.9%	3.1%	2.8%	1.2%	1.9%	3.4%	0.6%	0.0%	0.6%	0.3%	0.3%	0.3%	0.0%	2.5%	8.1%	1.2%	0.0%	300
57			6:00	7:00	50	50	63.9%	9.8%	3.1%	2.9%	1.1%	1.8%	3.4%	0.5%	0.2%	0.7%	0.3%	0.2%	0.3%	0.0%	2.6%	8.2%	1.1%	0.0%	600
57			7:00	8:00	50	44	63.9%	9.9%	3.1%	2.9%	1.1%	1.7%	3.5%	0.6%	0.1%	0.6%	0.3%	0.3%	0.4%	0.0%	2.6%	8.2%	1.1%	0.0%	1,600
57			8:00	9:00	50	37	63.9%	9.9%	3.1%	2.9%	1.1%	1.7%	3.5%	0.5%	0.1%	0.6%	0.3%	0.2%	0.4%	0.0%	2.6%	8.2%	1.1%	0.0%	2,600
57			9:00	10:00	50	38	63.8%	9.9%	3.1%	2.9%	1.1%	1.7%	3.5%	0.5%	0.1%	0.6%	0.3%	0.2%	0.4%	0.0%	2.6%	8.1%	1.1%	0.0%	2,450
57			10:00	11:00	50	38	63.8%	9.9%	3.1%	2.9%	1.1%	1.7%	3.5%	0.5%	0.1%	0.6%	0.3%	0.2%	0.4%	0.0%	2.6%	8.1%	1.1%	0.0%	2,500
57			11:00	12:00	50	39	63.8%	9.9%	3.1%	2.9%	1.1%	1.8%	3.5%	0.5%	0.1%	0.6%	0.3%	0.3%	0.4%	0.0%	2.6%	8.2%	1.1%	0.0%	2,400
57			12:00	13:00	50	41	63.9%	9.9%	3.1%	2.9%	1.1%	1.8%	3.5%	0.5%	0.1%	0.6%	0.3%	0.2%	0.4%	0.0%	2.6%	8.2%	1.1%	0.0%	2,050
57			13:00	14:00	50	42	67.0%	10.4%	2.3%	2.2%	0.8%	1.3%	2.6%	0.5%	0.1%	0.6%	0.3%	0.3%	0.4%	0.0%	2.0%	8.6%	0.8%	0.0%	1,950
57			14:00	15:00	50	41	67.0%	10.4%	2.3%	2.2%	0.8%	1.3%	2.6%	0.5%	0.1%	0.6%	0.3%	0.2%	0.4%	0.0%	2.0%	8.5%	0.8%	0.0%	2,150
57			15:00	16:00	50	40	67.0%	10.4%	2.3%	2.1%	0.8%	1.3%	2.6%	0.5%	0.1%	0.6%	0.3%	0.3%	0.4%	0.0%	1.9%	8.6%	0.8%	0.0%	2,250
57			16:00	17:00	50	40	66.9%	10.4%	2.3%	2.1%	0.9%	1.3%	2.6%	0.5%	0.1%	0.6%	0.3%	0.3%	0.4%	0.0%	2.0%	8.5%	0.8%	0.0%	2,350
57			17:00	18:00	50	38	67.0%	10.4%	2.3%	2.1%	0.8%	1.3%	2.6%	0.5%	0.1%	0.6%	0.3%	0.2%	0.4%	0.0%	1.9%	8.5%	0.8%	0.0%	2,550
57			18:00	19:00	50	37	67.0%	10.4%	2.3%	2.1%	0.8%	1.3%	2.6%	0.5%	0.1%	0.6%	0.3%	0.3%	0.4%	0.0%	2.0%	8.6%	0.8%	0.0%	2,750
57			19:00	20:00	50	40	66.9%	10.4%	2.3%	2.1%	0.8%	1.3%	2.6%	0.5%	0.1%	0.6%	0.4%	0.3%	0.4%	0.0%	2.0%	8.6%	0.8%	0.0%	2,300
57			20:00	21:00	50	43	66.9%	10.4%	2.3%	2.1%	0.8%	1.3%	2.6%	0.5%	0.1%	0.6%	0.3%	0.3%	0.4%	0.0%	2.0%	8.6%	0.8%	0.0%	1,800
57			21:00	22:00	50	46	66.9%	10.4%	2.3%	2.2%	0.8%	1.3%	2.6%	0.5%	0.1%	0.6%	0.4%	0.3%	0.4%	0.0%	2.0%	8.6%	0.8%	0.0%	1,450
57			22:00	23:00	50	46	66.9%	10.4%	2.4%	2.1%	0.9%	1.3%	2.6%	0.5%	0.1%	0.6%	0.4%	0.3%	0.4%	0.0%	1.9%	8.6%	0.8%	0.0%	1,400
57			23:00	0:00	50	48	66.9%	10.4%	2.3%	2.2%	0.9%	1.3%	2.6%	0.5%	0.1%	0.6%	0.3%	0.3%	0.4%	0.0%	2.0%	8.6%	0.8%	0.0%	1,150
58	58	Tai Tau Leng Roundabout	0:00	1:00	50	50	63.4%	9.7%	2.4%	2.4%	0.8%	1.3%	3.0%	1.1%	0.0%	0.5%	0.3%	0.3%	0.5%	0.0%	5.4%	8.1%	0.8%	0.0%	350
58			1:00	2:00	50	50	67.8%	10.5%	2.7%	2.4%	1.0%	1.4%	3.1%	0.0%	0.0%	0.7%	0.3%	0.3%	0.3%	0.0%	0.0%	8.5%	1.0%	0.0%	300
58			2:00	3:00	50	50	67.6%	10.4%	2.7%	2.7%	0.9%	1.4%	3.2%	0.0%	0.0%	0.5%	0.5%	0.5%	0.5%	0.0%	0.0%	8.6%	0.9%	0.0%	200
58			3:00	4:00	50	50	67.2%	10.6%	2.8%	2.8%	1.1%	1.7%	2.8%	0.0%	0.0%	0.6%	0.6%	0.0%	0.6%	0.0%	0.0%	8.3%	1.1%	0.0%	200
58			4:00	5:00	50	50	67.6%	10.1%	2.7%	2.7%	0.7%	1.4%	3.4%	0.0%	0.0%	0.7%	0.7%	0.0%	0.7%	0.0%	0.0%	8.8%	0.7%	0.0%	150
58			5:00	6:00	50	50	63.1%	9.6%	2.6%	2.6%	0.6%	1.3%	3.2%	1.3%	0.0%	0.6%	0.6%	0.0%	0.6%	0.0%	5.1%	8.3%	0.6%	0.0%	150
58			6:00	7:00	50	50	63.3%	9.7%	2.7%	2.3%	1.0%	1.3%	2.7%	1.0%	0.0%	0.7%	0.3%	0.3%	0.3%	0.0%	5.3%	8.0%	1.0%	0.0%	300
58			7:00	8:00	50	47	63.2%	9.8%	2.6%	2.3%	0.9%	1.4%	2.7%	1.2%	0.1%	0.5%	0.4%	0.3%	0.4%	0.0%	5.4%	8.1%	0.9%	0.0%	800
58			8:00	9:00	50	42	63.2%	9.8%	2.5%	2.4%	0.9%	1.4%	2.8%	1.1%	0.1%	0.6%	0.3%	0.2%	0.4%	0.0%	5.4%	8.0%	0.9%	0.0%	1,250
58			9:00	10:00	50	42	63.1%	9.8%	2.5%	2.3%	0.9%	1.4%	2.8%	1.2%	0.1%	0.6%	0.3%	0.3%	0.4%	0.0%	5.4%	8.0%	0.8%	0.0%	1,200
58			10:00	11:00	50	42	63.1%	9.7%	2.5%	2.3%	0.9%	1.4%	2.8%	1.2%	0.1%	0.6%	0.3%	0.3%	0.4%	0.0%	5.4%	8.1%	0.8%	0.0%	1,200
58			11:00	12:00	50	43	63.2%	9.8%	2.5%	2.3%	0.9%	1.4%	2.8%	1.1%	0.1%	0.6%	0.3%	0.3%	0.4%	0.0%	5.4%	8.1%	0.9%	0.0%	1,150
58			12:00	13:00	50	44	63.3%	9.7%	2.5%	2.4%	0.9%	1.4%	2.8%	1.1%	0.1%	0.6%	0.3%	0.2%	0.4%	0.0%	5.4%	8.0%	0.8%	0.0%	1,000
58			13:00	14:00	50	46	66.6%	10.3%	1.8%	1.7%	0.6%	1.1%	2.0%	1.1%	0.1%	0.6%	0.3%	0.2%	0.4%	0.0%	3.9%	8.5%	0.6%	0.0%	950
58			14:00	15:00	50	44	66.7%	10.3%	1.8%	1.6%	0.7%	1.1%	2.0%	1.1%	0.1%	0.6%	0.4%	0.2%	0.5%	0.0%	4.0%	8.5%	0.6%	0.0%	1,050
58			15:00	16:00	50	44	66.9%	10.3%	1.8%	1.6%	0.6%	1.0%	2.0%	1.0%	0.1%	0.6%	0.4%	0.2%	0.5%	0.0%	3.9%	8.5%	0.6%	0.0%	1,100
58			16:00	17:00	50	43	66.7%	10.3%	1.9%	1.7%	0.6%	1.1%	2.0%	1.1%	0.1%	0.6%	0.4%	0.2%	0.4%	0.0%	4.0%	8.5%	0.6%	0.0%	1,150
58			17:00	18:00	50	42	66.8%	10.3%	1.8%	1.7%	0.7%	1.1%	2.0%	1.1%	0.1%	0.6%	0.3%	0.3%	0.4%	0.0%	3.9%	8.5%	0.7%	0.0%	1,200
58			18:00	19:00	50	41	66.7%	10.3%	1.8%	1.7%	0.7%	1.0%	2.1%	1.0%	0.1%	0.6%	0.4%	0.2%	0.4%	0.0%	4.0%	8.5%	0.6%	0.0%	1,350
58			19:00	20:00	50	44	66.8%	10.3%	1.8%	1.7%	0.6%	1.0%	2.0%	1.0%	0.1%	0.6%	0.4%	0.2%	0.5%	0.0%	4.0%	8.5%	0.6%	0.0%	1,100
58			20:00	21:00	50	46	66.7%	10.3%	1.8%	1.7%	0.7%	1.0%	2.0%	1.0%	0.1%	0.6%	0.3%	0.2%	0.5%	0.0%	4.0%	8.5%	0.6%	0.0%	900
58			21:00	22:00	50	48	66.5%	10.3%	1.9%	1.7%	0.7%	1.0%	2.0%	1.0%	0.1%	0.6%	0.4%	0.3%	0.4%	0.0%	3.9%	8.5%	0.6%	0.0%	700
58			22:00	23:00	50	48	67.0%	10.3%	1.8%	1.6%	0.6%	1.0%	2.1%	1.0%	0.0%	0.6%	0.3%	0.2%	0.4%	0.0%	4.0%	8.6%	0.6%	0.0%	700
58			23:00	0:00	50	50	66.9%	10.3%	1.8%	1.6%	0.7%	1.1%	2.0%	1.1%	0.0%	0.5%	0.4%	0.2%	0.4%	0.0%	3.9%	8.5%	0.7%	0.0%	550
60	60	Po Shek Wu Road Flyover	0:00	1:00	50	50	55.8%	8.6%	4.5%	4.1%	1.5%	2.3%	4.9%	0.0%	0.0%	0.4%	0.4%	0.4%	0.4%	0.0%	8.2%	7.1%	1.5%	0.0%	250
60			1:00	2:00	50	50	60.8%	9.6%	4.8%	4.3%	1.9%	2.9%	5.3%	0.0%	0.0%	0.5%	0.5%	0.0%	0.5%	0.0%	0.0%	7.7%	1.4%	0.0%	200
60			2:00	3:00	50	50	60.8%	9.5%	4.4%	4.4%	1.9%	2.5%	5.1%	0.0%	0.0%	0.6%	0.6%	0.0%	0.6%	0.0%	0.0%	7.6%	1.9%	0.0%	150
60			3:00	4:00	50	50	61.1%	9.5%	4.8%	4.8%	1.6%	2.4%	5.6%	0.0%	0.0%	0.8%	0.0%	0.0%	0.0%	0.0%	0.0%	7.9%	1.6%	0.0%	150
60			4:00	5:00	50	50	60.6%	9.6%	4.8%	4.8%	1.9%	2.9%	4.8%	0.0%	0.0%	1.0%	0.0%	0.0%	0.0%	0.0%	0.0%	7.7%	1.9%	0.0%	100
60			5:00	6:00	50	50	56.3%	8.9%	4.5%	3.6%	1.8%	2.7%	4.5%	0.0%	0.0%	0.9%	0.0%	0.0%	0.0%	0.0%	8.0%	7.1%	1.8%	0.0%	100
60			6:00	7:00	50	50	56.0%	8.8%	4.2%	4.2%	1.4%	2.3%	5.1%	0.0%	0.0%	0.5%	0.5%	0.0%	0.5%	0.0%	8.3%	6.9%	1.4%	0.0%	200
60			7:00	8:00	50	50	55.9%	8.6%	4.3%	3.9%	1.6%	2.5%	4.8%	0.0%	0.2%	0.5%	0.4%	0.2%	0.4%	0.0%	8.1%	7.2%	1.4%	0.0%	550
60			8:00	9:00	50	45	55.9%	8.7%	4.3%	4.0%	1.6%	2.4%	4.9%	0.0%	0.1%	0.5%	0.3%	0.2%	0.3%	0.0%	8.1%	7.2%	1.5%	0.0%	950
60			9:00	10:00	50	46	55.8%	8.6%	4.3%	4.0%	1.6%	2.5%	4.8%	0.0%	0.1%	0.6%	0.4%	0.2%	0.4%	0.0%	8.2%	7.1%	1.5%	0.0%	850
60			10:00	11:00	50	46	55.8%	8.6%	4.3%	4.1%	1.6%	2.4%	4.8%	0.0%	0.1%	0.6%	0.4%	0.2%	0.4%	0.0%	8.1%	7.2%	1.5%	0.0%	850
60			11:00	12:00	50	47	55.9%	8.6%	4.3%	4.0%	1.6%	2.4%	4.9%	0.0%	0.1%	0.5%	0.4%	0.2%	0.4%	0.0%	8.1%	7.2%	1.4%	0.0%	850
60			12:00	13:00	50	48	55.9%	8.7%	4.3%	4.1%	1.5%	2.4%	4.8%	0.0%	0.1%	0.6%	0.3%	0.3%	0.3%	0.0%	8.1%	7.1%	1.5%	0.0%	700
60			13:00	14:00	50	49	58.0%	9.1%	3.6%	3.4%	1.3%	1.9%	4.2%	0.0%	0.2%	0.6%	0.3%	0.2%	0.3%	0.0%	8.5%	7.4%	1.2%	0.0%	650
60			14:00	15:00	50	48	58.1%	9.0%	3.6%	3.4%	1.3%	2.0%	4.0%	0.0%	0.1%	0.5%	0.3%	0.3%	0.3%	0.0%	8.5%	7.4%	1.2%	0.0%	750
60			15:00	16:00	50	47	57.8%	9.0%	3.7%	3.4%	1.3%	2.0%	4.1%	0.0%	0.1%	0.5%	0.4%	0.3%	0.4%	0.0%	8.5%	7.4%	1.3%	0.0%	800
60			16:00	17:00	50	47	57.9%	9.0%	3.7%	3.4%	1.4%	2.0%	4.1%	0.0%	0.1%	0.5%	0.4%	0.3%	0.4%	0.0%	8.5%	7.4%	1.2%	0.0%	800
60			17:00	18:00	50	46	58.0%	9.0%	3.6%	3.4%	1.4%	1.9%	4.0%	0.0%	0.1%	0.6%	0.3%	0.2%	0.3%	0.0%	8.4%	7.4%	1.3%	0.0%	900
60			18:00	19:00	50	46	58.0%	9.0%	3.6%	3.4%	1.3%	2.0%	4.1%	0.0%	0.1%	0.6%	0.3%	0.2%	0.3%	0.0%	8.5%	7.4%	1.2%	0.0%	900
60			19:00	20:00	50	47	57.9%	9.0%	3.6%	3.4%	1.4%	2.0%	4.0%	0.0%	0.1%	0.5%	0.4%	0.3%	0.4%	0.0%	8.5%	7.4%	1.3%	0.0%	800
60			20:00	21:00	50	49	57.9%	9.0%	3.6%	3.5%	1.3%	2.1%	4.0%	0.0%	0.2%	0.5%	0.3%	0.2%	0.3%	0.0%	8.5%	7.4%	1.3%	0.0%	650
60			21:00	22:00	50	50	57.8%	9.1%	3.6%	3.4%	1.4%	2.0%	4.0%	0.0%	0.2%	0.6%	0.4%	0.2%	0.4%	0.0%	8.5%	7.2%	1.2%	0.0%	500
60			22:00	23:00	50	50	57.7%	9.0%	3.7%	3.5%	1.2%	2.0%	4.1%	0.0%	0.2%	0.6%	0.4%	0.2%	0.4%	0.0%	8.4%	7.4%	1.2%	0.0%	500
60			23:00	0:00	50	50	58.2%	9.0%	3.7%	3.5%	1.2%	2.0%	4.0%	0.0%	0.0%	0.5%	0.3%	0.3%	0.3%	0.0%	8.5%	7.5%	1.2%	0.0%	400

2029 Base	Link ID	Road Section	1-hour interval Start	1-hour interval End	Speed Limit (km/hr)	Travel Speed (km/hr)	PC	TAXI	LGV3	LGV4	LGV6	HGV7	HGV8	PLB	PV4	PV5	NFB6	NFB7	NFB8	FBSD	FBDD	MC	HGV9	NFB9	Traffic Flows (veh/hr)
01/02	01/02	Fan Kam Road	0:00	1:00	50	48	66.0%	10.2%	2.9%	2.2%	0.7%	1.5%	2.9%	1.9%	0.0%	0.7%	0.3%	0.3%	0.3%	0.0%	0.7%	8.4%	0.7%	0.0%	300
01/02			1:00	2:00	50	49	67.5%	10.5%	2.7%	2.7%	0.9%	1.8%	3.1%	0.0%	0.0%	0.9%	0.0%	0.0%	0.4%	0.0%	0.0%	8.8%	0.9%	0.0%	200
01/02			2:00	3:00	50	49	69.0%	10.7%	2.4%	2.4%	1.2%	1.2%	2.4%	0.0%	0.0%	0.6%	0.0%	0.0%	0.0%	0.0%	0.0%	8.9%	1.2%	0.0%	200
01/02			3:00	4:00	50	49	67.6%	10.3%	2.8%	2.8%	1.4%	1.4%	2.8%	0.0%	0.0%	0.5%	0.0%	0.0%	0.0%	0.0%	0.0%	8.9%	1.4%	0.0%	150
01/02			4:00	5:00	50	49	68.7%	9.8%	3.6%	1.8%	1.8%	1.8%	3.6%	0.0%	0.0%	1.0%	0.0%	0.0%	0.0%	0.0%	0.0%	8.0%	0.0%	0.0%	100
01/02			5:00	6:00	50	49	66.6%	9.6%	3.5%	1.8%	1.8%	1.8%	3.5%	1.8%	0.0%	0.9%	0.0%	0.0%	0.0%	0.0%	0.9%	7.9%	0.0%	0.0%	100
01/02			6:00	7:00	50	49	65.5%	9.8%	2.7%	2.7%	0.9%	1.8%	2.7%	2.3%	0.0%	0.9%	0.0%	0.0%	0.4%	0.0%	0.9%	8.5%	0.9%	0.0%	200
01/02			7:00	8:00	50	46	65.3%	10.0%	2.7%	2.4%	1.0%	1.4%	2.7%	1.9%	0.2%	0.9%	0.3%	0.3%	0.5%	0.0%	0.9%	8.4%	1.0%	0.0%	550
01/02			8:00	9:00	50	41	65.7%	10.1%	2.7%	2.4%	0.9%	1.5%	2.8%	1.8%	0.1%	0.7%	0.3%	0.3%	0.5%	0.0%	0.7%	8.4%	0.9%	0.0%	850
01/02			9:00	10:00	50	41	65.6%	10.1%	2.7%	2.5%	0.9%	1.6%	2.8%	2.0%	0.1%	0.7%	0.3%	0.3%	0.3%	0.0%	0.7%	8.4%	0.9%	0.0%	900
01/02			10:00	11:00	50	41	65.3%	10.1%	2.8%	2.5%	0.9%	1.6%	2.9%	2.0%	0.1%	0.8%	0.3%	0.3%	0.5%	0.0%	0.8%	8.4%	0.9%	0.0%	900
01/02			11:00	12:00	50	41	65.5%	10.0%	2.8%	2.5%	0.9%	1.5%	2.9%	2.0%	0.1%	0.7%	0.3%	0.3%	0.3%	0.0%	0.7%	8.4%	0.9%	0.0%	850
01/02			12:00	13:00	50	44	65.7%	10.1%	2.7%	2.4%	0.8%	1.6%	2.8%	2.0%	0.1%	0.7%	0.3%	0.3%	0.4%	0.0%	0.7%	8.4%	0.9%	0.0%	750
01/02			13:00	14:00	50	44	64.3%	9.9%	3.0%	3.0%	1.1%	1.7%	3.4%	1.6%	0.3%	0.6%	0.4%	0.3%	0.6%	0.0%	0.6%	8.3%	1.1%	0.0%	700
01/02			14:00	15:00	50	43	64.0%	9.9%	3.1%	3.1%	1.3%	1.7%	3.5%	1.5%	0.3%	0.5%	0.4%	0.3%	0.5%	0.0%	0.6%	8.2%	1.0%	0.0%	750
01/02			15:00	16:00	50	42	64.2%	9.9%	3.1%	3.1%	1.2%	1.8%	3.4%	1.6%	0.2%	0.5%	0.4%	0.2%	0.5%	0.0%	0.6%	8.2%	1.1%	0.0%	850
01/02			16:00	17:00	50	42	64.2%	9.9%	3.1%	3.1%	1.2%	1.8%	3.6%	1.5%	0.2%	0.5%	0.4%	0.2%	0.5%	0.0%	0.6%	8.3%	1.1%	0.0%	850
01/02			17:00	18:00	50	40	64.4%	9.9%	3.1%	3.1%	1.2%	1.6%	3.5%	1.7%	0.2%	0.4%	0.3%	0.2%	0.4%	0.0%	0.6%	8.4%	1.0%	0.0%	900
01/02			18:00	19:00	50	38	64.0%	9.8%	3.1%	3.1%	1.2%	1.8%	3.6%	1.5%	0.2%	0.5%	0.4%	0.3%	0.5%	0.0%	0.6%	8.2%	1.1%	0.0%	1,050
01/02			19:00	20:00	50	42	64.2%	9.9%	3.0%	3.0%	1.2%	1.8%	3.6%	1.6%	0.2%	0.5%	0.4%	0.2%	0.5%	0.0%	0.6%	8.3%	1.1%	0.0%	850
01/02			20:00	21:00	50	45	64.1%	9.7%	3.0%	3.0%	1.2%	1.7%	3.5%	1.5%	0.3%	0.6%	0.5%	0.3%	0.6%	0.0%	0.6%	8.2%	1.1%	0.0%	650
01/02			21:00	22:00	50	47	64.4%	9.9%	2.9%	2.9%	1.2%	1.7%	3.5%	1.6%	0.2%	0.4%	0.4%	0.4%	0.4%	0.0%	0.6%	8.4%	1.2%	0.0%	550
01/02			22:00	23:00	50	47	64.1%	9.9%	3.0%	3.0%	1.2%	1.8%	3.6%	1.6%	0.2%	0.4%	0.4%	0.4%	0.4%	0.0%	0.6%	8.3%	1.2%	0.0%	500
01/02			23:00	0:00	50	47	64.1%	10.0%	3.1%	3.1%	1.2%	1.7%	3.6%	1.7%	0.0%	0.5%	0.5%	0.3%	0.5%	0.0%	0.5%	8.3%	1.0%	0.0%	400
03/04	03/04	Fan Kam Road	0:00	1:00	50	49	66.1%	10.2%	2.4%	2.4%	1.0%	2.0%	3.1%	2.6%	0.0%	0.4%	0.0%	0.0%	0.0%	0.0%	1.0%	7.7%	1.0%	0.0%	200
03/04			1:00	2:00	50	49	68.9%	10.8%	2.3%	2.3%	1.2%	1.2%	3.0%	0.0%	0.0%	0.7%	0.0%	0.0%	0.0%	0.0%	0.0%	8.5%	1.2%	0.0%	150
03/04			2:00	3:00	50	49	69.0%	10.3%	2.4%	2.4%	1.5%	1.5%	3.1%	0.0%	0.0%	0.0%	0.0%	0.0%	0.0%	0.0%	0.0%	8.8%	0.9%	0.0%	150
03/04			3:00	4:00	50	49	69.0%	10.7%	2.1%	2.1%	2.1%	2.1%	4.1%	0.0%	0.0%	0.0%	0.0%	0.0%	0.0%	0.0%	0.0%	7.9%	0.0%	0.0%	100
03/04			4:00	5:00	50	50	68.8%	9.4%	2.5%	2.5%	1.0%	2.5%	4.9%	0.0%	0.0%	0.0%	0.0%	0.0%	0.0%	0.0%	0.0%	8.4%	0.0%	0.0%	100
03/04			5:00	6:00	50	50	66.7%	9.3%	2.5%	2.5%	1.0%	2.5%	4.9%	2.5%	0.0%	0.0%	0.0%	0.0%	0.0%	0.0%	0.0%	8.3%	0.0%	0.0%	100
03/04			6:00	7:00	50	49	67.1%	9.9%	2.4%	2.4%	1.2%	1.2%	2.4%	2.4%	0.0%	0.7%	0.0%	0.0%	0.0%	0.0%	1.2%	8.0%	1.2%	0.0%	150
03/04			7:00	8:00	50	48	65.4%	10.2%	2.6%	2.4%	0.9%	1.4%	3.0%	2.4%	0.0%	0.5%	0.5%	0.3%	0.5%	0.0%	0.7%	8.3%	0.9%	0.0%	450
03/04			8:00	9:00	50	43	65.9%	10.1%	2.4%	2.3%	1.1%	1.5%	3.0%	2.1%	0.1%	0.5%	0.4%	0.3%	0.4%	0.0%	0.8%	8.3%	0.8%	0.0%	700
03/04			9:00	10:00	50	45	65.5%	10.1%	2.4%	2.2%	1.2%	1.5%	3.0%	2.4%	0.2%	0.5%	0.5%	0.3%	0.5%	0.0%	0.9%	8.1%	0.9%	0.0%	650
03/04			10:00	11:00	50	45	65.5%	10.0%	2.4%	2.2%	1.2%	1.5%	3.0%	2.3%	0.2%	0.5%	0.5%	0.3%	0.5%	0.0%	0.9%	8.2%	0.9%	0.0%	650
03/04			11:00	12:00	50	45	65.5%	10.1%	2.5%	2.3%	1.2%	1.5%	2.9%	2.4%	0.2%	0.5%	0.3%	0.3%	0.3%	0.0%	0.9%	8.2%	0.9%	0.0%	650
03/04			12:00	13:00	50	46	65.7%	10.0%	2.5%	2.3%	1.1%	1.4%	2.9%	2.3%	0.2%	0.6%	0.4%	0.4%	0.4%	0.0%	0.9%	8.2%	0.9%	0.0%	550
03/04			13:00	14:00	50	47	65.8%	10.2%	2.3%	2.1%	0.9%	1.5%	2.6%	2.5%	0.0%	0.6%	0.4%	0.4%	0.6%	0.0%	0.9%	8.3%	0.9%	0.0%	500
03/04			14:00	15:00	50	46	66.4%	10.2%	2.3%	2.1%	0.9%	1.4%	2.6%	2.3%	0.0%	0.5%	0.3%	0.3%	0.5%	0.0%	0.9%	8.3%	0.9%	0.0%	600
03/04			15:00	16:00	50	46	66.4%	10.3%	2.2%	2.2%	0.8%	1.3%	2.8%	2.3%	0.0%	0.5%	0.3%	0.3%	0.5%	0.0%	0.8%	8.4%	0.8%	0.0%	600
03/04			16:00	17:00	50	45	66.2%	10.3%	2.4%	2.2%	0.8%	1.4%	2.7%	2.4%	0.0%	0.5%	0.3%	0.3%	0.5%	0.0%	0.8%	8.4%	0.8%	0.0%	600
03/04			17:00	18:00	50	45	66.0%	10.2%	2.3%	2.3%	0.9%	1.5%	2.8%	2.3%	0.0%	0.4%	0.3%	0.3%	0.4%	0.0%	0.9%	8.5%	0.9%	0.0%	700
03/04			18:00	19:00	50	45	65.4%	10.2%	2.5%	2.4%	1.0%	1.5%	2.9%	2.3%	0.0%	0.6%	0.3%	0.3%	0.6%	0.0%	0.9%	8.3%	1.0%	0.0%	700
03/04			19:00	20:00	50	45	66.5%	10.2%	2.1%	2.1%	0.8%	1.3%	2.8%	2.3%	0.0%	0.5%	0.3%	0.3%	0.5%	0.0%	0.8%	8.6%	0.8%	0.0%	600
03/04			20:00	21:00	50	47	65.8%	10.1%	2.2%	2.2%	1.0%	1.4%	2.6%	2.2%	0.0%	0.6%	0.4%	0.4%	0.6%	0.0%	1.0%	8.5%	0.8%	0.0%	500
03/04			21:00	22:00	50	48	66.7%	10.2%	2.3%	2.0%	0.8%	1.3%	2.8%	2.4%	0.0%	0.5%	0.3%	0.3%	0.5%	0.0%	0.8%	8.4%	0.8%	0.0%	400
03/04			22:00	23:00	50	48	66.6%	10.3%	2.3%	2.1%	0.8%	1.3%	2.8%	2.1%	0.0%	0.5%	0.3%	0.3%	0.5%	0.0%	0.8%	8.5%	0.8%	0.0%	400
03/04			23:00	0:00	50	48	65.7%	10.2%	2.3%	2.0%	1.0%	1.6%	2.6%	2.5%	0.0%	0.6%	0.3%	0.3%	0.6%	0.0%	1.0%	8.3%	1.0%	0.0%	350
05/06	05/06	Fan Kam Road	0:00	1:00	50	48	70.5%	11.0%	1.2%	1.2%	0.8%	0.8%	1.5%	1.5%	0.0%	0.8%	0.4%	0.0%	0.4%	0.0%	0.8%	9.0%	0.4%	0.0%	300
05/06			1:00	2:00	50	49	72.5%	10.9%	1.4%	1.4%	0.5%	0.9%	1.8%	0.0%	0.0%	0.9%	0.0%	0.0%	0.0%	0.0%	0.0%	9.1%	0.5%	0.0%	200
05/06			2:00	3:00	50	49	73.1%	11.6%	1.2%	1.2%	0.0%	1.2%	1.9%	0.0%	0.0%	0.6%	0.0%	0.0%	0.0%	0.0%	0.0%	9.1%	0.0%	0.0%	200
05/06			3:00	4:00	50	49	72.9%	11.3%	1.5%	1.5%	0.0%	0.8%	2.3%	0.0%	0.0%	0.0%	0.0%	0.0%	0.0%	0.0%	0.0%	9.8%	0.0%	0.0%	100
05/06			4:00	5:00	50	49	72.6%	11.8%	1.8%	1.8%	0.0%	1.0%	1.8%	0.0%	0.0%	0.0%	0.0%	0.0%	0.0%	0.0%	0.0%	9.1%	0.0%	0.0%	100
05/06			5:00	6:00	50	49	71.7%	10.9%	1.8%	1.8%	0.0%	0.9%	1.8%	1.8%	0.0%	0.0%	0.0%	0.0%	0.0%	0.0%	0.0%	9.1%	0.0%	0.0%	100
05/06			6:00	7:00	50	49	70.3%	11.1%	1.4%	1.4%	0.5%	0.9%	1.9%	1.9%	0.0%	0.9%	0.0%	0.0%	0.0%	0.0%	0.9%	8.8%	0.0%	0.0%	200
05/06			7:00	8:00	50	47	69.9%	10.7%	1.4%	1.2%	0.5%	0.9%	1.6%	1.6%	0.4%	0.7%	0.4%	0.4%	0.4%	0.0%	0.7%	8.9%	0.4%	0.0%	550
05/06			8:00	9:00	50	40	70.2%	10.9%	1.4%	1.3%	0.5%	0.8%	1.5%	1.6%	0.2%	0.6%	0.4%	0.2%	0.4%	0.0%	0.6%	9.0%	0.5%	0.0%	1,000
05/06			9:00	10:00	50	43	70.2%	11.0%	1.4%	1.3%	0.5%	0.8%	1.4%	1.5%	0.2%	0.6%	0.5%	0.2%	0.5%	0.0%	0.6%	9.0%	0.5%	0.0%	850
05/06			10:00	11:00	50	42	70.0%	10.9%	1.4%	1.3%	0.5%	0.8%	1.6%	1.6%	0.2%	0.6%	0.5%	0.2%	0.5%	0.0%	0.6%	8.9%	0.5%	0.0%	850
05/06			11:00	12:00	50	43	70.1%	10.8%	1.4%	1.3%	0.5%	0.8%	1.4%	1.6%	0.2%	0.6%	0.5%	0.2%	0.5%	0.0%	0.6%	9.0%	0.5%	0.0%	850
05/06			12:00	13:00	50	45	70.3%	10.8%	1.4%	1.3%	0.6%	0.7%	1.5%	1.5%	0.3%	0.6%	0.4%	0.3%	0.4%	0.0%	0.6%	9.0%	0.4%	0.0%	750
05/06			13:00	14:00	50	45	68.1%	10.4%	1.9%	1.8%	0.7%	1.0%	2.1%	1.9%	0.3%	0.6%	0.3%	0.3%	0.4%	0.0%	0.7%	8.7%	0.6%	0.0%	650
05/06			14:00	15:00	50	44	68.3%	10.5%	1.8%	1.8%	0.7%	1.1%	2.2%	1.9%	0.3%	0.5%	0.4%	0.3%	0.5%	0.0%	0.7%	8.7%	0.5%	0.0%	750
05/06			15:00	16:00	50	43	68.3%	10.5%	1.8%	1.7%	0.6%	1.0%	2.0%	1.9%	0.3%	0.6%	0.4%	0.3%	0.5%	0.0%	0.8%	8.8%	0.6%	0.0%	750
05/06			16:00	17:00	50	43	68.4%	10.6%	1.7%	1.6%	0.6%	1.0%	2.1%	2.0%	0.2%	0.6%	0.4%	0.2%	0.5%	0.0%	0.7%	8.7%	0.6%	0.0%	850
05/06			17:00	18:00	50	42	68.4%	10.5%	1.8%	1.7%	0.7%	1.0%	2.1%	1.8%	0.2%	0.6%	0.3%	0.2%	0.5%	0.0%	0.7%	8.8%	0.7%	0.0%	850
05/06			18:00	19:00	50	42	68.1%	10.5%	1.9%	1.8%	0.7%	1.1%	2.2%	1.9%	0.2%	0.6%	0.4%	0.2%	0.5%	0.0%	0.7%	8.7%	0.6%	0.0%	850
05/06			19:00	20:00	50	43	68.6%	10.5%	1.7%	1.6%	0.6%	1.0%	2.0%	1.9%	0.3%	0.6%	0.4%	0.3%	0.5%	0.0%	0.8%	8.8%	0.6%	0.0%	800
05/06			20:00	21:00	50	46	68.4%	10.5%	1.8%	1.6%	0.6%	1.1%	2.1%	1.9%	0.3%	0.6%	0.3%	0.3%	0.5%	0.0%	0.6%	8.7%	0.6%	0.0%	650
05/06			21:00	22:00	50	47	68.0%	10.5%	1.8%	1.8%	0.8%	1.0%	2.0%	1.8%	0.4%	0.6%	0.4%	0.4%	0.4%	0.0%	0.8%	8.8%	0.6%	0.0%	500
05/06			22:00	23:00	50	47	68.1%	10.4%	1.8%	1.8%	0.8%	1.0%	2.0%	1.9%	0.4%	0.6%	0.4%	0.4%	0.4%	0.0%	0.8%	8.6%	0.6%	0.0%	500
05/06			23:00	0:00	50	48	68.4%	10.7%	1.7%	1.7%	0.7%	1.0%	1.9%	1.7%	0.3%	0.5%	0.5%	0.3%	0.5%	0.0%	0.8%	8.7%	0.7%	0.0%	400
07/08	07/08	Fan Kam Road	0:00	1:00	50	47	69.4%	10.8%	1.8%	1.5%	0.5%	0.8%	1.8%	1.0%	0.0%	0.5%	0.5%	0.5%	0.5%	0.0%	1.0%	9.0%	0.5%	0.0%	400
07/08			1:00	2:00	50	48	71.1%	10.9%	1.5%	1.5%	0.6%	0.9%	1.8%	0.0%	0.0%	0.6%	0.6%	0.0%	0.6%	0.0%	0.0%	9.1%	0.6%	0.0%	300
07/08			2:00	3:00	50	48	71.1%	10.9%	1.6%	1.1%	0.8%	0.8%	1.6%	0.0%	0.0%	0.8%	0.8%	0.0%	0.8%	0.0%	0.0%	9.3%	0.3%	0.0%	250
07/08			3:00	4:00	50	49	71.0%	11.5%	1.5%	1.5%	0.5%	1.0%	2.0%	0.0%	0.0%	1.0%	0.0%	0.0%	0.0%	0.0%	0.0%	9.5%	0.5%	0.0%	200
07/08			4:00	5:00	50	49	71.0%	11.4%	1.8%	1.2%	0.6%	1.2%	2.4%	0.0%	0.0%	1.2%	0.0%	0.0%	0.0%	0.0%	0.0%	9.0%	0.0%	0.0%	200
07/08			5:00	6:00	50	49	69.8%	10.9%	1.8%	1.2%	0.6%	1.2%	1.8%	1.2%	0.0%	1.2%	0.0%	0.0%	0.0%	0.0%	1.2%	9.0%	0.0%	0.0%	200
07/08			6:00	7:00	50	48	69.3%	10.8%	1.6%	1.6%	0.6%	0.9%	1.6%	1.2%	0.0%	0.6%	0.6%	0.0%	0.6%	0.0%	0.9%	9.0%	0.6%	0.0%	300
07/08			7:00	8:00	50	42	69.2%	10.8%	1.7%	1.3%	0.6%	0.9%	1.5%	1.2%	0.2%	0.7%	0.5%	0.2%	0.5%	0.0%	1.1%	9.0%	0.6%	0.0%	850
07/08			8:00	9:00	50	33	69.4%	10.8%	1.6%	1.4%	0.6%	0.9%	1.7%	1.1%	0.1%	0.7%	0.4%	0.3%	0.4%	0.0%	1.0%	8.9%	0.6%	0.0%	1,400
07/08			9:00	10:00	50	35	69.3%	10.8%	1.6%	1.4%	0.5%	0.9%	1.6%	1.2%	0.2%	0.7%	0.5%	0.3%	0.5%	0.0%	1.0%	9.0%	0.5%	0.0%	1,250
07/08			10:00	11:00	50	35	69.3%	10.7%	1.6%	1.4%	0.5%	0.9%	1.6%	1.2%	0.2%	0.7%	0.5%	0.3%	0.5%	0.0%	1.0%	8.9%	0.5%	0.0%	1,300
07/08			11:00	12:00	50	35	69.3%	10.7%	1.6%	1.4%	0.6%	1.0%	1.7%	1.1%	0.2%	0.7%	0.5%	0.3%	0.5%	0.0%	1.0%	8.9%	0.6%	0.0%	1,250
07/08			12:00	13:00	50	39	69.5%	10.8%	1.6%	1.4%	0.6%	0.9%	1.7%	1.1%	0.2%	0.7%	0.4%	0.3%	0.4%	0.0%	1.0%	9.0%	0.5%	0.0%	1,050
07/08			13:00	14:00	50	40	69.6%	10.7%	1.5%	1.5%	0.6%	0.9%	1.8%	1.2%	0.2%	0.7%	0.4%	0.3%	0.4%	0.0%	0.9%	8.9%	0.5%	0.0%	1,000
07/08			14:00	15:00	50	38	69.6%	10.8%	1.5%	1.5%	0.6%	0.8%	1.8%	1.2%	0.2%	0.6%	0.4%	0.4%	0.5%	0.0%	0.9%	8.8%	0.5%	0.0%	1,100
07/08			15:00	16:00	50	37	69.5%	10.7%	1.5%	1.5%	0.6%	0.9%	1.8%	1.2%	0.2%	0.7%	0.3%	0.3%	0.4%	0.0%	0.8%	8.8%	0.6%	0.0%	1,150
07/08			16:00	17:00	50	36	69.3%	10.8%	1.6%	1.6%	0.6%	0.9%	1.7%	1.2%	0.2%	0.7%	0.4%	0.3%	0.5%	0.0%	0.9%	8.9%	0.6%	0.0%	1,200
07/08			17:00	18:00	50	35	69.6%	10.8%	1.5%	1.5%	0.6%	0.8%	1.7%	1.1%	0.2%	0.7%	0.4%	0.3%	0.5%	0.0%	0.9%	8.9%	0.5%	0.0%	1,300
07/08			18:00	19:00	50	34	69.5%	10.7%	1.5%	1.5%	0.6%	0.9%	1.8%	1.2%	0.1%	0.7%	0.4%	0.3%	0.4%	0.0%	0.9%	8.8%	0.6%	0.0%	1,400
07/08			19:00	20:00	50	37	69.5%	10.7%	1.5%	1.5%	0.6%	0.9%	1.7%	1.2%	0.2%	0.7%	0.4%	0.3%	0.5%	0.0%	0.8%	8.9%	0.6%	0.0%	1,200
07/08			20:00	21:00	50	41	69.5%	10.8%	1.6%	1.6%	0.5%	1.0%	1.8%	1.2%	0.2%	0.6%	0.3%	0.2%	0.4%	0.0%	0.8%	8.8%	0.5%	0.0%	950
07/08			21:00	22:00	50	44	69.1%	10.7%	1.6%	1.6%	0.7%	0.9%	1.8%	1.2%	0.3%	0.7%	0.4%	0.3%	0.5%	0.0%	0.9%	8.7%	0.5%	0.0%	750
07/08			22:00	23:00	50	45	69.2%	10.7%	1.5%	1.5%	0.7%	1.0%	1.8%	1.1%	0.3%	0.7%	0.4%	0.3%	0.5%	0.0%	1.0%	8.8%	0.5%	0.0%	750
07/08			23:00	0:00	50	46	69.8%	10.8%	1.7%	1.7%	0.5%	0.8%	1.8%	1.2%	0.0%	0.7%	0.3%	0.3%	0.3%	0.0%	0.8%	8.8%	0.5%	0.0%	600
09/10	09/10	Fan Kam Road	0:00	1:00	50	49	62.8%	9.6%	3.5%	3.3%	1.3%	2.0%	3.7%	1.8%	0.0%	0.4%	0.4%	0.4%	0.4%	0.0%	1.1%	7.9%	1.3%	0.0%	500
09/10			1:00	2:00	50	49	64.6%	10.1%	3.5%	3.2%	1.3%	1.9%	4.0%	0.0%	0.0%	0.5%	0.5%	0.3%	0.5%	0.0%	0.0%	8.3%	1.3%	0.0%	400
09/10			2:00	3:00	50	49	64.7%	9.9%	3.5%	3.2%	1.4%	2.1%	4.2%	0.0%	0.0%	0.7%	0.4%	0.0%	0.7%	0.0%	0.0%	8.1%	1.1%	0.0%	300
09/10			3:00	4:00	50	50	65.4%	10.2%	3.5%	3.1%	1.3%	1.8%	4.0%	0.0%	0.0%	0.9%	0.0%	0.0%	0.0%	0.0%	0.0%	8.5%	1.3%	0.0%	200
09/10			4:00	5:00	50	50	65.1%	10.2%	3.2%	3.2%	1.6%	2.1%	3.7%	0.0%	0.0%	1.1%	0.0%	0.0%	0.0%	0.0%	0.0%	8.1%	1.6%	0.0%	200
09/10			5:00	6:00	50	50	63.2%	10.0%	3.2%	3.2%	1.6%	2.1%	3.7%	2.1%	0.0%	1.1%	0.0%	0.0%	0.0%	0.0%	1.1%	7.9%	1.1%	0.0%	200
09/10			6:00	7:00	50	49	63.2%	9.8%	3.5%	3.3%	1.4%	1.9%	3.8%	1.6%	0.0%	0.5%	0.3%	0.0%	0.5%	0.0%	1.1%	7.9%	1.1%	0.0%	400
09/10			7:00	8:00	50	48	62.4%	9.6%	3.6%	3.2%	1.3%	2.1%	3.9%	1.8%	0.2%	0.6%	0.3%	0.2%	0.4%	0.0%	1.1%	7.9%	1.3%	0.0%	900
09/10			8:00	9:00	50	47	62.8%	9.7%	3.4%	3.2%	1.3%	1.9%	3.9%	1.8%	0.1%	0.6%	0.3%	0.3%	0.4%	0.0%	1.2%	8.0%	1.2%	0.0%	1,500
09/10			9:00	10:00	50	47	62.5%	9.7%	3.5%	3.3%	1.3%	2.0%	4.0%	1.8%	0.1%	0.6%	0.3%	0.3%	0.4%	0.0%	1.2%	7.9%	1.2%	0.0%	1,400
09/10			10:00	11:00	50	47	62.7%	9.6%	3.5%	3.2%	1.3%	1.9%	3.9%	1.8%	0.1%	0.6%	0.3%	0.3%	0.4%	0.0%	1.2%	7.9%	1.2%	0.0%	1,450
09/10			11:00	12:00	50	47	62.6%	9.7%	3.5%	3.2%	1.3%	2.0%	3.9%	1.8%	0.1%	0.6%	0.4%	0.3%	0.4%	0.0%	1.2%	8.0%	1.2%	0.0%	1,350
09/10			12:00	13:00	50	47	62.6%	9.7%	3.5%	3.2%	1.2%	2.0%	3.9%	1.8%	0.2%	0.6%	0.3%	0.3%	0.3%	0.0%	1.1%	7.9%	1.2%	0.0%	1,150
09/10			13:00	14:00	50	48	69.5%	10.7%	1.4%	1.4%	0.6%	0.8%	1.6%	1.7%	0.2%	0.6%	0.3%	0.2%	0.4%	0.0%	1.2%	8.9%	0.5%	0.0%	1,150
09/10			14:00	15:00	50	47	69.3%	10.7%	1.4%	1.4%	0.6%	0.9%	1.6%	1.7%	0.2%	0.6%	0.3%	0.3%	0.4%	0.0%	1.2%	8.9%	0.6%	0.0%	1,300
09/10			15:00	16:00	50	47	69.6%	10.7%	1.3%	1.3%	0.5%	0.8%	1.6%	1.7%	0.2%	0.6%	0.4%	0.3%	0.4%	0.0%	1.1%	8.9%	0.5%	0.0%	1,350
09/10			16:00	17:00	50	47	69.4%	10.8%	1.4%	1.4%	0.5%	0.8%	1.6%	1.7%	0.1%	0.6%	0.4%	0.3%	0.4%	0.0%	1.2%	8.9%	0.5%	0.0%	1,400
09/10			17:00	18:00	50	47	69.4%	10.8%	1.3%	1.3%	0.6%	0.8%	1.6%	1.7%	0.1%	0.6%	0.4%	0.3%	0.5%	0.0%	1.2%	8.9%	0.5%	0.0%	1,500
09/10			18:00	19:00	50	47	69.4%	10.8%	1.4%	1.4%	0.6%	0.8%	1.6%	1.7%	0.1%	0.6%	0.4%	0.2%	0.4%	0.0%	1.2%	8.9%	0.5%	0.0%	1,650
09/10			19:00	20:00	50	47	69.6%	10.7%	1.3%	1.3%	0.5%	0.8%	1.6%	1.7%	0.2%	0.6%	0.4%	0.3%	0.4%	0.0%	1.2%	8.9%	0.5%	0.0%	1,350
09/10			20:00	21:00	50	48	69.5%	10.8%	1.3%	1.3%	0.6%	0.8%	1.6%	1.8%	0.2%	0.6%	0.4%	0.2%	0.5%	0.0%	1.2%	8.9%	0.5%	0.0%	1,100
09/10			21:00	22:00	50	48	69.2%	10.7%	1.3%	1.3%	0.6%	0.8%	1.6%	1.8%	0.2%	0.7%	0.5%	0.2%	0.5%	0.0%	1.2%	9.0%	0.5%	0.0%	850
09/10			22:00	23:00	50	48	69.4%	10.7%	1.3%	1.3%	0.6%	0.8%	1.7%	1.7%	0.1%	0.6%	0.4%	0.2%	0.5%	0.0%	1.2%	8.9%	0.5%	0.0%	800
09/10			23:00	0:00	50	49	69.7%	10.8%	1.3%	1.3%	0.6%	0.7%	1.6%	1.8%	0.0%	0.6%	0.3%	0.3%	0.4%	0.0%	1.2%	8.9%	0.6%	0.0%	700

2029 Base	Link ID	Road Section	1-hour interval Start	End	Speed Limit (km/hr)	Travel Speed (km/hr)	PC	TAXI	LGV3	LGV4	LGV6	HGV7	HGV8	PLB	PV4	PV5	NFB6	NFB7	NFB8	FBSD	FBDD	MC	HGV9	NFB9	Traffic Flows (veh/hr)
11	11	Fan Kam Road	0:00	1:00	50	49	64.7%	10.0%	2.6%	2.6%	1.1%	1.4%	3.1%	1.1%	0.0%	0.6%	0.3%	0.3%	0.3%	0.0%	2.9%	8.3%	0.9%	0.0%	350
11			1:00	2:00	50	49	66.9%	10.5%	2.8%	2.8%	1.1%	1.4%	3.1%	0.0%	0.0%	0.7%	0.4%	0.4%	0.4%	0.0%	0.0%	8.7%	1.1%	0.0%	300
11			2:00	3:00	50	49	67.4%	10.2%	2.8%	2.8%	0.9%	1.4%	3.3%	0.0%	0.0%	0.5%	0.5%	0.5%	0.5%	0.0%	0.0%	8.4%	0.9%	0.0%	200
11			3:00	4:00	50	50	66.9%	10.3%	2.9%	2.9%	1.1%	1.7%	2.9%	0.0%	0.0%	0.6%	0.6%	0.0%	0.6%	0.0%	0.0%	8.6%	1.1%	0.0%	200
11			4:00	5:00	50	50	67.1%	10.5%	2.8%	2.8%	1.4%	1.4%	3.5%	0.0%	0.0%	0.7%	0.0%	0.0%	0.7%	0.0%	0.0%	8.4%	0.7%	0.0%	150
11			5:00	6:00	50	50	64.2%	10.1%	2.7%	2.7%	1.4%	1.4%	3.4%	1.4%	0.0%	0.7%	0.0%	0.0%	0.7%	0.0%	2.7%	8.1%	0.7%	0.0%	150
11			6:00	7:00	50	49	64.7%	9.9%	2.8%	2.5%	1.1%	1.4%	2.8%	1.1%	0.0%	0.7%	0.4%	0.4%	0.4%	0.0%	2.8%	8.1%	1.1%	0.0%	300
11			7:00	8:00	50	48	64.6%	10.0%	2.7%	2.6%	1.1%	1.5%	3.0%	1.1%	0.1%	0.5%	0.3%	0.3%	0.4%	0.0%	2.7%	8.2%	1.0%	0.0%	750
11			8:00	9:00	50	47	64.6%	10.0%	2.7%	2.5%	1.0%	1.5%	3.0%	1.1%	0.1%	0.6%	0.3%	0.2%	0.4%	0.0%	2.8%	8.2%	1.0%	0.0%	1,250
11			9:00	10:00	50	47	64.5%	10.0%	2.7%	2.6%	1.1%	1.5%	3.0%	1.2%	0.1%	0.5%	0.4%	0.3%	0.4%	0.0%	2.8%	8.2%	1.0%	0.0%	1,150
11			10:00	11:00	50	47	64.6%	10.0%	2.7%	2.6%	1.1%	1.5%	3.0%	1.2%	0.1%	0.5%	0.4%	0.3%	0.4%	0.0%	2.7%	8.2%	1.0%	0.0%	1,150
11			11:00	12:00	50	47	64.6%	10.0%	2.7%	2.6%	1.0%	1.6%	3.1%	1.1%	0.1%	0.6%	0.3%	0.3%	0.4%	0.0%	2.7%	8.2%	0.9%	0.0%	1,100
11			12:00	13:00	50	47	64.6%	10.0%	2.7%	2.6%	1.1%	1.5%	3.0%	1.1%	0.1%	0.5%	0.3%	0.2%	0.4%	0.0%	2.8%	8.2%	1.0%	0.0%	950
11			13:00	14:00	50	48	68.6%	10.7%	1.4%	1.2%	0.6%	0.8%	1.6%	1.2%	0.1%	0.6%	0.3%	0.2%	0.5%	0.0%	2.9%	8.8%	0.5%	0.0%	900
11			14:00	15:00	50	47	68.7%	10.7%	1.3%	1.2%	0.5%	0.7%	1.5%	1.2%	0.1%	0.6%	0.3%	0.2%	0.4%	0.0%	3.0%	8.9%	0.5%	0.0%	1,000
11			15:00	16:00	50	47	68.7%	10.7%	1.4%	1.3%	0.5%	0.8%	1.6%	1.2%	0.1%	0.6%	0.4%	0.3%	0.4%	0.0%	3.0%	8.8%	0.5%	0.0%	1,050
11			16:00	17:00	50	47	68.6%	10.7%	1.4%	1.3%	0.5%	0.8%	1.6%	1.2%	0.1%	0.6%	0.4%	0.3%	0.5%	0.0%	3.0%	8.8%	0.5%	0.0%	1,050
11			17:00	18:00	50	47	68.6%	10.6%	1.4%	1.3%	0.5%	0.8%	1.6%	1.2%	0.1%	0.6%	0.4%	0.3%	0.4%	0.0%	2.9%	8.8%	0.5%	0.0%	1,150
11			18:00	19:00	50	47	68.7%	10.7%	1.4%	1.3%	0.5%	0.8%	1.5%	1.2%	0.1%	0.6%	0.3%	0.3%	0.4%	0.0%	3.0%	8.8%	0.5%	0.0%	1,200
11			19:00	20:00	50	47	68.8%	10.7%	1.3%	1.2%	0.5%	0.8%	1.5%	1.1%	0.1%	0.6%	0.4%	0.3%	0.4%	0.0%	3.0%	8.9%	0.5%	0.0%	1,050
11			20:00	21:00	50	48	68.6%	10.7%	1.3%	1.3%	0.5%	0.7%	1.6%	1.2%	0.1%	0.6%	0.4%	0.2%	0.5%	0.0%	3.0%	8.8%	0.5%	0.0%	850
11			21:00	22:00	50	48	68.7%	10.8%	1.4%	1.2%	0.5%	0.8%	1.5%	1.2%	0.2%	0.6%	0.3%	0.3%	0.5%	0.0%	2.9%	8.8%	0.5%	0.0%	650
11			22:00	23:00	50	48	68.5%	10.6%	1.4%	1.3%	0.5%	0.8%	1.6%	1.3%	0.2%	0.6%	0.3%	0.3%	0.5%	0.0%	3.0%	8.9%	0.5%	0.0%	650
11			23:00	0:00	50	49	68.7%	10.7%	1.3%	1.3%	0.6%	0.8%	1.5%	1.1%	0.0%	0.6%	0.4%	0.2%	0.4%	0.0%	3.0%	8.9%	0.6%	0.0%	550
12	12	Fan Kam Road	0:00	1:00	50	49	66.1%	10.2%	2.1%	2.1%	0.9%	1.2%	2.4%	1.2%	0.0%	0.6%	0.3%	0.3%	0.3%	0.0%	3.0%	8.4%	0.9%	0.0%	350
12			1:00	2:00	50	49	68.8%	10.7%	2.2%	2.2%	0.7%	1.5%	2.6%	0.0%	0.0%	0.7%	0.4%	0.4%	0.4%	0.0%	0.0%	8.8%	0.7%	0.0%	250
12			2:00	3:00	50	49	68.3%	10.7%	2.4%	2.0%	1.0%	1.5%	2.4%	0.0%	0.0%	0.5%	0.5%	0.5%	0.5%	0.0%	0.0%	8.8%	1.0%	0.0%	200
12			3:00	4:00	50	50	68.9%	11.0%	2.4%	2.4%	0.6%	1.2%	2.4%	0.0%	0.0%	0.6%	0.6%	0.0%	0.6%	0.0%	0.0%	8.5%	0.6%	0.0%	150
12			4:00	5:00	50	50	69.4%	10.5%	2.2%	2.2%	0.8%	1.5%	2.2%	0.0%	0.0%	0.8%	0.0%	0.0%	0.8%	0.0%	0.0%	9.0%	0.8%	0.0%	150
12			5:00	6:00	50	50	66.2%	10.1%	2.2%	2.2%	0.7%	1.4%	2.2%	1.4%	0.0%	0.7%	0.0%	0.0%	0.7%	0.0%	2.9%	8.6%	0.7%	0.0%	150
12			6:00	7:00	50	49	66.0%	10.1%	2.2%	1.9%	0.8%	1.1%	2.6%	1.1%	0.0%	0.8%	0.4%	0.4%	0.4%	0.0%	3.0%	8.6%	0.8%	0.0%	250
12			7:00	8:00	50	48	65.9%	10.2%	2.2%	2.0%	0.9%	1.3%	2.4%	1.3%	0.1%	0.6%	0.3%	0.3%	0.4%	0.0%	3.0%	8.5%	0.7%	0.0%	700
12			8:00	9:00	50	47	65.9%	10.2%	2.2%	2.0%	0.8%	1.2%	2.5%	1.2%	0.1%	0.6%	0.4%	0.3%	0.4%	0.0%	3.0%	8.4%	0.7%	0.0%	1,150
12			9:00	10:00	50	47	65.8%	10.2%	2.2%	2.1%	0.8%	1.2%	2.4%	1.2%	0.1%	0.7%	0.4%	0.3%	0.5%	0.0%	3.0%	8.4%	0.8%	0.0%	1,050
12			10:00	11:00	50	47	65.9%	10.2%	2.2%	2.1%	0.8%	1.2%	2.4%	1.2%	0.1%	0.7%	0.4%	0.3%	0.5%	0.0%	3.0%	8.4%	0.7%	0.0%	1,050
12			11:00	12:00	50	47	65.9%	10.2%	2.2%	2.0%	0.8%	1.3%	2.4%	1.3%	0.1%	0.6%	0.4%	0.3%	0.5%	0.0%	3.0%	8.5%	0.8%	0.0%	1,050
12			12:00	13:00	50	48	65.9%	10.2%	2.2%	2.0%	0.8%	1.2%	2.4%	1.2%	0.1%	0.7%	0.3%	0.2%	0.5%	0.0%	3.0%	8.4%	0.8%	0.0%	900
12			13:00	14:00	50	48	67.8%	10.6%	1.5%	1.5%	0.6%	1.0%	1.8%	1.2%	0.1%	0.6%	0.4%	0.2%	0.5%	0.0%	3.0%	8.7%	0.6%	0.0%	850
12			14:00	15:00	50	48	68.0%	10.6%	1.6%	1.5%	0.5%	1.0%	1.8%	1.2%	0.1%	0.5%	0.3%	0.2%	0.4%	0.0%	2.9%	8.7%	0.5%	0.0%	950
12			15:00	16:00	50	47	67.9%	10.6%	1.6%	1.5%	0.6%	0.9%	1.8%	1.2%	0.1%	0.6%	0.3%	0.2%	0.4%	0.0%	3.0%	8.8%	0.5%	0.0%	1,000
12			16:00	17:00	50	47	68.0%	10.6%	1.6%	1.5%	0.6%	0.9%	1.8%	1.2%	0.1%	0.6%	0.3%	0.3%	0.4%	0.0%	3.0%	8.8%	0.6%	0.0%	1,000
12			17:00	18:00	50	47	67.9%	10.6%	1.6%	1.6%	0.6%	0.9%	1.8%	1.2%	0.1%	0.6%	0.4%	0.3%	0.5%	0.0%	2.9%	8.8%	0.6%	0.0%	1,100
12			18:00	19:00	50	47	67.9%	10.6%	1.6%	1.5%	0.6%	0.9%	1.8%	1.2%	0.1%	0.6%	0.3%	0.3%	0.4%	0.0%	2.9%	8.7%	0.6%	0.0%	1,200
12			19:00	20:00	50	47	67.9%	10.6%	1.6%	1.5%	0.6%	0.9%	1.8%	1.2%	0.1%	0.6%	0.3%	0.3%	0.4%	0.0%	2.9%	8.7%	0.5%	0.0%	1,000
12			20:00	21:00	50	48	67.8%	10.5%	1.7%	1.5%	0.6%	0.9%	1.9%	1.1%	0.1%	0.6%	0.4%	0.3%	0.4%	0.0%	2.9%	8.8%	0.5%	0.0%	800
12			21:00	22:00	50	48	67.7%	10.5%	1.6%	1.5%	0.7%	1.0%	1.8%	1.1%	0.2%	0.7%	0.3%	0.3%	0.5%	0.0%	2.9%	8.7%	0.7%	0.0%	600
12			22:00	23:00	50	48	67.7%	10.5%	1.6%	1.5%	0.7%	1.0%	1.8%	1.2%	0.2%	0.7%	0.3%	0.3%	0.5%	0.0%	3.0%	8.7%	0.5%	0.0%	600
12			23:00	0:00	50	49	67.9%	10.5%	1.6%	1.6%	0.6%	1.0%	1.8%	1.2%	0.0%	0.6%	0.4%	0.2%	0.4%	0.0%	3.0%	8.7%	0.6%	0.0%	500
13/14	13/14	Castle Peak Road - Kwu Tung	0:00	1:00	50	30	64.8%	9.9%	2.7%	2.7%	1.0%	1.5%	3.2%	0.0%	0.0%	0.5%	0.5%	0.2%	0.5%	0.0%	3.6%	8.3%	0.7%	0.0%	450
13/14			1:00	2:00	50	30	67.3%	10.4%	2.7%	2.7%	0.9%	1.5%	3.3%	0.0%	0.0%	0.6%	0.6%	0.0%	0.6%	0.0%	0.0%	8.6%	0.9%	0.0%	350
13/14			2:00	3:00	50	30	67.2%	10.7%	3.1%	2.3%	1.1%	1.5%	3.1%	0.0%	0.0%	0.8%	0.4%	0.0%	0.4%	0.0%	0.0%	8.7%	0.8%	0.0%	250
13/14			3:00	4:00	50	30	67.0%	10.8%	3.1%	2.6%	1.0%	1.6%	3.1%	0.0%	0.0%	1.0%	0.0%	0.0%	0.4%	0.0%	0.0%	8.3%	1.0%	0.0%	200
13/14			4:00	5:00	50	30	68.3%	10.3%	2.8%	2.8%	1.2%	1.6%	2.8%	0.0%	0.0%	0.7%	0.0%	0.0%	0.0%	0.0%	0.0%	8.4%	1.2%	0.0%	150
13/14			5:00	6:00	50	30	64.7%	9.8%	3.0%	3.0%	1.2%	1.9%	3.0%	0.0%	0.0%	0.5%	0.0%	0.0%	0.0%	0.0%	3.5%	8.1%	1.2%	0.0%	200
13/14			6:00	7:00	50	30	64.9%	10.2%	2.7%	2.4%	0.9%	1.5%	3.0%	0.0%	0.0%	0.6%	0.6%	0.0%	0.6%	0.0%	3.6%	8.1%	0.9%	0.0%	350
13/14			7:00	8:00	50	28	64.4%	10.0%	2.9%	2.6%	1.0%	1.5%	3.1%	0.0%	0.2%	0.6%	0.3%	0.2%	0.3%	0.0%	3.6%	8.2%	1.0%	0.0%	850
13/14			8:00	9:00	50	26	64.9%	10.0%	2.7%	2.5%	0.9%	1.5%	3.0%	0.0%	0.1%	0.6%	0.4%	0.2%	0.4%	0.0%	3.7%	8.3%	0.9%	0.0%	1,350
13/14			9:00	10:00	50	27	64.5%	10.0%	2.8%	2.5%	0.9%	1.5%	3.1%	0.0%	0.1%	0.5%	0.4%	0.2%	0.5%	0.0%	3.7%	8.2%	0.9%	0.0%	1,300
13/14			10:00	11:00	50	27	64.5%	10.0%	2.8%	2.5%	0.9%	1.5%	3.1%	0.0%	0.1%	0.5%	0.4%	0.2%	0.4%	0.0%	3.7%	8.3%	0.9%	0.0%	1,300
13/14			11:00	12:00	50	27	64.5%	9.9%	2.8%	2.5%	0.9%	1.5%	3.1%	0.0%	0.2%	0.5%	0.4%	0.2%	0.4%	0.0%	3.8%	8.3%	0.9%	0.0%	1,200
13/14			12:00	13:00	50	27	64.2%	9.9%	2.8%	2.6%	1.0%	1.6%	3.1%	0.0%	0.2%	0.6%	0.4%	0.2%	0.4%	0.0%	3.8%	8.3%	0.9%	0.0%	1,050
13/14			13:00	14:00	50	28	69.5%	10.9%	1.3%	1.2%	0.4%	0.7%	1.4%	0.0%	0.2%	0.7%	0.4%	0.3%	0.5%	0.0%	3.5%	8.8%	0.4%	0.0%	1,050
13/14			14:00	15:00	50	28	69.5%	10.8%	1.2%	1.1%	0.4%	0.7%	1.4%	0.0%	0.2%	0.7%	0.4%	0.3%	0.4%	0.0%	3.5%	9.0%	0.4%	0.0%	1,150
13/14			15:00	16:00	50	27	69.6%	10.8%	1.2%	1.2%	0.4%	0.7%	1.4%	0.0%	0.2%	0.7%	0.4%	0.2%	0.5%	0.0%	3.5%	8.9%	0.4%	0.0%	1,250
13/14			16:00	17:00	50	27	69.4%	10.8%	1.2%	1.1%	0.4%	0.7%	1.3%	0.0%	0.2%	0.7%	0.4%	0.3%	0.5%	0.0%	3.5%	8.9%	0.5%	0.0%	1,250
13/14			17:00	18:00	50	27	69.4%	10.8%	1.3%	1.2%	0.4%	0.7%	1.4%	0.0%	0.1%	0.7%	0.4%	0.3%	0.5%	0.0%	3.5%	8.9%	0.4%	0.0%	1,350
13/14			18:00	19:00	50	26	69.6%	10.8%	1.2%	1.2%	0.4%	0.7%	1.4%	0.0%	0.1%	0.7%	0.4%	0.3%	0.5%	0.0%	3.5%	8.9%	0.4%	0.0%	1,450
13/14			19:00	20:00	50	27	69.4%	10.8%	1.2%	1.1%	0.4%	0.7%	1.4%	0.0%	0.2%	0.7%	0.4%	0.3%	0.5%	0.0%	3.5%	8.9%	0.5%	0.0%	1,250
13/14			20:00	21:00	50	28	69.6%	10.9%	1.1%	1.1%	0.4%	0.7%	1.3%	0.0%	0.2%	0.7%	0.4%	0.2%	0.5%	0.0%	3.4%	8.9%	0.4%	0.0%	1,000
13/14			21:00	22:00	50	29	69.8%	10.9%	1.2%	1.0%	0.4%	0.7%	1.3%	0.0%	0.1%	0.7%	0.4%	0.3%	0.4%	0.0%	3.4%	8.9%	0.5%	0.0%	800
13/14			22:00	23:00	50	29	69.8%	10.8%	1.2%	1.1%	0.4%	0.7%	1.3%	0.0%	0.1%	0.7%	0.4%	0.3%	0.4%	0.0%	3.5%	9.0%	0.4%	0.0%	750
13/14			23:00	0:00	50	30	70.1%	10.8%	1.1%	1.1%	0.3%	0.6%	1.5%	0.0%	0.0%	0.6%	0.3%	0.3%	0.5%	0.0%	3.4%	8.9%	0.3%	0.0%	600
15/16	15/16	Po Kin Road	0:00	1:00	50	30	67.6%	10.3%	2.0%	2.0%	0.8%	1.3%	2.5%	1.6%	0.0%	0.8%	0.8%	0.0%	0.8%	0.0%	0.0%	8.7%	0.8%	0.0%	250
15/16			1:00	2:00	50	30	69.2%	10.4%	2.4%	2.4%	0.9%	1.4%	2.4%	0.0%	0.0%	0.9%	0.5%	0.0%	0.5%	0.0%	0.0%	8.5%	0.5%	0.0%	200
15/16			2:00	3:00	50	30	69.7%	11.4%	1.9%	1.9%	1.3%	1.3%	2.5%	0.0%	0.0%	0.6%	0.0%	0.0%	0.0%	0.0%	0.0%	8.9%	0.6%	0.0%	200
15/16			3:00	4:00	50	30	69.6%	11.0%	2.3%	2.3%	0.8%	1.6%	2.3%	0.0%	0.0%	0.0%	0.0%	0.0%	0.0%	0.0%	0.0%	9.4%	0.8%	0.0%	100
15/16			4:00	5:00	50	30	69.3%	11.5%	1.9%	1.9%	0.9%	1.9%	2.9%	0.0%	0.0%	0.0%	0.0%	0.0%	0.0%	0.0%	0.0%	9.6%	0.0%	0.0%	100
15/16			5:00	6:00	50	30	68.0%	11.3%	1.9%	1.9%	0.9%	1.9%	2.8%	1.9%	0.0%	0.0%	0.0%	0.0%	0.0%	0.0%	0.0%	9.4%	0.0%	0.0%	100
15/16			6:00	7:00	50	30	69.1%	11.0%	2.5%	1.5%	1.0%	1.5%	2.5%	1.0%	0.0%	0.5%	0.0%	0.0%	0.0%	0.0%	0.0%	9.0%	0.5%	0.0%	200
15/16			7:00	8:00	50	30	67.7%	10.6%	2.1%	1.9%	1.0%	1.3%	2.5%	1.3%	0.4%	0.6%	0.4%	0.4%	0.4%	0.0%	0.0%	8.7%	0.6%	0.0%	450
15/16			8:00	9:00	50	28	68.0%	10.6%	2.2%	2.0%	0.9%	1.3%	2.4%	1.4%	0.2%	0.6%	0.5%	0.2%	0.5%	0.0%	0.0%	8.7%	0.7%	0.0%	800
15/16			9:00	10:00	50	28	67.9%	10.6%	2.1%	2.0%	0.9%	1.3%	2.4%	1.4%	0.2%	0.6%	0.5%	0.2%	0.5%	0.0%	0.0%	8.6%	0.8%	0.0%	750
15/16			10:00	11:00	50	28	67.9%	10.6%	2.2%	2.0%	0.9%	1.2%	2.4%	1.4%	0.2%	0.6%	0.5%	0.2%	0.5%	0.0%	0.0%	8.6%	0.8%	0.0%	750
15/16			11:00	12:00	50	28	67.8%	10.6%	2.2%	1.9%	0.9%	1.3%	2.3%	1.4%	0.3%	0.6%	0.5%	0.3%	0.5%	0.0%	0.0%	8.6%	0.8%	0.0%	750
15/16			12:00	13:00	50	29	68.0%	10.7%	2.3%	2.0%	0.9%	1.2%	2.3%	1.3%	0.3%	0.6%	0.4%	0.3%	0.4%	0.0%	0.0%	8.6%	0.8%	0.0%	650
15/16			13:00	14:00	50	29	67.1%	10.5%	2.5%	2.2%	0.8%	1.4%	2.6%	1.4%	0.3%	0.5%	0.5%	0.3%	0.5%	0.0%	0.1%	8.5%	0.8%	0.0%	650
15/16			14:00	15:00	50	29	66.6%	10.4%	2.6%	2.3%	1.0%	1.3%	2.6%	1.4%	0.3%	0.6%	0.6%	0.3%	0.6%	0.0%	0.3%	8.5%	0.9%	0.0%	700
15/16			15:00	16:00	50	29	67.0%	10.5%	2.4%	2.1%	0.9%	1.3%	2.7%	1.3%	0.3%	0.5%	0.5%	0.3%	0.5%	0.0%	0.3%	8.5%	0.8%	0.0%	750
15/16			16:00	17:00	50	28	66.7%	10.4%	2.5%	2.4%	0.9%	1.4%	2.7%	1.4%	0.3%	0.5%	0.5%	0.3%	0.5%	0.0%	0.3%	8.5%	0.8%	0.0%	800
15/16			17:00	18:00	50	28	67.0%	10.4%	2.6%	2.3%	0.9%	1.3%	2.7%	1.3%	0.2%	0.5%	0.5%	0.2%	0.5%	0.0%	0.2%	8.5%	0.9%	0.0%	800
15/16			18:00	19:00	50	28	66.9%	10.4%	2.5%	2.3%	0.9%	1.4%	2.7%	1.4%	0.2%	0.5%	0.5%	0.2%	0.5%	0.0%	0.2%	8.5%	0.9%	0.0%	850
15/16			19:00	20:00	50	28	67.0%	10.5%	2.4%	2.2%	0.9%	1.4%	2.6%	1.3%	0.3%	0.5%	0.5%	0.3%	0.5%	0.0%	0.3%	8.5%	0.8%	0.0%	750
15/16			20:00	21:00	50	29	67.1%	10.6%	2.5%	2.2%	0.8%	1.4%	2.7%	1.3%	0.3%	0.3%	0.3%	0.3%	0.3%	0.0%	0.2%	8.6%	0.8%	0.0%	600
15/16			21:00	22:00	50	30	66.7%	10.4%	2.6%	2.4%	1.1%	1.3%	2.8%	1.3%	0.4%	0.4%	0.4%	0.4%	0.4%	0.0%	0.2%	8.5%	0.6%	0.0%	500
15/16			22:00	23:00	50	30	67.6%	10.5%	2.3%	2.1%	0.9%	1.3%	2.8%	1.3%	0.2%	0.4%	0.4%	0.2%	0.4%	0.0%	0.2%	8.6%	0.6%	0.0%	450
15/16			23:00	0:00	50	30	67.4%	10.6%	2.7%	2.1%	0.8%	1.3%	2.7%	1.3%	0.0%	0.5%	0.5%	0.0%	0.5%	0.0%	0.3%	8.5%	0.8%	0.0%	400
17/18	17/18	Po Kin Road	0:00	1:00	50	30	67.2%	10.4%	2.1%	2.1%	0.8%	1.3%	2.5%	1.7%	0.0%	0.8%	0.8%	0.0%	0.8%	0.0%	0.0%	8.7%	0.8%	0.0%	200
17/18			1:00	2:00	50	30	70.6%	10.8%	2.1%	2.1%	1.0%	1.5%	2.6%	0.0%	0.0%	0.0%	0.0%	0.0%	0.0%	0.0%	0.0%	8.8%	0.5%	0.0%	200
17/18			2:00	3:00	50	30	70.7%	10.8%	1.8%	1.8%	1.4%	1.4%	2.7%	0.0%	0.0%	0.0%	0.0%	0.0%	0.0%	0.0%	0.0%	9.0%	0.5%	0.0%	150
17/18			3:00	4:00	50	30	69.1%	10.8%	2.5%	2.5%	0.8%	1.7%	3.3%	0.0%	0.0%	0.0%	0.0%	0.0%	0.0%	0.0%	0.0%	9.2%	0.0%	0.0%	100
17/18			4:00	5:00	50	30	71.1%	11.3%	2.1%	2.1%	0.0%	1.1%	3.1%	0.0%	0.0%	0.0%	0.0%	0.0%	0.0%	0.0%	0.0%	9.3%	0.0%	0.0%	100
17/18			5:00	6:00	50	30	70.5%	10.5%	2.1%	2.1%	0.0%	1.1%	3.2%	2.1%	0.0%	0.0%	0.0%	0.0%	0.0%	0.0%	0.0%	8.4%	0.0%	0.0%	100
17/18			6:00	7:00	50	30	69.3%	11.1%	2.1%	1.6%	1.1%	1.6%	2.7%	1.1%	0.0%	0.0%	0.0%	0.0%	0.0%	0.0%	0.0%	9.0%	0.5%	0.0%	200
17/18			7:00	8:00	50	28	67.8%	10.5%	2.2%	2.0%	0.8%	1.2%	2.6%	1.6%	0.4%	0.4%	0.4%	0.4%	0.4%	0.0%	0.0%	8.5%	0.6%	0.0%	400
17/18			8:00	9:00	50	25	67.8%	10.6%	2.2%	2.0%	0.8%	1.3%	2.5%	1.4%	0.2%	0.5%	0.5%	0.2%	0.5%	0.0%	0.0%	8.7%	0.7%	0.0%	700
17/18			9:00	10:00	50	25	67.6%	10.6%	2.2%	2.1%	0.9%	1.3%	2.4%	1.4%	0.3%	0.5%	0.5%	0.3%	0.5%	0.0%	0.0%	8.5%	0.8%	0.0%	700
17/18			10:00	11:00	50	25	67.5%	10.6%	2.2%	2.1%	0.9%	1.3%	2.4%	1.4%	0.3%	0.5%	0.5%	0.3%	0.5%	0.0%	0.0%	8.7%	0.8%	0.0%	700
17/18			11:00	12:00	50	26	67.7%	10.6%	2.1%	2.0%	0.9%	1.3%	2.4%	1.3%	0.3%	0.5%	0.5%	0.3%	0.5%	0.0%	0.0%	8.7%	0.8%	0.0%	650
17/18			12:00	13:00	50	26	67.7%	10.5%	2.2%	2.1%	0.8%	1.3%	2.5%	1.4%	0.3%	0.5%	0.5%	0.3%	0.5%	0.0%	0.0%	8.6%	0.8%	0.0%	500
17/18			13:00	14:00	50	27	66.9%	10.3%	2.7%	2.3%	1.0%	1.5%	2.8%	1.3%	0.3%	0.3%	0.3%	0.3%	0.3%	0.0%	0.0%	8.6%	0.8%	0.0%	600
17/18			14:00	15:00	50	26	66.1%	10.2%	2.7%	2.4%	0.9%	1.4%	2.9%	1.5%	0.3%	0.6%	0.6%	0.3%	0.6%	0.0%	0.0%	8.6%	0.9%	0.0%	700
17/18			15:00	16:00	50	26	66.1%	10.3%	2.7%	2.4%	1.0%	1.4%	3.0%	1.4%	0.3%	0.6%	0.6%	0.3%	0.6%	0.0%	0.0%	8.6%	0.9%	0.0%	700
17/18			16:00	17:00	50	26	66.5%	10.3%	2.6%	2.4%	1.0%	1.5%	2.9%	1.4%	0.3%	0.6%	0.6%	0.3%	0.6%	0.0%	0.0%	8.5%	0.8%	0.0%	700
17/18			17:00	18:00	50	25	66.3%	10.2%	2.7%	2.4%	1.0%	1.4%	2.9%	1.5%	0.3%	0.5%	0.5%	0.3%	0.5%	0.0%	0.0%	8.6%	0.9%	0.0%	800
17/18			18:00	19:00	50	25	66.5%	10.3%	2.7%	2.4%	1.0%	1.5%	2.8%	1.5%	0.2%	0.5%	0.5%	0.2%	0.5%	0.0%	0.0%	8.6%	1.0%	0.0%	800
17/18			19:00	20:00	50	26	66.2%	10.3%	2.7%	2.4%	1.0%	1.5%	2.9%	1.4%	0.3%	0.6%	0.6%	0.3%	0.6%	0.0%	0.0%	8.6%	0.8%	0.0%	700
17/18			20:00	21:00	50	27	66.6%	10.2%	2.7%	2.5%	0.9%	1.4%	2.9%	1.4%	0.4%	0.4%	0.4%	0.4%	0.4%	0.0%	0.0%	8.8%	0.9%	0.0%	600
17/18			21:00	22:00	50	28	66.4%	10.2%	2.5%	2.5%	1.1%	1.4%	2.9%	1.4%	0.5%	0.5%	0.5%	0.5%	0.5%	0.0%	0.0%	8.4%	0.9%	0.0%	400
17/18			22:00	23:00	50	28	66.2%	10.4%	2.5%	2.5%	1.2%	1.4%	3.0%	1.4%	0.5%	0.5%	0.5%	0.5%	0.5%	0.0%	0.0%	8.5%	0.7%	0.0%	400
17/18			23:00	0:00	50	29	66.3%	10.3%	2.8%	2.5%	0.8%	1.4%	3.1%	1.7%	0.0%	0.6%	0.6%	0.0%	0.6%	0.0%	0.0%	8.6%	0.8%	0.0%	400

2029 Base	Link ID	Road Section	1-hour interval Start	End	Speed Limit (km/hr)	Travel Speed (km/hr)	PC	TAXI	LGV3	LGV4	LGV6	HGV7	HGV8	PLB	PV4	PV5	NFB6	NFB7	NFB8	FBSD	FBDD	MC	HGV9	NFB9	Traffic Flows (veh/hr)
19/20	19/20	Po Kin Road	0:00	1:00	50	***30***	64.2%	10.0%	2.2%	2.2%	1.1%	1.1%	2.2%	2.2%	0.0%	1.1%	0.0%	0.0%	0.5%	0.5%	3.2%	8.3%	1.1%	0.0%	**200**
19/20			1:00	2:00	50	***30***	69.4%	10.5%	2.9%	1.4%	1.4%	1.4%	2.9%	0.0%	0.0%	1.0%	0.0%	0.0%	0.0%	0.0%	0.0%	9.1%	0.0%	0.0%	**150**
19/20			2:00	3:00	50	***30***	68.2%	11.2%	1.9%	1.9%	1.9%	1.9%	3.7%	0.0%	0.0%	1.0%	0.0%	0.0%	0.0%	0.0%	0.0%	8.4%	0.0%	0.0%	**100**
19/20			3:00	4:00	50	***30***	70.2%	10.7%	2.4%	2.4%	0.0%	2.4%	2.4%	0.0%	0.0%	0.0%	0.0%	0.0%	0.0%	0.0%	0.0%	9.5%	0.0%	0.0%	**100**
19/20			4:00	5:00	50	***30***	71.4%	11.4%	2.9%	2.9%	0.0%	0.0%	2.9%	0.0%	0.0%	0.0%	0.0%	0.0%	0.0%	0.0%	0.0%	8.6%	0.0%	0.0%	**100**
19/20			5:00	6:00	50	***30***	67.2%	11.0%	2.8%	2.8%	0.0%	0.0%	2.8%	2.8%	0.0%	0.0%	0.0%	0.0%	0.0%	0.0%	2.6%	8.3%	0.0%	0.0%	**100**
19/20			6:00	7:00	50	***30***	65.3%	10.4%	2.8%	1.4%	1.4%	1.4%	2.8%	2.8%	0.0%	0.7%	0.0%	0.0%	0.0%	0.0%	2.6%	8.4%	0.0%	0.0%	**200**
19/20			7:00	8:00	50	***29***	64.2%	10.1%	2.1%	1.9%	1.1%	1.1%	2.7%	2.7%	0.0%	0.8%	0.5%	0.5%	0.5%	0.3%	2.8%	8.2%	0.5%	0.0%	**400**
19/20			8:00	9:00	50	***26***	64.7%	10.1%	2.1%	1.8%	0.9%	1.2%	2.4%	2.4%	0.0%	0.8%	0.3%	0.3%	0.5%	0.3%	3.1%	8.3%	0.6%	0.0%	**600**
19/20			9:00	10:00	50	***27***	64.5%	10.1%	2.1%	1.7%	1.0%	1.2%	2.4%	2.4%	0.0%	0.9%	0.3%	0.3%	0.5%	0.4%	3.0%	8.3%	0.7%	0.0%	**550**
19/20			10:00	11:00	50	***27***	64.6%	10.0%	2.1%	1.7%	1.0%	1.2%	2.4%	2.4%	0.0%	0.9%	0.3%	0.3%	0.5%	0.4%	3.0%	8.3%	0.7%	0.0%	**550**
19/20			11:00	12:00	50	***27***	64.6%	10.0%	2.1%	1.8%	1.1%	1.2%	2.3%	2.5%	0.0%	0.9%	0.4%	0.4%	0.5%	0.4%	2.9%	8.2%	0.7%	0.0%	**550**
19/20			12:00	13:00	50	***28***	64.8%	10.1%	2.1%	1.9%	0.8%	1.3%	2.3%	2.5%	0.0%	0.6%	0.4%	0.4%	0.4%	0.2%	3.0%	8.4%	0.8%	0.0%	**450**
19/20			13:00	14:00	50	***28***	64.8%	10.0%	1.8%	1.5%	0.9%	1.1%	2.0%	2.7%	0.0%	0.7%	0.4%	0.4%	0.4%	0.5%	4.0%	8.2%	0.7%	0.0%	**450**
19/20			14:00	15:00	50	***28***	64.5%	10.0%	1.8%	1.6%	0.8%	1.0%	2.0%	2.8%	0.0%	1.0%	0.4%	0.4%	0.4%	0.4%	4.0%	8.2%	0.6%	0.0%	**500**
19/20			15:00	16:00	50	***27***	64.8%	9.9%	1.9%	1.7%	0.9%	0.9%	2.3%	2.7%	0.0%	1.0%	0.4%	0.4%	0.4%	0.4%	3.8%	8.2%	0.6%	0.0%	**550**
19/20			16:00	17:00	50	***27***	64.6%	9.9%	1.8%	1.6%	0.9%	1.1%	2.2%	2.8%	0.0%	0.9%	0.4%	0.4%	0.4%	0.4%	3.8%	8.3%	0.5%	0.0%	**550**
19/20			17:00	18:00	50	***27***	64.6%	10.0%	1.9%	1.7%	0.9%	1.0%	2.3%	2.7%	0.0%	0.8%	0.3%	0.3%	0.3%	0.3%	4.0%	8.2%	0.5%	0.0%	**600**
19/20			18:00	19:00	50	***27***	64.7%	10.0%	1.9%	1.7%	0.9%	1.0%	2.2%	2.7%	0.0%	0.8%	0.3%	0.3%	0.3%	0.3%	3.9%	8.2%	0.5%	0.0%	**600**
19/20			19:00	20:00	50	***27***	64.7%	10.1%	1.9%	1.7%	0.9%	1.1%	2.2%	2.6%	0.0%	0.9%	0.4%	0.4%	0.4%	0.4%	3.7%	8.0%	0.6%	0.0%	**550**
19/20			20:00	21:00	50	***28***	64.8%	10.2%	1.9%	1.7%	0.7%	1.0%	1.9%	2.9%	0.0%	0.7%	0.5%	0.5%	0.5%	0.2%	3.8%	8.1%	0.7%	0.0%	**400**
19/20			21:00	22:00	50	***29***	64.8%	10.0%	1.8%	1.5%	0.9%	0.9%	1.8%	2.7%	0.0%	0.9%	0.6%	0.6%	0.6%	0.3%	3.9%	8.1%	0.6%	0.0%	**350**
19/20			22:00	23:00	50	***29***	64.4%	10.1%	1.8%	1.6%	0.9%	0.9%	1.9%	2.7%	0.0%	0.9%	0.6%	0.6%	0.6%	0.3%	4.0%	7.9%	0.6%	0.0%	**300**
19/20			23:00	0:00	50	***30***	64.9%	10.4%	1.9%	1.9%	0.7%	1.1%	1.9%	3.0%	0.0%	0.7%	0.0%	0.0%	0.0%	0.4%	4.1%	8.2%	0.7%	0.0%	**300**
21	21	Po Kin Road	0:00	1:00	50	***29***	50.8%	8.3%	2.5%	2.5%	0.8%	0.8%	2.5%	2.5%	0.0%	0.8%	0.0%	0.0%	0.0%	0.8%	20.0%	6.7%	0.8%	0.0%	**100**
21			1:00	2:00	50	***30***	68.4%	10.5%	2.6%	2.6%	1.3%	1.3%	2.6%	0.0%	0.0%	1.3%	0.0%	0.0%	0.0%	0.0%	0.0%	7.9%	1.3%	0.0%	**100**
21			2:00	3:00	50	***30***	66.1%	10.2%	3.4%	3.4%	1.7%	1.7%	3.4%	0.0%	0.0%	0.0%	0.0%	0.0%	0.0%	0.0%	0.0%	8.5%	1.7%	0.0%	**50**
21			3:00	4:00	50	***30***	67.4%	10.9%	2.2%	2.2%	2.2%	2.2%	4.4%	0.0%	0.0%	0.0%	0.0%	0.0%	0.0%	0.0%	0.0%	8.7%	0.0%	0.0%	**50**
21			4:00	5:00	50	***30***	68.4%	10.5%	2.6%	2.6%	0.0%	2.6%	5.3%	0.0%	0.0%	0.0%	0.0%	0.0%	0.0%	0.0%	0.0%	7.9%	0.0%	0.0%	**50**
21			5:00	6:00	50	***30***	53.1%	8.2%	2.0%	2.0%	0.0%	2.0%	4.1%	2.0%	0.0%	0.0%	0.0%	0.0%	0.0%	0.0%	20.4%	6.1%	0.0%	0.0%	**50**
21			6:00	7:00	50	***30***	51.6%	8.4%	2.1%	2.1%	1.1%	1.1%	2.1%	2.1%	0.0%	1.1%	0.0%	0.0%	0.0%	1.1%	20.0%	6.3%	1.1%	0.0%	**100**
21			7:00	8:00	50	***26***	51.4%	8.1%	2.0%	2.0%	0.8%	1.2%	2.4%	2.4%	0.0%	0.4%	0.4%	0.4%	0.4%	0.4%	20.2%	6.5%	0.8%	0.0%	**250**
21			8:00	9:00	50	***24***	51.4%	8.1%	2.1%	2.1%	0.9%	1.2%	2.4%	2.4%	0.0%	0.6%	0.3%	0.3%	0.3%	0.6%	20.1%	6.3%	0.9%	0.0%	**350**
21			9:00	10:00	50	***23***	51.4%	8.1%	2.1%	2.1%	0.8%	1.3%	2.6%	2.4%	0.0%	0.5%	0.3%	0.3%	0.3%	0.5%	20.2%	6.3%	0.8%	0.0%	**400**
21			10:00	11:00	50	***23***	51.6%	8.1%	2.1%	2.1%	0.8%	1.3%	2.6%	2.4%	0.0%	0.5%	0.3%	0.3%	0.3%	0.5%	20.2%	6.3%	0.8%	0.0%	**400**
21			11:00	12:00	50	***24***	51.6%	8.1%	2.2%	2.2%	0.8%	1.1%	2.4%	2.4%	0.0%	0.5%	0.3%	0.3%	0.3%	0.5%	20.3%	6.2%	0.8%	0.0%	**350**
21			12:00	13:00	50	***25***	50.9%	8.1%	2.2%	2.2%	0.9%	1.3%	2.5%	2.5%	0.0%	0.6%	0.3%	0.3%	0.3%	0.6%	20.0%	6.3%	0.9%	0.0%	**300**
21			13:00	14:00	50	***26***	62.5%	9.6%	1.3%	1.3%	0.7%	0.7%	1.3%	1.7%	0.3%	0.7%	0.3%	0.3%	0.3%	0.3%	10.3%	8.0%	0.3%	0.0%	**300**
21			14:00	15:00	50	***26***	62.7%	9.7%	1.2%	1.2%	0.6%	0.9%	1.5%	1.5%	0.3%	0.6%	0.3%	0.3%	0.3%	0.3%	10.3%	7.9%	0.3%	0.0%	**350**
21			15:00	16:00	50	***25***	62.8%	9.7%	1.2%	1.2%	0.6%	0.9%	1.4%	1.7%	0.3%	0.6%	0.3%	0.3%	0.3%	0.3%	10.3%	8.0%	0.3%	0.0%	**350**
21			16:00	17:00	50	***25***	62.9%	9.7%	1.1%	1.1%	0.6%	0.8%	1.4%	1.7%	0.3%	0.6%	0.3%	0.3%	0.3%	0.3%	10.3%	8.0%	0.6%	0.0%	**350**
21			17:00	18:00	50	***24***	62.4%	9.7%	1.3%	1.3%	0.5%	0.8%	1.3%	1.5%	0.3%	0.5%	0.5%	0.3%	0.5%	0.5%	10.2%	7.9%	0.5%	0.0%	**400**
21			18:00	19:00	50	***22***	62.6%	9.8%	1.2%	1.2%	0.6%	0.8%	1.4%	1.6%	0.2%	0.6%	0.4%	0.2%	0.4%	0.4%	10.2%	8.0%	0.4%	0.0%	**500**
21			19:00	20:00	50	***25***	63.0%	9.9%	1.1%	1.1%	0.6%	0.9%	1.4%	1.7%	0.3%	0.6%	0.3%	0.3%	0.3%	0.3%	10.2%	7.9%	0.3%	0.0%	**350**
21			20:00	21:00	50	***27***	62.6%	10.0%	1.1%	1.1%	0.7%	0.7%	1.4%	1.4%	0.4%	0.7%	0.4%	0.4%	0.4%	0.4%	10.3%	7.8%	0.4%	0.0%	**300**
21			21:00	22:00	50	***28***	62.4%	10.0%	1.4%	1.4%	0.5%	0.9%	1.4%	1.8%	0.0%	0.5%	0.5%	0.0%	0.5%	0.5%	10.0%	8.1%	0.5%	0.0%	**200**
21			22:00	23:00	50	***28***	63.0%	9.7%	1.4%	1.4%	0.5%	0.9%	1.4%	1.4%	0.0%	0.5%	0.5%	0.0%	0.5%	0.5%	10.2%	7.9%	0.5%	0.0%	**200**
21			23:00	0:00	50	***29***	63.1%	10.1%	1.1%	1.1%	0.6%	0.6%	1.1%	1.7%	0.0%	0.6%	0.6%	0.0%	0.6%	0.6%	10.1%	7.8%	0.6%	0.0%	**200**
22	22	Po Kin Road	0:00	1:00	50	***29***	62.7%	9.7%	1.5%	1.5%	0.8%	0.8%	1.5%	1.5%	0.0%	0.8%	0.8%	0.0%	0.8%	0.0%	9.0%	8.2%	0.8%	0.0%	**150**
22			1:00	2:00	50	***30***	71.0%	11.0%	2.0%	2.0%	1.0%	1.0%	2.0%	0.0%	0.0%	1.0%	0.0%	0.0%	0.0%	0.0%	0.0%	9.0%	0.0%	0.0%	**100**
22			2:00	3:00	50	***30***	71.1%	10.5%	1.3%	1.3%	1.3%	1.3%	2.6%	0.0%	0.0%	1.3%	0.0%	0.0%	0.0%	0.0%	0.0%	9.2%	0.0%	0.0%	**100**
22			3:00	4:00	50	***30***	72.1%	11.5%	1.6%	1.6%	0.0%	1.6%	3.3%	0.0%	0.0%	0.0%	0.0%	0.0%	0.0%	0.0%	0.0%	8.2%	0.0%	0.0%	**50**
22			4:00	5:00	50	***30***	74.5%	10.6%	2.1%	2.1%	0.0%	0.0%	2.1%	0.0%	0.0%	0.0%	0.0%	0.0%	0.0%	0.0%	0.0%	8.5%	0.0%	0.0%	**50**
22			5:00	6:00	50	***30***	66.0%	9.4%	1.9%	1.9%	0.0%	0.0%	1.9%	1.9%	0.0%	0.0%	0.0%	0.0%	0.0%	0.0%	9.4%	7.6%	0.0%	0.0%	**50**
22			6:00	7:00	50	***30***	64.2%	9.4%	0.9%	0.9%	0.9%	0.9%	1.9%	1.9%	0.0%	0.9%	0.0%	0.0%	0.0%	0.0%	9.4%	8.5%	0.0%	0.0%	**100**
22			7:00	8:00	50	***27***	63.1%	9.7%	1.4%	1.4%	0.7%	0.7%	1.8%	1.4%	0.4%	0.7%	0.4%	0.4%	0.4%	0.0%	9.3%	7.9%	0.4%	0.0%	**300**
22			8:00	9:00	50	***22***	63.2%	9.8%	1.4%	1.4%	0.6%	0.8%	1.6%	1.6%	0.2%	0.6%	0.4%	0.2%	0.4%	0.0%	9.4%	8.0%	0.6%	0.0%	**450**
22			9:00	10:00	50	***24***	62.9%	9.8%	1.4%	1.4%	0.7%	0.7%	1.6%	1.6%	0.2%	0.7%	0.5%	0.2%	0.5%	0.0%	9.3%	7.9%	0.5%	0.0%	**450**
22			10:00	11:00	50	***24***	63.0%	9.8%	1.4%	1.4%	0.7%	0.7%	1.6%	1.6%	0.2%	0.7%	0.5%	0.2%	0.5%	0.0%	9.3%	7.9%	0.5%	0.0%	**450**
22			11:00	12:00	50	***24***	63.1%	9.8%	1.4%	1.4%	0.5%	0.7%	1.7%	1.7%	0.2%	0.5%	0.5%	0.2%	0.5%	0.0%	9.4%	7.9%	0.5%	0.0%	**400**
22			12:00	13:00	50	***25***	63.2%	9.8%	1.4%	1.4%	0.6%	0.8%	1.7%	1.7%	0.3%	0.6%	0.3%	0.3%	0.3%	0.0%	9.3%	7.9%	0.6%	0.0%	**350**
22			13:00	14:00	50	***25***	59.4%	9.2%	1.8%	1.8%	0.6%	0.9%	2.1%	1.8%	0.3%	0.6%	0.3%	0.3%	0.6%	0.0%	12.2%	7.7%	0.6%	0.0%	**350**
22			14:00	15:00	50	***24***	59.4%	9.1%	1.9%	1.6%	0.8%	1.1%	2.2%	1.9%	0.3%	0.5%	0.3%	0.3%	0.5%	0.0%	12.1%	7.5%	0.5%	0.0%	**350**
22			15:00	16:00	50	***24***	59.7%	9.2%	1.8%	1.8%	0.8%	1.0%	2.0%	1.8%	0.3%	0.5%	0.3%	0.3%	0.5%	0.0%	12.0%	7.7%	0.5%	0.0%	**400**
22			16:00	17:00	50	***24***	59.2%	9.3%	2.0%	1.7%	0.7%	1.0%	2.0%	2.0%	0.3%	0.5%	0.3%	0.3%	0.5%	0.0%	12.0%	7.6%	0.7%	0.0%	**400**
22			17:00	18:00	50	***23***	60.0%	9.2%	1.8%	1.6%	0.7%	0.9%	1.8%	1.8%	0.2%	0.5%	0.2%	0.2%	0.5%	0.0%	12.2%	7.6%	0.7%	0.0%	**450**
22			18:00	19:00	50	***24***	59.6%	9.3%	1.9%	1.7%	0.7%	1.0%	1.9%	1.9%	0.2%	0.5%	0.2%	0.2%	0.5%	0.0%	12.1%	7.6%	0.7%	0.0%	**400**
22			19:00	20:00	50	***24***	59.5%	9.3%	2.0%	1.8%	0.8%	1.0%	2.0%	2.0%	0.3%	0.5%	0.3%	0.3%	0.5%	0.0%	12.0%	7.5%	0.5%	0.0%	**400**
22			20:00	21:00	50	***26***	59.9%	9.2%	1.9%	1.6%	0.6%	1.0%	1.9%	1.9%	0.3%	0.3%	0.3%	0.3%	0.3%	0.0%	12.1%	7.6%	0.6%	0.0%	**300**
22			21:00	22:00	50	***27***	59.3%	9.3%	2.0%	1.6%	0.8%	0.8%	2.0%	2.0%	0.4%	0.4%	0.4%	0.4%	0.4%	0.0%	12.1%	7.7%	0.4%	0.0%	**250**
22			22:00	23:00	50	***27***	59.4%	9.4%	2.1%	1.6%	0.8%	0.8%	2.1%	2.1%	0.4%	0.4%	0.4%	0.4%	0.4%	0.0%	11.9%	7.4%	0.4%	0.0%	**250**
22			23:00	0:00	50	***28***	60.3%	9.6%	2.0%	1.5%	0.5%	1.0%	2.0%	2.0%	0.0%	0.5%	0.0%	0.0%	0.5%	0.0%	12.1%	7.5%	0.5%	0.0%	**200**
23	23	Pak Wo Road	0:00	1:00	50	***40***	58.7%	9.0%	2.5%	2.5%	1.0%	1.5%	3.0%	1.0%	0.0%	0.5%	0.5%	0.5%	0.5%	0.0%	10.5%	7.5%	1.0%	0.0%	**200**
23			1:00	2:00	50	***40***	63.7%	10.2%	3.2%	2.6%	1.3%	1.9%	3.2%	0.0%	0.0%	0.6%	0.0%	0.0%	0.6%	0.0%	3.2%	8.3%	1.3%	0.0%	**150**
23			2:00	3:00	50	***40***	63.9%	10.1%	3.4%	2.5%	0.8%	1.7%	3.4%	0.0%	0.0%	0.8%	0.0%	0.0%	0.8%	0.0%	3.4%	8.4%	0.8%	0.0%	**100**
23			3:00	4:00	50	***40***	63.5%	9.4%	3.1%	3.1%	1.0%	2.1%	3.1%	0.0%	0.0%	1.0%	0.0%	0.0%	0.0%	0.0%	4.2%	8.3%	1.0%	0.0%	**100**
23			4:00	5:00	50	***40***	64.9%	10.4%	2.6%	2.6%	1.3%	1.3%	2.6%	0.0%	0.0%	0.0%	0.0%	0.0%	0.0%	0.0%	5.2%	7.8%	1.3%	0.0%	**100**
23			5:00	6:00	50	***40***	59.8%	9.8%	2.4%	2.4%	1.2%	1.2%	2.4%	1.2%	0.0%	0.0%	0.0%	0.0%	0.0%	0.0%	11.0%	7.3%	1.2%	0.0%	**100**
23			6:00	7:00	50	***40***	58.9%	9.2%	2.5%	2.5%	1.2%	1.2%	3.1%	1.2%	0.0%	0.6%	0.0%	0.0%	0.6%	0.0%	10.4%	7.4%	1.2%	0.0%	**150**
23			7:00	8:00	50	***38***	58.8%	9.1%	2.6%	2.6%	1.0%	1.4%	3.1%	1.2%	0.2%	0.5%	0.2%	0.2%	0.5%	0.0%	10.2%	7.4%	1.0%	0.0%	**400**
23			8:00	9:00	50	***35***	58.6%	9.1%	2.7%	2.6%	1.0%	1.5%	3.1%	1.1%	0.1%	0.5%	0.3%	0.3%	0.4%	0.0%	10.3%	7.5%	1.0%	0.0%	**700**
23			9:00	10:00	50	***36***	58.4%	9.1%	2.8%	2.6%	0.9%	1.5%	3.1%	1.1%	0.2%	0.6%	0.3%	0.3%	0.5%	0.0%	10.3%	7.4%	0.9%	0.0%	**650**
23			10:00	11:00	50	***36***	58.4%	9.1%	2.8%	2.6%	0.9%	1.5%	3.1%	1.1%	0.2%	0.6%	0.3%	0.3%	0.5%	0.0%	10.3%	7.5%	0.9%	0.0%	**650**
23			11:00	12:00	50	***36***	58.6%	9.1%	2.7%	2.5%	1.0%	1.4%	3.2%	1.1%	0.2%	0.5%	0.3%	0.3%	0.5%	0.0%	10.3%	7.5%	1.0%	0.0%	**650**
23			12:00	13:00	50	***37***	58.6%	9.1%	2.8%	2.6%	0.9%	1.5%	3.2%	1.1%	0.2%	0.6%	0.2%	0.2%	0.4%	0.0%	10.4%	7.4%	0.9%	0.0%	**550**
23			13:00	14:00	50	***37***	59.8%	9.2%	2.4%	2.2%	0.8%	1.2%	2.6%	1.2%	0.2%	0.4%	0.4%	0.4%	0.4%	0.0%	10.6%	7.7%	0.8%	0.0%	**500**
23			14:00	15:00	50	***37***	59.8%	9.2%	2.3%	2.1%	0.7%	1.2%	2.7%	1.2%	0.2%	0.5%	0.4%	0.4%	0.5%	0.0%	10.5%	7.6%	0.7%	0.0%	**550**
23			15:00	16:00	50	***37***	59.8%	9.2%	2.2%	2.2%	0.7%	1.2%	2.5%	1.2%	0.2%	0.5%	0.3%	0.3%	0.5%	0.0%	10.6%	7.7%	0.8%	0.0%	**600**
23			16:00	17:00	50	***37***	59.9%	9.3%	2.3%	2.1%	0.8%	1.1%	2.4%	1.1%	0.2%	0.5%	0.3%	0.3%	0.5%	0.0%	10.6%	7.7%	0.8%	0.0%	**600**
23			17:00	18:00	50	***36***	60.0%	9.2%	2.3%	2.1%	0.8%	1.2%	2.6%	1.2%	0.2%	0.5%	0.3%	0.3%	0.5%	0.0%	10.6%	7.7%	0.8%	0.0%	**650**
23			18:00	19:00	50	***36***	60.0%	9.2%	2.3%	2.1%	0.8%	1.2%	2.6%	1.2%	0.2%	0.5%	0.3%	0.3%	0.5%	0.0%	10.6%	7.7%	0.8%	0.0%	**650**
23			19:00	20:00	50	***37***	59.8%	9.3%	2.3%	2.2%	0.8%	1.2%	2.5%	1.2%	0.2%	0.5%	0.3%	0.3%	0.5%	0.0%	10.6%	7.6%	0.8%	0.0%	**600**
23			20:00	21:00	50	***38***	60.0%	9.2%	2.3%	2.1%	0.8%	1.3%	2.5%	1.3%	0.2%	0.4%	0.2%	0.2%	0.4%	0.0%	10.5%	7.8%	0.8%	0.0%	**500**
23			21:00	22:00	50	***39***	59.7%	9.1%	2.1%	2.1%	0.8%	1.3%	2.4%	1.3%	0.3%	0.5%	0.3%	0.3%	0.5%	0.0%	10.7%	7.7%	0.8%	0.0%	**400**
23			22:00	23:00	50	***39***	60.1%	9.2%	2.2%	2.2%	0.8%	1.1%	2.5%	1.1%	0.3%	0.5%	0.3%	0.3%	0.5%	0.0%	10.6%	7.6%	0.8%	0.0%	**350**
23			23:00	0:00	50	***39***	60.4%	9.2%	2.3%	2.0%	0.7%	1.3%	2.6%	1.3%	0.0%	0.3%	0.3%	0.3%	0.3%	0.0%	10.6%	7.6%	0.7%	0.0%	**300**
24	24	Pak Wo Road	0:00	1:00	50	***40***	56.3%	8.6%	2.0%	2.0%	0.7%	1.3%	2.0%	1.3%	0.0%	0.7%	0.7%	0.0%	0.7%	0.7%	15.2%	7.3%	0.7%	0.0%	**150**
24			1:00	2:00	50	***40***	64.3%	9.8%	2.7%	2.7%	0.9%	1.8%	2.7%	0.0%	0.0%	0.9%	0.9%	0.0%	0.9%	0.0%	3.6%	8.0%	0.9%	0.0%	**100**
24			2:00	3:00	50	***40***	65.1%	10.8%	2.4%	2.4%	1.2%	1.2%	2.4%	0.0%	0.0%	0.0%	0.0%	0.0%	0.0%	0.0%	4.8%	8.4%	1.2%	0.0%	**100**
24			3:00	4:00	50	***40***	63.8%	10.1%	2.9%	2.9%	1.5%	1.5%	2.9%	0.0%	0.0%	0.0%	0.0%	0.0%	0.0%	0.0%	5.8%	8.7%	0.0%	0.0%	**50**
24			4:00	5:00	50	***40***	63.2%	10.5%	1.8%	1.8%	1.8%	1.8%	3.5%	0.0%	0.0%	0.0%	0.0%	0.0%	0.0%	0.0%	7.0%	8.8%	0.0%	0.0%	**50**
24			5:00	6:00	50	***40***	58.1%	9.7%	1.6%	1.6%	0.0%	1.6%	3.2%	1.6%	0.0%	0.0%	0.0%	0.0%	0.0%	0.0%	16.1%	6.5%	0.0%	0.0%	**50**
24			6:00	7:00	50	***40***	58.0%	9.2%	1.7%	1.7%	0.8%	0.8%	2.5%	1.7%	0.0%	0.0%	0.0%	0.0%	0.0%	0.0%	15.1%	7.6%	0.8%	0.0%	**100**
24			7:00	8:00	50	***39***	56.7%	8.9%	1.9%	1.9%	0.6%	1.3%	2.2%	1.6%	0.3%	0.3%	0.3%	0.3%	0.3%	0.3%	15.3%	7.0%	0.6%	0.0%	**300**
24			8:00	9:00	50	***37***	56.5%	8.9%	2.0%	2.0%	0.8%	1.2%	2.2%	1.6%	0.2%	0.4%	0.4%	0.2%	0.4%	0.4%	15.2%	7.1%	0.8%	0.0%	**500**
24			9:00	10:00	50	***37***	56.3%	8.9%	2.1%	2.1%	0.8%	1.2%	2.3%	1.7%	0.2%	0.4%	0.4%	0.2%	0.4%	0.4%	15.1%	7.0%	0.6%	0.0%	**500**
24			10:00	11:00	50	***37***	56.3%	8.8%	2.1%	2.1%	0.8%	1.2%	2.3%	1.6%	0.2%	0.4%	0.4%	0.2%	0.4%	0.4%	15.2%	7.0%	0.6%	0.0%	**500**
24			11:00	12:00	50	***38***	56.5%	8.9%	1.9%	1.9%	0.9%	1.3%	2.3%	1.5%	0.2%	0.4%	0.4%	0.2%	0.4%	0.4%	15.1%	7.0%	0.6%	0.0%	**450**
24			12:00	13:00	50	***38***	56.2%	8.9%	2.0%	2.0%	0.7%	1.2%	2.2%	1.5%	0.3%	0.5%	0.5%	0.3%	0.5%	0.5%	15.0%	7.1%	0.7%	0.0%	**400**
24			13:00	14:00	50	***39***	60.8%	9.5%	1.6%	1.6%	0.5%	1.1%	1.8%	1.6%	0.3%	0.5%	0.3%	0.3%	0.3%	0.3%	11.6%	7.6%	0.5%	0.0%	**400**
24			14:00	15:00	50	***38***	60.6%	9.5%	1.7%	1.7%	0.5%	1.0%	1.9%	1.4%	0.2%	0.5%	0.5%	0.2%	0.5%	0.5%	11.4%	7.6%	0.5%	0.0%	**400**
24			15:00	16:00	50	***38***	60.7%	9.4%	1.6%	1.6%	0.5%	0.9%	1.8%	1.6%	0.2%	0.5%	0.5%	0.2%	0.5%	0.5%	11.5%	7.6%	0.7%	0.0%	**450**
24			16:00	17:00	50	***38***	60.4%	9.3%	1.7%	1.7%	0.7%	0.9%	1.7%	1.5%	0.2%	0.7%	0.4%	0.2%	0.4%	0.4%	11.5%	7.6%	0.7%	0.0%	**450**
24			17:00	18:00	50	***38***	60.6%	9.5%	1.6%	1.6%	0.6%	1.0%	1.8%	1.4%	0.2%	0.6%	0.4%	0.2%	0.4%	0.4%	11.5%	7.7%	0.6%	0.0%	**500**
24			18:00	19:00	50	***37***	60.8%	9.4%	1.7%	1.7%	0.6%	0.9%	1.9%	1.5%	0.2%	0.6%	0.4%	0.2%	0.4%	0.4%	11.5%	7.6%	0.6%	0.0%	**550**
24			19:00	20:00	50	***38***	60.2%	9.5%	1.8%	1.8%	0.7%	0.9%	1.8%	1.5%	0.2%	0.7%	0.4%	0.2%	0.4%	0.4%	11.4%	7.5%	0.7%	0.0%	**450**
24			20:00	21:00	50	***39***	60.7%	9.6%	1.7%	1.7%	0.6%	0.8%	2.0%	1.4%	0.3%	0.6%	0.3%	0.3%	0.3%	0.3%	11.5%	7.6%	0.6%	0.0%	**350**
24			21:00	22:00	50	***39***	60.3%	9.2%	1.8%	1.8%	0.7%	1.1%	1.8%	1.4%	0.4%	0.7%	0.4%	0.4%	0.4%	0.4%	11.4%	7.5%	0.7%	0.0%	**300**
24			22:00	23:00	50	***39***	59.9%	9.3%	1.8%	1.8%	0.7%	1.1%	1.8%	1.4%	0.4%	0.7%	0.4%	0.4%	0.4%	0.4%	11.5%	7.5%	0.7%	0.0%	**300**
24			23:00	0:00	50	***40***	61.5%	9.3%	1.8%	1.8%	0.4%	0.9%	1.8%	1.3%	0.0%	0.4%	0.4%	0.0%	0.4%	0.4%	11.5%	7.5%	0.4%	0.0%	**250**

2029 Base	Link ID	Road Section	1-hour interval		Speed Limit (km/hr)	Travel Speed (km/hr)	Vehicle Composition																		Traffic Flows (veh/hr)
			Start	End			PC	TAXI	LGV3	LGV4	LGV6	HGV7	HGV8	PLB	PV4	PV5	NFB6	NFB7	NFB8	FBSD	FBDD	MC	HGV9	NFB9	
25/26	25/26	Pak Wo Road	0:00	1:00	50	39	51.0%	8.1%	2.4%	2.4%	0.8%	1.6%	3.2%	0.0%	0.0%	0.8%	0.0%	0.0%	0.3%	0.0%	22.0%	6.5%	0.8%	0.0%	250
25/26			1:00	2:00	50	40	62.8%	9.3%	3.5%	2.9%	1.2%	1.7%	3.5%	0.0%	0.0%	0.6%	0.0%	0.0%	0.0%	0.0%	5.2%	8.1%	1.2%	0.0%	200
25/26			2:00	3:00	50	40	62.3%	9.2%	3.1%	3.1%	1.5%	1.5%	3.1%	0.0%	0.0%	0.8%	0.0%	0.0%	0.0%	0.0%	6.2%	7.7%	1.5%	0.0%	100
25/26			3:00	4:00	50	40	61.3%	9.4%	3.8%	2.8%	1.9%	1.9%	3.8%	0.0%	0.0%	0.0%	0.0%	0.0%	0.0%	0.0%	7.6%	7.6%	0.0%	0.0%	100
25/26			4:00	5:00	50	40	62.1%	9.2%	2.3%	2.3%	1.1%	2.3%	4.6%	0.0%	0.0%	0.0%	0.0%	0.0%	0.0%	0.0%	9.2%	6.9%	0.0%	0.0%	100
25/26			5:00	6:00	50	40	53.1%	8.0%	2.0%	2.0%	0.9%	2.0%	4.0%	0.0%	0.0%	0.0%	0.0%	0.0%	0.0%	0.0%	21.8%	6.0%	0.0%	0.0%	100
25/26			6:00	7:00	50	40	52.2%	8.2%	2.5%	2.0%	1.0%	1.5%	3.1%	0.0%	0.0%	0.5%	0.0%	0.0%	0.0%	0.0%	21.8%	6.1%	1.0%	0.0%	200
25/26			7:00	8:00	50	37	51.5%	8.0%	2.5%	2.3%	1.0%	1.6%	2.9%	0.0%	0.0%	0.6%	0.4%	0.4%	0.4%	0.0%	21.4%	6.4%	0.8%	0.0%	500
25/26			8:00	9:00	50	33	51.6%	7.9%	2.6%	2.4%	1.0%	1.5%	2.8%	0.0%	0.0%	0.6%	0.2%	0.2%	0.4%	0.0%	21.4%	6.5%	1.0%	0.0%	800
25/26			9:00	10:00	50	33	51.6%	8.0%	2.5%	2.4%	1.0%	1.4%	2.8%	0.0%	0.0%	0.6%	0.3%	0.3%	0.4%	0.0%	21.3%	6.5%	0.9%	0.0%	800
25/26			10:00	11:00	50	33	51.5%	8.0%	2.5%	2.4%	1.0%	1.4%	2.8%	0.0%	0.0%	0.6%	0.3%	0.3%	0.4%	0.0%	21.4%	6.4%	1.0%	0.0%	800
25/26			11:00	12:00	50	34	51.3%	7.9%	2.6%	2.5%	1.0%	1.4%	2.9%	0.0%	0.0%	0.6%	0.3%	0.3%	0.4%	0.0%	21.5%	6.5%	0.9%	0.0%	750
25/26			12:00	13:00	50	35	51.3%	7.8%	2.6%	2.4%	0.9%	1.5%	2.9%	0.0%	0.0%	0.8%	0.3%	0.3%	0.4%	0.0%	21.5%	6.3%	0.9%	0.0%	650
25/26			13:00	14:00	50	36	56.0%	8.7%	2.3%	2.3%	1.0%	1.3%	2.6%	0.0%	0.2%	0.3%	0.3%	0.3%	0.3%	0.0%	16.3%	7.3%	1.0%	0.0%	650
25/26			14:00	15:00	50	35	56.0%	8.8%	2.3%	2.2%	0.9%	1.3%	2.6%	0.0%	0.1%	0.4%	0.3%	0.3%	0.4%	0.0%	16.3%	7.2%	0.9%	0.0%	700
25/26			15:00	16:00	50	34	55.9%	8.7%	2.3%	2.2%	0.8%	1.4%	2.8%	0.0%	0.1%	0.5%	0.4%	0.3%	0.5%	0.0%	16.1%	7.2%	0.8%	0.0%	750
25/26			16:00	17:00	50	34	55.9%	8.7%	2.4%	2.3%	0.9%	1.3%	2.7%	0.0%	0.1%	0.5%	0.4%	0.3%	0.5%	0.0%	16.1%	7.1%	0.8%	0.0%	750
25/26			17:00	18:00	50	34	55.7%	8.8%	2.3%	2.2%	0.9%	1.4%	2.7%	0.0%	0.1%	0.5%	0.4%	0.2%	0.5%	0.0%	16.1%	7.1%	1.0%	0.0%	850
25/26			18:00	19:00	50	33	56.0%	8.7%	2.3%	2.2%	0.9%	1.3%	2.7%	0.0%	0.1%	0.4%	0.3%	0.2%	0.4%	0.0%	16.1%	7.2%	0.9%	0.0%	900
25/26			19:00	20:00	50	34	55.7%	8.7%	2.4%	2.3%	0.9%	1.4%	2.7%	0.0%	0.1%	0.5%	0.4%	0.3%	0.5%	0.0%	16.1%	7.2%	0.8%	0.0%	750
25/26			20:00	21:00	50	36	56.0%	8.8%	2.4%	2.2%	0.9%	1.4%	2.8%	0.0%	0.2%	0.3%	0.3%	0.3%	0.3%	0.0%	16.3%	7.1%	0.7%	0.0%	600
25/26			21:00	22:00	50	37	56.4%	8.8%	2.2%	2.2%	0.9%	1.3%	2.6%	0.0%	0.0%	0.4%	0.4%	0.2%	0.4%	0.0%	16.2%	7.0%	0.9%	0.0%	450
25/26			22:00	23:00	50	37	56.2%	8.7%	2.2%	2.2%	0.9%	1.3%	2.7%	0.0%	0.0%	0.4%	0.4%	0.2%	0.4%	0.0%	16.1%	7.2%	0.9%	0.0%	450
25/26			23:00	0:00	50	38	56.2%	8.6%	2.2%	2.2%	1.1%	1.4%	2.7%	0.0%	0.0%	0.5%	0.3%	0.0%	0.5%	0.0%	16.3%	7.0%	1.1%	0.0%	400
27/28	27/28	Ching Hiu Road	0:00	1:00	50	30	61.8%	9.4%	3.0%	2.6%	1.1%	1.9%	3.4%	0.8%	0.0%	0.8%	0.8%	0.0%	0.8%	0.0%	4.9%	7.9%	1.1%	0.0%	300
27/28			1:00	2:00	50	30	66.0%	10.0%	3.3%	2.8%	1.4%	1.9%	3.7%	0.0%	0.0%	0.4%	0.4%	0.0%	0.4%	0.0%	0.0%	8.6%	1.0%	0.0%	200
27/28			2:00	3:00	50	30	66.9%	10.2%	3.2%	3.2%	1.3%	1.9%	3.2%	0.0%	0.0%	0.0%	0.0%	0.0%	0.0%	0.0%	0.0%	8.9%	1.3%	0.0%	200
27/28			3:00	4:00	50	30	67.6%	10.3%	3.2%	2.4%	1.6%	1.6%	3.9%	0.0%	0.0%	0.0%	0.0%	0.0%	0.0%	0.0%	0.0%	8.7%	0.8%	0.0%	100
27/28			4:00	5:00	50	30	66.5%	10.6%	2.8%	2.8%	1.9%	1.9%	3.9%	0.0%	0.0%	0.0%	0.0%	0.0%	0.0%	0.0%	0.0%	8.6%	0.9%	0.0%	100
27/28			5:00	6:00	50	30	62.4%	10.1%	2.7%	2.7%	1.8%	1.8%	3.7%	1.0%	0.0%	0.0%	0.0%	0.0%	0.0%	0.0%	4.6%	8.2%	0.9%	0.0%	100
27/28			6:00	7:00	50	30	62.9%	10.0%	3.3%	2.8%	1.0%	1.4%	3.3%	1.0%	0.0%	0.0%	0.0%	0.0%	0.0%	0.0%	5.3%	8.1%	1.0%	0.0%	200
27/28			7:00	8:00	50	29	61.8%	9.5%	3.1%	2.7%	1.3%	1.8%	3.5%	0.7%	0.4%	0.4%	0.4%	0.4%	0.4%	0.2%	5.0%	7.7%	0.9%	0.0%	550
27/28			8:00	9:00	50	27	61.9%	9.6%	3.0%	2.7%	1.2%	1.7%	3.4%	0.9%	0.2%	0.4%	0.4%	0.2%	0.4%	0.1%	5.1%	7.9%	0.9%	0.0%	950
27/28			9:00	10:00	50	28	61.9%	9.5%	3.1%	2.7%	1.2%	1.8%	3.3%	0.8%	0.2%	0.5%	0.5%	0.2%	0.5%	0.1%	4.9%	7.9%	1.1%	0.0%	850
27/28			10:00	11:00	50	28	61.8%	9.6%	3.1%	2.7%	1.2%	1.8%	3.3%	0.8%	0.2%	0.5%	0.5%	0.2%	0.5%	0.1%	4.9%	7.9%	1.1%	0.0%	850
27/28			11:00	12:00	50	28	61.7%	9.6%	3.1%	2.8%	1.2%	1.7%	3.2%	0.9%	0.2%	0.5%	0.5%	0.2%	0.5%	0.1%	4.9%	7.8%	1.1%	0.0%	800
27/28			12:00	13:00	50	28	61.6%	9.5%	3.1%	2.8%	1.3%	1.7%	3.4%	0.9%	0.3%	0.4%	0.4%	0.3%	0.4%	0.1%	5.1%	7.9%	1.0%	0.0%	700
27/28			13:00	14:00	50	29	58.1%	9.2%	2.8%	2.7%	1.0%	1.6%	3.1%	0.9%	0.1%	0.6%	0.3%	0.3%	0.5%	0.2%	10.0%	7.6%	1.0%	0.0%	700
27/28			14:00	15:00	50	28	58.6%	9.1%	2.8%	2.7%	1.1%	1.6%	3.2%	0.9%	0.1%	0.5%	0.4%	0.3%	0.5%	0.1%	9.4%	7.6%	0.9%	0.0%	750
27/28			15:00	16:00	50	28	58.4%	9.1%	2.7%	2.6%	1.0%	1.7%	3.2%	1.1%	0.1%	0.5%	0.4%	0.3%	0.5%	0.1%	9.9%	7.5%	1.0%	0.0%	800
27/28			16:00	17:00	50	28	58.0%	9.1%	2.8%	2.7%	1.0%	1.7%	3.3%	1.0%	0.1%	0.6%	0.4%	0.2%	0.5%	0.1%	9.9%	7.5%	1.0%	0.0%	800
27/28			17:00	18:00	50	28	58.2%	9.2%	2.9%	2.7%	1.0%	1.6%	3.2%	0.9%	0.1%	0.6%	0.3%	0.2%	0.5%	0.1%	9.9%	7.6%	1.0%	0.0%	900
27/28			18:00	19:00	50	27	58.8%	9.2%	2.8%	2.7%	1.0%	1.7%	3.3%	0.9%	0.1%	0.6%	0.3%	0.2%	0.5%	0.1%	9.2%	7.6%	1.0%	0.0%	900
27/28			19:00	20:00	50	28	58.2%	9.2%	2.8%	2.8%	1.0%	1.6%	3.1%	1.0%	0.1%	0.5%	0.4%	0.3%	0.5%	0.1%	9.8%	7.5%	1.0%	0.0%	800
27/28			20:00	21:00	50	29	58.2%	9.1%	2.9%	2.7%	1.0%	1.8%	3.2%	1.0%	0.2%	0.6%	0.3%	0.3%	0.5%	0.2%	9.8%	7.5%	1.0%	0.0%	600
27/28			21:00	22:00	50	29	57.8%	9.1%	2.8%	2.6%	1.0%	1.8%	3.2%	1.0%	0.2%	0.6%	0.4%	0.4%	0.4%	0.2%	9.8%	7.7%	1.0%	0.0%	500
27/28			22:00	23:00	50	29	58.0%	9.0%	2.9%	2.7%	1.0%	1.8%	3.1%	1.1%	0.2%	0.6%	0.4%	0.4%	0.4%	0.2%	9.8%	7.4%	1.0%	0.0%	500
27/28			23:00	0:00	50	30	58.4%	9.0%	2.7%	2.7%	1.0%	1.7%	3.2%	1.0%	0.0%	0.5%	0.2%	0.0%	0.5%	0.0%	10.1%	7.7%	1.0%	0.0%	400
29/30	29/30	Ching Hiu Road	0:00	1:00	50	30	63.2%	10.1%	2.9%	2.9%	0.7%	1.4%	3.3%	1.4%	0.0%	0.7%	0.7%	0.0%	0.7%	0.4%	2.6%	7.9%	1.1%	0.0%	300
29/30			1:00	2:00	50	30	66.0%	10.1%	3.1%	3.1%	0.9%	1.8%	4.0%	0.0%	0.0%	0.9%	0.5%	0.0%	0.5%	0.0%	0.0%	8.4%	0.9%	0.0%	200
29/30			2:00	3:00	50	30	67.2%	10.1%	3.0%	3.0%	1.2%	1.8%	3.0%	0.0%	0.0%	0.6%	0.0%	0.0%	0.0%	0.0%	0.0%	8.9%	1.2%	0.0%	200
29/30			3:00	4:00	50	30	67.9%	10.4%	3.0%	3.0%	1.5%	1.5%	3.0%	0.0%	0.0%	0.0%	0.0%	0.0%	0.0%	0.0%	0.0%	8.2%	1.5%	0.0%	100
29/30			4:00	5:00	50	30	66.6%	9.9%	3.6%	3.6%	1.8%	1.8%	3.6%	0.0%	0.0%	0.0%	0.0%	0.0%	0.0%	0.0%	0.0%	8.1%	1.0%	0.0%	100
29/30			5:00	6:00	50	30	64.8%	9.6%	3.5%	2.7%	1.8%	1.8%	3.5%	1.8%	0.0%	0.0%	0.0%	0.0%	0.0%	0.0%	1.8%	7.9%	0.9%	0.0%	100
29/30			6:00	7:00	50	30	64.1%	9.9%	3.2%	2.7%	0.9%	1.8%	3.2%	1.8%	0.0%	0.4%	0.0%	0.0%	0.0%	0.0%	2.8%	8.1%	0.9%	0.0%	200
29/30			7:00	8:00	50	29	63.1%	9.8%	2.9%	2.8%	1.0%	1.7%	3.3%	1.7%	0.3%	0.5%	0.3%	0.3%	0.3%	0.2%	2.5%	8.1%	1.0%	0.0%	600
29/30			8:00	9:00	50	27	63.4%	9.9%	3.0%	2.8%	1.0%	1.6%	3.3%	1.6%	0.2%	0.5%	0.4%	0.2%	0.4%	0.2%	2.3%	8.1%	1.0%	0.0%	1,000
29/30			9:00	10:00	50	28	63.2%	9.8%	2.9%	2.7%	1.0%	1.7%	3.3%	1.7%	0.2%	0.6%	0.5%	0.2%	0.5%	0.2%	2.4%	8.1%	1.0%	0.0%	900
29/30			10:00	11:00	50	28	63.0%	9.8%	2.9%	2.8%	1.0%	1.7%	3.4%	1.7%	0.2%	0.6%	0.4%	0.2%	0.4%	0.2%	2.5%	8.1%	1.0%	0.0%	900
29/30			11:00	12:00	50	28	63.2%	9.8%	3.0%	2.8%	1.0%	1.6%	3.3%	1.6%	0.2%	0.6%	0.5%	0.2%	0.5%	0.2%	2.4%	8.1%	1.0%	0.0%	850
29/30			12:00	13:00	50	28	63.3%	9.8%	2.9%	2.7%	1.1%	1.6%	3.3%	1.6%	0.3%	0.5%	0.4%	0.3%	0.4%	0.3%	2.4%	8.1%	1.1%	0.0%	750
29/30			13:00	14:00	50	29	62.6%	9.7%	3.0%	2.9%	1.0%	1.7%	3.3%	1.7%	0.3%	0.4%	0.4%	0.3%	0.4%	0.2%	3.0%	8.0%	1.1%	0.0%	700
29/30			14:00	15:00	50	28	62.2%	9.6%	3.1%	2.8%	1.0%	1.7%	3.5%	1.7%	0.3%	0.5%	0.5%	0.3%	0.5%	0.3%	3.1%	8.0%	1.0%	0.0%	800
29/30			15:00	16:00	50	28	62.5%	9.6%	3.0%	2.8%	1.1%	1.6%	3.5%	1.6%	0.2%	0.5%	0.5%	0.2%	0.5%	0.2%	3.0%	8.0%	1.0%	0.0%	850
29/30			16:00	17:00	50	28	62.5%	9.6%	3.1%	2.8%	1.1%	1.6%	3.4%	1.6%	0.2%	0.5%	0.5%	0.2%	0.5%	0.2%	3.1%	8.0%	1.1%	0.0%	850
29/30			17:00	18:00	50	28	62.7%	9.5%	3.1%	2.9%	1.1%	1.6%	3.4%	1.6%	0.2%	0.4%	0.4%	0.2%	0.4%	0.2%	3.1%	7.9%	1.1%	0.0%	900
29/30			18:00	19:00	50	27	62.7%	9.6%	3.0%	2.8%	1.0%	1.7%	3.5%	1.7%	0.2%	0.4%	0.4%	0.2%	0.4%	0.2%	3.0%	8.0%	1.0%	0.0%	950
29/30			19:00	20:00	50	28	62.5%	9.6%	3.0%	2.9%	1.1%	1.7%	3.5%	1.7%	0.2%	0.5%	0.5%	0.2%	0.5%	0.2%	3.0%	7.9%	1.0%	0.0%	850
29/30			20:00	21:00	50	29	62.9%	9.8%	3.1%	2.7%	1.1%	1.7%	3.4%	1.7%	0.3%	0.3%	0.3%	0.3%	0.3%	0.1%	3.1%	8.0%	1.1%	0.0%	650
29/30			21:00	22:00	50	29	62.3%	9.7%	3.1%	2.7%	1.2%	1.7%	3.3%	1.7%	0.4%	0.4%	0.4%	0.4%	0.4%	0.2%	3.1%	7.9%	1.2%	0.0%	500
29/30			22:00	23:00	50	30	62.2%	9.7%	3.2%	2.8%	1.2%	1.6%	3.3%	1.6%	0.4%	0.4%	0.4%	0.4%	0.4%	0.2%	3.2%	8.1%	1.2%	0.0%	500
29/30			23:00	0:00	50	30	62.9%	9.8%	3.1%	2.9%	1.0%	1.7%	3.6%	1.7%	0.0%	0.5%	0.5%	0.0%	0.5%	0.3%	3.1%	7.9%	1.0%	0.0%	400
31/32	31/32	Ching Hiu Road	0:00	1:00	50	30	60.0%	9.0%	4.2%	3.6%	1.2%	1.8%	4.8%	3.0%	0.0%	0.0%	0.0%	0.0%	0.0%	0.6%	3.5%	7.2%	1.2%	0.0%	200
31/32			1:00	2:00	50	30	63.4%	9.7%	4.5%	3.7%	1.5%	2.2%	5.2%	0.0%	0.0%	0.0%	0.0%	0.0%	0.0%	0.0%	0.0%	8.2%	1.5%	0.0%	100
31/32			2:00	3:00	50	30	62.2%	9.7%	4.8%	3.9%	1.9%	2.9%	4.8%	0.0%	0.0%	0.0%	0.0%	0.0%	0.0%	0.0%	0.0%	7.8%	1.9%	0.0%	100
31/32			3:00	4:00	50	30	64.2%	9.9%	3.7%	3.7%	2.5%	2.5%	4.9%	0.0%	0.0%	0.0%	0.0%	0.0%	0.0%	0.0%	0.0%	7.4%	1.2%	0.0%	100
31/32			4:00	5:00	50	30	62.5%	8.7%	4.3%	4.3%	1.4%	2.9%	5.8%	0.0%	0.0%	0.0%	0.0%	0.0%	0.0%	0.0%	0.0%	8.7%	1.4%	0.0%	100
31/32			5:00	6:00	50	30	59.4%	8.5%	4.2%	4.2%	1.4%	2.8%	5.6%	2.8%	0.0%	0.0%	0.0%	0.0%	0.0%	0.0%	2.7%	8.5%	0.0%	0.0%	100
31/32			6:00	7:00	50	30	59.7%	9.6%	3.7%	3.7%	1.5%	2.2%	4.4%	2.9%	0.0%	0.0%	0.0%	0.0%	0.0%	0.0%	3.6%	7.4%	1.5%	0.0%	100
31/32			7:00	8:00	50	30	57.7%	9.1%	4.1%	3.5%	1.4%	2.2%	4.6%	3.0%	0.0%	0.6%	0.6%	0.6%	0.6%	0.3%	3.2%	7.4%	1.4%	0.0%	400
31/32			8:00	9:00	50	30	58.0%	9.1%	4.0%	3.7%	1.5%	2.2%	4.4%	3.0%	0.0%	0.4%	0.4%	0.4%	0.4%	0.4%	3.5%	7.4%	1.5%	0.0%	550
31/32			9:00	10:00	50	29	58.2%	9.0%	4.0%	3.7%	1.5%	2.2%	4.6%	3.1%	0.0%	0.4%	0.4%	0.4%	0.4%	0.4%	3.4%	7.4%	1.3%	0.0%	550
31/32			10:00	11:00	50	29	58.0%	9.1%	4.0%	3.8%	1.5%	2.2%	4.5%	3.0%	0.0%	0.4%	0.4%	0.4%	0.4%	0.4%	3.4%	7.3%	1.3%	0.0%	550
31/32			11:00	12:00	50	29	57.9%	9.0%	4.1%	3.7%	1.5%	2.1%	4.7%	2.9%	0.0%	0.4%	0.4%	0.4%	0.4%	0.4%	3.5%	7.4%	1.3%	0.0%	550
31/32			12:00	13:00	50	30	57.8%	9.1%	4.0%	3.5%	1.5%	2.2%	4.4%	2.8%	0.0%	0.4%	0.4%	0.4%	0.4%	0.5%	3.7%	7.4%	1.5%	0.0%	450
31/32			13:00	14:00	50	30	65.4%	10.1%	2.0%	1.5%	0.7%	0.9%	1.8%	2.5%	0.0%	0.7%	0.5%	0.5%	0.5%	0.2%	3.6%	8.5%	0.7%	0.0%	450
31/32			14:00	15:00	50	30	65.0%	10.1%	1.9%	1.5%	0.6%	1.0%	2.1%	2.3%	0.0%	0.8%	0.4%	0.4%	0.6%	0.4%	3.7%	8.5%	0.6%	0.0%	500
31/32			15:00	16:00	50	30	64.8%	10.1%	1.8%	1.6%	0.6%	1.2%	2.2%	2.5%	0.0%	0.8%	0.4%	0.4%	0.6%	0.4%	3.7%	8.4%	0.6%	0.0%	500
31/32			16:00	17:00	50	29	64.8%	10.2%	1.9%	1.7%	0.6%	1.2%	2.1%	2.5%	0.0%	0.8%	0.4%	0.4%	0.6%	0.4%	3.6%	8.5%	0.6%	0.0%	500
31/32			17:00	18:00	50	29	65.6%	10.2%	1.9%	1.6%	0.5%	1.0%	2.1%	2.3%	0.0%	0.7%	0.4%	0.4%	0.5%	0.4%	3.7%	8.3%	0.5%	0.0%	550
31/32			18:00	19:00	50	29	65.1%	10.1%	2.0%	1.7%	0.6%	1.1%	2.1%	2.4%	0.0%	0.8%	0.3%	0.3%	0.4%	0.3%	3.8%	8.4%	0.6%	0.0%	650
31/32			19:00	20:00	50	29	64.9%	10.0%	2.0%	1.6%	0.6%	1.2%	2.1%	2.5%	0.0%	0.8%	0.4%	0.4%	0.6%	0.4%	3.7%	8.5%	0.6%	0.0%	500
31/32			20:00	21:00	50	30	64.9%	10.0%	2.0%	1.7%	0.7%	1.0%	2.0%	2.4%	0.0%	0.7%	0.5%	0.5%	0.5%	0.2%	3.9%	8.3%	0.7%	0.0%	400
31/32			21:00	22:00	50	30	65.5%	10.0%	1.9%	1.9%	0.6%	1.0%	1.9%	2.5%	0.0%	0.6%	0.3%	0.3%	0.3%	0.3%	3.8%	8.4%	0.6%	0.0%	300
31/32			22:00	23:00	50	30	65.3%	10.2%	1.9%	1.9%	0.6%	1.0%	1.9%	2.5%	0.0%	0.6%	0.3%	0.3%	0.3%	0.3%	3.9%	8.2%	0.6%	0.0%	300
31/32			23:00	0:00	50	30	66.4%	10.1%	1.9%	1.4%	0.3%	1.1%	1.9%	2.3%	0.0%	0.8%	0.0%	0.0%	0.4%	0.4%	3.7%	8.6%	0.8%	0.0%	250
33/34	33/34	Ching Shing Road	0:00	1:00	50	29	62.8%	9.7%	3.5%	3.2%	1.5%	2.1%	4.1%	0.0%	0.0%	0.6%	0.6%	0.3%	0.6%	0.0%	2.0%	7.9%	1.2%	0.0%	350
33/34			1:00	2:00	50	30	64.4%	10.0%	3.9%	3.2%	1.4%	2.2%	3.9%	0.0%	0.0%	0.7%	0.4%	0.0%	0.7%	0.0%	0.0%	7.8%	1.4%	0.0%	300
33/34			2:00	3:00	50	30	65.1%	10.1%	3.3%	3.3%	1.4%	1.9%	4.3%	0.0%	0.0%	1.0%	0.0%	0.0%	0.4%	0.0%	0.0%	8.1%	1.0%	0.0%	200
33/34			3:00	4:00	50	30	65.3%	10.0%	4.1%	3.6%	1.2%	2.4%	4.1%	0.0%	0.0%	0.0%	0.0%	0.0%	0.0%	0.0%	0.0%	8.2%	1.2%	0.0%	200
33/34			4:00	5:00	50	30	65.6%	10.2%	3.7%	3.7%	1.4%	2.3%	3.7%	0.0%	0.0%	0.0%	0.0%	0.0%	0.0%	0.0%	0.0%	7.9%	1.4%	0.0%	150
33/34			5:00	6:00	50	30	64.4%	9.4%	3.7%	3.7%	1.4%	2.3%	3.7%	0.0%	0.0%	0.0%	0.0%	0.0%	0.0%	0.0%	1.9%	8.0%	1.4%	0.0%	150
33/34			6:00	7:00	50	30	63.5%	9.5%	3.7%	3.3%	1.5%	1.9%	4.0%	0.0%	0.0%	0.7%	0.0%	0.0%	0.4%	0.0%	2.2%	8.1%	1.1%	0.0%	250
33/34			7:00	8:00	50	27	63.0%	9.7%	3.5%	3.4%	1.3%	2.0%	3.8%	0.0%	0.3%	0.6%	0.3%	0.3%	0.4%	0.0%	2.1%	8.0%	1.3%	0.0%	750
33/34			8:00	9:00	50	22	63.0%	9.8%	3.6%	3.4%	1.4%	2.0%	4.0%	0.0%	0.2%	0.5%	0.3%	0.3%	0.4%	0.0%	2.1%	7.9%	1.2%	0.0%	1,150
33/34			9:00	10:00	50	23	63.0%	9.7%	3.6%	3.3%	1.4%	2.0%	3.9%	0.0%	0.2%	0.6%	0.4%	0.3%	0.5%	0.0%	2.1%	7.9%	1.2%	0.0%	1,100
33/34			10:00	11:00	50	23	63.0%	9.7%	3.6%	3.3%	1.4%	2.0%	3.9%	0.0%	0.2%	0.6%	0.4%	0.3%	0.5%	0.0%	2.1%	7.9%	1.3%	0.0%	1,100
33/34			11:00	12:00	50	23	62.8%	9.8%	3.7%	3.4%	1.4%	2.0%	3.9%	0.0%	0.2%	0.6%	0.4%	0.3%	0.5%	0.0%	2.1%	8.0%	1.2%	0.0%	1,100
33/34			12:00	13:00	50	25	62.9%	9.8%	3.5%	3.4%	1.4%	2.0%	4.0%	0.0%	0.2%	0.4%	0.4%	0.3%	0.4%	0.0%	2.1%	7.9%	1.2%	0.0%	900
33/34			13:00	14:00	50	26	66.6%	10.4%	2.6%	2.2%	0.9%	1.4%	2.8%	0.0%	0.2%	0.6%	0.2%	0.2%	0.3%	0.0%	2.0%	8.5%	0.9%	0.0%	850
33/34			14:00	15:00	50	25	66.5%	10.3%	2.5%	2.2%	1.0%	1.4%	2.9%	0.0%	0.2%	0.5%	0.4%	0.3%	0.4%	0.0%	2.0%	8.5%	0.8%	0.0%	950
33/34			15:00	16:00	50	24	66.4%	10.3%	2.6%	2.3%	0.9%	1.4%	2.9%	0.0%	0.2%	0.5%	0.4%	0.3%	0.5%	0.0%	2.0%	8.6%	0.8%	0.0%	1,000
33/34			16:00	17:00	50	24	66.3%	10.3%	2.5%	2.3%	0.9%	1.5%	2.8%	0.0%	0.2%	0.7%	0.4%	0.3%	0.5%	0.0%	2.0%	8.5%	0.9%	0.0%	1,050
33/34			17:00	18:00	50	23	66.5%	10.2%	2.5%	2.3%	0.9%	1.4%	2.9%	0.0%	0.2%	0.6%	0.4%	0.3%	0.5%	0.0%	2.0%	8.5%	0.9%	0.0%	1,100
33/34			18:00	19:00	50	23	66.6%	10.3%	2.6%	2.3%	0.9%	1.4%	2.8%	0.0%	0.2%	0.6%	0.3%	0.3%	0.4%	0.0%	2.0%	8.5%	0.9%	0.0%	1,200
33/34			19:00	20:00	50	24	66.6%	10.3%	2.5%	2.3%	0.9%	1.4%	2.8%	0.0%	0.2%	0.5%	0.4%	0.3%	0.5%	0.0%	2.0%	8.5%	0.9%	0.0%	1,000
33/34			20:00	21:00	50	26	66.6%	10.3%	2.6%	2.3%	0.9%	1.4%	2.8%	0.0%	0.2%	0.6%	0.2%	0.2%	0.4%	0.0%	2.0%	8.5%	0.9%	0.0%	800
33/34			21:00	22:00	50	27	66.5%	10.3%	2.5%	2.4%	0.9%	1.4%	2.7%	0.0%	0.3%	0.6%	0.3%	0.3%	0.5%	0.0%	1.9%	8.4%	0.9%	0.0%	650
33/34			22:00	23:00	50	27	66.1%	10.3%	2.6%	2.4%	1.0%	1.4%	2.7%	0.0%	0.3%	0.6%	0.3%	0.3%	0.5%	0.0%	1.9%	8.5%	1.0%	0.0%	650
33/34			23:00	0:00	50	28	66.8%	10.4%	2.5%	2.3%	0.8%	1.4%	2.9%	0.0%	0.0%	0.6%	0.4%	0.2%	0.4%	0.0%	2.0%	8.6%	0.8%	0.0%	550

2029 Base	Link ID	Road Section	1-hour interval Start	End	Speed Limit (km/hr)	Travel Speed (km/hr)	PC	TAXI	LGV3	LGV4	LGV6	HGV7	HGV8	PLB	PV4	PV5	NFB6	NFB7	NFB8	FBSD	FBDD	MC	HGV9	NFB9	Traffic Flows (veh/hr)
35a/36a	35a/36a	Ping Kong Road	0:00	1:00	50	30	78.1%	11.0%	0.0%	0.0%	0.0%	0.0%	0.0%	0.0%	0.0%	0.0%	0.0%	0.0%	0.0%	0.0%	0.0%	11.0%	0.0%	0.0%	100
35a/36a			1:00	2:00	50	30	77.3%	13.3%	0.0%	0.0%	0.0%	0.0%	0.0%	0.0%	0.0%	0.0%	0.0%	0.0%	0.0%	0.0%	0.0%	9.4%	0.0%	0.0%	100
35a/36a			2:00	3:00	50	30	77.4%	12.4%	0.0%	0.0%	0.0%	0.0%	0.0%	0.0%	0.0%	0.0%	0.0%	0.0%	0.0%	0.0%	0.0%	10.2%	0.0%	0.0%	100
35a/36a			3:00	4:00	50	30	78.8%	12.4%	0.0%	0.0%	0.0%	0.0%	0.0%	0.0%	0.0%	0.0%	0.0%	0.0%	0.0%	0.0%	0.0%	8.8%	0.0%	0.0%	100
35a/36a			4:00	5:00	50	30	78.4%	10.8%	0.0%	0.0%	0.0%	0.0%	0.0%	0.0%	0.0%	0.0%	0.0%	0.0%	0.0%	0.0%	0.0%	10.8%	0.0%	0.0%	100
35a/36a			5:00	6:00	50	30	72.8%	10.0%	0.0%	0.0%	0.0%	0.0%	0.0%	7.1%	0.0%	0.0%	0.0%	0.0%	0.0%	0.0%	0.0%	10.0%	0.0%	0.0%	100
35a/36a			6:00	7:00	50	30	73.5%	13.3%	0.0%	0.0%	0.0%	0.0%	0.0%	3.9%	0.0%	0.0%	0.0%	0.0%	0.0%	0.0%	0.0%	9.4%	0.0%	0.0%	100
35a/36a			7:00	8:00	50	30	74.5%	11.6%	0.0%	0.0%	0.0%	0.0%	0.0%	4.3%	0.0%	0.0%	0.0%	0.0%	0.0%	0.0%	0.0%	9.6%	0.0%	0.0%	150
35a/36a			8:00	9:00	50	30	72.7%	11.5%	0.0%	0.0%	0.0%	0.0%	0.0%	3.7%	0.0%	0.6%	0.6%	0.6%	0.6%	0.0%	0.0%	9.6%	0.0%	0.0%	300
35a/36a			9:00	10:00	50	30	71.9%	11.3%	0.0%	0.0%	0.0%	0.0%	0.0%	4.0%	0.0%	0.9%	0.9%	0.9%	0.9%	0.0%	0.0%	9.1%	0.0%	0.0%	250
35a/36a			10:00	11:00	50	30	71.9%	11.3%	0.0%	0.0%	0.0%	0.0%	0.0%	4.0%	0.0%	0.9%	0.9%	0.9%	0.9%	0.0%	0.0%	9.1%	0.0%	0.0%	250
35a/36a			11:00	12:00	50	30	71.8%	11.2%	0.0%	0.0%	0.0%	0.0%	0.0%	3.8%	0.0%	1.0%	1.0%	1.0%	1.0%	0.0%	0.0%	9.3%	0.0%	0.0%	200
35a/36a			12:00	13:00	50	30	71.0%	11.4%	0.0%	0.0%	0.0%	0.0%	0.0%	4.0%	0.0%	1.1%	1.1%	1.1%	1.1%	0.0%	0.0%	9.2%	0.0%	0.0%	200
35a/36a			13:00	14:00	50	30	69.2%	11.1%	0.0%	0.0%	0.0%	0.0%	0.0%	8.1%	0.0%	1.1%	0.0%	0.0%	1.1%	0.0%	0.0%	9.3%	0.0%	0.0%	150
35a/36a			14:00	15:00	50	30	70.2%	10.6%	0.0%	0.0%	0.0%	0.0%	0.0%	8.0%	0.0%	1.1%	0.0%	0.0%	1.1%	0.0%	0.0%	9.1%	0.0%	0.0%	200
35a/36a			15:00	16:00	50	30	69.2%	10.5%	0.0%	0.0%	0.0%	0.0%	0.0%	8.0%	0.0%	1.5%	0.0%	0.0%	1.5%	0.0%	0.0%	9.4%	0.0%	0.0%	200
35a/36a			16:00	17:00	50	30	69.3%	10.6%	0.0%	0.0%	0.0%	0.0%	0.0%	8.2%	0.0%	1.4%	0.0%	0.0%	1.4%	0.0%	0.0%	9.2%	0.0%	0.0%	200
35a/36a			17:00	18:00	50	30	69.5%	10.8%	0.0%	0.0%	0.0%	0.0%	0.0%	7.6%	0.0%	1.4%	0.0%	0.0%	1.4%	0.0%	0.0%	9.4%	0.0%	0.0%	250
35a/36a			18:00	19:00	50	30	69.7%	10.5%	0.0%	0.0%	0.0%	0.0%	0.0%	7.9%	0.0%	1.3%	0.0%	0.0%	1.3%	0.0%	0.0%	9.2%	0.0%	0.0%	150
35a/36a			19:00	20:00	50	30	69.1%	10.8%	0.0%	0.0%	0.0%	0.0%	0.0%	7.9%	0.0%	1.4%	0.0%	0.0%	1.4%	0.0%	0.0%	9.4%	0.0%	0.0%	200
35a/36a			20:00	21:00	50	30	69.7%	10.8%	0.0%	0.0%	0.0%	0.0%	0.0%	7.6%	0.0%	1.2%	0.0%	0.0%	1.2%	0.0%	0.0%	9.5%	0.0%	0.0%	150
35a/36a			21:00	22:00	50	30	68.8%	10.9%	0.0%	0.0%	0.0%	0.0%	0.0%	7.7%	0.0%	1.6%	0.0%	0.0%	1.6%	0.0%	0.0%	9.3%	0.0%	0.0%	100
35a/36a			22:00	23:00	50	30	68.3%	11.1%	0.0%	0.0%	0.0%	0.0%	0.0%	7.9%	0.0%	1.6%	0.0%	0.0%	1.6%	0.0%	0.0%	9.5%	0.0%	0.0%	100
35a/36a			23:00	0:00	50	30	74.2%	11.4%	0.0%	0.0%	0.0%	0.0%	0.0%	0.0%	0.0%	2.1%	0.0%	0.0%	2.1%	0.0%	0.0%	10.2%	0.0%	0.0%	100
35b/36b	35b/36b	Ping Kong Road	0:00	1:00	50	30	78.9%	13.4%	0.0%	0.0%	0.0%	0.0%	0.0%	0.0%	0.0%	0.0%	0.0%	0.0%	0.0%	0.0%	0.0%	7.7%	0.0%	0.0%	100
35b/36b			1:00	2:00	50	30	81.7%	9.2%	0.0%	0.0%	0.0%	0.0%	0.0%	0.0%	0.0%	0.0%	0.0%	0.0%	0.0%	0.0%	0.0%	9.2%	0.0%	0.0%	100
35b/36b			2:00	3:00	50	30	78.9%	12.2%	0.0%	0.0%	0.0%	0.0%	0.0%	0.0%	0.0%	0.0%	0.0%	0.0%	0.0%	0.0%	0.0%	8.9%	0.0%	0.0%	100
35b/36b			3:00	4:00	50	30	78.4%	10.8%	0.0%	0.0%	0.0%	0.0%	0.0%	0.0%	0.0%	0.0%	0.0%	0.0%	0.0%	0.0%	0.0%	10.8%	0.0%	0.0%	100
35b/36b			4:00	5:00	50	30	75.7%	12.1%	0.0%	0.0%	0.0%	0.0%	0.0%	0.0%	0.0%	0.0%	0.0%	0.0%	0.0%	0.0%	0.0%	12.1%	0.0%	0.0%	100
35b/36b			5:00	6:00	50	30	71.3%	11.3%	0.0%	0.0%	0.0%	0.0%	0.0%	6.3%	0.0%	0.0%	0.0%	0.0%	0.0%	0.0%	0.0%	11.3%	0.0%	0.0%	100
35b/36b			6:00	7:00	50	30	75.0%	9.2%	0.0%	0.0%	0.0%	0.0%	0.0%	6.7%	0.0%	0.0%	0.0%	0.0%	0.0%	0.0%	0.0%	9.2%	0.0%	0.0%	100
35b/36b			7:00	8:00	50	30	72.6%	11.8%	0.0%	0.0%	0.0%	0.0%	0.0%	6.4%	0.0%	0.0%	0.0%	0.0%	0.0%	0.0%	0.0%	9.3%	0.0%	0.0%	100
35b/36b			8:00	9:00	50	30	71.4%	10.9%	0.0%	0.0%	0.0%	0.0%	0.0%	5.8%	0.0%	1.0%	0.5%	0.5%	1.0%	0.0%	0.0%	9.0%	0.0%	0.0%	250
35b/36b			9:00	10:00	50	30	70.5%	10.4%	0.0%	0.0%	0.0%	0.0%	0.0%	5.8%	0.0%	1.4%	0.8%	0.8%	1.4%	0.0%	0.0%	8.8%	0.0%	0.0%	150
35b/36b			10:00	11:00	50	30	70.2%	10.9%	0.0%	0.0%	0.0%	0.0%	0.0%	5.7%	0.0%	1.4%	0.8%	0.8%	1.4%	0.0%	0.0%	8.7%	0.0%	0.0%	150
35b/36b			11:00	12:00	50	30	70.2%	10.5%	0.0%	0.0%	0.0%	0.0%	0.0%	5.8%	0.0%	1.5%	0.8%	0.8%	1.5%	0.0%	0.0%	8.9%	0.0%	0.0%	150
35b/36b			12:00	13:00	50	30	69.4%	11.3%	0.0%	0.0%	0.0%	0.0%	0.0%	5.5%	0.0%	1.8%	0.7%	0.7%	1.8%	0.0%	0.0%	8.7%	0.0%	0.0%	100
35b/36b			13:00	14:00	50	30	63.0%	9.5%	0.0%	0.0%	0.0%	0.0%	0.0%	15.4%	0.0%	2.8%	0.0%	0.0%	0.0%	0.0%	0.0%	9.5%	0.0%	0.0%	100
35b/36b			14:00	15:00	50	30	63.2%	9.3%	0.0%	0.0%	0.0%	0.0%	0.0%	15.7%	0.0%	2.5%	0.0%	0.0%	0.0%	0.0%	0.0%	9.3%	0.0%	0.0%	100
35b/36b			15:00	16:00	50	30	63.9%	9.1%	0.0%	0.0%	0.0%	0.0%	0.0%	15.5%	0.0%	2.5%	0.0%	0.0%	0.0%	0.0%	0.0%	9.1%	0.0%	0.0%	150
35b/36b			16:00	17:00	50	30	63.0%	9.6%	0.0%	0.0%	0.0%	0.0%	0.0%	15.5%	0.0%	2.4%	0.0%	0.0%	0.0%	0.0%	0.0%	9.6%	0.0%	0.0%	150
35b/36b			17:00	18:00	50	30	63.2%	9.5%	0.0%	0.0%	0.0%	0.0%	0.0%	15.1%	0.0%	2.8%	0.0%	0.0%	0.0%	0.0%	0.0%	9.5%	0.0%	0.0%	150
35b/36b			18:00	19:00	50	30	63.1%	9.2%	0.0%	0.0%	0.0%	0.0%	0.0%	15.9%	0.0%	2.7%	0.0%	0.0%	0.0%	0.0%	0.0%	9.2%	0.0%	0.0%	100
35b/36b			19:00	20:00	50	30	64.2%	9.0%	0.0%	0.0%	0.0%	0.0%	0.0%	15.3%	0.0%	2.5%	0.0%	0.0%	0.0%	0.0%	0.0%	9.0%	0.0%	0.0%	150
35b/36b			20:00	21:00	50	30	63.7%	8.8%	0.0%	0.0%	0.0%	0.0%	0.0%	16.5%	0.0%	2.1%	0.0%	0.0%	0.0%	0.0%	0.0%	8.8%	0.0%	0.0%	100
35b/36b			21:00	22:00	50	30	61.9%	10.1%	0.0%	0.0%	0.0%	0.0%	0.0%	15.4%	0.0%	2.7%	0.0%	0.0%	0.0%	0.0%	0.0%	10.1%	0.0%	0.0%	100
35b/36b			22:00	23:00	50	30	61.9%	10.1%	0.0%	0.0%	0.0%	0.0%	0.0%	15.4%	0.0%	2.7%	0.0%	0.0%	0.0%	0.0%	0.0%	10.1%	0.0%	0.0%	100
35b/36b			23:00	0:00	50	30	74.9%	10.6%	0.0%	0.0%	0.0%	0.0%	0.0%	0.0%	0.0%	3.9%	0.0%	0.0%	0.0%	0.0%	0.0%	10.6%	0.0%	0.0%	100
35d/36d	35d/36d	Ping Kong Road	0:00	1:00	50	30	78.6%	11.8%	0.0%	0.0%	0.0%	0.0%	0.0%	0.0%	0.0%	0.0%	0.0%	0.0%	0.0%	0.0%	0.0%	9.5%	0.0%	0.0%	100
35d/36d			1:00	2:00	50	30	78.4%	10.8%	0.0%	0.0%	0.0%	0.0%	0.0%	0.0%	0.0%	0.0%	0.0%	0.0%	0.0%	0.0%	0.0%	10.8%	0.0%	0.0%	100
35d/36d			2:00	3:00	50	30	72.4%	13.8%	0.0%	0.0%	0.0%	0.0%	0.0%	0.0%	0.0%	0.0%	0.0%	0.0%	0.0%	0.0%	0.0%	13.8%	0.0%	0.0%	100
35d/36d			3:00	4:00	50	30	74.2%	12.9%	0.0%	0.0%	0.0%	0.0%	0.0%	0.0%	0.0%	0.0%	0.0%	0.0%	0.0%	0.0%	0.0%	12.9%	0.0%	0.0%	100
35d/36d			4:00	5:00	50	30	76.4%	18.1%	0.0%	0.0%	0.0%	0.0%	0.0%	0.0%	0.0%	0.0%	0.0%	0.0%	0.0%	0.0%	0.0%	5.6%	0.0%	0.0%	100
35d/36d			5:00	6:00	50	30	68.9%	15.6%	0.0%	0.0%	0.0%	0.0%	0.0%	10.0%	0.0%	0.0%	0.0%	0.0%	0.0%	0.0%	0.0%	5.6%	0.0%	0.0%	100
35d/36d			6:00	7:00	50	30	70.2%	10.8%	0.0%	0.0%	0.0%	0.0%	0.0%	8.2%	0.0%	0.0%	0.0%	0.0%	0.0%	0.0%	0.0%	10.8%	0.0%	0.0%	100
35d/36d			7:00	8:00	50	30	68.7%	12.1%	0.0%	0.0%	0.0%	0.0%	0.0%	8.0%	0.0%	2.0%	0.0%	0.0%	0.0%	0.0%	0.0%	9.1%	0.0%	0.0%	100
35d/36d			8:00	9:00	50	30	69.9%	11.1%	0.0%	0.0%	0.0%	0.0%	0.0%	6.8%	0.0%	1.1%	0.6%	0.6%	0.6%	0.0%	0.0%	9.3%	0.0%	0.0%	200
35d/36d			9:00	10:00	50	30	68.3%	11.1%	0.0%	0.0%	0.0%	0.0%	0.0%	7.8%	0.0%	1.7%	0.8%	0.8%	0.8%	0.0%	0.0%	8.5%	0.0%	0.0%	150
35d/36d			10:00	11:00	50	30	68.3%	11.1%	0.0%	0.0%	0.0%	0.0%	0.0%	7.8%	0.0%	1.7%	0.8%	0.8%	0.8%	0.0%	0.0%	8.5%	0.0%	0.0%	150
35d/36d			11:00	12:00	50	30	68.1%	10.6%	0.0%	0.0%	0.0%	0.0%	0.0%	8.1%	0.0%	1.8%	0.9%	0.9%	0.9%	0.0%	0.0%	8.8%	0.0%	0.0%	150
35d/36d			12:00	13:00	50	30	67.1%	10.1%	0.0%	0.0%	0.0%	0.0%	0.0%	8.7%	0.0%	2.4%	0.8%	0.8%	0.8%	0.0%	0.0%	9.4%	0.0%	0.0%	100
35d/36d			13:00	14:00	50	30	62.3%	9.8%	0.0%	0.0%	0.0%	0.0%	0.0%	15.6%	0.0%	3.3%	0.0%	0.0%	0.0%	0.0%	0.0%	9.0%	0.0%	0.0%	100
35d/36d			14:00	15:00	50	30	62.7%	9.7%	0.0%	0.0%	0.0%	0.0%	0.0%	16.4%	0.0%	3.0%	0.0%	0.0%	0.0%	0.0%	0.0%	8.2%	0.0%	0.0%	100
35d/36d			15:00	16:00	50	30	63.5%	9.3%	0.0%	0.0%	0.0%	0.0%	0.0%	16.5%	0.0%	2.9%	0.0%	0.0%	0.0%	0.0%	0.0%	7.9%	0.0%	0.0%	100
35d/36d			16:00	17:00	50	30	63.9%	9.0%	0.0%	0.0%	0.0%	0.0%	0.0%	16.0%	0.0%	2.8%	0.0%	0.0%	0.0%	0.0%	0.0%	8.3%	0.0%	0.0%	100
35d/36d			17:00	18:00	50	30	64.1%	9.4%	0.0%	0.0%	0.0%	0.0%	0.0%	16.3%	0.0%	2.6%	0.0%	0.0%	0.0%	0.0%	0.0%	7.7%	0.0%	0.0%	150
35d/36d			18:00	19:00	50	30	63.4%	9.4%	0.0%	0.0%	0.0%	0.0%	0.0%	16.3%	0.0%	2.7%	0.0%	0.0%	0.0%	0.0%	0.0%	8.2%	0.0%	0.0%	100
35d/36d			19:00	20:00	50	30	64.1%	9.1%	0.0%	0.0%	0.0%	0.0%	0.0%	16.2%	0.0%	2.8%	0.0%	0.0%	0.0%	0.0%	0.0%	7.8%	0.0%	0.0%	100
35d/36d			20:00	21:00	50	30	64.2%	8.9%	0.0%	0.0%	0.0%	0.0%	0.0%	17.0%	0.0%	2.7%	0.0%	0.0%	0.0%	0.0%	0.0%	7.2%	0.0%	0.0%	100
35d/36d			21:00	22:00	50	30	61.8%	10.1%	0.0%	0.0%	0.0%	0.0%	0.0%	16.9%	0.0%	3.4%	0.0%	0.0%	0.0%	0.0%	0.0%	7.9%	0.0%	0.0%	100
35d/36d			22:00	23:00	50	30	62.5%	9.1%	0.0%	0.0%	0.0%	0.0%	0.0%	17.0%	0.0%	3.4%	0.0%	0.0%	0.0%	0.0%	0.0%	8.0%	0.0%	0.0%	100
35d/36d			23:00	0:00	50	30	71.9%	12.5%	0.0%	0.0%	0.0%	0.0%	0.0%	0.0%	0.0%	4.7%	0.0%	0.0%	0.0%	0.0%	0.0%	10.9%	0.0%	0.0%	100
35e/36e	35e/36e	Ping Kong Road	0:00	1:00	50	30	77.5%	12.9%	0.0%	0.0%	0.0%	0.0%	0.0%	0.0%	0.0%	0.0%	0.0%	0.0%	0.0%	0.0%	0.0%	9.6%	0.0%	0.0%	100
35e/36e			1:00	2:00	50	30	78.0%	11.0%	0.0%	0.0%	0.0%	0.0%	0.0%	0.0%	0.0%	0.0%	0.0%	0.0%	0.0%	0.0%	0.0%	11.0%	0.0%	0.0%	100
35e/36e			2:00	3:00	50	30	73.3%	13.3%	0.0%	0.0%	0.0%	0.0%	0.0%	0.0%	0.0%	0.0%	0.0%	0.0%	0.0%	0.0%	0.0%	13.3%	0.0%	0.0%	100
35e/36e			3:00	4:00	50	30	67.5%	16.3%	0.0%	0.0%	0.0%	0.0%	0.0%	0.0%	0.0%	0.0%	0.0%	0.0%	0.0%	0.0%	0.0%	16.3%	0.0%	0.0%	100
35e/36e			4:00	5:00	50	30	69.1%	23.8%	0.0%	0.0%	0.0%	0.0%	0.0%	0.0%	0.0%	0.0%	0.0%	0.0%	0.0%	0.0%	0.0%	7.1%	0.0%	0.0%	100
35e/36e			5:00	6:00	50	30	60.7%	19.6%	0.0%	0.0%	0.0%	0.0%	0.0%	12.5%	0.0%	0.0%	0.0%	0.0%	0.0%	0.0%	0.0%	7.1%	0.0%	0.0%	100
35e/36e			6:00	7:00	50	30	67.0%	11.0%	0.0%	0.0%	0.0%	0.0%	0.0%	11.0%	0.0%	0.0%	0.0%	0.0%	0.0%	0.0%	0.0%	11.0%	0.0%	0.0%	100
35e/36e			7:00	8:00	50	30	66.3%	11.3%	0.0%	0.0%	0.0%	0.0%	0.0%	11.2%	0.0%	2.8%	0.0%	0.0%	0.0%	0.0%	0.0%	8.5%	0.0%	0.0%	100
35e/36e			8:00	9:00	50	30	66.2%	11.1%	0.0%	0.0%	0.0%	0.0%	0.0%	10.1%	0.0%	1.7%	0.7%	0.7%	0.7%	0.0%	0.0%	8.7%	0.0%	0.0%	150
35e/36e			9:00	10:00	50	30	64.0%	10.5%	0.0%	0.0%	0.0%	0.0%	0.0%	12.4%	0.0%	2.6%	0.9%	0.9%	0.9%	0.0%	0.0%	7.9%	0.0%	0.0%	100
35e/36e			10:00	11:00	50	30	64.0%	10.5%	0.0%	0.0%	0.0%	0.0%	0.0%	12.4%	0.0%	2.6%	0.9%	0.9%	0.9%	0.0%	0.0%	7.9%	0.0%	0.0%	100
35e/36e			11:00	12:00	50	30	63.0%	10.8%	0.0%	0.0%	0.0%	0.0%	0.0%	12.8%	0.0%	2.7%	0.9%	0.9%	0.9%	0.0%	0.0%	8.1%	0.0%	0.0%	100
35e/36e			12:00	13:00	50	30	63.8%	9.6%	0.0%	0.0%	0.0%	0.0%	0.0%	11.8%	0.0%	3.2%	1.0%	1.0%	1.0%	0.0%	0.0%	8.5%	0.0%	0.0%	100
35e/36e			13:00	14:00	50	30	58.7%	8.7%	0.0%	0.0%	0.0%	0.0%	0.0%	20.7%	0.0%	3.3%	0.0%	0.0%	0.0%	0.0%	0.0%	8.7%	0.0%	0.0%	100
35e/36e			14:00	15:00	50	30	58.4%	8.9%	0.0%	0.0%	0.0%	0.0%	0.0%	21.8%	0.0%	3.0%	0.0%	0.0%	0.0%	0.0%	0.0%	7.9%	0.0%	0.0%	100
35e/36e			15:00	16:00	50	30	59.4%	8.5%	0.0%	0.0%	0.0%	0.0%	0.0%	21.7%	0.0%	2.9%	0.0%	0.0%	0.0%	0.0%	0.0%	7.6%	0.0%	0.0%	100
35e/36e			16:00	17:00	50	30	59.8%	8.4%	0.0%	0.0%	0.0%	0.0%	0.0%	21.5%	0.0%	2.8%	0.0%	0.0%	0.0%	0.0%	0.0%	7.5%	0.0%	0.0%	100
35e/36e			17:00	18:00	50	30	59.1%	8.7%	0.0%	0.0%	0.0%	0.0%	0.0%	22.7%	0.0%	2.6%	0.0%	0.0%	0.0%	0.0%	0.0%	7.0%	0.0%	0.0%	100
35e/36e			18:00	19:00	50	30	58.8%	8.8%	0.0%	0.0%	0.0%	0.0%	0.0%	21.5%	0.0%	3.6%	0.0%	0.0%	0.0%	0.0%	0.0%	7.2%	0.0%	0.0%	100
35e/36e			19:00	20:00	50	30	59.4%	8.5%	0.0%	0.0%	0.0%	0.0%	0.0%	21.7%	0.0%	2.9%	0.0%	0.0%	0.0%	0.0%	0.0%	7.6%	0.0%	0.0%	100
35e/36e			20:00	21:00	50	30	60.7%	7.0%	0.0%	0.0%	0.0%	0.0%	0.0%	22.7%	0.0%	3.6%	0.0%	0.0%	0.0%	0.0%	0.0%	5.9%	0.0%	0.0%	100
35e/36e			21:00	22:00	50	30	57.5%	9.0%	0.0%	0.0%	0.0%	0.0%	0.0%	22.8%	0.0%	4.6%	0.0%	0.0%	0.0%	0.0%	0.0%	6.1%	0.0%	0.0%	100
35e/36e			22:00	23:00	50	30	58.4%	7.7%	0.0%	0.0%	0.0%	0.0%	0.0%	23.1%	0.0%	4.6%	0.0%	0.0%	0.0%	0.0%	0.0%	6.2%	0.0%	0.0%	100
35e/36e			23:00	0:00	50	30	73.3%	11.1%	0.0%	0.0%	0.0%	0.0%	0.0%	0.0%	0.0%	6.7%	0.0%	0.0%	0.0%	0.0%	0.0%	8.9%	0.0%	0.0%	100
37/38	37/38	Po Ping Road	0:00	1:00	50	30	61.5%	9.5%	1.0%	1.0%	0.0%	0.5%	1.5%	0.0%	0.0%	0.5%	0.0%	0.0%	0.0%	0.0%	16.4%	8.0%	0.0%	0.0%	200
37/38			1:00	2:00	50	30	74.0%	11.4%	1.4%	1.4%	0.0%	0.5%	1.4%	0.0%	0.0%	0.8%	0.0%	0.0%	0.0%	0.0%	0.0%	9.1%	0.0%	0.0%	150
37/38			2:00	3:00	50	30	74.9%	11.5%	1.1%	1.1%	0.0%	0.0%	1.9%	0.0%	0.0%	0.0%	0.0%	0.0%	0.0%	0.0%	0.0%	9.5%	0.0%	0.0%	100
37/38			3:00	4:00	50	30	73.0%	11.5%	1.3%	1.3%	0.0%	0.0%	2.4%	0.0%	0.0%	0.0%	0.0%	0.0%	0.0%	0.0%	0.0%	10.5%	0.0%	0.0%	100
37/38			4:00	5:00	50	30	75.5%	11.4%	0.0%	0.0%	0.0%	0.0%	2.9%	0.0%	0.0%	0.0%	0.0%	0.0%	0.0%	0.0%	0.0%	10.1%	0.0%	0.0%	100
37/38			5:00	6:00	50	30	62.7%	9.7%	0.0%	0.0%	0.0%	0.0%	2.5%	0.0%	0.0%	0.0%	0.0%	0.0%	0.0%	0.0%	16.5%	8.6%	0.0%	0.0%	100
37/38			6:00	7:00	50	30	61.2%	9.9%	1.2%	1.2%	0.0%	0.7%	1.2%	0.0%	0.0%	0.6%	0.0%	0.0%	0.0%	0.0%	16.5%	7.4%	0.0%	0.0%	200
37/38			7:00	8:00	50	30	61.3%	9.5%	0.7%	0.7%	0.3%	0.5%	1.0%	0.0%	0.0%	0.5%	0.5%	0.3%	0.5%	0.0%	16.1%	7.6%	0.5%	0.0%	400
37/38			8:00	9:00	50	28	62.1%	9.6%	0.8%	0.8%	0.3%	0.5%	1.2%	0.0%	0.1%	0.5%	0.4%	0.3%	0.4%	0.0%	14.9%	7.9%	0.3%	0.0%	800
37/38			9:00	10:00	50	29	61.5%	9.5%	0.8%	0.8%	0.3%	0.5%	1.1%	0.0%	0.2%	0.5%	0.3%	0.3%	0.3%	0.0%	15.9%	7.8%	0.3%	0.0%	650
37/38			10:00	11:00	50	29	61.6%	9.5%	0.8%	0.8%	0.3%	0.5%	1.1%	0.0%	0.2%	0.5%	0.3%	0.3%	0.3%	0.0%	15.8%	7.8%	0.3%	0.0%	650
37/38			11:00	12:00	50	29	61.6%	9.5%	0.8%	0.8%	0.3%	0.5%	1.1%	0.0%	0.2%	0.5%	0.3%	0.3%	0.3%	0.0%	15.8%	7.7%	0.3%	0.0%	650
37/38			12:00	13:00	50	29	61.1%	9.5%	0.9%	0.9%	0.4%	0.6%	1.1%	0.0%	0.2%	0.6%	0.4%	0.4%	0.4%	0.0%	15.5%	7.8%	0.4%	0.0%	550
37/38			13:00	14:00	50	29	59.2%	9.3%	1.4%	1.4%	0.4%	0.8%	1.8%	0.0%	0.0%	0.4%	0.4%	0.4%	0.4%	0.0%	16.0%	7.5%	0.6%	0.0%	500
37/38			14:00	15:00	50	29	59.3%	9.2%	1.6%	1.6%	0.4%	0.7%	1.6%	0.0%	0.0%	0.4%	0.4%	0.4%	0.4%	0.0%	16.3%	7.4%	0.5%	0.0%	550
37/38			15:00	16:00	50	29	59.1%	9.2%	1.5%	1.5%	0.5%	0.8%	1.7%	0.0%	0.0%	0.5%	0.3%	0.3%	0.5%	0.0%	15.9%	7.5%	0.5%	0.0%	600
37/38			16:00	17:00	50	29	59.3%	9.2%	1.5%	1.5%	0.5%	0.8%	1.6%	0.0%	0.0%	0.5%	0.3%	0.3%	0.5%	0.0%	16.0%	7.4%	0.5%	0.0%	600
37/38			17:00	18:00	50	29	59.2%	9.1%	1.5%	1.5%	0.5%	0.9%	1.8%	0.0%	0.0%	0.5%	0.3%	0.3%	0.5%	0.0%	16.2%	7.3%	0.5%	0.0%	650
37/38			18:00	19:00	50	29	59.7%	9.3%	1.5%	1.5%	0.5%	0.8%	1.6%	0.0%	0.0%	0.5%	0.3%	0.3%	0.5%	0.0%	15.6%	7.5%	0.5%	0.0%	600
37/38			19:00	20:00	50	29	59.3%	9.2%	1.5%	1.5%	0.5%	0.8%	1.7%	0.0%	0.0%	0.5%	0.3%	0.3%	0.5%	0.0%	15.9%	7.4%	0.5%	0.0%	600
37/38			20:00	21:00	50	30	59.1%	9.1%	1.5%	1.5%	0.4%	0.8%	1.7%	0.0%	0.0%	0.4%	0.4%	0.4%	0.4%	0.0%	16.4%	7.4%	0.4%	0.0%	450
37/38			21:00	22:00	50	30	58.9%	9.4%	1.4%	1.4%	0.5%	0.8%	1.6%	0.0%	0.0%	0.5%	0.3%	0.3%	0.5%	0.0%	16.3%	7.5%	0.5%	0.0%	350
37/38			22:00	23:00	50	30	59.3%	9.1%	1.4%	1.4%	0.5%	0.8%	1.7%	0.0%	0.0%	0.5%	0.3%	0.3%	0.5%	0.0%	16.4%	7.1%	0.5%	0.0%	350
37/38			23:00	0:00	50	30	59.1%	8.9%	1.6%	1.6%	0.7%	0.7%	1.6%	0.0%	0.0%	0.7%	0.3%	0.3%	0.7%	0.0%	15.9%	7.3%	0.7%	0.0%	300

2029 Base	Link ID	Road Section	1-hour interval Start	1-hour interval End	Speed Limit (km/hr)	Travel Speed (km/hr)	PC	TAXI	LGV3	LGV4	LGV6	HGV7	HGV8	PLB	PV4	PV5	NFB6	NFB7	NFB8	FBSD	FBDD	MC	HGV9	NFB9	Traffic Flows (veh/hr)
39/40	39/40	Po Ping Road	0:00	1:00	50	30	65.1%	10.6%	1.2%	1.2%	0.0%	0.6%	1.7%	0.0%	0.0%	0.0%	0.0%	0.0%	0.0%	0.0%	11.5%	8.2%	0.0%	0.0%	200
39/40			1:00	2:00	50	30	73.9%	11.0%	1.6%	1.6%	0.0%	0.9%	1.6%	0.0%	0.0%	0.0%	0.0%	0.0%	0.0%	0.0%	0.0%	9.4%	0.0%	0.0%	100
39/40			2:00	3:00	50	30	74.5%	11.6%	1.2%	1.2%	0.0%	0.0%	2.1%	0.0%	0.0%	0.0%	0.0%	0.0%	0.0%	0.0%	0.0%	9.5%	0.0%	0.0%	100
39/40			3:00	4:00	50	30	73.8%	11.7%	1.4%	1.4%	0.0%	0.0%	2.6%	0.0%	0.0%	0.0%	0.0%	0.0%	0.0%	0.0%	0.0%	9.0%	0.0%	0.0%	100
39/40			4:00	5:00	50	30	75.3%	11.4%	0.0%	0.0%	0.0%	0.0%	3.3%	0.0%	0.0%	0.0%	0.0%	0.0%	0.0%	0.0%	0.0%	10.0%	0.0%	0.0%	100
39/40			5:00	6:00	50	30	66.8%	10.2%	0.0%	0.0%	0.0%	0.0%	2.9%	0.0%	0.0%	0.0%	0.0%	0.0%	0.0%	0.0%	11.4%	8.7%	0.0%	0.0%	100
39/40			6:00	7:00	50	30	64.5%	10.1%	1.5%	1.5%	0.0%	0.7%	1.5%	0.0%	0.0%	0.0%	0.0%	0.0%	0.0%	0.0%	11.6%	8.7%	0.0%	0.0%	100
39/40			7:00	8:00	50	29	64.4%	10.0%	0.8%	0.8%	0.3%	0.6%	1.1%	0.0%	0.0%	0.6%	0.6%	0.3%	0.6%	0.0%	11.2%	8.3%	0.6%	0.0%	400
39/40			8:00	9:00	50	26	66.3%	10.3%	0.9%	0.9%	0.3%	0.6%	1.3%	0.0%	0.2%	0.4%	0.4%	0.3%	0.4%	0.0%	8.7%	8.7%	0.3%	0.0%	650
39/40			9:00	10:00	50	27	63.5%	9.9%	0.9%	0.9%	0.4%	0.6%	1.3%	0.0%	0.2%	0.4%	0.4%	0.4%	0.4%	0.0%	12.4%	8.2%	0.4%	0.0%	550
39/40			10:00	11:00	50	27	64.4%	9.9%	0.9%	0.9%	0.4%	0.5%	1.3%	0.0%	0.2%	0.4%	0.4%	0.4%	0.4%	0.0%	11.4%	8.3%	0.4%	0.0%	600
39/40			11:00	12:00	50	27	64.0%	10.0%	0.9%	0.9%	0.4%	0.6%	1.3%	0.0%	0.2%	0.4%	0.4%	0.4%	0.4%	0.0%	11.4%	8.5%	0.4%	0.0%	500
39/40			12:00	13:00	50	28	63.7%	9.9%	1.1%	1.1%	0.4%	0.6%	1.1%	0.0%	0.2%	0.4%	0.4%	0.4%	0.4%	0.0%	11.3%	8.4%	0.4%	0.0%	500
39/40			13:00	14:00	50	28	64.9%	9.9%	1.9%	1.9%	0.5%	0.9%	1.9%	0.0%	0.0%	0.7%	0.5%	0.5%	0.5%	0.0%	7.1%	8.3%	0.7%	0.0%	400
39/40			14:00	15:00	50	28	64.7%	10.0%	1.9%	1.9%	0.4%	1.0%	2.1%	0.0%	0.0%	0.6%	0.4%	0.4%	0.4%	0.0%	7.1%	8.3%	0.6%	0.0%	500
39/40			15:00	16:00	50	28	64.6%	10.1%	2.0%	2.0%	0.4%	1.0%	2.0%	0.0%	0.0%	0.6%	0.4%	0.4%	0.4%	0.0%	7.2%	8.5%	0.6%	0.0%	500
39/40			16:00	17:00	50	28	64.6%	10.1%	1.9%	1.9%	0.6%	1.0%	2.1%	0.0%	0.0%	0.6%	0.4%	0.4%	0.4%	0.0%	7.1%	8.4%	0.6%	0.0%	500
39/40			17:00	18:00	50	27	64.5%	10.0%	1.8%	1.8%	0.7%	0.9%	2.1%	0.0%	0.0%	0.7%	0.5%	0.5%	0.5%	0.0%	7.2%	8.3%	0.5%	0.0%	600
39/40			18:00	19:00	50	27	63.5%	9.8%	1.7%	1.7%	0.6%	1.0%	1.9%	0.0%	0.0%	0.8%	0.4%	0.4%	0.4%	0.0%	9.1%	8.2%	0.6%	0.0%	550
39/40			19:00	20:00	50	28	64.8%	9.9%	1.9%	1.9%	0.6%	1.0%	2.1%	0.0%	0.0%	0.6%	0.4%	0.4%	0.4%	0.0%	7.1%	8.3%	0.6%	0.0%	500
39/40			20:00	21:00	50	28	64.6%	9.8%	2.0%	2.0%	0.5%	1.0%	2.0%	0.0%	0.0%	0.7%	0.5%	0.5%	0.5%	0.0%	7.0%	8.3%	0.7%	0.0%	400
39/40			21:00	22:00	50	29	64.8%	10.1%	1.9%	1.9%	0.6%	0.9%	1.9%	0.0%	0.0%	0.6%	0.3%	0.3%	0.3%	0.0%	7.3%	8.5%	0.6%	0.0%	300
39/40			22:00	23:00	50	29	65.1%	10.3%	1.6%	1.6%	0.6%	1.0%	1.9%	0.0%	0.0%	0.6%	0.3%	0.3%	0.3%	0.0%	7.4%	8.3%	0.6%	0.0%	300
39/40			23:00	0:00	50	30	64.5%	9.9%	1.9%	1.9%	0.8%	0.8%	1.9%	0.0%	0.0%	0.8%	0.4%	0.4%	0.4%	0.0%	7.3%	8.4%	0.8%	0.0%	300
41/42	41/42	Po Ping Road	0:00	1:00	50	30	72.2%	11.3%	1.7%	1.7%	0.0%	0.9%	2.6%	0.0%	0.0%	0.0%	0.0%	0.0%	0.0%	0.0%	0.0%	9.6%	0.0%	0.0%	100
41/42			1:00	2:00	50	30	72.4%	11.6%	1.1%	1.1%	0.0%	1.1%	3.1%	0.0%	0.0%	0.0%	0.0%	0.0%	0.0%	0.0%	0.0%	9.6%	0.0%	0.0%	100
41/42			2:00	3:00	50	30	72.7%	11.5%	1.4%	1.4%	0.0%	1.4%	2.6%	0.0%	0.0%	0.0%	0.0%	0.0%	0.0%	0.0%	0.0%	8.9%	0.0%	0.0%	100
41/42			3:00	4:00	50	30	71.4%	10.9%	1.8%	1.8%	0.0%	0.0%	3.2%	0.0%	0.0%	0.0%	0.0%	0.0%	0.0%	0.0%	0.0%	10.9%	0.0%	0.0%	100
41/42			4:00	5:00	50	30	71.9%	10.8%	2.2%	2.2%	0.0%	0.0%	3.8%	0.0%	0.0%	0.0%	0.0%	0.0%	0.0%	0.0%	0.0%	9.2%	0.0%	0.0%	100
41/42			5:00	6:00	50	30	73.4%	9.9%	2.3%	2.3%	0.0%	0.0%	2.3%	0.0%	0.0%	0.0%	0.0%	0.0%	0.0%	0.0%	0.0%	9.9%	0.0%	0.0%	100
41/42			6:00	7:00	50	30	72.6%	10.8%	1.2%	1.2%	0.0%	1.2%	3.2%	0.0%	0.0%	0.0%	0.0%	0.0%	0.0%	0.0%	0.0%	9.9%	0.0%	0.0%	100
41/42			7:00	8:00	50	30	70.4%	10.9%	1.4%	1.4%	0.3%	1.1%	2.2%	0.0%	0.0%	0.7%	0.7%	0.3%	0.7%	0.0%	0.0%	9.4%	0.3%	0.0%	250
41/42			8:00	9:00	50	28	71.3%	11.1%	1.2%	1.2%	0.4%	0.8%	1.8%	0.0%	0.2%	0.6%	0.6%	0.4%	0.6%	0.0%	0.0%	9.4%	0.4%	0.0%	450
41/42			9:00	10:00	50	29	70.3%	11.0%	1.5%	1.5%	0.5%	1.0%	2.0%	0.0%	0.2%	0.5%	0.5%	0.5%	0.5%	0.0%	0.0%	9.3%	0.7%	0.0%	450
41/42			10:00	11:00	50	29	70.4%	11.0%	1.5%	1.5%	0.5%	1.0%	2.0%	0.0%	0.2%	0.5%	0.5%	0.5%	0.5%	0.0%	0.0%	9.3%	0.7%	0.0%	450
41/42			11:00	12:00	50	29	70.5%	10.9%	1.4%	1.4%	0.5%	0.9%	1.9%	0.0%	0.3%	0.5%	0.5%	0.5%	0.5%	0.0%	0.0%	9.5%	0.7%	0.0%	400
41/42			12:00	13:00	50	29	69.6%	10.7%	1.7%	1.7%	0.6%	0.9%	2.0%	0.0%	0.3%	0.6%	0.6%	0.6%	0.6%	0.0%	0.0%	9.6%	0.6%	0.0%	350
41/42			13:00	14:00	50	30	66.8%	10.4%	2.8%	2.8%	0.6%	1.5%	3.1%	0.0%	0.0%	0.6%	0.6%	0.6%	0.6%	0.0%	0.0%	8.6%	0.9%	0.0%	350
41/42			14:00	15:00	50	29	66.7%	10.5%	2.5%	2.5%	0.8%	1.4%	2.8%	0.0%	0.0%	0.8%	0.8%	0.8%	0.8%	0.0%	0.0%	8.6%	0.8%	0.0%	350
41/42			15:00	16:00	50	29	66.8%	10.5%	2.6%	2.6%	0.8%	1.3%	2.9%	0.0%	0.0%	0.8%	0.8%	0.8%	0.8%	0.0%	0.0%	8.4%	0.8%	0.0%	350
41/42			16:00	17:00	50	29	67.1%	10.4%	2.6%	2.6%	0.8%	1.3%	2.8%	0.0%	0.0%	0.8%	0.8%	0.8%	0.8%	0.0%	0.0%	8.7%	0.8%	0.0%	350
41/42			17:00	18:00	50	29	67.4%	10.5%	2.4%	2.4%	0.7%	1.4%	2.9%	0.0%	0.0%	0.7%	0.7%	0.7%	0.7%	0.0%	0.0%	8.6%	1.0%	0.0%	450
41/42			18:00	19:00	50	29	68.3%	10.7%	2.3%	2.3%	0.7%	1.3%	2.6%	0.0%	0.0%	0.7%	0.5%	0.5%	0.5%	0.0%	0.0%	8.7%	0.7%	0.0%	400
41/42			19:00	20:00	50	29	66.8%	10.4%	2.6%	2.6%	0.8%	1.3%	2.9%	0.0%	0.0%	0.8%	0.8%	0.8%	0.8%	0.0%	0.0%	8.8%	0.8%	0.0%	350
41/42			20:00	21:00	50	30	68.6%	10.8%	2.3%	2.3%	0.7%	1.3%	2.5%	0.0%	0.0%	0.7%	0.3%	0.3%	0.3%	0.0%	0.0%	9.1%	1.0%	0.0%	300
41/42			21:00	22:00	50	30	67.2%	10.6%	2.6%	2.6%	0.8%	1.3%	3.0%	0.0%	0.0%	0.8%	0.5%	0.5%	0.5%	0.0%	0.0%	8.9%	0.8%	0.0%	250
41/42			22:00	23:00	50	30	67.6%	10.3%	2.6%	2.6%	0.8%	1.3%	3.1%	0.0%	0.0%	0.8%	0.5%	0.5%	0.5%	0.0%	0.0%	8.6%	0.8%	0.0%	250
41/42			23:00	0:00	50	30	67.7%	10.4%	2.6%	2.6%	1.1%	1.5%	3.0%	0.0%	0.0%	1.1%	0.5%	0.5%	0.5%	0.0%	0.0%	8.3%	0.5%	0.0%	200
43	43	Po Shek Wu Road	0:00	1:00	50	50	54.7%	8.4%	4.9%	4.6%	1.8%	2.6%	5.4%	0.7%	0.0%	0.5%	0.4%	0.2%	0.4%	0.0%	6.8%	7.0%	1.6%	0.0%	550
43			1:00	2:00	50	50	59.2%	9.2%	5.4%	4.9%	1.8%	2.9%	5.8%	0.0%	0.0%	0.5%	0.2%	0.2%	0.5%	0.0%	0.0%	7.6%	1.8%	0.0%	450
43			2:00	3:00	50	50	59.2%	9.2%	5.4%	4.8%	1.8%	3.0%	6.0%	0.0%	0.0%	0.6%	0.3%	0.3%	0.3%	0.0%	0.0%	7.4%	1.8%	0.0%	350
43			3:00	4:00	50	50	59.2%	9.2%	5.2%	4.8%	1.8%	2.9%	5.9%	0.0%	0.0%	0.4%	0.4%	0.4%	0.4%	0.0%	0.0%	7.7%	1.8%	0.0%	250
43			4:00	5:00	50	50	58.9%	8.9%	5.4%	4.9%	1.8%	3.1%	5.8%	0.0%	0.0%	0.5%	0.5%	0.5%	0.5%	0.0%	0.0%	7.6%	1.8%	0.0%	200
43			5:00	6:00	50	50	54.6%	8.3%	5.0%	4.6%	1.7%	2.5%	5.4%	0.8%	0.0%	0.4%	0.4%	0.4%	0.4%	0.0%	6.7%	7.1%	1.7%	0.0%	250
43			6:00	7:00	50	50	54.9%	8.5%	4.8%	4.6%	1.7%	2.6%	5.5%	0.7%	0.0%	0.4%	0.2%	0.2%	0.4%	0.0%	6.8%	7.0%	1.7%	0.0%	450
43			7:00	8:00	50	46	54.7%	8.5%	4.9%	4.5%	1.8%	2.7%	5.4%	0.8%	0.1%	0.5%	0.3%	0.3%	0.3%	0.0%	6.8%	7.0%	1.7%	0.0%	1,200
43			8:00	9:00	50	40	54.7%	8.5%	4.9%	4.5%	1.8%	2.7%	5.5%	0.7%	0.1%	0.5%	0.3%	0.2%	0.4%	0.0%	6.8%	7.0%	1.6%	0.0%	1,900
43			9:00	10:00	50	40	54.7%	8.5%	4.9%	4.5%	1.8%	2.7%	5.4%	0.8%	0.1%	0.5%	0.3%	0.2%	0.4%	0.0%	6.8%	7.0%	1.7%	0.0%	1,850
43			10:00	11:00	50	40	54.7%	8.5%	4.8%	4.5%	1.7%	2.7%	5.4%	0.8%	0.1%	0.5%	0.3%	0.2%	0.4%	0.0%	6.8%	7.0%	1.7%	0.0%	1,850
43			11:00	12:00	50	41	54.7%	8.5%	4.9%	4.5%	1.7%	2.7%	5.4%	0.7%	0.1%	0.5%	0.3%	0.2%	0.4%	0.0%	6.8%	7.0%	1.7%	0.0%	1,800
43			12:00	13:00	50	43	54.8%	8.5%	4.9%	4.5%	1.8%	2.7%	5.4%	0.7%	0.1%	0.5%	0.3%	0.2%	0.4%	0.0%	6.8%	7.0%	1.6%	0.0%	1,550
43			13:00	14:00	50	44	53.8%	8.3%	5.2%	4.9%	1.9%	2.9%	5.8%	0.7%	0.1%	0.4%	0.3%	0.2%	0.4%	0.0%	6.6%	6.9%	1.8%	0.0%	1,450
43			14:00	15:00	50	42	53.7%	8.3%	5.2%	4.9%	1.9%	2.9%	5.9%	0.7%	0.1%	0.4%	0.3%	0.2%	0.3%	0.0%	6.6%	6.9%	1.8%	0.0%	1,600
43			15:00	16:00	50	42	53.9%	8.4%	5.3%	4.8%	1.9%	2.9%	5.8%	0.7%	0.1%	0.4%	0.3%	0.2%	0.4%	0.0%	6.6%	6.9%	1.8%	0.0%	1,700
43			16:00	17:00	50	41	53.8%	8.3%	5.3%	4.9%	1.9%	2.9%	5.8%	0.7%	0.1%	0.4%	0.3%	0.2%	0.4%	0.0%	6.6%	6.9%	1.8%	0.0%	1,750
43			17:00	18:00	50	40	53.7%	8.3%	5.2%	4.9%	1.9%	2.9%	5.8%	0.7%	0.1%	0.4%	0.3%	0.2%	0.3%	0.0%	6.6%	6.9%	1.8%	0.0%	1,850
43			18:00	19:00	50	38	53.8%	8.3%	5.2%	4.9%	1.9%	2.9%	5.8%	0.7%	0.1%	0.4%	0.3%	0.2%	0.3%	0.0%	6.6%	6.9%	1.8%	0.0%	2,100
43			19:00	20:00	50	41	53.8%	8.3%	5.2%	4.9%	1.9%	2.9%	5.8%	0.7%	0.1%	0.4%	0.3%	0.2%	0.4%	0.0%	6.6%	6.9%	1.8%	0.0%	1,700
43			20:00	21:00	50	44	53.7%	8.3%	5.3%	4.8%	1.9%	2.9%	5.8%	0.7%	0.1%	0.5%	0.3%	0.2%	0.4%	0.0%	6.6%	6.9%	1.8%	0.0%	1,350
43			21:00	22:00	50	47	53.7%	8.3%	5.2%	4.8%	1.9%	2.8%	5.8%	0.7%	0.1%	0.5%	0.3%	0.2%	0.4%	0.0%	6.6%	6.9%	1.8%	0.0%	1,050
43			22:00	23:00	50	47	54.0%	8.3%	5.2%	4.8%	1.8%	2.9%	5.8%	0.7%	0.0%	0.4%	0.3%	0.2%	0.3%	0.0%	6.7%	6.9%	1.8%	0.0%	1,050
43			23:00	0:00	50	48	53.8%	8.4%	5.2%	4.9%	1.9%	2.9%	5.8%	0.7%	0.0%	0.5%	0.2%	0.2%	0.4%	0.0%	6.6%	6.9%	1.7%	0.0%	850
44	44	Po Shek Wu Road	0:00	1:00	50	50	60.0%	9.4%	3.7%	3.5%	1.3%	2.0%	4.2%	0.9%	0.0%	0.4%	0.4%	0.2%	0.4%	0.0%	4.6%	7.6%	1.3%	0.0%	450
44			1:00	2:00	50	50	63.7%	9.8%	3.8%	3.6%	1.4%	2.2%	4.4%	0.0%	0.0%	0.6%	0.3%	0.3%	0.6%	0.0%	0.0%	8.2%	1.4%	0.0%	350
44			2:00	3:00	50	50	63.6%	9.8%	4.0%	3.6%	1.5%	2.2%	4.4%	0.0%	0.0%	0.4%	0.4%	0.4%	0.4%	0.0%	0.0%	8.0%	1.5%	0.0%	300
44			3:00	4:00	50	50	63.7%	9.9%	4.0%	3.6%	1.4%	2.2%	4.5%	0.0%	0.0%	0.5%	0.5%	0.0%	0.5%	0.0%	0.0%	8.1%	1.4%	0.0%	200
44			4:00	5:00	50	50	63.4%	9.8%	3.8%	3.8%	1.6%	2.2%	4.4%	0.0%	0.0%	0.6%	0.6%	0.0%	0.6%	0.0%	0.0%	8.2%	1.1%	0.0%	200
44			5:00	6:00	50	50	59.9%	9.4%	3.7%	3.7%	1.0%	2.1%	4.2%	1.0%	0.0%	0.5%	0.5%	0.0%	0.5%	0.0%	4.7%	7.8%	1.0%	0.0%	200
44			6:00	7:00	50	50	59.7%	9.2%	3.8%	3.5%	1.4%	2.2%	4.1%	1.1%	0.0%	0.5%	0.3%	0.3%	0.5%	0.0%	4.6%	7.6%	1.4%	0.0%	350
44			7:00	8:00	50	48	60.0%	9.3%	3.7%	3.5%	1.3%	2.1%	4.1%	0.9%	0.1%	0.5%	0.3%	0.2%	0.4%	0.0%	4.6%	7.8%	1.3%	0.0%	950
44			8:00	9:00	50	44	60.0%	9.4%	3.7%	3.4%	1.3%	2.1%	4.1%	1.0%	0.1%	0.5%	0.3%	0.2%	0.4%	0.0%	4.6%	7.7%	1.2%	0.0%	1,450
44			9:00	10:00	50	44	60.0%	9.4%	3.7%	3.4%	1.3%	2.1%	4.1%	1.0%	0.1%	0.5%	0.3%	0.2%	0.4%	0.0%	4.6%	7.7%	1.3%	0.0%	1,450
44			10:00	11:00	50	44	60.0%	9.4%	3.7%	3.5%	1.3%	2.0%	4.1%	1.0%	0.1%	0.5%	0.3%	0.2%	0.4%	0.0%	4.6%	7.7%	1.3%	0.0%	1,450
44			11:00	12:00	50	44	59.9%	9.4%	3.7%	3.4%	1.3%	2.0%	4.1%	1.0%	0.1%	0.5%	0.4%	0.2%	0.4%	0.0%	4.6%	7.7%	1.3%	0.0%	1,450
44			12:00	13:00	50	46	60.0%	9.3%	3.7%	3.4%	1.3%	2.0%	4.2%	1.0%	0.1%	0.5%	0.3%	0.3%	0.4%	0.0%	4.6%	7.7%	1.2%	0.0%	1,200
44			13:00	14:00	50	47	64.0%	9.9%	2.9%	2.7%	1.0%	1.7%	3.2%	0.8%	0.1%	0.5%	0.4%	0.3%	0.4%	0.0%	3.1%	8.1%	1.0%	0.0%	1,150
44			14:00	15:00	50	46	64.0%	9.9%	2.9%	2.7%	1.0%	1.7%	3.2%	0.8%	0.1%	0.6%	0.3%	0.2%	0.4%	0.0%	3.1%	8.2%	1.0%	0.0%	1,300
44			15:00	16:00	50	46	64.0%	9.9%	3.0%	2.7%	1.0%	1.6%	3.3%	0.8%	0.1%	0.5%	0.4%	0.2%	0.4%	0.0%	3.1%	8.1%	1.0%	0.0%	1,350
44			16:00	17:00	50	45	64.1%	9.9%	3.0%	2.7%	1.0%	1.6%	3.2%	0.8%	0.1%	0.5%	0.4%	0.2%	0.4%	0.0%	3.1%	8.1%	1.0%	0.0%	1,400
44			17:00	18:00	50	44	64.0%	9.9%	2.9%	2.7%	1.1%	1.6%	3.2%	0.8%	0.1%	0.5%	0.3%	0.2%	0.4%	0.0%	3.1%	8.1%	1.0%	0.0%	1,500
44			18:00	19:00	50	43	64.1%	9.9%	2.9%	2.7%	1.0%	1.6%	3.2%	0.8%	0.1%	0.5%	0.4%	0.2%	0.4%	0.0%	3.1%	8.1%	1.0%	0.0%	1,750
44			19:00	20:00	50	45	64.0%	9.9%	2.9%	2.6%	1.0%	1.6%	3.2%	0.8%	0.1%	0.5%	0.4%	0.2%	0.4%	0.0%	3.1%	8.1%	1.0%	0.0%	1,350
44			20:00	21:00	50	48	64.0%	9.9%	3.0%	2.7%	1.0%	1.6%	3.2%	0.8%	0.1%	0.6%	0.4%	0.2%	0.4%	0.0%	3.2%	8.1%	1.0%	0.0%	1,100
44			21:00	22:00	50	49	64.1%	9.9%	3.0%	2.6%	1.1%	1.7%	3.3%	0.8%	0.0%	0.5%	0.4%	0.2%	0.4%	0.0%	3.1%	8.2%	0.9%	0.0%	850
44			22:00	23:00	50	49	64.0%	10.0%	3.0%	2.6%	1.1%	1.6%	3.2%	0.8%	0.0%	0.5%	0.4%	0.2%	0.4%	0.0%	3.1%	8.2%	1.0%	0.0%	850
44			23:00	0:00	50	50	64.2%	9.9%	2.9%	2.6%	1.0%	1.6%	3.2%	0.9%	0.0%	0.6%	0.3%	0.3%	0.4%	0.0%	3.0%	8.1%	1.0%	0.0%	700
45	45	Fanling Highway Slip Road	0:00	1:00	100	98	62.0%	9.8%	4.1%	3.7%	1.6%	2.5%	4.5%	0.0%	0.0%	0.4%	0.4%	0.4%	0.4%	0.0%	0.8%	7.8%	1.6%	0.0%	250
45			1:00	2:00	100	98	63.1%	9.9%	3.9%	3.9%	1.5%	2.5%	4.4%	0.0%	0.0%	0.5%	0.5%	0.0%	0.5%	0.0%	0.0%	7.9%	1.5%	0.0%	200
45			2:00	3:00	100	99	63.0%	9.7%	3.9%	3.9%	1.3%	2.6%	4.6%	0.0%	0.0%	0.7%	0.7%	0.0%	0.7%	0.0%	0.0%	7.8%	1.3%	0.0%	150
45			3:00	4:00	100	99	62.9%	9.7%	4.0%	4.0%	1.6%	2.4%	4.0%	0.0%	0.0%	0.8%	0.0%	0.0%	0.8%	0.0%	0.0%	8.1%	1.6%	0.0%	100
45			4:00	5:00	100	99	63.4%	9.9%	4.0%	4.0%	2.0%	2.0%	5.0%	0.0%	0.0%	1.0%	0.0%	0.0%	0.0%	0.0%	0.0%	7.9%	1.0%	0.0%	100
45			5:00	6:00	100	99	62.4%	9.9%	4.0%	4.0%	2.0%	2.0%	5.0%	0.0%	0.0%	1.0%	0.0%	0.0%	0.0%	0.0%	1.0%	7.9%	1.0%	0.0%	100
45			6:00	7:00	100	98	61.6%	9.6%	4.0%	4.0%	1.5%	2.5%	4.6%	0.0%	0.0%	0.5%	0.5%	0.0%	0.5%	0.0%	1.0%	8.1%	1.5%	0.0%	200
45			7:00	8:00	100	96	62.0%	9.6%	4.1%	3.9%	1.6%	2.4%	4.5%	0.0%	0.2%	0.6%	0.4%	0.2%	0.4%	0.0%	1.0%	7.8%	1.4%	0.0%	500
45			8:00	9:00	100	90	62.0%	9.7%	4.1%	3.9%	1.5%	2.3%	4.6%	0.0%	0.1%	0.6%	0.4%	0.2%	0.5%	0.0%	0.9%	7.9%	1.4%	0.0%	850
45			9:00	10:00	100	91	62.0%	9.7%	4.1%	3.8%	1.5%	2.3%	4.6%	0.0%	0.1%	0.6%	0.4%	0.3%	0.5%	0.0%	0.9%	7.9%	1.4%	0.0%	800
45			10:00	11:00	100	91	62.1%	9.6%	4.1%	3.8%	1.5%	2.3%	4.6%	0.0%	0.1%	0.6%	0.4%	0.3%	0.5%	0.0%	0.9%	7.9%	1.4%	0.0%	800
45			11:00	12:00	100	92	62.0%	9.7%	4.1%	3.8%	1.6%	2.4%	4.4%	0.0%	0.1%	0.5%	0.4%	0.3%	0.5%	0.0%	0.9%	8.0%	1.4%	0.0%	750
45			12:00	13:00	100	94	62.0%	9.6%	4.1%	3.8%	1.5%	2.3%	4.6%	0.0%	0.2%	0.6%	0.3%	0.3%	0.5%	0.0%	0.9%	7.9%	1.4%	0.0%	650
45			13:00	14:00	100	95	63.1%	9.7%	3.7%	3.4%	1.3%	2.1%	4.2%	0.0%	0.2%	0.7%	0.3%	0.2%	0.3%	0.0%	1.5%	8.1%	1.3%	0.0%	600
45			14:00	15:00	100	94	63.1%	9.7%	3.7%	3.4%	1.3%	2.2%	4.1%	0.0%	0.2%	0.6%	0.3%	0.3%	0.3%	0.0%	1.5%	8.1%	1.3%	0.0%	700
45			15:00	16:00	100	93	63.1%	9.7%	3.7%	3.5%	1.3%	2.1%	4.2%	0.0%	0.1%	0.6%	0.4%	0.3%	0.4%	0.0%	1.4%	8.0%	1.3%	0.0%	700
45			16:00	17:00	100	92	63.0%	9.7%	3.6%	3.5%	1.3%	2.1%	4.2%	0.0%	0.1%	0.5%	0.4%	0.3%	0.4%	0.0%	1.5%	8.0%	1.3%	0.0%	750
45			17:00	18:00	100	91	63.1%	9.7%	3.7%	3.5%	1.2%	2.1%	4.2%	0.0%	0.1%	0.6%	0.4%	0.3%	0.4%	0.0%	1.4%	8.1%	1.2%	0.0%	800
45			18:00	19:00	100	90	63.1%	9.7%	3.7%	3.4%	1.3%	2.1%	4.2%	0.0%	0.1%	0.6%	0.4%	0.2%	0.4%	0.0%	1.4%	8.1%	1.3%	0.0%	850
45			19:00	20:00	100	93	63.0%	9.7%	3.7%	3.4%	1.4%	2.2%	4.2%	0.0%	0.1%	0.6%	0.4%	0.3%	0.4%	0.0%	1.4%	8.1%	1.2%	0.0%	750
45			20:00	21:00	100	95	63.2%	9.7%	3.6%	3.5%	1.4%	2.1%	4.2%	0.0%	0.2%	0.5%	0.4%	0.2%	0.4%	0.0%	1.4%	8.1%	1.4%	0.0%	600
45			21:00	22:00	100	96	62.8%	9.6%	3.7%	3.5%	1.3%	2.2%	4.2%	0.0%	0.2%	0.7%	0.4%	0.2%	0.4%	0.0%	1.3%	8.1%	1.3%	0.0%	450
45			22:00	23:00	100	96	63.0%	9.6%	3.6%	3.4%	1.4%	2.2%	4.0%	0.0%	0.2%	0.7%	0.5%	0.2%	0.5%	0.0%	1.4%	8.1%	1.4%	0.0%	450
45			23:00	0:00	100	97	63.1%	9.8%	3.8%	3.5%	1.4%	2.2%	4.1%	0.0%	0.0%	0.5%	0.3%	0.3%	0.3%	0.0%	1.4%	8.1%	1.4%	0.0%	350

2029 Base	Link ID	Road Section	1-hour interval Start	End	Speed Limit (km/hr)	Travel Speed (km/hr)	Vehicle Composition PC	TAXI	LGV3	LGV4	LGV6	HGV7	HGV8	PLB	PV4	PV5	NFB6	NFB7	NFB8	FBSD	FBDD	MC	HGV9	NFB9	Traffic Flows (veh/hr)
46	46	Fanling Highway Slip Road	0:00	1:00	100	97	63.2%	9.8%	4.2%	3.6%	1.5%	2.4%	4.5%	0.0%	0.0%	0.6%	0.3%	0.3%	0.3%	0.0%	0.0%	8.0%	1.5%	0.0%	350
46			1:00	2:00	100	98	63.2%	9.8%	4.2%	3.9%	1.4%	2.1%	4.6%	0.0%	0.0%	0.4%	0.4%	0.4%	0.4%	0.0%	0.0%	8.1%	1.4%	0.0%	300
46			2:00	3:00	100	98	63.0%	9.7%	4.2%	3.7%	1.4%	2.3%	4.6%	0.0%	0.0%	0.5%	0.5%	0.5%	0.5%	0.0%	0.0%	7.9%	1.4%	0.0%	200
46			3:00	4:00	100	99	63.2%	9.8%	4.0%	3.5%	1.7%	2.3%	4.6%	0.0%	0.0%	0.6%	0.6%	0.0%	0.6%	0.0%	0.0%	8.1%	1.2%	0.0%	150
46			4:00	5:00	100	99	63.8%	9.9%	4.3%	3.6%	1.4%	2.1%	4.3%	0.0%	0.0%	0.7%	0.0%	0.0%	0.7%	0.0%	0.0%	7.8%	1.4%	0.0%	150
46			5:00	6:00	100	99	63.6%	10.0%	4.3%	3.6%	1.4%	2.1%	4.3%	0.0%	0.0%	0.7%	0.0%	0.0%	0.7%	0.0%	0.0%	7.9%	1.4%	0.0%	150
46			6:00	7:00	100	98	63.1%	10.0%	4.1%	3.7%	1.5%	2.2%	4.4%	0.0%	0.0%	0.4%	0.4%	0.4%	0.4%	0.0%	0.0%	8.1%	1.5%	0.0%	250
46			7:00	8:00	100	93	63.0%	9.8%	4.3%	3.7%	1.4%	2.3%	4.5%	0.0%	0.1%	0.6%	0.3%	0.3%	0.4%	0.0%	0.0%	7.9%	1.4%	0.0%	700
46			8:00	9:00	100	83	63.0%	9.8%	4.2%	3.7%	1.5%	2.2%	4.6%	0.0%	0.1%	0.5%	0.3%	0.3%	0.4%	0.0%	0.0%	8.0%	1.4%	0.0%	1,150
46			9:00	10:00	100	85	62.9%	9.8%	4.2%	3.7%	1.5%	2.2%	4.5%	0.0%	0.1%	0.6%	0.4%	0.3%	0.5%	0.0%	0.0%	8.0%	1.4%	0.0%	1,100
46			10:00	11:00	100	85	62.9%	9.8%	4.2%	3.7%	1.5%	2.2%	4.6%	0.0%	0.1%	0.6%	0.4%	0.3%	0.5%	0.0%	0.0%	8.0%	1.4%	0.0%	1,100
46			11:00	12:00	100	85	63.0%	9.8%	4.2%	3.7%	1.4%	2.3%	4.6%	0.0%	0.1%	0.5%	0.4%	0.3%	0.5%	0.0%	0.0%	8.0%	1.4%	0.0%	1,050
46			12:00	13:00	100	89	63.0%	9.9%	4.2%	3.7%	1.4%	2.2%	4.5%	0.0%	0.1%	0.6%	0.3%	0.2%	0.4%	0.0%	0.0%	8.0%	1.4%	0.0%	900
46			13:00	14:00	100	91	66.4%	10.3%	3.2%	2.8%	1.1%	1.6%	3.3%	0.0%	0.1%	0.6%	0.4%	0.2%	0.5%	0.0%	0.0%	8.5%	1.1%	0.0%	850
46			14:00	15:00	100	89	66.6%	10.3%	3.1%	2.8%	1.1%	1.7%	3.3%	0.0%	0.1%	0.6%	0.3%	0.2%	0.4%	0.0%	0.0%	8.4%	1.1%	0.0%	950
46			15:00	16:00	100	88	66.4%	10.3%	3.1%	2.8%	1.1%	1.7%	3.4%	0.0%	0.1%	0.6%	0.3%	0.3%	0.4%	0.0%	0.0%	8.4%	1.0%	0.0%	1,000
46			16:00	17:00	100	87	66.5%	10.3%	3.1%	2.8%	1.1%	1.7%	3.3%	0.0%	0.1%	0.6%	0.3%	0.3%	0.4%	0.0%	0.0%	8.5%	1.1%	0.0%	1,050
46			17:00	18:00	100	85	66.3%	10.3%	3.2%	2.8%	1.1%	1.7%	3.4%	0.0%	0.1%	0.6%	0.4%	0.3%	0.5%	0.0%	0.0%	8.5%	1.0%	0.0%	1,100
46			18:00	19:00	100	83	66.5%	10.3%	3.1%	2.8%	1.1%	1.7%	3.4%	0.0%	0.1%	0.6%	0.3%	0.3%	0.4%	0.0%	0.0%	8.4%	1.0%	0.0%	1,200
46			19:00	20:00	100	87	66.5%	10.3%	3.2%	2.8%	1.1%	1.7%	3.4%	0.0%	0.1%	0.6%	0.3%	0.3%	0.4%	0.0%	0.0%	8.4%	1.0%	0.0%	1,000
46			20:00	21:00	100	92	66.5%	10.3%	3.1%	2.8%	1.1%	1.6%	3.4%	0.0%	0.1%	0.6%	0.4%	0.3%	0.4%	0.0%	0.0%	8.4%	1.0%	0.0%	800
46			21:00	22:00	100	95	66.4%	10.2%	3.2%	2.7%	1.1%	1.8%	3.4%	0.0%	0.2%	0.6%	0.3%	0.3%	0.5%	0.0%	0.0%	8.5%	1.0%	0.0%	650
46			22:00	23:00	100	95	66.4%	10.2%	3.1%	2.8%	1.1%	1.6%	3.4%	0.0%	0.2%	0.7%	0.3%	0.3%	0.5%	0.0%	0.0%	8.4%	1.0%	0.0%	600
46			23:00	0:00	100	96	66.5%	10.4%	3.1%	2.8%	1.2%	1.8%	3.3%	0.0%	0.0%	0.6%	0.4%	0.2%	0.4%	0.0%	0.0%	8.4%	1.0%	0.0%	500
47	47	Fanling Highway Slip Road	0:00	1:00	100	98	59.5%	9.3%	3.5%	2.9%	1.2%	1.7%	4.1%	0.0%	0.0%	0.6%	0.6%	0.0%	0.6%	0.0%	7.5%	7.5%	1.2%	0.0%	150
47			1:00	2:00	100	99	64.0%	10.3%	3.7%	2.9%	1.5%	2.2%	3.7%	0.0%	0.0%	0.7%	0.7%	0.0%	0.7%	0.0%	0.0%	8.1%	1.5%	0.0%	150
47			2:00	3:00	100	99	65.4%	9.9%	4.0%	3.0%	1.0%	2.0%	5.0%	0.0%	0.0%	1.0%	0.0%	0.0%	0.0%	0.0%	0.0%	7.9%	1.0%	0.0%	100
47			3:00	4:00	100	99	65.4%	9.9%	3.7%	3.7%	1.2%	2.5%	3.7%	0.0%	0.0%	0.0%	0.0%	0.0%	0.0%	0.0%	0.0%	8.6%	1.2%	0.0%	100
47			4:00	5:00	100	99	65.2%	10.6%	3.0%	3.0%	1.5%	1.5%	4.6%	0.0%	0.0%	0.0%	0.0%	0.0%	0.0%	0.0%	0.0%	9.1%	1.5%	0.0%	50
47			5:00	6:00	100	99	60.6%	9.9%	2.8%	2.8%	1.4%	1.4%	4.2%	0.0%	0.0%	0.0%	0.0%	0.0%	0.0%	0.0%	7.0%	8.5%	1.4%	0.0%	50
47			6:00	7:00	100	99	60.1%	9.4%	3.6%	2.9%	1.5%	1.5%	3.6%	0.0%	0.0%	0.7%	0.0%	0.0%	0.0%	0.0%	7.3%	8.0%	1.5%	0.0%	150
47			7:00	8:00	100	97	59.6%	9.2%	3.3%	3.1%	1.4%	1.7%	3.9%	0.0%	0.3%	0.6%	0.3%	0.3%	0.3%	0.0%	7.2%	7.8%	1.1%	0.0%	350
47			8:00	9:00	100	95	59.6%	9.3%	3.4%	3.0%	1.3%	1.8%	3.8%	0.0%	0.2%	0.5%	0.4%	0.2%	0.4%	0.0%	7.3%	7.7%	1.3%	0.0%	550
47			9:00	10:00	100	95	59.4%	9.2%	3.4%	3.1%	1.3%	1.8%	3.8%	0.0%	0.2%	0.5%	0.4%	0.2%	0.4%	0.0%	7.4%	7.8%	1.3%	0.0%	550
47			10:00	11:00	100	95	59.4%	9.3%	3.4%	3.1%	1.3%	1.8%	3.8%	0.0%	0.2%	0.5%	0.4%	0.2%	0.4%	0.0%	7.4%	7.7%	1.3%	0.0%	550
47			11:00	12:00	100	95	59.6%	9.3%	3.3%	3.0%	1.3%	1.9%	3.9%	0.0%	0.2%	0.6%	0.4%	0.2%	0.4%	0.0%	7.4%	7.6%	1.1%	0.0%	550
47			12:00	13:00	100	96	59.5%	9.3%	3.5%	3.0%	1.3%	1.7%	3.9%	0.0%	0.2%	0.4%	0.4%	0.2%	0.4%	0.0%	7.4%	7.6%	1.1%	0.0%	450
47			13:00	14:00	100	96	67.4%	10.3%	1.6%	1.6%	0.7%	0.9%	1.8%	0.0%	0.2%	0.7%	0.2%	0.2%	0.5%	0.0%	4.6%	8.5%	0.7%	0.0%	450
47			14:00	15:00	100	96	67.6%	10.4%	1.7%	1.5%	0.6%	0.8%	1.9%	0.0%	0.2%	0.6%	0.2%	0.2%	0.4%	0.0%	4.6%	8.6%	0.6%	0.0%	500
47			15:00	16:00	100	96	67.2%	10.4%	1.8%	1.6%	0.6%	1.0%	2.0%	0.0%	0.2%	0.6%	0.4%	0.4%	0.4%	0.0%	4.5%	8.5%	0.6%	0.0%	500
47			16:00	17:00	100	96	67.3%	10.5%	1.7%	1.5%	0.6%	1.0%	1.9%	0.0%	0.2%	0.6%	0.4%	0.4%	0.4%	0.0%	4.6%	8.6%	0.6%	0.0%	550
47			17:00	18:00	100	95	67.1%	10.4%	1.8%	1.6%	0.7%	0.9%	1.9%	0.0%	0.2%	0.7%	0.4%	0.4%	0.5%	0.0%	4.6%	8.5%	0.5%	0.0%	550
47			18:00	19:00	100	95	67.3%	10.4%	1.7%	1.6%	0.6%	0.9%	1.9%	0.0%	0.2%	0.6%	0.3%	0.3%	0.5%	0.0%	4.5%	8.6%	0.6%	0.0%	650
47			19:00	20:00	100	96	67.3%	10.5%	1.7%	1.6%	0.6%	1.0%	1.9%	0.0%	0.2%	0.6%	0.4%	0.4%	0.4%	0.0%	4.5%	8.5%	0.6%	0.0%	500
47			20:00	21:00	100	97	67.2%	10.5%	1.7%	1.5%	0.7%	1.0%	2.0%	0.0%	0.2%	0.7%	0.2%	0.2%	0.5%	0.0%	4.4%	8.6%	0.5%	0.0%	400
47			21:00	22:00	100	97	67.8%	10.4%	1.6%	1.6%	0.6%	1.0%	1.9%	0.0%	0.0%	0.6%	0.3%	0.3%	0.3%	0.0%	4.4%	8.5%	0.6%	0.0%	300
47			22:00	23:00	100	97	67.4%	10.5%	1.6%	1.6%	0.6%	1.0%	1.9%	0.0%	0.0%	0.6%	0.3%	0.3%	0.3%	0.0%	4.5%	8.6%	0.6%	0.0%	300
47			23:00	0:00	100	98	67.7%	10.4%	1.5%	1.5%	0.8%	0.8%	1.9%	0.0%	0.0%	0.8%	0.4%	0.4%	0.4%	0.0%	4.6%	8.5%	0.4%	0.0%	250
48	48	Fanling Highway Slip Road	0:00	1:00	100	98	56.2%	8.6%	4.5%	4.3%	1.8%	2.5%	5.0%	0.0%	0.0%	0.5%	0.3%	0.3%	0.5%	0.0%	7.1%	7.1%	1.5%	0.0%	400
48			1:00	2:00	100	98	60.4%	9.3%	4.8%	4.5%	1.9%	2.9%	5.4%	0.0%	0.0%	0.6%	0.3%	0.3%	0.3%	0.0%	0.0%	7.7%	1.6%	0.0%	300
48			2:00	3:00	100	99	60.4%	9.4%	4.7%	4.7%	1.7%	2.6%	5.5%	0.0%	0.0%	0.4%	0.4%	0.4%	0.4%	0.0%	0.0%	7.7%	1.7%	0.0%	250
48			3:00	4:00	100	99	60.2%	9.4%	4.7%	4.7%	1.6%	2.6%	5.8%	0.0%	0.0%	0.5%	0.5%	0.0%	0.5%	0.0%	0.0%	7.9%	1.6%	0.0%	200
48			4:00	5:00	100	99	60.1%	9.5%	5.1%	4.4%	1.9%	2.5%	5.1%	0.0%	0.0%	0.6%	0.6%	0.0%	0.6%	0.0%	0.0%	7.6%	1.9%	0.0%	150
48			5:00	6:00	100	99	56.0%	8.3%	4.8%	4.2%	1.8%	2.4%	4.8%	0.0%	0.0%	0.6%	0.6%	0.0%	0.6%	0.0%	7.1%	7.1%	1.8%	0.0%	150
48			6:00	7:00	100	98	56.1%	8.7%	4.7%	4.4%	1.6%	2.5%	5.0%	0.0%	0.0%	0.3%	0.3%	0.3%	0.3%	0.0%	7.2%	7.2%	1.6%	0.0%	300
48			7:00	8:00	100	95	56.0%	8.7%	4.6%	4.2%	1.7%	2.5%	5.1%	0.0%	0.1%	0.5%	0.4%	0.2%	0.4%	0.0%	7.1%	7.1%	1.6%	0.0%	850
48			8:00	9:00	100	88	56.1%	8.7%	4.5%	4.2%	1.7%	2.5%	5.1%	0.0%	0.1%	0.5%	0.3%	0.2%	0.4%	0.0%	7.1%	7.1%	1.5%	0.0%	1,300
48			9:00	10:00	100	89	56.1%	8.6%	4.5%	4.2%	1.7%	2.5%	5.0%	0.0%	0.1%	0.5%	0.3%	0.2%	0.4%	0.0%	7.1%	7.1%	1.6%	0.0%	1,300
48			10:00	11:00	100	89	56.1%	8.7%	4.5%	4.2%	1.7%	2.5%	5.0%	0.0%	0.1%	0.5%	0.3%	0.2%	0.4%	0.0%	7.1%	7.1%	1.6%	0.0%	1,300
48			11:00	12:00	100	89	56.0%	8.7%	4.5%	4.2%	1.7%	2.5%	5.1%	0.0%	0.1%	0.5%	0.3%	0.2%	0.4%	0.0%	7.2%	7.2%	1.5%	0.0%	1,250
48			12:00	13:00	100	92	56.1%	8.7%	4.5%	4.2%	1.7%	2.5%	5.1%	0.0%	0.1%	0.5%	0.3%	0.2%	0.4%	0.0%	7.1%	7.1%	1.5%	0.0%	1,050
48			13:00	14:00	100	93	54.0%	8.4%	5.3%	4.9%	1.9%	2.9%	5.8%	0.0%	0.1%	0.5%	0.3%	0.2%	0.3%	0.0%	6.9%	6.9%	1.8%	0.0%	1,000
48			14:00	15:00	100	91	54.1%	8.4%	5.2%	4.9%	1.9%	2.9%	5.8%	0.0%	0.1%	0.5%	0.3%	0.2%	0.4%	0.0%	6.9%	6.9%	1.8%	0.0%	1,100
48			15:00	16:00	100	90	54.1%	8.4%	5.2%	4.9%	1.9%	2.9%	5.8%	0.0%	0.1%	0.5%	0.3%	0.2%	0.3%	0.0%	6.9%	6.9%	1.8%	0.0%	1,150
48			16:00	17:00	100	90	54.1%	8.3%	5.3%	4.9%	1.9%	2.9%	5.8%	0.0%	0.1%	0.5%	0.3%	0.2%	0.3%	0.0%	6.9%	6.9%	1.8%	0.0%	1,200
48			17:00	18:00	100	88	54.1%	8.4%	5.3%	4.8%	1.9%	2.8%	5.8%	0.0%	0.1%	0.5%	0.3%	0.2%	0.3%	0.0%	6.9%	6.9%	1.8%	0.0%	1,300
48			18:00	19:00	100	85	54.1%	8.4%	5.3%	4.8%	1.9%	2.9%	5.8%	0.0%	0.1%	0.5%	0.3%	0.2%	0.3%	0.0%	6.9%	6.9%	1.8%	0.0%	1,450
48			19:00	20:00	100	90	54.1%	8.4%	5.2%	4.9%	1.9%	2.9%	5.8%	0.0%	0.1%	0.5%	0.3%	0.2%	0.3%	0.0%	6.9%	6.9%	1.8%	0.0%	1,200
48			20:00	21:00	100	94	54.0%	8.4%	5.2%	4.9%	1.9%	2.9%	5.7%	0.0%	0.1%	0.4%	0.3%	0.2%	0.3%	0.0%	6.9%	6.9%	1.8%	0.0%	950
48			21:00	22:00	100	95	53.9%	8.4%	5.3%	4.9%	1.9%	2.8%	5.8%	0.0%	0.1%	0.5%	0.3%	0.3%	0.4%	0.0%	6.9%	6.9%	1.8%	0.0%	750
48			22:00	23:00	100	96	54.1%	8.4%	5.3%	4.8%	1.9%	2.9%	5.8%	0.0%	0.0%	0.4%	0.3%	0.1%	0.3%	0.0%	6.9%	6.9%	1.8%	0.0%	700
48			23:00	0:00	100	96	54.3%	8.4%	5.3%	4.8%	1.8%	2.8%	5.7%	0.0%	0.0%	0.5%	0.3%	0.2%	0.3%	0.0%	6.8%	6.8%	1.8%	0.0%	600
49	49	Fanling Highway EB	0:00	1:00	100	97	61.7%	9.5%	4.1%	3.8%	1.5%	2.2%	4.6%	0.0%	0.1%	0.5%	0.3%	0.3%	0.3%	0.0%	1.7%	7.9%	1.4%	0.0%	1,150
49			1:00	2:00	100	97	62.9%	9.7%	4.1%	3.8%	1.6%	2.3%	4.6%	0.0%	0.1%	0.5%	0.3%	0.2%	0.4%	0.0%	0.0%	8.1%	1.5%	0.0%	950
49			2:00	3:00	100	98	62.8%	9.8%	4.1%	3.9%	1.5%	2.3%	4.7%	0.0%	0.1%	0.6%	0.3%	0.3%	0.4%	0.0%	0.0%	8.0%	1.4%	0.0%	750
49			3:00	4:00	100	98	62.8%	9.7%	4.2%	3.9%	1.5%	2.4%	4.6%	0.0%	0.2%	0.5%	0.3%	0.2%	0.3%	0.0%	0.0%	8.0%	1.4%	0.0%	600
49			4:00	5:00	100	99	62.8%	9.7%	4.1%	3.9%	1.5%	2.3%	4.6%	0.0%	0.0%	0.6%	0.4%	0.2%	0.4%	0.0%	0.0%	8.1%	1.5%	0.0%	500
49			5:00	6:00	100	99	61.9%	9.5%	4.1%	3.7%	1.4%	2.3%	4.5%	0.0%	0.0%	0.6%	0.4%	0.2%	0.4%	0.0%	1.7%	7.8%	1.4%	0.0%	500
49			6:00	7:00	100	97	61.7%	9.6%	4.1%	3.7%	1.5%	2.2%	4.6%	0.0%	0.1%	0.5%	0.3%	0.2%	0.4%	0.0%	1.7%	7.9%	1.4%	0.0%	950
49			7:00	8:00	100	92	61.7%	9.6%	4.1%	3.8%	1.5%	2.3%	4.5%	0.0%	0.1%	0.5%	0.3%	0.2%	0.4%	0.0%	1.7%	7.9%	1.4%	0.0%	2,450
49			8:00	9:00	100	79	61.7%	9.6%	4.1%	3.8%	1.5%	2.3%	4.5%	0.0%	0.1%	0.6%	0.3%	0.2%	0.4%	0.0%	1.7%	7.9%	1.4%	0.0%	4,150
49			9:00	10:00	100	82	61.7%	9.6%	4.1%	3.8%	1.5%	2.3%	4.5%	0.0%	0.1%	0.6%	0.3%	0.2%	0.4%	0.0%	1.7%	7.9%	1.4%	0.0%	3,750
49			10:00	11:00	100	82	61.7%	9.6%	4.1%	3.8%	1.5%	2.3%	4.5%	0.0%	0.1%	0.6%	0.3%	0.2%	0.4%	0.0%	1.7%	7.9%	1.4%	0.0%	3,750
49			11:00	12:00	100	83	61.7%	9.6%	4.1%	3.8%	1.5%	2.3%	4.6%	0.0%	0.1%	0.6%	0.3%	0.2%	0.4%	0.0%	1.7%	7.9%	1.4%	0.0%	3,650
49			12:00	13:00	100	87	61.7%	9.6%	4.1%	3.8%	1.5%	2.3%	4.5%	0.0%	0.1%	0.6%	0.3%	0.2%	0.4%	0.0%	1.7%	7.9%	1.4%	0.0%	3,100
49			13:00	14:00	100	88	61.8%	9.6%	4.1%	3.7%	1.5%	2.2%	4.5%	0.0%	0.1%	0.6%	0.3%	0.2%	0.4%	0.0%	1.9%	7.9%	1.4%	0.0%	2,950
49			14:00	15:00	100	86	61.8%	9.6%	4.1%	3.7%	1.5%	2.2%	4.5%	0.0%	0.1%	0.5%	0.3%	0.2%	0.4%	0.0%	1.9%	7.9%	1.4%	0.0%	3,250
49			15:00	16:00	100	85	61.8%	9.6%	4.1%	3.7%	1.5%	2.2%	4.5%	0.0%	0.1%	0.5%	0.3%	0.2%	0.4%	0.0%	1.9%	7.9%	1.4%	0.0%	3,400
49			16:00	17:00	100	84	61.8%	9.6%	4.1%	3.7%	1.4%	2.2%	4.5%	0.0%	0.1%	0.5%	0.3%	0.2%	0.4%	0.0%	1.9%	7.9%	1.4%	0.0%	3,550
49			17:00	18:00	100	82	61.8%	9.6%	4.1%	3.7%	1.5%	2.2%	4.5%	0.0%	0.1%	0.5%	0.3%	0.2%	0.4%	0.0%	1.9%	7.9%	1.4%	0.0%	3,800
49			18:00	19:00	100	81	61.8%	9.6%	4.1%	3.7%	1.5%	2.2%	4.5%	0.0%	0.1%	0.5%	0.3%	0.2%	0.4%	0.0%	1.9%	7.9%	1.4%	0.0%	3,900
49			19:00	20:00	100	84	61.8%	9.6%	4.1%	3.7%	1.5%	2.2%	4.5%	0.0%	0.1%	0.6%	0.3%	0.2%	0.4%	0.0%	1.9%	7.9%	1.4%	0.0%	3,500
49			20:00	21:00	100	89	61.8%	9.6%	4.1%	3.7%	1.5%	2.2%	4.5%	0.0%	0.1%	0.6%	0.3%	0.2%	0.4%	0.0%	1.9%	7.9%	1.4%	0.0%	2,750
49			21:00	22:00	100	94	61.8%	9.6%	4.0%	3.7%	1.4%	2.2%	4.5%	0.0%	0.1%	0.6%	0.3%	0.2%	0.4%	0.0%	1.9%	7.9%	1.4%	0.0%	2,150
49			22:00	23:00	100	94	61.8%	9.6%	4.1%	3.7%	1.5%	2.2%	4.5%	0.0%	0.1%	0.5%	0.3%	0.2%	0.4%	0.0%	1.9%	7.9%	1.4%	0.0%	2,100
49			23:00	0:00	100	95	61.8%	9.6%	4.0%	3.7%	1.5%	2.2%	4.5%	0.0%	0.1%	0.5%	0.3%	0.2%	0.4%	0.0%	1.9%	7.9%	1.4%	0.0%	1,750
50	50	Fanling Highway WB	0:00	1:00	100	97	62.1%	9.6%	4.1%	3.7%	1.5%	2.2%	4.5%	0.0%	0.1%	0.6%	0.3%	0.2%	0.4%	0.0%	1.4%	8.0%	1.4%	0.0%	1,250
50			1:00	2:00	100	97	62.9%	9.8%	4.1%	3.8%	1.5%	2.3%	4.6%	0.0%	0.1%	0.6%	0.3%	0.2%	0.4%	0.0%	0.0%	8.1%	1.4%	0.0%	1,050
50			2:00	3:00	100	98	63.0%	9.7%	4.1%	3.8%	1.5%	2.3%	4.6%	0.0%	0.1%	0.5%	0.4%	0.3%	0.4%	0.0%	0.0%	8.1%	1.4%	0.0%	800
50			3:00	4:00	100	98	63.1%	9.9%	4.1%	3.8%	1.6%	2.2%	4.5%	0.0%	0.2%	0.6%	0.3%	0.2%	0.3%	0.0%	0.0%	8.0%	1.4%	0.0%	650
50			4:00	5:00	100	99	63.1%	9.7%	4.2%	3.8%	1.5%	2.3%	4.6%	0.0%	0.0%	0.6%	0.4%	0.2%	0.4%	0.0%	0.0%	8.0%	1.3%	0.0%	550
50			5:00	6:00	100	99	62.1%	9.7%	4.0%	3.8%	1.5%	2.3%	4.6%	0.0%	0.0%	0.6%	0.4%	0.2%	0.4%	0.0%	1.3%	8.0%	1.3%	0.0%	550
50			6:00	7:00	100	97	62.0%	9.7%	4.0%	3.7%	1.5%	2.3%	4.5%	0.0%	0.1%	0.6%	0.3%	0.2%	0.4%	0.0%	1.4%	8.0%	1.4%	0.0%	1,000
50			7:00	8:00	100	90	62.2%	9.6%	4.0%	3.7%	1.5%	2.3%	4.5%	0.0%	0.1%	0.5%	0.3%	0.2%	0.4%	0.0%	1.4%	7.9%	1.4%	0.0%	2,600
50			8:00	9:00	100	75	62.2%	9.7%	4.0%	3.7%	1.5%	2.2%	4.5%	0.0%	0.1%	0.6%	0.3%	0.2%	0.4%	0.0%	1.4%	7.9%	1.4%	0.0%	4,750
50			9:00	10:00	100	80	62.2%	9.7%	4.1%	3.7%	1.5%	2.2%	4.5%	0.0%	0.1%	0.6%	0.3%	0.2%	0.4%	0.0%	1.4%	7.9%	1.4%	0.0%	4,050
50			10:00	11:00	100	80	62.2%	9.6%	4.1%	3.7%	1.5%	2.2%	4.5%	0.0%	0.1%	0.5%	0.3%	0.2%	0.4%	0.0%	1.4%	7.9%	1.4%	0.0%	4,050
50			11:00	12:00	100	81	62.2%	9.7%	4.1%	3.7%	1.5%	2.2%	4.5%	0.0%	0.1%	0.5%	0.3%	0.2%	0.4%	0.0%	1.4%	8.0%	1.4%	0.0%	3,950
50			12:00	13:00	100	85	62.2%	9.6%	4.0%	3.7%	1.5%	2.2%	4.5%	0.0%	0.1%	0.5%	0.3%	0.2%	0.4%	0.0%	1.4%	7.9%	1.4%	0.0%	3,350
50			13:00	14:00	100	86	59.0%	9.2%	4.9%	4.5%	1.8%	2.7%	5.5%	0.0%	0.1%	0.5%	0.3%	0.2%	0.4%	0.0%	1.8%	7.5%	1.7%	0.0%	3,150
50			14:00	15:00	100	83	59.0%	9.1%	4.9%	4.5%	1.8%	2.7%	5.5%	0.0%	0.1%	0.5%	0.3%	0.2%	0.3%	0.0%	1.8%	7.6%	1.7%	0.0%	3,500
50			15:00	16:00	100	82	59.0%	9.2%	4.9%	4.5%	1.8%	2.7%	5.5%	0.0%	0.1%	0.5%	0.3%	0.2%	0.4%	0.0%	1.8%	7.6%	1.7%	0.0%	3,700
50			16:00	17:00	100	81	59.0%	9.2%	4.9%	4.5%	1.8%	2.7%	5.4%	0.0%	0.1%	0.5%	0.3%	0.2%	0.4%	0.0%	1.8%	7.6%	1.7%	0.0%	3,850
50			17:00	18:00	100	79	59.0%	9.1%	4.9%	4.5%	1.8%	2.7%	5.5%	0.0%	0.1%	0.5%	0.3%	0.2%	0.4%	0.0%	1.8%	7.6%	1.7%	0.0%	4,150
50			18:00	19:00	100	80	59.0%	9.2%	4.9%	4.5%	1.8%	2.7%	5.5%	0.0%	0.1%	0.5%	0.3%	0.2%	0.4%	0.0%	1.8%	7.6%	1.7%	0.0%	3,950
50			19:00	20:00	100	81	59.0%	9.2%	4.9%	4.5%	1.8%	2.7%	5.5%	0.0%	0.1%	0.5%	0.3%	0.2%	0.4%	0.0%	1.8%	7.6%	1.7%	0.0%	3,750
50			20:00	21:00	100	87	59.0%	9.2%	4.9%	4.5%	1.8%	2.7%	5.5%	0.0%	0.1%	0.5%	0.3%	0.2%	0.4%	0.0%	1.8%	7.5%	1.7%	0.0%	2,950
50			21:00	22:00	100	92	59.0%	9.2%	4.9%	4.5%	1.8%	2.7%	5.5%	0.0%	0.1%	0.5%	0.3%	0.2%	0.3%	0.0%	1.8%	7.6%	1.7%	0.0%	2,350
50			22:00	23:00	100	92	59.0%	9.1%	4.9%	4.5%	1.8%	2.7%	5.5%	0.0%	0.1%	0.5%	0.3%	0.2%	0.4%	0.0%	1.8%	7.6%	1.7%	0.0%	2,300
50			23:00	0:00	100	95	59.0%	9.2%	5.0%	4.5%	1.8%	2.7%	5.4%	0.0%	0.1%	0.5%	0.3%	0.2%	0.4%	0.0%	1.8%	7.5%	1.7%	0.0%	1,900

2029 Base	Link ID	Road Section	1-hour interval Start	End	Speed Limit (km/hr)	Travel Speed (km/hr)	PC	TAXI	LGV3	LGV4	LGV6	HGV7	HGV8	PLB	PV4	PV5	NFB6	NFB7	NFB8	FBSD	FBDD	MC	HGV9	NFB9	Traffic Flows (veh/hr)
51	51	Tai Tau Leng Roundabout	0:00	1:00	50	50	62.7%	9.7%	3.1%	3.0%	1.2%	1.8%	3.5%	0.7%	0.2%	0.5%	0.3%	0.3%	0.3%	0.0%	3.8%	7.9%	1.2%	0.0%	600
51			1:00	2:00	50	50	65.7%	10.2%	3.3%	3.1%	1.2%	1.8%	3.7%	0.0%	0.2%	0.6%	0.4%	0.2%	0.4%	0.0%	0.0%	8.3%	1.0%	0.0%	500
51			2:00	3:00	50	50	65.7%	10.3%	3.2%	3.0%	1.1%	1.9%	3.8%	0.0%	0.0%	0.5%	0.3%	0.3%	0.5%	0.0%	0.0%	8.4%	1.1%	0.0%	350
51			3:00	4:00	50	50	65.8%	10.1%	3.4%	3.0%	1.3%	1.7%	3.7%	0.0%	0.0%	0.7%	0.3%	0.3%	0.3%	0.0%	0.0%	8.4%	1.0%	0.0%	300
51			4:00	5:00	50	50	65.5%	10.2%	3.3%	3.3%	1.2%	1.6%	3.7%	0.0%	0.0%	0.4%	0.4%	0.4%	0.4%	0.0%	0.0%	8.5%	1.2%	0.0%	250
51			5:00	6:00	50	50	62.9%	9.9%	3.2%	2.8%	1.2%	1.6%	3.6%	0.8%	0.0%	0.4%	0.4%	0.4%	0.4%	0.0%	3.6%	7.9%	1.2%	0.0%	250
51			6:00	7:00	50	50	62.9%	9.8%	3.3%	2.9%	1.2%	1.6%	3.5%	0.6%	0.0%	0.6%	0.2%	0.2%	0.4%	0.0%	3.7%	8.0%	1.0%	0.0%	500
51			7:00	8:00	50	47	62.8%	9.7%	3.2%	2.9%	1.1%	1.7%	3.5%	0.7%	0.1%	0.6%	0.3%	0.2%	0.4%	0.0%	3.7%	8.0%	1.1%	0.0%	1,250
51			8:00	9:00	50	41	62.8%	9.7%	3.2%	2.9%	1.1%	1.7%	3.5%	0.7%	0.1%	0.6%	0.3%	0.3%	0.4%	0.0%	3.7%	8.0%	1.1%	0.0%	2,000
51			9:00	10:00	50	42	62.7%	9.7%	3.2%	2.9%	1.1%	1.8%	3.5%	0.7%	0.1%	0.6%	0.3%	0.3%	0.4%	0.0%	3.7%	8.0%	1.1%	0.0%	1,950
51			10:00	11:00	50	42	62.7%	9.7%	3.2%	2.9%	1.1%	1.7%	3.5%	0.7%	0.1%	0.6%	0.3%	0.3%	0.4%	0.0%	3.7%	8.0%	1.1%	0.0%	1,950
51			11:00	12:00	50	42	62.8%	9.7%	3.2%	2.9%	1.2%	1.7%	3.5%	0.7%	0.1%	0.5%	0.3%	0.3%	0.4%	0.0%	3.7%	8.0%	1.1%	0.0%	1,900
51			12:00	13:00	50	44	62.8%	9.7%	3.1%	2.9%	1.2%	1.7%	3.5%	0.7%	0.1%	0.6%	0.3%	0.3%	0.4%	0.0%	3.7%	8.0%	1.1%	0.0%	1,600
51			13:00	14:00	50	45	65.9%	10.2%	2.4%	2.2%	0.9%	1.3%	2.7%	0.7%	0.1%	0.6%	0.3%	0.2%	0.4%	0.0%	3.0%	8.4%	0.8%	0.0%	1,550
51			14:00	15:00	50	44	65.8%	10.2%	2.4%	2.3%	0.9%	1.3%	2.7%	0.7%	0.1%	0.6%	0.3%	0.2%	0.4%	0.0%	3.0%	8.4%	0.8%	0.0%	1,700
51			15:00	16:00	50	43	65.9%	10.2%	2.5%	2.2%	0.8%	1.3%	2.6%	0.6%	0.1%	0.6%	0.3%	0.2%	0.4%	0.0%	3.0%	8.4%	0.8%	0.0%	1,800
51			16:00	17:00	50	43	65.8%	10.2%	2.4%	2.2%	0.9%	1.3%	2.7%	0.7%	0.1%	0.6%	0.3%	0.2%	0.4%	0.0%	3.0%	8.4%	0.8%	0.0%	1,850
51			17:00	18:00	50	42	65.8%	10.2%	2.5%	2.2%	0.9%	1.3%	2.7%	0.7%	0.1%	0.6%	0.3%	0.3%	0.4%	0.0%	3.0%	8.4%	0.8%	0.0%	2,000
51			18:00	19:00	50	40	65.8%	10.2%	2.5%	2.2%	0.9%	1.3%	2.7%	0.6%	0.1%	0.6%	0.3%	0.2%	0.4%	0.0%	3.0%	8.4%	0.8%	0.0%	2,200
51			19:00	20:00	50	43	65.8%	10.2%	2.4%	2.2%	0.9%	1.3%	2.7%	0.7%	0.1%	0.6%	0.3%	0.2%	0.4%	0.0%	3.0%	8.4%	0.8%	0.0%	1,800
51			20:00	21:00	50	46	65.9%	10.2%	2.4%	2.2%	0.8%	1.3%	2.7%	0.6%	0.1%	0.6%	0.4%	0.2%	0.4%	0.0%	3.0%	8.4%	0.8%	0.0%	1,450
51			21:00	22:00	50	48	65.7%	10.2%	2.4%	2.2%	0.9%	1.3%	2.7%	0.6%	0.1%	0.6%	0.4%	0.3%	0.4%	0.0%	3.0%	8.4%	0.8%	0.0%	1,150
51			22:00	23:00	50	48	65.6%	10.2%	2.4%	2.3%	0.9%	1.4%	2.7%	0.6%	0.1%	0.6%	0.4%	0.3%	0.5%	0.0%	3.0%	8.4%	0.8%	0.0%	1,100
51			23:00	0:00	50	49	65.9%	10.2%	2.4%	2.2%	0.9%	1.3%	2.6%	0.7%	0.1%	0.6%	0.3%	0.2%	0.4%	0.0%	3.0%	8.4%	0.9%	0.0%	900
52	52	Tai Tau Leng Roundabout	0:00	1:00	50	50	55.5%	8.8%	5.0%	4.6%	1.7%	2.9%	5.5%	0.0%	0.0%	0.4%	0.4%	0.4%	0.4%	0.0%	5.5%	7.1%	1.7%	0.0%	250
52			1:00	2:00	50	50	58.3%	8.9%	5.2%	4.7%	2.1%	3.1%	5.7%	0.0%	0.0%	0.5%	0.5%	0.5%	0.5%	0.0%	0.0%	7.8%	2.1%	0.0%	200
52			2:00	3:00	50	50	58.7%	9.1%	5.6%	4.9%	2.1%	2.8%	5.6%	0.0%	0.0%	0.7%	0.0%	0.0%	0.7%	0.0%	0.0%	7.7%	2.1%	0.0%	150
52			3:00	4:00	50	50	59.1%	9.6%	5.2%	5.2%	1.7%	2.6%	6.1%	0.0%	0.0%	0.9%	0.0%	0.0%	0.0%	0.0%	0.0%	7.8%	1.7%	0.0%	100
52			4:00	5:00	50	50	59.0%	9.5%	5.3%	5.3%	2.1%	3.2%	5.3%	0.0%	0.0%	1.1%	0.0%	0.0%	0.0%	0.0%	0.0%	7.4%	2.1%	0.0%	100
52			5:00	6:00	50	50	55.6%	9.1%	5.1%	5.1%	2.0%	3.0%	5.1%	0.0%	0.0%	1.0%	0.0%	0.0%	0.0%	0.0%	5.1%	7.1%	2.0%	0.0%	100
52			6:00	7:00	50	50	54.9%	8.8%	5.2%	4.7%	2.1%	2.6%	5.7%	0.0%	0.0%	0.5%	0.5%	0.5%	0.5%	0.0%	5.2%	7.3%	1.6%	0.0%	200
52			7:00	8:00	50	50	55.4%	8.7%	5.0%	4.6%	1.8%	2.8%	5.7%	0.0%	0.2%	0.6%	0.2%	0.2%	0.4%	0.0%	5.4%	7.3%	1.6%	0.0%	500
52			8:00	9:00	50	46	55.6%	8.7%	5.0%	4.6%	1.8%	2.8%	5.6%	0.0%	0.1%	0.5%	0.3%	0.3%	0.4%	0.0%	5.4%	7.2%	1.7%	0.0%	750
52			9:00	10:00	50	46	55.5%	8.7%	5.0%	4.6%	1.8%	2.8%	5.7%	0.0%	0.1%	0.5%	0.3%	0.3%	0.4%	0.0%	5.4%	7.2%	1.7%	0.0%	750
52			10:00	11:00	50	46	55.7%	8.7%	5.0%	4.6%	1.8%	2.8%	5.6%	0.0%	0.1%	0.5%	0.3%	0.3%	0.4%	0.0%	5.4%	7.2%	1.7%	0.0%	750
52			11:00	12:00	50	47	55.7%	8.7%	5.0%	4.6%	1.9%	2.7%	5.5%	0.0%	0.1%	0.5%	0.3%	0.3%	0.4%	0.0%	5.4%	7.2%	1.8%	0.0%	750
52			12:00	13:00	50	48	55.6%	8.7%	5.0%	4.6%	1.9%	2.7%	5.7%	0.0%	0.2%	0.5%	0.3%	0.3%	0.3%	0.0%	5.4%	7.2%	1.7%	0.0%	650
52			13:00	14:00	50	49	61.2%	9.4%	3.9%	3.5%	1.5%	2.2%	4.2%	0.0%	0.2%	0.5%	0.3%	0.2%	0.5%	0.0%	3.5%	7.7%	1.3%	0.0%	600
52			14:00	15:00	50	48	61.3%	9.4%	3.8%	3.5%	1.5%	2.1%	4.3%	0.0%	0.2%	0.6%	0.3%	0.2%	0.5%	0.0%	3.5%	7.7%	1.2%	0.0%	650
52			15:00	16:00	50	48	61.3%	9.5%	3.9%	3.4%	1.4%	2.2%	4.2%	0.0%	0.1%	0.6%	0.3%	0.3%	0.4%	0.0%	3.4%	7.8%	1.3%	0.0%	700
52			16:00	17:00	50	47	61.2%	9.4%	3.9%	3.5%	1.5%	2.1%	4.3%	0.0%	0.1%	0.6%	0.3%	0.3%	0.4%	0.0%	3.5%	7.8%	1.3%	0.0%	700
52			17:00	18:00	50	47	61.3%	9.4%	3.9%	3.5%	1.4%	2.2%	4.3%	0.0%	0.1%	0.5%	0.4%	0.3%	0.4%	0.0%	3.5%	7.7%	1.3%	0.0%	800
52			18:00	19:00	50	45	61.2%	9.4%	3.8%	3.5%	1.5%	2.1%	4.3%	0.0%	0.1%	0.6%	0.3%	0.2%	0.5%	0.0%	3.5%	7.8%	1.2%	0.0%	900
52			19:00	20:00	50	48	61.2%	9.5%	3.8%	3.5%	1.4%	2.1%	4.2%	0.0%	0.1%	0.6%	0.3%	0.3%	0.4%	0.0%	3.5%	7.8%	1.3%	0.0%	700
52			20:00	21:00	50	49	61.1%	9.5%	3.7%	3.6%	1.4%	2.1%	4.3%	0.0%	0.2%	0.5%	0.4%	0.2%	0.5%	0.0%	3.6%	7.7%	1.3%	0.0%	550
52			21:00	22:00	50	50	61.7%	9.4%	3.9%	3.4%	1.4%	2.1%	4.1%	0.0%	0.0%	0.5%	0.2%	0.2%	0.5%	0.0%	3.4%	7.8%	1.4%	0.0%	450
52			22:00	23:00	50	50	61.5%	9.5%	3.9%	3.5%	1.4%	2.1%	4.2%	0.0%	0.0%	0.5%	0.2%	0.2%	0.5%	0.0%	3.5%	7.7%	1.4%	0.0%	450
52			23:00	0:00	50	50	61.2%	9.5%	3.9%	3.4%	1.4%	2.2%	4.2%	0.0%	0.0%	0.6%	0.3%	0.3%	0.6%	0.0%	3.4%	7.8%	1.4%	0.0%	350
53	53	Tai Tau Leng Roundabout	0:00	1:00	50	50	62.4%	9.7%	3.4%	3.1%	1.2%	1.9%	3.7%	0.6%	0.2%	0.5%	0.3%	0.2%	0.5%	0.0%	3.4%	8.0%	1.1%	0.0%	650
53			1:00	2:00	50	50	65.1%	10.1%	3.4%	3.2%	1.3%	1.9%	3.8%	0.0%	0.0%	0.6%	0.4%	0.2%	0.4%	0.0%	0.0%	8.4%	1.1%	0.0%	550
53			2:00	3:00	50	50	64.9%	10.1%	3.5%	3.3%	1.3%	2.0%	3.8%	0.0%	0.0%	0.5%	0.3%	0.3%	0.5%	0.0%	0.0%	8.3%	1.3%	0.0%	400
53			3:00	4:00	50	50	65.2%	10.0%	3.5%	3.1%	1.3%	1.9%	3.8%	0.0%	0.0%	0.6%	0.3%	0.3%	0.3%	0.0%	0.0%	8.5%	1.3%	0.0%	300
53			4:00	5:00	50	50	65.5%	10.0%	3.5%	3.1%	1.2%	1.9%	3.8%	0.0%	0.0%	0.4%	0.4%	0.4%	0.4%	0.0%	0.0%	8.4%	1.2%	0.0%	250
53			5:00	6:00	50	50	62.6%	9.6%	3.3%	3.0%	1.1%	1.9%	3.7%	0.7%	0.0%	0.4%	0.4%	0.4%	0.4%	0.0%	3.3%	8.2%	1.1%	0.0%	250
53			6:00	7:00	50	50	62.6%	9.6%	3.3%	3.1%	1.2%	1.9%	3.7%	0.6%	0.0%	0.6%	0.4%	0.2%	0.4%	0.0%	3.5%	8.1%	1.2%	0.0%	500
53			7:00	8:00	50	46	62.6%	9.7%	3.3%	3.1%	1.2%	1.9%	3.6%	0.7%	0.1%	0.5%	0.3%	0.2%	0.4%	0.0%	3.4%	8.0%	1.1%	0.0%	1,350
53			8:00	9:00	50	40	62.5%	9.7%	3.3%	3.1%	1.2%	1.9%	3.7%	0.6%	0.1%	0.5%	0.3%	0.2%	0.4%	0.0%	3.4%	8.0%	1.1%	0.0%	2,200
53			9:00	10:00	50	41	62.5%	9.7%	3.3%	3.0%	1.2%	1.8%	3.7%	0.6%	0.1%	0.5%	0.3%	0.2%	0.4%	0.0%	3.4%	8.0%	1.1%	0.0%	2,050
53			10:00	11:00	50	41	62.5%	9.7%	3.3%	3.1%	1.2%	1.8%	3.7%	0.6%	0.1%	0.5%	0.3%	0.2%	0.4%	0.0%	3.4%	8.0%	1.1%	0.0%	2,100
53			11:00	12:00	50	41	62.5%	9.7%	3.3%	3.1%	1.2%	1.8%	3.6%	0.6%	0.1%	0.6%	0.3%	0.3%	0.4%	0.0%	3.4%	8.0%	1.1%	0.0%	2,000
53			12:00	13:00	50	43	62.5%	9.7%	3.4%	3.1%	1.2%	1.9%	3.7%	0.6%	0.1%	0.5%	0.3%	0.2%	0.4%	0.0%	3.4%	8.0%	1.1%	0.0%	1,750
53			13:00	14:00	50	44	66.4%	10.3%	2.3%	2.1%	0.9%	1.2%	2.5%	0.6%	0.1%	0.6%	0.4%	0.3%	0.4%	0.0%	2.9%	8.5%	0.7%	0.0%	1,650
53			14:00	15:00	50	43	66.5%	10.3%	2.2%	2.1%	0.8%	1.2%	2.5%	0.6%	0.1%	0.6%	0.3%	0.2%	0.4%	0.0%	2.9%	8.5%	0.8%	0.0%	1,800
53			15:00	16:00	50	43	66.4%	10.3%	2.3%	2.1%	0.8%	1.2%	2.5%	0.6%	0.1%	0.6%	0.4%	0.2%	0.4%	0.0%	2.9%	8.5%	0.8%	0.0%	1,900
53			16:00	17:00	50	42	66.4%	10.3%	2.2%	2.1%	0.8%	1.2%	2.5%	0.6%	0.1%	0.6%	0.4%	0.2%	0.4%	0.0%	2.9%	8.5%	0.8%	0.0%	1,950
53			17:00	18:00	50	41	66.4%	10.3%	2.3%	2.1%	0.9%	1.2%	2.5%	0.6%	0.1%	0.6%	0.3%	0.2%	0.4%	0.0%	2.9%	8.5%	0.8%	0.0%	2,100
53			18:00	19:00	50	40	66.4%	10.3%	2.3%	2.1%	0.8%	1.2%	2.5%	0.6%	0.1%	0.6%	0.4%	0.2%	0.4%	0.0%	2.9%	8.5%	0.8%	0.0%	2,250
53			19:00	20:00	50	42	66.4%	10.3%	2.2%	2.1%	0.8%	1.2%	2.5%	0.6%	0.1%	0.6%	0.4%	0.2%	0.4%	0.0%	2.9%	8.4%	0.8%	0.0%	1,950
53			20:00	21:00	50	45	66.5%	10.3%	2.2%	2.1%	0.9%	1.3%	2.5%	0.6%	0.1%	0.6%	0.3%	0.2%	0.4%	0.0%	2.9%	8.5%	0.8%	0.0%	1,500
53			21:00	22:00	50	47	66.4%	10.3%	2.3%	2.1%	0.8%	1.3%	2.5%	0.6%	0.1%	0.6%	0.3%	0.3%	0.4%	0.0%	2.9%	8.4%	0.8%	0.0%	1,200
53			22:00	23:00	50	48	66.4%	10.3%	2.2%	2.0%	0.9%	1.3%	2.5%	0.6%	0.1%	0.6%	0.3%	0.3%	0.4%	0.0%	2.9%	8.5%	0.8%	0.0%	1,200
53			23:00	0:00	50	49	66.4%	10.4%	2.3%	2.1%	0.8%	1.2%	2.5%	0.6%	0.1%	0.6%	0.3%	0.2%	0.4%	0.0%	2.9%	8.5%	0.8%	0.0%	1,000
54	54	Tai Tau Leng Roundabout	0:00	1:00	50	50	63.1%	9.7%	3.3%	3.1%	1.3%	1.8%	3.8%	0.9%	0.0%	0.7%	0.2%	0.2%	0.4%	0.0%	2.2%	8.2%	1.1%	0.0%	450
54			1:00	2:00	50	50	65.1%	10.0%	3.5%	3.2%	1.4%	1.9%	4.1%	0.0%	0.0%	0.5%	0.3%	0.3%	0.3%	0.0%	0.0%	8.4%	1.1%	0.0%	350
54			2:00	3:00	50	50	65.0%	10.0%	3.6%	3.2%	1.4%	1.8%	3.9%	0.0%	0.0%	0.7%	0.4%	0.4%	0.4%	0.0%	0.0%	8.2%	1.1%	0.0%	300
54			3:00	4:00	50	50	65.0%	10.2%	3.5%	3.1%	1.3%	1.8%	3.5%	0.0%	0.0%	0.4%	0.4%	0.4%	0.4%	0.0%	0.0%	8.4%	1.3%	0.0%	250
54			4:00	5:00	50	50	65.4%	10.3%	3.2%	3.2%	1.1%	2.2%	3.8%	0.0%	0.0%	0.5%	0.5%	0.0%	0.5%	0.0%	0.0%	8.1%	1.1%	0.0%	200
54			5:00	6:00	50	50	63.3%	9.6%	3.2%	3.2%	1.1%	2.1%	3.7%	1.1%	0.0%	0.5%	0.5%	0.0%	0.5%	0.0%	2.1%	8.0%	1.1%	0.0%	200
54			6:00	7:00	50	50	63.4%	9.9%	3.3%	3.0%	1.1%	1.9%	3.9%	0.8%	0.0%	0.6%	0.3%	0.3%	0.3%	0.0%	2.2%	8.0%	1.1%	0.0%	350
54			7:00	8:00	50	45	63.2%	9.8%	3.4%	3.1%	1.3%	1.8%	3.7%	0.9%	0.1%	0.5%	0.3%	0.2%	0.3%	0.0%	2.1%	8.1%	1.2%	0.0%	950
54			8:00	9:00	50	38	63.1%	9.8%	3.4%	3.1%	1.2%	1.9%	3.7%	0.9%	0.1%	0.6%	0.3%	0.3%	0.4%	0.0%	2.2%	8.1%	1.2%	0.0%	1,600
54			9:00	10:00	50	40	63.1%	9.8%	3.4%	3.1%	1.2%	1.9%	3.7%	0.9%	0.1%	0.6%	0.3%	0.3%	0.4%	0.0%	2.1%	8.1%	1.2%	0.0%	1,450
54			10:00	11:00	50	39	63.1%	9.8%	3.4%	3.1%	1.2%	1.9%	3.7%	0.9%	0.1%	0.6%	0.3%	0.3%	0.3%	0.0%	2.1%	8.1%	1.2%	0.0%	1,450
54			11:00	12:00	50	40	63.1%	9.8%	3.4%	3.1%	1.2%	1.9%	3.8%	0.9%	0.1%	0.6%	0.3%	0.2%	0.4%	0.0%	2.1%	8.1%	1.1%	0.0%	1,400
54			12:00	13:00	50	42	63.1%	9.8%	3.4%	3.1%	1.2%	1.8%	3.7%	0.8%	0.1%	0.6%	0.3%	0.3%	0.3%	0.0%	2.2%	8.1%	1.2%	0.0%	1,200
54			13:00	14:00	50	43	65.0%	10.1%	2.7%	2.5%	1.0%	1.5%	3.0%	1.0%	0.1%	0.6%	0.4%	0.3%	0.4%	0.0%	2.5%	8.2%	0.9%	0.0%	1,150
54			14:00	15:00	50	42	65.2%	10.1%	2.7%	2.5%	1.0%	1.4%	3.0%	1.0%	0.1%	0.6%	0.3%	0.2%	0.4%	0.0%	2.5%	8.3%	0.9%	0.0%	1,250
54			15:00	16:00	50	41	65.3%	10.1%	2.7%	2.4%	1.0%	1.4%	2.9%	0.9%	0.1%	0.6%	0.3%	0.3%	0.4%	0.0%	2.4%	8.3%	0.9%	0.0%	1,350
54			16:00	17:00	50	41	65.1%	10.1%	2.7%	2.5%	1.0%	1.5%	3.0%	1.0%	0.1%	0.6%	0.4%	0.3%	0.4%	0.0%	2.5%	8.2%	0.9%	0.0%	1,350
54			17:00	18:00	50	39	65.1%	10.1%	2.7%	2.4%	1.0%	1.5%	3.0%	0.9%	0.1%	0.6%	0.3%	0.3%	0.4%	0.0%	2.4%	8.2%	0.9%	0.0%	1,500
54			18:00	19:00	50	39	65.2%	10.1%	2.7%	2.4%	1.0%	1.5%	2.9%	0.9%	0.1%	0.6%	0.3%	0.3%	0.4%	0.0%	2.4%	8.3%	0.9%	0.0%	1,500
54			19:00	20:00	50	41	65.2%	10.1%	2.7%	2.5%	1.0%	1.5%	3.0%	0.9%	0.1%	0.6%	0.3%	0.3%	0.4%	0.0%	2.5%	8.2%	0.9%	0.0%	1,350
54			20:00	21:00	50	44	65.1%	10.1%	2.7%	2.4%	1.0%	1.4%	2.9%	0.9%	0.1%	0.6%	0.4%	0.3%	0.4%	0.0%	2.4%	8.3%	0.9%	0.0%	1,050
54			21:00	22:00	50	47	65.3%	10.1%	2.8%	2.4%	1.0%	1.4%	2.9%	1.0%	0.1%	0.6%	0.4%	0.2%	0.4%	0.0%	2.4%	8.3%	1.0%	0.0%	850
54			22:00	23:00	50	47	65.2%	10.1%	2.7%	2.4%	1.0%	1.5%	2.9%	1.0%	0.1%	0.6%	0.4%	0.2%	0.4%	0.0%	2.4%	8.3%	0.9%	0.0%	800
54			23:00	0:00	50	48	65.3%	10.1%	2.6%	2.5%	1.0%	1.5%	2.9%	0.9%	0.0%	0.6%	0.3%	0.3%	0.4%	0.0%	2.5%	8.2%	0.9%	0.0%	700
55	55	Tai Tau Leng Roundabout	0:00	1:00	50	49	60.5%	9.4%	3.8%	3.4%	1.4%	2.1%	4.2%	0.5%	0.1%	0.6%	0.3%	0.2%	0.3%	0.0%	4.2%	7.7%	1.3%	0.0%	850
55			1:00	2:00	50	50	63.6%	9.8%	4.0%	3.7%	1.4%	2.1%	4.4%	0.0%	0.1%	0.6%	0.3%	0.1%	0.4%	0.0%	0.0%	8.1%	1.4%	0.0%	700
55			2:00	3:00	50	50	63.4%	9.8%	4.0%	3.6%	1.5%	2.3%	4.5%	0.0%	0.2%	0.6%	0.4%	0.2%	0.4%	0.0%	0.0%	8.1%	1.3%	0.0%	550
55			3:00	4:00	50	50	63.6%	9.8%	4.0%	3.7%	1.4%	2.1%	4.4%	0.0%	0.0%	0.5%	0.2%	0.2%	0.5%	0.0%	0.0%	8.2%	1.4%	0.0%	450
55			4:00	5:00	50	50	63.5%	9.9%	4.0%	3.7%	1.4%	2.3%	4.3%	0.0%	0.0%	0.6%	0.3%	0.3%	0.3%	0.0%	0.0%	8.2%	1.4%	0.0%	350
55			5:00	6:00	50	50	60.4%	9.3%	3.8%	3.6%	1.4%	2.2%	4.1%	0.6%	0.0%	0.6%	0.3%	0.3%	0.3%	0.0%	4.4%	7.7%	1.4%	0.0%	350
55			6:00	7:00	50	50	60.4%	9.3%	3.8%	3.5%	1.4%	2.1%	4.2%	0.4%	0.1%	0.6%	0.3%	0.1%	0.4%	0.0%	4.2%	7.6%	1.3%	0.0%	700
55			7:00	8:00	50	42	60.4%	9.4%	3.8%	3.5%	1.4%	2.1%	4.2%	0.4%	0.1%	0.6%	0.3%	0.2%	0.4%	0.0%	4.3%	7.7%	1.3%	0.0%	1,850
55			8:00	9:00	50	33	60.5%	9.4%	3.8%	3.5%	1.4%	2.1%	4.2%	0.5%	0.1%	0.5%	0.3%	0.2%	0.4%	0.0%	4.3%	7.7%	1.3%	0.0%	3,000
55			9:00	10:00	50	35	60.5%	9.4%	3.8%	3.5%	1.4%	2.1%	4.2%	0.5%	0.1%	0.5%	0.3%	0.2%	0.4%	0.0%	4.3%	7.7%	1.3%	0.0%	2,800
55			10:00	11:00	50	35	60.5%	9.4%	3.8%	3.5%	1.4%	2.1%	4.2%	0.5%	0.1%	0.5%	0.3%	0.2%	0.4%	0.0%	4.3%	7.7%	1.3%	0.0%	2,800
55			11:00	12:00	50	35	60.5%	9.4%	3.8%	3.5%	1.4%	2.1%	4.2%	0.5%	0.1%	0.6%	0.3%	0.2%	0.4%	0.0%	4.3%	7.7%	1.3%	0.0%	2,750
55			12:00	13:00	50	38	60.5%	9.4%	3.8%	3.5%	1.4%	2.1%	4.2%	0.5%	0.1%	0.5%	0.3%	0.2%	0.4%	0.0%	4.2%	7.7%	1.3%	0.0%	2,350
55			13:00	14:00	50	39	60.2%	9.4%	3.8%	3.5%	1.4%	2.1%	4.2%	0.5%	0.1%	0.5%	0.3%	0.2%	0.4%	0.0%	4.5%	7.7%	1.3%	0.0%	2,200
55			14:00	15:00	50	38	60.1%	9.3%	3.8%	3.5%	1.4%	2.1%	4.2%	0.5%	0.1%	0.6%	0.3%	0.2%	0.4%	0.0%	4.5%	7.7%	1.3%	0.0%	2,450
55			15:00	16:00	50	37	60.1%	9.3%	3.8%	3.5%	1.4%	2.1%	4.2%	0.5%	0.1%	0.5%	0.3%	0.2%	0.4%	0.0%	4.5%	7.7%	1.3%	0.0%	2,550
55			16:00	17:00	50	36	60.1%	9.3%	3.8%	3.5%	1.4%	2.1%	4.3%	0.5%	0.1%	0.6%	0.3%	0.2%	0.4%	0.0%	4.5%	7.7%	1.3%	0.0%	2,650
55			17:00	18:00	50	34	60.1%	9.4%	3.8%	3.5%	1.4%	2.1%	4.3%	0.5%	0.1%	0.6%	0.3%	0.2%	0.4%	0.0%	4.5%	7.7%	1.3%	0.0%	2,850
55			18:00	19:00	50	33	60.1%	9.3%	3.8%	3.5%	1.4%	2.1%	4.2%	0.5%	0.1%	0.6%	0.3%	0.2%	0.4%	0.0%	4.5%	7.7%	1.3%	0.0%	3,050
55			19:00	20:00	50	36	60.1%	9.3%	3.8%	3.5%	1.4%	2.1%	4.3%	0.5%	0.1%	0.5%	0.3%	0.2%	0.3%	0.0%	4.5%	7.7%	1.3%	0.0%	2,600
55			20:00	21:00	50	40	60.2%	9.4%	3.8%	3.5%	1.4%	2.1%	4.3%	0.4%	0.1%	0.5%	0.3%	0.2%	0.3%	0.0%	4.5%	7.7%	1.3%	0.0%	2,050
55			21:00	22:00	50	44	60.1%	9.3%	3.8%	3.5%	1.4%	2.1%	4.3%	0.4%	0.1%	0.6%	0.3%	0.2%	0.4%	0.0%	4.5%	7.7%	1.3%	0.0%	1,600
55			22:00	23:00	50	44	60.1%	9.4%	3.8%	3.5%	1.4%	2.1%	4.2%	0.4%	0.1%	0.6%	0.3%	0.2%	0.4%	0.0%	4.5%	7.7%	1.3%	0.0%	1,600
55			23:00	0:00	50	46	60.2%	9.3%	3.8%	3.6%	1.4%	2.1%	4.2%	0.5%	0.1%	0.5%	0.3%	0.2%	0.4%	0.0%	4.5%	7.7%	1.3%	0.0%	1,300

2029 Base	Link ID	Road Section	1-hour interval Start	1-hour interval End	Speed Limit (km/hr)	Travel Speed (km/hr)	Vehicle Composition PC	TAXI	LGV3	LGV4	LGV6	HGV7	HGV8	PLB	PV4	PV5	NFB6	NFB7	NFB8	FBSD	FBDD	MC	HGV9	NFB9	Traffic Flows (veh/hr)
56	56	Tai Tau Leng Roundabout	0:00	1:00	50	50	70.0%	11.0%	2.1%	1.8%	0.7%	1.1%	2.1%	0.0%	0.0%	0.7%	0.4%	0.4%	0.4%	0.0%	0.0%	8.8%	0.7%	0.0%	300
56			1:00	2:00	50	50	69.9%	10.9%	2.1%	1.7%	0.8%	1.3%	2.1%	0.0%	0.0%	0.4%	0.4%	0.4%	0.4%	0.0%	0.0%	8.8%	0.8%	0.0%	250
56			2:00	3:00	50	50	69.6%	11.1%	2.2%	1.7%	0.6%	1.1%	2.2%	0.0%	0.0%	0.6%	0.6%	0.6%	0.6%	0.0%	0.0%	8.8%	0.6%	0.0%	200
56			3:00	4:00	50	50	69.4%	10.9%	2.0%	2.0%	0.7%	1.4%	2.0%	0.0%	0.0%	0.7%	0.7%	0.0%	0.7%	0.0%	0.0%	8.8%	0.7%	0.0%	150
56			4:00	5:00	50	50	70.6%	10.9%	1.7%	1.7%	0.8%	0.8%	1.7%	0.0%	0.0%	0.8%	0.0%	0.0%	0.8%	0.0%	0.0%	9.2%	0.8%	0.0%	100
56			5:00	6:00	50	50	70.3%	11.0%	1.7%	1.7%	0.9%	0.9%	1.7%	0.0%	0.0%	0.9%	0.0%	0.0%	0.9%	0.0%	0.0%	9.3%	0.9%	0.0%	100
56			6:00	7:00	50	50	69.9%	10.9%	1.8%	1.8%	0.9%	1.3%	2.2%	0.0%	0.0%	0.4%	0.4%	0.4%	0.4%	0.0%	0.0%	8.7%	0.9%	0.0%	250
56			7:00	8:00	50	50	69.8%	10.8%	1.9%	1.9%	0.8%	1.2%	2.2%	0.0%	0.2%	0.5%	0.3%	0.3%	0.5%	0.0%	0.0%	9.0%	0.7%	0.0%	600
56			8:00	9:00	50	45	69.8%	10.9%	1.9%	1.8%	0.8%	1.2%	2.2%	0.0%	0.1%	0.6%	0.4%	0.3%	0.5%	0.0%	0.0%	8.9%	0.7%	0.0%	1,050
56			9:00	10:00	50	46	69.7%	10.9%	2.0%	1.9%	0.8%	1.2%	2.2%	0.0%	0.1%	0.6%	0.4%	0.3%	0.4%	0.0%	0.0%	8.9%	0.7%	0.0%	900
56			10:00	11:00	50	46	69.7%	10.8%	2.0%	1.9%	0.8%	1.2%	2.3%	0.0%	0.1%	0.6%	0.4%	0.3%	0.4%	0.0%	0.0%	8.9%	0.7%	0.0%	900
56			11:00	12:00	50	47	69.9%	10.8%	1.9%	1.8%	0.8%	1.1%	2.3%	0.0%	0.1%	0.6%	0.3%	0.3%	0.5%	0.0%	0.0%	8.9%	0.7%	0.0%	900
56			12:00	13:00	50	48	69.7%	10.8%	2.0%	1.8%	0.8%	1.2%	2.2%	0.0%	0.1%	0.5%	0.4%	0.3%	0.5%	0.0%	0.0%	9.0%	0.7%	0.0%	750
56			13:00	14:00	50	49	74.0%	11.5%	0.7%	0.7%	0.3%	0.4%	0.8%	0.0%	0.1%	0.6%	0.4%	0.3%	0.6%	0.0%	0.0%	9.4%	0.3%	0.0%	700
56			14:00	15:00	50	48	73.9%	11.4%	0.8%	0.8%	0.4%	0.4%	0.9%	0.0%	0.1%	0.5%	0.4%	0.4%	0.5%	0.0%	0.0%	9.4%	0.3%	0.0%	800
56			15:00	16:00	50	48	73.8%	11.4%	0.7%	0.7%	0.4%	0.5%	1.0%	0.0%	0.1%	0.5%	0.5%	0.4%	0.5%	0.0%	0.0%	9.5%	0.2%	0.0%	850
56			16:00	17:00	50	47	73.7%	11.5%	0.7%	0.7%	0.4%	0.5%	0.9%	0.0%	0.1%	0.6%	0.5%	0.4%	0.6%	0.0%	0.0%	9.4%	0.2%	0.0%	850
56			17:00	18:00	50	47	73.9%	11.4%	0.8%	0.8%	0.3%	0.4%	0.9%	0.0%	0.1%	0.5%	0.4%	0.3%	0.5%	0.0%	0.0%	9.3%	0.3%	0.0%	950
56			18:00	19:00	50	47	73.9%	11.4%	0.8%	0.8%	0.3%	0.4%	0.9%	0.0%	0.1%	0.5%	0.4%	0.3%	0.5%	0.0%	0.0%	9.4%	0.3%	0.0%	950
56			19:00	20:00	50	47	73.7%	11.4%	0.7%	0.7%	0.4%	0.5%	0.9%	0.0%	0.1%	0.6%	0.5%	0.4%	0.6%	0.0%	0.0%	9.4%	0.2%	0.0%	850
56			20:00	21:00	50	49	73.7%	11.4%	0.7%	0.7%	0.3%	0.5%	0.9%	0.0%	0.2%	0.6%	0.5%	0.3%	0.6%	0.0%	0.0%	9.4%	0.3%	0.0%	650
56			21:00	22:00	50	50	73.8%	11.4%	0.8%	0.8%	0.4%	0.4%	1.0%	0.0%	0.2%	0.6%	0.4%	0.4%	0.6%	0.0%	0.0%	9.3%	0.2%	0.0%	550
56			22:00	23:00	50	50	73.6%	11.4%	0.8%	0.8%	0.4%	0.4%	1.0%	0.0%	0.2%	0.6%	0.4%	0.4%	0.6%	0.0%	0.0%	9.4%	0.2%	0.0%	500
56			23:00	0:00	50	50	74.2%	11.5%	0.7%	0.7%	0.2%	0.5%	0.9%	0.0%	0.0%	0.5%	0.5%	0.2%	0.5%	0.0%	0.0%	9.4%	0.2%	0.0%	450
57	57	Tai Tau Leng Roundabout	0:00	1:00	50	50	64.7%	10.0%	2.9%	2.6%	1.1%	1.6%	3.2%	0.5%	0.1%	0.5%	0.3%	0.3%	0.4%	0.0%	2.6%	8.3%	1.1%	0.0%	750
57			1:00	2:00	50	50	66.5%	10.2%	3.0%	2.7%	1.1%	1.8%	3.4%	0.0%	0.2%	0.6%	0.3%	0.3%	0.5%	0.0%	0.0%	8.5%	1.0%	0.0%	650
57			2:00	3:00	50	50	66.4%	10.4%	3.0%	2.8%	1.1%	1.7%	3.4%	0.0%	0.2%	0.6%	0.4%	0.2%	0.4%	0.0%	0.0%	8.5%	1.1%	0.0%	450
57			3:00	4:00	50	50	66.8%	10.3%	2.9%	2.9%	1.1%	1.6%	3.4%	0.0%	0.0%	0.5%	0.3%	0.3%	0.5%	0.0%	0.0%	8.4%	1.1%	0.0%	400
57			4:00	5:00	50	50	66.7%	10.3%	2.9%	2.9%	1.0%	1.6%	3.5%	0.0%	0.0%	0.6%	0.3%	0.3%	0.3%	0.0%	0.0%	8.7%	1.0%	0.0%	300
57			5:00	6:00	50	50	64.6%	10.0%	2.8%	2.8%	0.9%	1.6%	3.5%	0.6%	0.0%	0.6%	0.3%	0.3%	0.3%	0.0%	2.5%	8.2%	0.9%	0.0%	300
57			6:00	7:00	50	50	64.7%	9.9%	2.9%	2.6%	1.0%	1.6%	3.3%	0.5%	0.2%	0.7%	0.3%	0.2%	0.3%	0.0%	2.6%	8.3%	1.0%	0.0%	600
57			7:00	8:00	50	45	64.5%	10.0%	2.9%	2.7%	1.1%	1.6%	3.2%	0.6%	0.1%	0.6%	0.3%	0.3%	0.4%	0.0%	2.6%	8.2%	1.0%	0.0%	1,600
57			8:00	9:00	50	38	64.5%	10.0%	2.9%	2.7%	1.1%	1.6%	3.2%	0.5%	0.1%	0.6%	0.3%	0.2%	0.4%	0.0%	2.6%	8.2%	1.0%	0.0%	2,550
57			9:00	10:00	50	38	64.5%	10.0%	2.9%	2.7%	1.1%	1.6%	3.3%	0.5%	0.1%	0.6%	0.3%	0.3%	0.4%	0.0%	2.6%	8.2%	1.0%	0.0%	2,450
57			10:00	11:00	50	38	64.5%	10.0%	2.9%	2.7%	1.1%	1.6%	3.3%	0.5%	0.1%	0.6%	0.3%	0.2%	0.4%	0.0%	2.6%	8.2%	1.0%	0.0%	2,450
57			11:00	12:00	50	39	64.5%	10.0%	2.9%	2.7%	1.1%	1.6%	3.2%	0.6%	0.1%	0.6%	0.3%	0.3%	0.4%	0.0%	2.6%	8.2%	1.0%	0.0%	2,400
57			12:00	13:00	50	41	64.5%	10.0%	2.9%	2.7%	1.0%	1.6%	3.2%	0.5%	0.1%	0.6%	0.3%	0.3%	0.4%	0.0%	2.6%	8.2%	1.0%	0.0%	2,050
57			13:00	14:00	50	43	67.6%	10.5%	2.1%	1.9%	0.8%	1.2%	2.3%	0.5%	0.1%	0.6%	0.3%	0.3%	0.4%	0.0%	2.0%	8.6%	0.7%	0.0%	1,900
57			14:00	15:00	50	41	67.7%	10.5%	2.1%	1.9%	0.8%	1.2%	2.4%	0.5%	0.1%	0.6%	0.3%	0.2%	0.4%	0.0%	2.0%	8.7%	0.7%	0.0%	2,100
57			15:00	16:00	50	40	67.6%	10.5%	2.1%	2.0%	0.8%	1.2%	2.4%	0.5%	0.1%	0.6%	0.3%	0.3%	0.5%	0.0%	2.0%	8.6%	0.7%	0.0%	2,250
57			16:00	17:00	50	40	67.6%	10.5%	2.1%	1.9%	0.8%	1.2%	2.3%	0.5%	0.1%	0.6%	0.3%	0.3%	0.4%	0.0%	2.0%	8.6%	0.7%	0.0%	2,300
57			17:00	18:00	50	39	67.6%	10.5%	2.1%	2.0%	0.8%	1.2%	2.4%	0.5%	0.1%	0.6%	0.3%	0.2%	0.4%	0.0%	2.0%	8.6%	0.7%	0.0%	2,500
57			18:00	19:00	50	37	67.6%	10.5%	2.1%	1.9%	0.8%	1.2%	2.3%	0.5%	0.1%	0.6%	0.3%	0.3%	0.4%	0.0%	2.0%	8.6%	0.7%	0.0%	2,750
57			19:00	20:00	50	40	67.6%	10.5%	2.1%	1.9%	0.8%	1.2%	2.4%	0.5%	0.1%	0.6%	0.4%	0.3%	0.4%	0.0%	2.0%	8.6%	0.7%	0.0%	2,300
57			20:00	21:00	50	43	67.6%	10.5%	2.1%	1.9%	0.8%	1.2%	2.3%	0.5%	0.1%	0.6%	0.3%	0.3%	0.4%	0.0%	2.0%	8.7%	0.7%	0.0%	1,800
57			21:00	22:00	50	46	67.6%	10.5%	2.1%	1.9%	0.8%	1.2%	2.3%	0.5%	0.1%	0.6%	0.4%	0.3%	0.4%	0.0%	2.0%	8.6%	0.7%	0.0%	1,400
57			22:00	23:00	50	46	67.6%	10.5%	2.1%	1.9%	0.8%	1.2%	2.4%	0.5%	0.1%	0.6%	0.4%	0.3%	0.4%	0.0%	1.9%	8.6%	0.7%	0.0%	1,400
57			23:00	0:00	50	48	67.7%	10.5%	2.1%	1.9%	0.8%	1.1%	2.4%	0.5%	0.1%	0.6%	0.4%	0.3%	0.4%	0.0%	2.0%	8.6%	0.7%	0.0%	1,150
58	58	Tai Tau Leng Roundabout	0:00	1:00	50	50	64.1%	9.8%	2.2%	2.2%	0.8%	1.4%	2.5%	1.1%	0.0%	0.5%	0.3%	0.3%	0.5%	0.0%	5.4%	8.2%	0.8%	0.0%	350
58			1:00	2:00	50	50	68.7%	10.7%	2.4%	2.1%	1.0%	1.4%	2.8%	0.0%	0.0%	0.7%	0.3%	0.3%	0.3%	0.0%	0.0%	8.6%	0.7%	0.0%	300
58			2:00	3:00	50	50	68.5%	10.5%	2.3%	2.3%	0.9%	1.4%	2.7%	0.0%	0.0%	0.5%	0.5%	0.5%	0.5%	0.0%	0.0%	8.7%	0.9%	0.0%	200
58			3:00	4:00	50	50	68.9%	10.7%	2.3%	2.3%	1.1%	1.1%	2.8%	0.0%	0.0%	0.6%	0.6%	0.0%	0.6%	0.0%	0.0%	8.5%	0.6%	0.0%	200
58			4:00	5:00	50	50	68.5%	10.3%	2.7%	2.1%	0.7%	1.4%	2.7%	0.0%	0.0%	0.7%	0.7%	0.0%	0.7%	0.0%	0.0%	8.9%	0.7%	0.0%	150
58			5:00	6:00	50	50	63.9%	9.7%	2.6%	1.9%	0.7%	1.3%	2.6%	1.3%	0.0%	0.7%	0.7%	0.0%	0.7%	0.0%	5.2%	8.4%	0.7%	0.0%	150
58			6:00	7:00	50	50	64.3%	9.8%	2.4%	2.0%	0.7%	1.4%	2.7%	1.0%	0.0%	0.7%	0.3%	0.3%	0.3%	0.0%	5.4%	8.1%	0.7%	0.0%	300
58			7:00	8:00	50	47	64.0%	9.9%	2.3%	2.1%	0.8%	1.2%	2.5%	1.2%	0.1%	0.5%	0.4%	0.3%	0.4%	0.0%	5.5%	8.2%	0.8%	0.0%	750
58			8:00	9:00	50	42	64.0%	9.9%	2.3%	2.1%	0.8%	1.2%	2.6%	1.2%	0.1%	0.6%	0.3%	0.3%	0.4%	0.0%	5.5%	8.1%	0.7%	0.0%	1,200
58			9:00	10:00	50	42	63.9%	9.9%	2.3%	2.0%	0.8%	1.3%	2.5%	1.2%	0.1%	0.6%	0.3%	0.3%	0.4%	0.0%	5.5%	8.1%	0.8%	0.0%	1,200
58			10:00	11:00	50	42	64.0%	9.9%	2.3%	2.0%	0.8%	1.3%	2.5%	1.2%	0.1%	0.6%	0.3%	0.3%	0.4%	0.0%	5.5%	8.2%	0.8%	0.0%	1,200
58			11:00	12:00	50	43	63.9%	9.9%	2.3%	2.1%	0.8%	1.2%	2.5%	1.1%	0.1%	0.6%	0.4%	0.3%	0.4%	0.0%	5.5%	8.2%	0.8%	0.0%	1,150
58			12:00	13:00	50	45	64.1%	9.9%	2.3%	2.0%	0.8%	1.2%	2.4%	1.1%	0.1%	0.6%	0.3%	0.2%	0.4%	0.0%	5.5%	8.1%	0.8%	0.0%	1,000
58			13:00	14:00	50	46	67.4%	10.4%	1.6%	1.5%	0.5%	0.9%	1.8%	1.1%	0.1%	0.5%	0.3%	0.2%	0.4%	0.0%	4.0%	8.6%	0.5%	0.0%	950
58			14:00	15:00	50	45	67.3%	10.4%	1.7%	1.5%	0.6%	0.9%	1.8%	1.1%	0.1%	0.6%	0.4%	0.2%	0.5%	0.0%	4.0%	8.6%	0.6%	0.0%	1,050
58			15:00	16:00	50	44	67.4%	10.4%	1.7%	1.5%	0.6%	0.9%	1.8%	1.0%	0.1%	0.6%	0.4%	0.2%	0.5%	0.0%	4.0%	8.6%	0.6%	0.0%	1,100
58			16:00	17:00	50	44	67.3%	10.4%	1.6%	1.5%	0.6%	0.9%	1.9%	1.1%	0.1%	0.6%	0.4%	0.2%	0.4%	0.0%	4.0%	8.5%	0.5%	0.0%	1,100
58			17:00	18:00	50	43	67.3%	10.4%	1.7%	1.5%	0.6%	0.9%	1.8%	1.1%	0.1%	0.6%	0.3%	0.3%	0.4%	0.0%	4.0%	8.6%	0.6%	0.0%	1,200
58			18:00	19:00	50	41	67.4%	10.4%	1.6%	1.5%	0.6%	0.9%	1.8%	1.0%	0.1%	0.6%	0.4%	0.2%	0.4%	0.0%	4.0%	8.6%	0.6%	0.0%	1,350
58			19:00	20:00	50	44	67.4%	10.4%	1.6%	1.5%	0.6%	0.9%	1.8%	1.0%	0.1%	0.6%	0.4%	0.2%	0.5%	0.0%	4.0%	8.5%	0.5%	0.0%	1,100
58			20:00	21:00	50	46	67.2%	10.4%	1.6%	1.5%	0.6%	0.9%	1.8%	1.0%	0.1%	0.6%	0.3%	0.2%	0.5%	0.0%	4.0%	8.6%	0.6%	0.0%	850
58			21:00	22:00	50	48	67.3%	10.4%	1.6%	1.5%	0.6%	0.9%	1.8%	1.0%	0.2%	0.6%	0.4%	0.3%	0.4%	0.0%	3.9%	8.6%	0.6%	0.0%	700
58			22:00	23:00	50	49	67.4%	10.4%	1.6%	1.5%	0.6%	0.9%	1.8%	1.0%	0.0%	0.6%	0.3%	0.2%	0.5%	0.0%	4.0%	8.6%	0.6%	0.0%	650
58			23:00	0:00	50	50	67.6%	10.5%	1.6%	1.4%	0.5%	0.9%	1.8%	1.1%	0.0%	0.5%	0.4%	0.2%	0.4%	0.0%	4.0%	8.7%	0.5%	0.0%	550
60	60	Po Shek Wu Road Flyover	0:00	1:00	50	50	55.8%	8.6%	4.5%	4.1%	1.5%	2.3%	4.9%	0.0%	0.0%	0.4%	0.4%	0.4%	0.4%	0.0%	8.2%	7.1%	1.5%	0.0%	250
60			1:00	2:00	50	50	60.8%	9.6%	4.8%	4.3%	1.9%	2.9%	5.3%	0.0%	0.0%	0.5%	0.5%	0.0%	0.5%	0.0%	0.0%	7.7%	1.4%	0.0%	200
60			2:00	3:00	50	50	60.8%	9.5%	4.4%	4.4%	1.9%	2.5%	5.1%	0.0%	0.0%	0.6%	0.6%	0.0%	0.6%	0.0%	0.0%	7.6%	1.9%	0.0%	150
60			3:00	4:00	50	50	61.1%	9.5%	4.8%	4.8%	1.6%	2.4%	5.6%	0.0%	0.0%	0.8%	0.0%	0.0%	0.0%	0.0%	0.0%	7.9%	1.6%	0.0%	150
60			4:00	5:00	50	50	60.6%	9.6%	4.8%	4.8%	1.9%	2.9%	4.8%	0.0%	0.0%	1.0%	0.0%	0.0%	0.0%	0.0%	0.0%	7.7%	1.9%	0.0%	100
60			5:00	6:00	50	50	56.3%	8.9%	4.5%	3.6%	1.8%	2.7%	4.5%	0.0%	0.0%	0.9%	0.0%	0.0%	0.0%	0.0%	8.0%	7.1%	1.8%	0.0%	100
60			6:00	7:00	50	50	56.0%	8.8%	4.2%	4.2%	1.4%	2.3%	5.1%	0.0%	0.0%	0.5%	0.5%	0.0%	0.5%	0.0%	8.3%	6.9%	1.4%	0.0%	200
60			7:00	8:00	50	50	55.9%	8.6%	4.3%	3.9%	1.6%	2.5%	4.8%	0.0%	0.2%	0.5%	0.4%	0.2%	0.4%	0.0%	8.1%	7.2%	1.4%	0.0%	550
60			8:00	9:00	50	45	55.9%	8.7%	4.3%	4.0%	1.6%	2.4%	4.9%	0.0%	0.1%	0.5%	0.3%	0.2%	0.3%	0.0%	8.1%	7.2%	1.5%	0.0%	950
60			9:00	10:00	50	46	55.8%	8.6%	4.3%	4.0%	1.6%	2.5%	4.8%	0.0%	0.1%	0.6%	0.4%	0.2%	0.4%	0.0%	8.2%	7.1%	1.5%	0.0%	850
60			10:00	11:00	50	46	55.8%	8.6%	4.3%	4.1%	1.6%	2.4%	4.8%	0.0%	0.1%	0.6%	0.4%	0.2%	0.4%	0.0%	8.1%	7.2%	1.5%	0.0%	850
60			11:00	12:00	50	47	55.9%	8.6%	4.3%	4.0%	1.6%	2.4%	4.9%	0.0%	0.1%	0.5%	0.4%	0.2%	0.4%	0.0%	8.1%	7.2%	1.4%	0.0%	850
60			12:00	13:00	50	48	55.9%	8.7%	4.3%	4.1%	1.5%	2.4%	4.8%	0.0%	0.1%	0.6%	0.3%	0.3%	0.3%	0.0%	8.1%	7.1%	1.5%	0.0%	700
60			13:00	14:00	50	49	58.0%	9.1%	3.6%	3.4%	1.3%	1.9%	4.2%	0.0%	0.2%	0.6%	0.3%	0.2%	0.3%	0.0%	8.5%	7.4%	1.2%	0.0%	650
60			14:00	15:00	50	48	58.1%	9.0%	3.6%	3.4%	1.3%	2.0%	4.0%	0.0%	0.1%	0.5%	0.3%	0.3%	0.3%	0.0%	8.5%	7.4%	1.2%	0.0%	750
60			15:00	16:00	50	47	57.8%	9.0%	3.7%	3.4%	1.3%	2.0%	4.1%	0.0%	0.1%	0.5%	0.4%	0.3%	0.4%	0.0%	8.5%	7.4%	1.3%	0.0%	800
60			16:00	17:00	50	47	57.9%	9.0%	3.7%	3.4%	1.4%	2.0%	4.1%	0.0%	0.1%	0.5%	0.4%	0.3%	0.4%	0.0%	8.5%	7.4%	1.2%	0.0%	800
60			17:00	18:00	50	46	58.0%	9.0%	3.6%	3.4%	1.4%	1.9%	4.0%	0.0%	0.1%	0.6%	0.3%	0.2%	0.3%	0.0%	8.4%	7.4%	1.3%	0.0%	900
60			18:00	19:00	50	46	58.0%	9.0%	3.6%	3.4%	1.3%	2.0%	4.1%	0.0%	0.1%	0.6%	0.3%	0.2%	0.3%	0.0%	8.5%	7.4%	1.2%	0.0%	900
60			19:00	20:00	50	47	57.9%	9.0%	3.6%	3.4%	1.4%	2.0%	4.0%	0.0%	0.1%	0.5%	0.4%	0.3%	0.4%	0.0%	8.5%	7.4%	1.3%	0.0%	800
60			20:00	21:00	50	49	57.9%	9.0%	3.6%	3.5%	1.3%	2.1%	4.0%	0.0%	0.2%	0.5%	0.3%	0.2%	0.3%	0.0%	8.5%	7.4%	1.3%	0.0%	650
60			21:00	22:00	50	50	57.8%	9.1%	3.6%	3.4%	1.4%	2.0%	4.0%	0.0%	0.2%	0.6%	0.4%	0.2%	0.4%	0.0%	8.5%	7.2%	1.2%	0.0%	500
60			22:00	23:00	50	50	57.7%	9.0%	3.7%	3.5%	1.2%	2.0%	4.1%	0.0%	0.2%	0.6%	0.4%	0.2%	0.4%	0.0%	8.4%	7.4%	1.2%	0.0%	500
60			23:00	0:00	50	50	58.2%	9.0%	3.7%	3.5%	1.2%	2.0%	4.0%	0.0%	0.0%	0.5%	0.3%	0.3%	0.3%	0.0%	8.5%	7.5%	1.2%	0.0%	400

2029 Operation	Link ID	Road Section	1-hour interval		Speed Limit (km/hr)	Travel Speed (km/hr)	Vehicle Composition																		Traffic Flows (veh/hr)
			Start	End			PC	TAXI	LGV3	LGV4	LGV6	HGV7	HGV8	PLB	PV4	PV5	NFB6	NFB7	NFB8	FBSD	FBDD	MC	HGV9	NFB9	
01/02	01/02	Fan Kam Road	0:00	1:00	50	48	66.7%	10.3%	2.8%	2.1%	0.7%	1.4%	2.8%	1.7%	0.0%	0.7%	0.3%	0.3%	0.7%	0.0%	0.7%	8.2%	0.7%	0.0%	300
01/02			1:00	2:00	50	48	68.0%	10.7%	2.4%	2.4%	0.8%	1.6%	2.9%	0.0%	0.0%	0.8%	0.0%	0.0%	0.8%	0.0%	0.0%	8.6%	0.8%	0.0%	250
01/02			2:00	3:00	50	49	69.2%	10.6%	2.2%	2.2%	1.1%	1.1%	2.2%	0.0%	0.0%	0.6%	0.0%	0.0%	0.6%	0.0%	0.0%	8.9%	1.1%	0.0%	200
01/02			3:00	4:00	50	49	69.0%	10.3%	2.7%	2.7%	1.4%	1.4%	2.7%	0.0%	0.0%	0.0%	0.0%	0.0%	0.0%	0.0%	0.0%	9.0%	0.9%	0.0%	150
01/02			4:00	5:00	50	49	68.3%	10.8%	3.4%	1.7%	1.7%	1.7%	3.4%	0.0%	0.0%	0.0%	0.0%	0.0%	0.0%	0.0%	0.0%	9.2%	0.0%	0.0%	100
01/02			5:00	6:00	50	49	66.3%	10.7%	3.3%	1.6%	1.6%	1.6%	3.3%	1.6%	0.0%	0.0%	0.0%	0.0%	0.0%	0.0%	0.9%	9.0%	0.0%	0.0%	100
01/02			6:00	7:00	50	48	66.1%	10.1%	2.5%	2.5%	0.8%	1.7%	2.5%	2.0%	0.0%	0.8%	0.0%	0.0%	0.8%	0.0%	0.8%	8.4%	0.8%	0.0%	250
01/02			7:00	8:00	50	46	66.1%	10.3%	2.6%	2.3%	1.0%	1.3%	2.6%	1.8%	0.2%	0.7%	0.3%	0.3%	0.7%	0.0%	0.8%	8.3%	0.8%	0.0%	650
01/02			8:00	9:00	50	40	66.6%	10.4%	2.5%	2.2%	0.8%	1.4%	2.6%	1.7%	0.1%	0.5%	0.3%	0.3%	0.5%	0.0%	0.6%	8.5%	0.8%	0.0%	950
01/02			9:00	10:00	50	40	66.5%	10.3%	2.6%	2.2%	0.9%	1.4%	2.6%	1.8%	0.1%	0.5%	0.3%	0.3%	0.5%	0.0%	0.6%	8.4%	0.9%	0.0%	950
01/02			10:00	11:00	50	40	66.6%	10.3%	2.6%	2.2%	0.9%	1.4%	2.6%	1.8%	0.1%	0.5%	0.3%	0.3%	0.5%	0.0%	0.6%	8.4%	0.9%	0.0%	950
01/02			11:00	12:00	50	41	66.5%	10.4%	2.5%	2.2%	0.9%	1.3%	2.6%	1.8%	0.1%	0.5%	0.3%	0.3%	0.5%	0.0%	0.7%	8.4%	0.9%	0.0%	950
01/02			12:00	13:00	50	43	66.6%	10.2%	2.6%	2.3%	0.8%	1.4%	2.7%	1.9%	0.1%	0.5%	0.3%	0.3%	0.5%	0.0%	0.6%	8.4%	0.8%	0.0%	750
01/02			13:00	14:00	50	44	64.5%	10.0%	3.0%	3.0%	1.1%	1.8%	3.4%	1.5%	0.3%	0.5%	0.4%	0.3%	0.5%	0.0%	0.5%	8.2%	1.1%	0.0%	750
01/02			14:00	15:00	50	42	64.5%	9.9%	2.9%	2.9%	1.2%	1.6%	3.4%	1.5%	0.2%	0.6%	0.4%	0.2%	0.5%	0.0%	0.6%	8.3%	1.1%	0.0%	850
01/02			15:00	16:00	50	41	64.4%	10.0%	3.0%	3.0%	1.2%	1.7%	3.4%	1.5%	0.2%	0.6%	0.3%	0.2%	0.5%	0.0%	0.6%	8.3%	1.0%	0.0%	850
01/02			16:00	17:00	50	41	64.7%	10.0%	2.9%	2.9%	1.1%	1.7%	3.4%	1.5%	0.2%	0.6%	0.3%	0.2%	0.4%	0.0%	0.6%	8.3%	1.0%	0.0%	850
01/02			17:00	18:00	50	40	64.7%	10.0%	2.9%	2.9%	1.2%	1.8%	3.5%	1.6%	0.2%	0.5%	0.3%	0.2%	0.4%	0.0%	0.5%	8.3%	0.9%	0.0%	950
01/02			18:00	19:00	50	37	64.3%	10.0%	3.0%	3.0%	1.2%	1.7%	3.5%	1.5%	0.2%	0.5%	0.4%	0.3%	0.5%	0.0%	0.5%	8.3%	1.1%	0.0%	1,050
01/02			19:00	20:00	50	41	64.6%	9.9%	3.0%	3.0%	1.1%	1.7%	3.4%	1.5%	0.2%	0.6%	0.3%	0.2%	0.5%	0.0%	0.6%	8.3%	1.0%	0.0%	850
01/02			20:00	21:00	50	45	64.4%	10.0%	2.9%	2.9%	1.2%	1.6%	3.5%	1.4%	0.3%	0.6%	0.4%	0.3%	0.6%	0.0%	0.6%	8.4%	1.0%	0.0%	700
01/02			21:00	22:00	50	46	64.7%	10.0%	2.9%	2.9%	1.1%	1.7%	3.3%	1.5%	0.2%	0.6%	0.4%	0.4%	0.4%	0.0%	0.6%	8.3%	1.1%	0.0%	550
01/02			22:00	23:00	50	47	64.8%	10.0%	2.8%	2.8%	1.1%	1.7%	3.4%	1.5%	0.2%	0.6%	0.4%	0.4%	0.4%	0.0%	0.6%	8.3%	1.1%	0.0%	550
01/02			23:00	0:00	50	47	64.9%	10.0%	2.9%	2.9%	1.1%	1.6%	3.4%	1.6%	0.0%	0.5%	0.5%	0.2%	0.5%	0.0%	0.5%	8.4%	1.1%	0.0%	450
03/04	03/04	Fan Kam Road	0:00	1:00	50	49	67.0%	10.4%	2.3%	2.3%	0.9%	1.4%	2.7%	2.2%	0.0%	0.5%	0.0%	0.0%	0.0%	0.0%	0.9%	8.6%	0.9%	0.0%	250
03/04			1:00	2:00	50	49	68.9%	11.1%	2.2%	2.2%	1.1%	1.1%	2.8%	0.0%	0.0%	0.6%	0.0%	0.0%	0.0%	0.0%	0.0%	9.0%	1.1%	0.0%	150
03/04			2:00	3:00	50	49	69.1%	11.0%	2.3%	2.3%	1.4%	1.4%	2.9%	0.0%	0.0%	0.0%	0.0%	0.0%	0.0%	0.0%	0.0%	8.8%	0.8%	0.0%	150
03/04			3:00	4:00	50	49	68.9%	10.9%	1.9%	1.9%	1.9%	1.9%	3.7%	0.0%	0.0%	0.0%	0.0%	0.0%	0.0%	0.0%	0.0%	9.0%	0.0%	0.0%	100
03/04			4:00	5:00	50	49	68.7%	11.1%	2.3%	2.3%	0.0%	2.3%	4.6%	0.0%	0.0%	0.0%	0.0%	0.0%	0.0%	0.0%	0.0%	8.8%	0.0%	0.0%	100
03/04			5:00	6:00	50	49	66.9%	10.9%	2.3%	2.3%	0.0%	2.3%	4.5%	2.3%	0.0%	0.0%	0.0%	0.0%	0.0%	0.0%	0.0%	8.7%	0.0%	0.0%	100
03/04			6:00	7:00	50	49	67.1%	10.7%	2.2%	2.2%	1.1%	1.1%	2.2%	2.2%	0.0%	0.6%	0.0%	0.0%	0.0%	0.0%	1.1%	8.5%	1.1%	0.0%	150
03/04			7:00	8:00	50	47	66.1%	10.5%	2.4%	2.2%	0.9%	1.3%	2.8%	2.2%	0.0%	0.4%	0.4%	0.2%	0.4%	0.0%	0.7%	8.6%	0.9%	0.0%	450
03/04			8:00	9:00	50	42	66.6%	10.4%	2.2%	2.1%	1.0%	1.4%	2.7%	2.0%	0.1%	0.5%	0.4%	0.2%	0.4%	0.0%	0.7%	8.6%	0.7%	0.0%	800
03/04			9:00	10:00	50	44	66.3%	10.4%	2.2%	2.1%	1.0%	1.4%	2.8%	2.1%	0.1%	0.4%	0.4%	0.3%	0.4%	0.0%	0.7%	8.4%	0.8%	0.0%	700
03/04			10:00	11:00	50	44	66.3%	10.3%	2.2%	2.1%	1.0%	1.4%	2.8%	2.1%	0.1%	0.4%	0.4%	0.3%	0.4%	0.0%	0.7%	8.5%	0.8%	0.0%	700
03/04			11:00	12:00	50	45	66.4%	10.4%	2.3%	2.2%	1.0%	1.4%	2.6%	2.2%	0.1%	0.4%	0.3%	0.3%	0.3%	0.0%	0.7%	8.5%	0.9%	0.0%	700
03/04			12:00	13:00	50	46	66.2%	10.4%	2.3%	2.2%	1.0%	1.3%	2.7%	2.2%	0.2%	0.5%	0.3%	0.3%	0.3%	0.0%	0.8%	8.4%	0.8%	0.0%	600
03/04			13:00	14:00	50	46	66.1%	10.3%	2.1%	2.1%	0.9%	1.4%	2.5%	2.3%	0.4%	0.5%	0.4%	0.4%	0.5%	0.0%	0.9%	8.3%	0.9%	0.0%	600
03/04			14:00	15:00	50	45	66.6%	10.3%	2.1%	2.1%	0.8%	1.3%	2.6%	2.1%	0.3%	0.5%	0.3%	0.3%	0.5%	0.0%	0.8%	8.5%	0.8%	0.0%	600
03/04			15:00	16:00	50	45	66.8%	10.3%	2.1%	1.9%	0.7%	1.3%	2.5%	2.3%	0.3%	0.5%	0.3%	0.3%	0.5%	0.0%	0.8%	8.6%	0.9%	0.0%	650
03/04			16:00	17:00	50	45	66.6%	10.2%	2.2%	2.1%	0.9%	1.3%	2.5%	2.2%	0.3%	0.4%	0.3%	0.3%	0.4%	0.0%	0.7%	8.4%	0.9%	0.0%	700
03/04			17:00	18:00	50	44	66.6%	10.3%	2.1%	2.0%	0.8%	1.4%	2.6%	2.2%	0.3%	0.5%	0.3%	0.3%	0.5%	0.0%	0.8%	8.5%	0.8%	0.0%	750
03/04			18:00	19:00	50	44	65.6%	10.1%	2.4%	2.3%	0.9%	1.5%	2.8%	2.2%	0.3%	0.5%	0.3%	0.3%	0.5%	0.0%	0.8%	8.4%	0.9%	0.0%	750
03/04			19:00	20:00	50	45	66.4%	10.3%	2.1%	2.0%	0.9%	1.4%	2.6%	2.3%	0.3%	0.5%	0.3%	0.3%	0.5%	0.0%	0.8%	8.5%	0.9%	0.0%	700
03/04			20:00	21:00	50	47	66.2%	10.2%	2.2%	2.0%	0.9%	1.3%	2.6%	2.1%	0.4%	0.6%	0.4%	0.4%	0.6%	0.0%	0.9%	8.5%	0.7%	0.0%	500
03/04			21:00	22:00	50	48	66.5%	10.4%	2.1%	2.1%	0.7%	1.4%	2.6%	2.4%	0.3%	0.5%	0.3%	0.3%	0.5%	0.0%	0.7%	8.7%	0.7%	0.0%	400
03/04			22:00	23:00	50	48	67.2%	10.2%	2.1%	2.1%	0.7%	1.2%	2.6%	2.0%	0.3%	0.5%	0.3%	0.3%	0.5%	0.0%	0.8%	8.5%	0.7%	0.0%	400
03/04			23:00	0:00	50	48	66.0%	10.3%	2.1%	2.1%	0.9%	1.5%	2.4%	2.4%	0.3%	0.6%	0.3%	0.3%	0.6%	0.0%	0.9%	8.5%	0.9%	0.0%	350
05/06	05/06	Fan Kam Road	0:00	1:00	50	48	70.3%	11.3%	1.1%	1.1%	0.7%	0.7%	1.4%	1.4%	0.0%	0.7%	0.3%	0.0%	0.7%	0.0%	0.7%	9.2%	0.4%	0.0%	300
05/06			1:00	2:00	50	49	72.5%	11.1%	1.3%	1.3%	0.5%	0.9%	1.7%	0.0%	0.0%	0.9%	0.0%	0.0%	0.5%	0.0%	0.0%	9.4%	0.0%	0.0%	200
05/06			2:00	3:00	50	49	73.4%	11.5%	1.2%	1.2%	0.0%	1.2%	1.8%	0.0%	0.0%	0.5%	0.0%	0.0%	0.0%	0.0%	0.0%	9.2%	0.0%	0.0%	200
05/06			3:00	4:00	50	49	73.5%	11.4%	1.4%	1.4%	0.0%	0.8%	2.2%	0.0%	0.0%	0.0%	0.0%	0.0%	0.0%	0.0%	0.0%	9.3%	0.0%	0.0%	100
05/06			4:00	5:00	50	49	73.3%	11.2%	1.7%	1.7%	0.0%	0.9%	1.7%	0.0%	0.0%	0.0%	0.0%	0.0%	0.0%	0.0%	0.0%	9.5%	0.0%	0.0%	100
05/06			5:00	6:00	50	49	71.5%	11.2%	1.7%	1.7%	0.0%	0.9%	1.7%	1.7%	0.0%	0.0%	0.0%	0.0%	0.0%	0.0%	0.0%	9.5%	0.0%	0.0%	100
05/06			6:00	7:00	50	49	70.2%	10.9%	1.3%	1.3%	0.5%	0.9%	1.8%	1.8%	0.0%	0.9%	0.0%	0.0%	0.5%	0.0%	0.9%	9.2%	0.0%	0.0%	200
05/06			7:00	8:00	50	46	69.9%	10.9%	1.4%	1.2%	0.5%	0.9%	1.5%	1.5%	0.3%	0.7%	0.3%	0.3%	0.5%	0.0%	0.7%	9.1%	0.3%	0.0%	600
05/06			8:00	9:00	50	39	70.4%	11.0%	1.3%	1.2%	0.5%	0.8%	1.4%	1.5%	0.2%	0.6%	0.4%	0.3%	0.5%	0.0%	0.6%	9.0%	0.5%	0.0%	1,050
05/06			9:00	10:00	50	42	70.5%	10.9%	1.3%	1.2%	0.4%	0.8%	1.3%	1.4%	0.2%	0.6%	0.4%	0.3%	0.4%	0.0%	0.6%	9.1%	0.4%	0.0%	950
05/06			10:00	11:00	50	42	70.5%	11.1%	1.3%	1.2%	0.4%	0.8%	1.3%	1.4%	0.2%	0.5%	0.4%	0.3%	0.4%	0.0%	0.5%	9.0%	0.4%	0.0%	950
05/06			11:00	12:00	50	42	70.5%	11.0%	1.2%	1.1%	0.5%	0.8%	1.4%	1.5%	0.2%	0.6%	0.5%	0.3%	0.5%	0.0%	0.6%	9.1%	0.5%	0.0%	850
05/06			12:00	13:00	50	44	70.4%	11.1%	1.3%	1.2%	0.5%	0.7%	1.5%	1.5%	0.3%	0.5%	0.4%	0.3%	0.5%	0.0%	0.5%	9.1%	0.4%	0.0%	750
05/06			13:00	14:00	50	45	68.4%	10.6%	1.8%	1.7%	0.7%	1.0%	2.0%	1.8%	0.3%	0.6%	0.4%	0.3%	0.4%	0.0%	0.7%	8.8%	0.6%	0.0%	750
05/06			14:00	15:00	50	43	68.5%	10.5%	1.8%	1.7%	0.6%	1.0%	2.0%	1.8%	0.3%	0.5%	0.5%	0.3%	0.5%	0.0%	0.6%	8.9%	0.5%	0.0%	750
05/06			15:00	16:00	50	43	68.6%	10.7%	1.7%	1.6%	0.6%	1.0%	1.9%	1.8%	0.2%	0.6%	0.5%	0.2%	0.5%	0.0%	0.7%	8.8%	0.6%	0.0%	850
05/06			16:00	17:00	50	42	68.5%	10.6%	1.7%	1.6%	0.6%	0.9%	2.0%	1.9%	0.2%	0.6%	0.5%	0.2%	0.5%	0.0%	0.7%	8.9%	0.6%	0.0%	850
05/06			17:00	18:00	50	41	68.6%	10.7%	1.7%	1.6%	0.6%	1.0%	1.9%	1.8%	0.2%	0.5%	0.4%	0.2%	0.4%	0.0%	0.6%	8.9%	0.6%	0.0%	950
05/06			18:00	19:00	50	42	68.5%	10.6%	1.8%	1.7%	0.7%	1.0%	2.1%	1.8%	0.2%	0.6%	0.5%	0.2%	0.5%	0.0%	0.7%	8.8%	0.5%	0.0%	900
05/06			19:00	20:00	50	42	68.6%	10.7%	1.7%	1.5%	0.6%	0.9%	2.0%	1.8%	0.2%	0.6%	0.5%	0.2%	0.5%	0.0%	0.7%	8.9%	0.6%	0.0%	850
05/06			20:00	21:00	50	45	68.4%	10.6%	1.7%	1.7%	0.6%	1.1%	2.0%	1.8%	0.3%	0.6%	0.4%	0.3%	0.4%	0.0%	0.7%	8.8%	0.6%	0.0%	650
05/06			21:00	22:00	50	47	68.2%	10.6%	1.7%	1.7%	0.8%	1.0%	2.1%	1.7%	0.4%	0.6%	0.4%	0.4%	0.4%	0.0%	0.8%	8.7%	0.6%	0.0%	550
05/06			22:00	23:00	50	47	68.4%	10.4%	1.7%	1.7%	0.8%	0.9%	1.9%	1.8%	0.4%	0.6%	0.4%	0.4%	0.4%	0.0%	0.8%	8.9%	0.6%	0.0%	500
05/06			23:00	0:00	50	47	68.7%	10.8%	1.6%	1.6%	0.7%	0.9%	1.8%	1.7%	0.2%	0.5%	0.5%	0.2%	0.5%	0.0%	0.7%	8.9%	0.7%	0.0%	400
07/08	07/08	Fan Kam Road	0:00	1:00	50	47	70.1%	10.7%	1.7%	1.2%	0.5%	0.7%	1.7%	1.0%	0.0%	0.5%	0.5%	0.5%	0.5%	0.0%	1.0%	9.0%	0.5%	0.0%	400
07/08			1:00	2:00	50	48	71.4%	11.1%	1.4%	1.4%	0.6%	0.8%	1.7%	0.0%	0.0%	0.6%	0.6%	0.0%	0.6%	0.0%	0.0%	9.3%	0.6%	0.0%	350
07/08			2:00	3:00	50	48	71.4%	11.2%	1.5%	1.2%	0.8%	0.8%	1.5%	0.0%	0.0%	0.8%	0.8%	0.0%	0.8%	0.0%	0.0%	8.9%	0.4%	0.0%	300
07/08			3:00	4:00	50	49	71.9%	11.1%	1.5%	1.5%	0.5%	1.0%	1.9%	0.0%	0.0%	1.0%	0.0%	0.0%	0.0%	0.0%	0.0%	9.2%	0.5%	0.0%	200
07/08			4:00	5:00	50	49	72.1%	11.2%	1.8%	1.2%	0.6%	1.2%	1.8%	0.0%	0.0%	1.2%	0.0%	0.0%	0.0%	0.0%	0.0%	8.9%	0.0%	0.0%	200
07/08			5:00	6:00	50	49	70.3%	11.0%	1.8%	1.2%	0.6%	1.2%	1.8%	1.2%	0.0%	1.2%	0.0%	0.0%	0.0%	0.0%	1.2%	8.7%	0.0%	0.0%	200
07/08			6:00	7:00	50	48	69.7%	10.8%	1.5%	1.5%	0.6%	0.9%	1.5%	1.2%	0.0%	0.6%	0.6%	0.0%	0.6%	0.0%	0.9%	9.0%	0.6%	0.0%	300
07/08			7:00	8:00	50	42	69.9%	10.9%	1.5%	1.3%	0.6%	0.8%	1.5%	1.0%	0.2%	0.7%	0.5%	0.2%	0.5%	0.0%	0.9%	8.9%	0.6%	0.0%	850
07/08			8:00	9:00	50	32	69.8%	10.8%	1.6%	1.4%	0.5%	0.9%	1.6%	1.1%	0.1%	0.7%	0.4%	0.3%	0.4%	0.0%	0.9%	8.9%	0.5%	0.0%	1,500
07/08			9:00	10:00	50	34	69.7%	10.8%	1.5%	1.4%	0.5%	0.9%	1.6%	1.1%	0.2%	0.7%	0.5%	0.3%	0.5%	0.0%	1.0%	9.0%	0.5%	0.0%	1,350
07/08			10:00	11:00	50	34	69.8%	10.8%	1.5%	1.3%	0.5%	0.9%	1.6%	1.1%	0.2%	0.7%	0.4%	0.3%	0.4%	0.0%	1.0%	8.9%	0.5%	0.0%	1,350
07/08			11:00	12:00	50	35	69.6%	10.8%	1.6%	1.3%	0.5%	0.9%	1.6%	1.1%	0.2%	0.7%	0.5%	0.3%	0.5%	0.0%	0.9%	8.9%	0.5%	0.0%	1,300
07/08			12:00	13:00	50	38	69.9%	10.8%	1.5%	1.3%	0.5%	0.9%	1.6%	1.1%	0.2%	0.7%	0.4%	0.3%	0.4%	0.0%	1.0%	8.9%	0.5%	0.0%	1,100
07/08			13:00	14:00	50	39	69.7%	10.8%	1.4%	1.4%	0.6%	0.9%	1.7%	1.2%	0.2%	0.7%	0.4%	0.3%	0.4%	0.0%	0.9%	9.0%	0.5%	0.0%	1,050
07/08			14:00	15:00	50	37	69.6%	10.8%	1.5%	1.5%	0.6%	0.9%	1.7%	1.1%	0.2%	0.6%	0.3%	0.3%	0.4%	0.0%	0.9%	9.0%	0.5%	0.0%	1,150
07/08			15:00	16:00	50	36	69.5%	10.7%	1.5%	1.5%	0.6%	0.9%	1.7%	1.1%	0.2%	0.7%	0.4%	0.3%	0.5%	0.0%	0.8%	9.0%	0.6%	0.0%	1,250
07/08			16:00	17:00	50	35	69.5%	10.7%	1.5%	1.5%	0.6%	0.9%	1.7%	1.2%	0.2%	0.6%	0.4%	0.3%	0.5%	0.0%	0.9%	9.0%	0.6%	0.0%	1,250
07/08			17:00	18:00	50	34	69.6%	10.8%	1.5%	1.5%	0.6%	0.9%	1.8%	1.1%	0.1%	0.7%	0.4%	0.3%	0.4%	0.0%	0.9%	9.0%	0.5%	0.0%	1,350
07/08			18:00	19:00	50	33	69.6%	10.8%	1.5%	1.5%	0.6%	0.9%	1.7%	1.1%	0.1%	0.6%	0.4%	0.3%	0.4%	0.0%	0.9%	9.0%	0.6%	0.0%	1,400
07/08			19:00	20:00	50	36	69.6%	10.7%	1.5%	1.5%	0.6%	0.9%	1.7%	1.1%	0.2%	0.6%	0.4%	0.3%	0.5%	0.0%	0.9%	9.0%	0.6%	0.0%	1,250
07/08			20:00	21:00	50	41	69.8%	10.8%	1.5%	1.5%	0.5%	0.9%	1.7%	1.1%	0.2%	0.6%	0.3%	0.2%	0.4%	0.0%	0.8%	9.0%	0.5%	0.0%	950
07/08			21:00	22:00	50	44	69.2%	10.6%	1.6%	1.6%	0.7%	0.9%	1.7%	1.2%	0.3%	0.7%	0.4%	0.3%	0.5%	0.0%	0.9%	8.9%	0.7%	0.0%	750
07/08			22:00	23:00	50	44	69.1%	10.7%	1.6%	1.6%	0.7%	0.9%	1.7%	1.2%	0.3%	0.7%	0.4%	0.3%	0.5%	0.0%	0.9%	9.0%	0.5%	0.0%	750
07/08			23:00	0:00	50	46	69.8%	10.7%	1.6%	1.6%	0.5%	0.8%	1.9%	1.1%	0.0%	0.6%	0.3%	0.3%	0.3%	0.0%	0.8%	9.1%	0.5%	0.0%	600
09/10	09/10	Fan Kam Road	0:00	1:00	50	49	64.5%	10.0%	2.2%	2.2%	0.9%	1.3%	2.7%	1.3%	0.0%	0.5%	0.3%	0.3%	0.3%	0.0%	4.3%	8.3%	0.8%	0.0%	650
09/10			1:00	2:00	50	49	68.3%	10.8%	2.3%	2.1%	1.0%	1.3%	2.7%	0.0%	0.0%	0.6%	0.4%	0.4%	0.4%	0.0%	0.0%	8.8%	1.0%	0.0%	500
09/10			2:00	3:00	50	49	68.2%	10.6%	2.3%	2.3%	0.8%	1.3%	2.8%	0.0%	0.0%	0.5%	0.5%	0.5%	0.5%	0.0%	0.0%	8.8%	0.8%	0.0%	400
09/10			3:00	4:00	50	49	68.5%	10.7%	2.6%	1.9%	1.0%	1.3%	2.6%	0.0%	0.0%	0.6%	0.6%	0.0%	0.6%	0.0%	0.0%	8.7%	1.0%	0.0%	300
09/10			4:00	5:00	50	50	68.3%	10.6%	2.4%	2.4%	0.8%	1.2%	2.9%	0.0%	0.0%	0.8%	0.0%	0.0%	0.8%	0.0%	0.0%	9.0%	0.8%	0.0%	250
09/10			5:00	6:00	50	49	64.5%	10.1%	2.2%	2.2%	0.8%	1.1%	2.6%	1.5%	0.0%	0.8%	0.0%	0.0%	0.8%	0.0%	4.5%	8.3%	0.8%	0.0%	300
09/10			6:00	7:00	50	49	64.6%	9.9%	2.3%	2.1%	1.0%	1.2%	2.5%	1.2%	0.0%	0.6%	0.4%	0.4%	0.4%	0.0%	4.5%	8.3%	0.8%	0.0%	500
09/10			7:00	8:00	50	47	64.5%	10.0%	2.3%	2.1%	0.8%	1.3%	2.6%	1.2%	0.1%	0.5%	0.3%	0.3%	0.4%	0.0%	4.4%	8.3%	0.8%	0.0%	1,300
09/10			8:00	9:00	50	44	64.5%	10.0%	2.3%	2.1%	0.9%	1.3%	2.6%	1.2%	0.1%	0.5%	0.3%	0.3%	0.4%	0.0%	4.3%	8.3%	0.8%	0.0%	2,300
09/10			9:00	10:00	50	46	64.5%	10.0%	2.3%	2.2%	0.8%	1.3%	2.6%	1.2%	0.1%	0.5%	0.3%	0.3%	0.4%	0.0%	4.4%	8.3%	0.8%	0.0%	2,000
09/10			10:00	11:00	50	46	64.5%	10.0%	2.3%	2.2%	0.8%	1.3%	2.6%	1.2%	0.1%	0.5%	0.3%	0.3%	0.4%	0.0%	4.4%	8.3%	0.8%	0.0%	2,000
09/10			11:00	12:00	50	46	64.5%	10.0%	2.3%	2.1%	0.9%	1.3%	2.6%	1.2%	0.1%	0.5%	0.4%	0.3%	0.4%	0.0%	4.3%	8.3%	0.8%	0.0%	1,950
09/10			12:00	13:00	50	46	64.4%	10.1%	2.3%	2.1%	0.8%	1.3%	2.6%	1.2%	0.1%	0.5%	0.3%	0.2%	0.5%	0.0%	4.3%	8.2%	0.8%	0.0%	1,650
09/10			13:00	14:00	50	47	68.1%	10.6%	1.1%	1.1%	0.4%	0.6%	1.2%	1.3%	0.1%	0.6%	0.4%	0.2%	0.5%	0.0%	4.7%	8.8%	0.4%	0.0%	1,600
09/10			14:00	15:00	50	46	68.3%	10.6%	1.1%	1.1%	0.4%	0.6%	1.2%	1.3%	0.1%	0.6%	0.3%	0.3%	0.4%	0.0%	4.6%	8.8%	0.4%	0.0%	1,750
09/10			15:00	16:00	50	46	68.3%	10.6%	1.0%	1.0%	0.4%	0.6%	1.2%	1.3%	0.1%	0.5%	0.4%	0.3%	0.5%	0.0%	4.6%	8.7%	0.4%	0.0%	1,850
09/10			16:00	17:00	50	46	68.2%	10.6%	1.0%	1.0%	0.4%	0.6%	1.2%	1.3%	0.1%	0.6%	0.4%	0.3%	0.5%	0.0%	4.7%	8.7%	0.4%	0.0%	1,900
09/10			17:00	18:00	50	46	68.2%	10.6%	1.0%	1.0%	0.4%	0.6%	1.2%	1.3%	0.1%	0.6%	0.4%	0.3%	0.5%	0.0%	4.7%	8.7%	0.4%	0.0%	2,050
09/10			18:00	19:00	50	45	68.2%	10.6%	1.0%	1.0%	0.4%	0.6%	1.2%	1.3%	0.1%	0.6%	0.4%	0.3%	0.5%	0.0%	4.7%	8.7%	0.4%	0.0%	2,050
09/10			19:00	20:00	50	46	68.2%	10.6%	1.0%	1.0%	0.4%	0.6%	1.2%	1.3%	0.1%	0.5%	0.4%	0.3%	0.5%	0.0%	4.7%	8.7%	0.4%	0.0%	1,850
09/10			20:00	21:00	50	47	68.3%	10.6%	1.0%	1.0%	0.4%	0.6%	1.2%	1.3%	0.1%	0.5%	0.4%	0.3%	0.5%	0.0%	4.7%	8.8%	0.4%	0.0%	1,500
09/10			21:00	22:00	50	48	68.2%	10.6%	1.0%	1.0%	0.4%	0.6%	1.3%	1.3%	0.2%	0.6%	0.3%	0.3%	0.5%	0.0%	4.7%	8.7%	0.3%	0.0%	1,100
09/10			22:00	23:00	50	48	68.1%	10.6%	1.0%	1.0%	0.4%	0.6%	1.3%	1.3%	0.2%	0.6%	0.3%	0.3%	0.5%	0.0%	4.7%	8.8%	0.3%	0.0%	1,100
09/10			23:00	0:00	50	48	68.3%	10.6%	1.0%	1.0%	0.4%	0.6%	1.1%	1.4%	0.0%	0.5%	0.4%	0.2%	0.4%	0.0%	4.8%	8.7%	0.4%	0.0%	950

2029 Operation	Link	Road	1-hour interval		Speed	Travel	Vehicle Composition																		Traffic
	ID	Section	Start	End	Limit (km/hr)	Speed (km/hr)	PC	TAXI	LGV3	LGV4	LGV6	HGV7	HGV8	PLB	PV4	PV5	NFB6	NFB7	NFB8	FBSD	FBDD	MC	HGV9	NFB9	Flows (veh/hr)
11	11	Fan Kam Road	0:00	1:00	50	49	66.1%	10.4%	2.0%	1.8%	0.7%	1.1%	2.2%	0.9%	0.0%	0.7%	0.4%	0.2%	0.4%	0.0%	4.0%	8.6%	0.7%	0.0%	450
11			1:00	2:00	50	49	69.7%	10.7%	2.2%	1.9%	0.8%	1.1%	2.2%	0.0%	0.0%	0.6%	0.3%	0.3%	0.6%	0.0%	0.0%	9.0%	0.8%	0.0%	350
11			2:00	3:00	50	49	69.6%	10.9%	2.2%	1.8%	0.7%	1.1%	2.2%	0.0%	0.0%	0.7%	0.4%	0.4%	0.4%	0.0%	0.0%	9.1%	0.7%	0.0%	300
11			3:00	4:00	50	49	69.1%	10.8%	2.2%	1.8%	0.9%	1.4%	2.2%	0.0%	0.0%	0.5%	0.5%	0.5%	0.5%	0.0%	0.0%	9.0%	0.9%	0.0%	200
11			4:00	5:00	50	50	69.4%	10.9%	2.2%	2.2%	0.6%	1.1%	2.7%	0.0%	0.0%	0.6%	0.6%	0.0%	0.6%	0.0%	0.0%	8.7%	0.6%	0.0%	200
11			5:00	6:00	50	50	66.5%	10.1%	2.1%	2.1%	0.5%	1.1%	2.1%	1.1%	0.0%	0.5%	0.5%	0.0%	0.5%	0.0%	3.7%	8.5%	0.5%	0.0%	200
11			6:00	7:00	50	49	66.5%	10.2%	1.9%	1.9%	0.8%	1.1%	2.2%	0.8%	0.0%	0.6%	0.3%	0.3%	0.3%	0.0%	3.9%	8.5%	0.8%	0.0%	350
11			7:00	8:00	50	47	66.3%	10.3%	2.0%	1.9%	0.7%	1.1%	2.2%	0.9%	0.1%	0.5%	0.3%	0.2%	0.4%	0.0%	3.9%	8.6%	0.6%	0.0%	950
11			8:00	9:00	50	45	66.3%	10.3%	2.0%	1.9%	0.8%	1.1%	2.2%	0.8%	0.1%	0.6%	0.4%	0.2%	0.4%	0.0%	3.9%	8.5%	0.7%	0.0%	1,700
11			9:00	10:00	50	46	66.3%	10.3%	2.0%	1.9%	0.8%	1.1%	2.2%	0.8%	0.1%	0.6%	0.3%	0.2%	0.4%	0.0%	3.9%	8.6%	0.7%	0.0%	1,450
11			10:00	11:00	50	46	66.3%	10.3%	2.0%	1.9%	0.8%	1.1%	2.2%	0.8%	0.1%	0.6%	0.3%	0.2%	0.4%	0.0%	3.9%	8.5%	0.7%	0.0%	1,450
11			11:00	12:00	50	46	66.3%	10.3%	2.0%	1.8%	0.8%	1.1%	2.2%	0.8%	0.1%	0.6%	0.4%	0.2%	0.4%	0.0%	3.9%	8.6%	0.7%	0.0%	1,400
11			12:00	13:00	50	47	66.4%	10.3%	2.0%	1.8%	0.7%	1.1%	2.2%	0.8%	0.1%	0.6%	0.3%	0.3%	0.4%	0.0%	3.9%	8.5%	0.7%	0.0%	1,200
11			13:00	14:00	50	47	68.3%	10.6%	1.1%	1.1%	0.4%	0.6%	1.3%	1.0%	0.1%	0.6%	0.4%	0.2%	0.4%	0.0%	4.7%	8.8%	0.4%	0.0%	1,150
11			14:00	15:00	50	47	68.4%	10.6%	1.1%	1.0%	0.4%	0.6%	1.3%	1.0%	0.1%	0.6%	0.3%	0.2%	0.4%	0.0%	4.8%	8.7%	0.4%	0.0%	1,250
11			15:00	16:00	50	47	68.2%	10.6%	1.1%	1.1%	0.5%	0.7%	1.4%	1.0%	0.1%	0.7%	0.4%	0.2%	0.5%	0.0%	4.7%	8.7%	0.4%	0.0%	1,350
11			16:00	17:00	50	46	68.2%	10.6%	1.2%	1.1%	0.4%	0.7%	1.3%	1.0%	0.1%	0.7%	0.4%	0.2%	0.4%	0.0%	4.7%	8.7%	0.4%	0.0%	1,400
11			17:00	18:00	50	46	68.4%	10.6%	1.1%	1.1%	0.4%	0.6%	1.3%	1.0%	0.1%	0.6%	0.3%	0.2%	0.4%	0.0%	4.8%	8.8%	0.4%	0.0%	1,500
11			18:00	19:00	50	46	68.3%	10.6%	1.1%	1.1%	0.4%	0.6%	1.3%	1.0%	0.1%	0.6%	0.4%	0.2%	0.4%	0.0%	4.8%	8.7%	0.4%	0.0%	1,400
11			19:00	20:00	50	46	68.3%	10.6%	1.1%	1.0%	0.4%	0.7%	1.3%	1.0%	0.1%	0.7%	0.4%	0.2%	0.4%	0.0%	4.7%	8.7%	0.4%	0.0%	1,350
11			20:00	21:00	50	47	68.3%	10.6%	1.1%	1.0%	0.5%	0.7%	1.3%	1.0%	0.1%	0.7%	0.4%	0.2%	0.5%	0.0%	4.8%	8.7%	0.4%	0.0%	1,050
11			21:00	22:00	50	48	68.2%	10.6%	1.2%	1.1%	0.5%	0.6%	1.3%	1.0%	0.1%	0.6%	0.4%	0.2%	0.5%	0.0%	4.8%	8.7%	0.4%	0.0%	850
11			22:00	23:00	50	48	68.2%	10.6%	1.1%	1.1%	0.5%	0.6%	1.3%	1.0%	0.1%	0.6%	0.4%	0.2%	0.5%	0.0%	4.7%	8.7%	0.4%	0.0%	850
11			23:00	0:00	50	48	68.4%	10.5%	1.2%	1.0%	0.4%	0.6%	1.3%	1.0%	0.0%	0.6%	0.3%	0.2%	0.4%	0.0%	4.8%	8.8%	0.4%	0.0%	700
12	12	Fan Kam Road	0:00	1:00	50	49	65.1%	10.1%	1.7%	1.7%	0.7%	1.0%	1.9%	1.0%	0.0%	0.7%	0.2%	0.2%	0.5%	0.0%	6.0%	8.4%	0.7%	0.0%	400
12			1:00	2:00	50	49	70.3%	11.0%	1.8%	1.8%	0.6%	0.9%	2.1%	0.0%	0.0%	0.6%	0.3%	0.3%	0.3%	0.0%	0.0%	9.2%	0.6%	0.0%	350
12			2:00	3:00	50	49	69.8%	10.9%	2.0%	1.6%	0.8%	1.2%	2.0%	0.0%	0.0%	0.8%	0.4%	0.4%	0.4%	0.0%	0.0%	8.9%	0.8%	0.0%	250
12			3:00	4:00	50	50	70.7%	11.1%	2.0%	1.5%	0.5%	1.0%	2.0%	0.0%	0.0%	0.5%	0.5%	0.0%	0.5%	0.0%	0.0%	9.1%	0.5%	0.0%	200
12			4:00	5:00	50	50	70.1%	11.0%	1.8%	1.8%	0.6%	1.2%	1.8%	0.0%	0.0%	0.6%	0.6%	0.0%	0.6%	0.0%	0.0%	9.2%	0.6%	0.0%	150
12			5:00	6:00	50	50	65.1%	10.3%	1.7%	1.7%	0.6%	1.1%	1.7%	1.1%	0.0%	0.6%	0.6%	0.0%	0.6%	0.0%	5.7%	8.6%	0.6%	0.0%	200
12			6:00	7:00	50	49	65.6%	10.2%	1.8%	1.5%	0.6%	0.9%	2.1%	0.9%	0.0%	0.6%	0.3%	0.3%	0.3%	0.0%	6.0%	8.4%	0.6%	0.0%	350
12			7:00	8:00	50	48	65.1%	10.1%	1.7%	1.6%	0.7%	1.0%	2.0%	1.0%	0.1%	0.7%	0.4%	0.2%	0.5%	0.0%	5.9%	8.4%	0.6%	0.0%	850
12			8:00	9:00	50	46	65.3%	10.2%	1.8%	1.6%	0.6%	1.0%	2.0%	1.0%	0.1%	0.6%	0.4%	0.2%	0.4%	0.0%	5.9%	8.4%	0.6%	0.0%	1,400
12			9:00	10:00	50	46	65.3%	10.1%	1.7%	1.7%	0.6%	1.0%	2.0%	1.0%	0.1%	0.6%	0.4%	0.2%	0.5%	0.0%	5.9%	8.4%	0.6%	0.0%	1,350
12			10:00	11:00	50	46	65.3%	10.2%	1.8%	1.7%	0.6%	1.0%	1.9%	1.0%	0.1%	0.6%	0.4%	0.2%	0.5%	0.0%	5.9%	8.4%	0.6%	0.0%	1,350
12			11:00	12:00	50	46	65.3%	10.2%	1.8%	1.6%	0.6%	1.0%	1.9%	1.0%	0.1%	0.6%	0.4%	0.2%	0.4%	0.0%	5.9%	8.4%	0.6%	0.0%	1,300
12			12:00	13:00	50	47	65.3%	10.2%	1.8%	1.6%	0.6%	1.0%	1.9%	1.0%	0.1%	0.6%	0.4%	0.2%	0.5%	0.0%	5.9%	8.4%	0.6%	0.0%	1,100
12			13:00	14:00	50	47	66.9%	10.4%	1.3%	1.2%	0.5%	0.8%	1.4%	1.0%	0.1%	0.6%	0.4%	0.3%	0.4%	0.0%	5.8%	8.5%	0.5%	0.0%	1,050
12			14:00	15:00	50	47	67.1%	10.4%	1.3%	1.2%	0.5%	0.8%	1.5%	1.0%	0.1%	0.5%	0.4%	0.3%	0.4%	0.0%	5.8%	8.5%	0.4%	0.0%	1,150
12			15:00	16:00	50	47	67.1%	10.4%	1.3%	1.2%	0.5%	0.7%	1.5%	1.0%	0.1%	0.6%	0.3%	0.3%	0.4%	0.0%	5.8%	8.5%	0.4%	0.0%	1,200
12			16:00	17:00	50	47	67.2%	10.4%	1.3%	1.2%	0.5%	0.7%	1.4%	1.0%	0.1%	0.6%	0.3%	0.2%	0.4%	0.0%	5.8%	8.5%	0.5%	0.0%	1,250
12			17:00	18:00	50	46	67.0%	10.4%	1.3%	1.3%	0.4%	0.7%	1.5%	1.0%	0.1%	0.5%	0.4%	0.3%	0.4%	0.0%	5.8%	8.5%	0.4%	0.0%	1,350
12			18:00	19:00	50	46	67.1%	10.4%	1.3%	1.2%	0.5%	0.8%	1.4%	1.0%	0.1%	0.5%	0.3%	0.3%	0.4%	0.0%	5.8%	8.5%	0.5%	0.0%	1,450
12			19:00	20:00	50	47	67.1%	10.4%	1.3%	1.2%	0.5%	0.7%	1.5%	1.0%	0.1%	0.6%	0.3%	0.2%	0.4%	0.0%	5.8%	8.5%	0.5%	0.0%	1,250
12			20:00	21:00	50	47	67.1%	10.4%	1.3%	1.2%	0.5%	0.7%	1.5%	0.9%	0.1%	0.5%	0.3%	0.3%	0.4%	0.0%	5.8%	8.5%	0.4%	0.0%	1,000
12			21:00	22:00	50	48	67.1%	10.4%	1.3%	1.2%	0.5%	0.8%	1.4%	0.9%	0.1%	0.5%	0.4%	0.3%	0.4%	0.0%	5.7%	8.5%	0.5%	0.0%	750
12			22:00	23:00	50	48	67.0%	10.4%	1.3%	1.2%	0.5%	0.8%	1.5%	0.9%	0.1%	0.5%	0.4%	0.3%	0.4%	0.0%	5.8%	8.4%	0.4%	0.0%	750
12			23:00	0:00	50	48	67.2%	10.4%	1.3%	1.3%	0.5%	0.8%	1.4%	1.0%	0.0%	0.5%	0.3%	0.3%	0.5%	0.0%	5.7%	8.5%	0.5%	0.0%	650
13/14	13/14	Castle Peak Road - Kwu Tung	0:00	1:00	50	30	64.8%	9.9%	2.7%	2.7%	1.0%	1.5%	3.2%	0.0%	0.0%	0.5%	0.5%	0.2%	0.5%	0.0%	3.6%	8.3%	0.7%	0.0%	450
13/14			1:00	2:00	50	30	67.3%	10.4%	2.7%	2.7%	0.9%	1.5%	3.3%	0.0%	0.0%	0.6%	0.6%	0.0%	0.6%	0.0%	0.0%	8.6%	0.9%	0.0%	350
13/14			2:00	3:00	50	30	67.2%	10.7%	3.1%	2.3%	1.1%	1.5%	3.1%	0.0%	0.0%	0.8%	0.4%	0.0%	0.4%	0.0%	0.0%	8.7%	0.8%	0.0%	250
13/14			3:00	4:00	50	30	67.0%	10.8%	3.1%	2.6%	1.0%	1.6%	3.1%	0.0%	0.0%	1.0%	0.0%	0.0%	0.4%	0.0%	0.0%	8.3%	1.0%	0.0%	200
13/14			4:00	5:00	50	30	68.3%	10.3%	2.8%	2.8%	1.2%	1.6%	2.8%	0.0%	0.0%	0.7%	0.0%	0.0%	0.0%	0.0%	0.0%	8.4%	1.2%	0.0%	150
13/14			5:00	6:00	50	30	64.7%	9.8%	3.0%	3.0%	1.2%	1.9%	3.0%	0.0%	0.0%	0.5%	0.0%	0.0%	0.0%	0.0%	3.5%	8.1%	1.2%	0.0%	200
13/14			6:00	7:00	50	30	64.9%	10.2%	2.7%	2.4%	0.9%	1.5%	3.0%	0.0%	0.0%	0.6%	0.6%	0.0%	0.6%	0.0%	3.6%	8.1%	0.9%	0.0%	350
13/14			7:00	8:00	50	28	64.4%	10.0%	2.9%	2.6%	1.0%	1.5%	3.1%	0.0%	0.2%	0.6%	0.3%	0.2%	0.3%	0.0%	3.6%	8.2%	1.0%	0.0%	850
13/14			8:00	9:00	50	26	64.9%	10.0%	2.7%	2.5%	0.9%	1.5%	3.0%	0.0%	0.1%	0.6%	0.4%	0.2%	0.4%	0.0%	3.7%	8.3%	0.9%	0.0%	1,350
13/14			9:00	10:00	50	27	64.5%	10.0%	2.8%	2.5%	0.9%	1.5%	3.1%	0.0%	0.1%	0.5%	0.4%	0.2%	0.5%	0.0%	3.7%	8.2%	0.9%	0.0%	1,300
13/14			10:00	11:00	50	27	64.5%	10.0%	2.8%	2.5%	0.9%	1.5%	3.1%	0.0%	0.1%	0.5%	0.4%	0.2%	0.4%	0.0%	3.7%	8.3%	0.9%	0.0%	1,300
13/14			11:00	12:00	50	27	64.5%	9.9%	2.8%	2.5%	0.9%	1.5%	3.1%	0.0%	0.2%	0.5%	0.4%	0.2%	0.4%	0.0%	3.8%	8.3%	0.9%	0.0%	1,200
13/14			12:00	13:00	50	27	64.2%	9.9%	2.8%	2.6%	1.0%	1.6%	3.1%	0.0%	0.2%	0.6%	0.4%	0.2%	0.4%	0.0%	3.8%	8.3%	0.9%	0.0%	1,050
13/14			13:00	14:00	50	28	69.5%	10.9%	1.3%	1.2%	0.4%	0.7%	1.4%	0.0%	0.2%	0.7%	0.4%	0.3%	0.5%	0.0%	3.5%	8.8%	0.4%	0.0%	1,000
13/14			14:00	15:00	50	28	69.5%	10.8%	1.2%	1.1%	0.4%	0.7%	1.4%	0.0%	0.2%	0.7%	0.4%	0.3%	0.4%	0.0%	3.5%	9.0%	0.4%	0.0%	1,100
13/14			15:00	16:00	50	27	69.6%	10.8%	1.2%	1.2%	0.4%	0.7%	1.4%	0.0%	0.2%	0.7%	0.4%	0.2%	0.5%	0.0%	3.5%	8.9%	0.4%	0.0%	1,200
13/14			16:00	17:00	50	27	69.4%	10.8%	1.2%	1.1%	0.4%	0.7%	1.4%	0.0%	0.2%	0.7%	0.4%	0.3%	0.5%	0.0%	3.5%	8.9%	0.5%	0.0%	1,200
13/14			17:00	18:00	50	27	69.4%	10.8%	1.3%	1.2%	0.4%	0.7%	1.4%	0.0%	0.1%	0.7%	0.4%	0.3%	0.5%	0.0%	3.5%	8.9%	0.4%	0.0%	1,300
13/14			18:00	19:00	50	26	69.6%	10.8%	1.2%	1.2%	0.4%	0.7%	1.4%	0.0%	0.1%	0.7%	0.4%	0.3%	0.5%	0.0%	3.5%	8.9%	0.4%	0.0%	1,400
13/14			19:00	20:00	50	27	69.4%	10.8%	1.2%	1.1%	0.4%	0.7%	1.4%	0.0%	0.2%	0.7%	0.4%	0.3%	0.5%	0.0%	3.5%	8.9%	0.5%	0.0%	1,200
13/14			20:00	21:00	50	28	69.6%	10.9%	1.1%	1.1%	0.4%	0.7%	1.3%	0.0%	0.2%	0.7%	0.4%	0.2%	0.5%	0.0%	3.4%	8.9%	0.4%	0.0%	950
13/14			21:00	22:00	50	29	69.8%	10.9%	1.2%	1.1%	0.4%	0.7%	1.3%	0.0%	0.1%	0.7%	0.4%	0.3%	0.4%	0.0%	3.4%	8.9%	0.5%	0.0%	750
13/14			22:00	23:00	50	29	69.8%	10.8%	1.2%	1.1%	0.4%	0.7%	1.4%	0.0%	0.1%	0.7%	0.4%	0.3%	0.4%	0.0%	3.5%	9.0%	0.4%	0.0%	700
13/14			23:00	0:00	50	30	70.1%	10.8%	1.1%	1.1%	0.3%	0.6%	1.5%	0.0%	0.0%	0.6%	0.3%	0.3%	0.5%	0.0%	3.4%	8.9%	0.3%	0.0%	600
15/16	15/16	Po Kin Road	0:00	1:00	50	30	68.3%	10.7%	1.1%	1.1%	0.4%	0.7%	1.1%	0.7%	0.0%	0.7%	0.4%	0.2%	0.4%	0.0%	5.0%	8.7%	0.4%	0.0%	450
15/16			1:00	2:00	50	30	72.9%	11.2%	1.1%	0.9%	0.6%	0.6%	1.4%	0.0%	0.0%	0.6%	0.6%	0.0%	0.6%	0.0%	0.0%	9.5%	0.3%	0.0%	350
15/16			2:00	3:00	50	30	72.4%	11.0%	1.1%	1.1%	0.7%	0.7%	1.5%	0.0%	0.0%	0.7%	0.4%	0.0%	0.7%	0.0%	0.0%	9.2%	0.3%	0.0%	300
15/16			3:00	4:00	50	30	73.0%	11.5%	1.3%	0.9%	0.4%	0.9%	1.3%	0.0%	0.0%	0.9%	0.0%	0.0%	0.4%	0.0%	0.0%	9.2%	0.0%	0.0%	200
15/16			4:00	5:00	50	30	73.1%	11.2%	1.1%	1.1%	0.5%	0.5%	1.7%	0.0%	0.0%	1.1%	0.0%	0.0%	0.0%	0.0%	0.0%	9.6%	0.0%	0.0%	200
15/16			5:00	6:00	50	30	68.6%	10.6%	1.1%	1.1%	0.5%	0.5%	1.6%	1.1%	0.0%	1.1%	0.0%	0.0%	0.0%	0.0%	4.9%	9.0%	0.0%	0.0%	200
15/16			6:00	7:00	50	30	68.8%	10.5%	1.1%	0.9%	0.6%	0.6%	1.4%	0.6%	0.0%	0.6%	0.6%	0.0%	0.6%	0.0%	4.8%	8.9%	0.3%	0.0%	350
15/16			7:00	8:00	50	28	68.2%	10.6%	1.1%	1.1%	0.5%	0.7%	1.2%	0.7%	0.2%	0.7%	0.4%	0.2%	0.4%	0.0%	4.8%	8.7%	0.3%	0.0%	900
15/16			8:00	9:00	50	24	68.4%	10.6%	1.1%	1.0%	0.5%	0.7%	1.2%	0.7%	0.1%	0.7%	0.4%	0.2%	0.4%	0.0%	4.8%	8.7%	0.4%	0.0%	1,650
15/16			9:00	10:00	50	25	68.2%	10.6%	1.1%	1.0%	0.5%	0.7%	1.2%	0.8%	0.1%	0.8%	0.3%	0.3%	0.4%	0.0%	4.9%	8.7%	0.3%	0.0%	1,400
15/16			10:00	11:00	50	25	68.3%	10.6%	1.1%	1.0%	0.5%	0.7%	1.2%	0.8%	0.1%	0.8%	0.3%	0.3%	0.4%	0.0%	4.9%	8.7%	0.3%	0.0%	1,400
15/16			11:00	12:00	50	26	68.4%	10.6%	1.1%	0.9%	0.5%	0.6%	1.2%	0.7%	0.1%	0.7%	0.4%	0.3%	0.4%	0.0%	5.0%	8.7%	0.4%	0.0%	1,350
15/16			12:00	13:00	50	26	68.4%	10.6%	1.1%	1.0%	0.4%	0.7%	1.2%	0.7%	0.2%	0.8%	0.3%	0.2%	0.4%	0.0%	4.8%	8.7%	0.4%	0.0%	1,150
15/16			13:00	14:00	50	27	66.3%	10.3%	1.5%	1.3%	0.6%	0.9%	1.7%	0.8%	0.2%	0.6%	0.3%	0.3%	0.4%	0.0%	5.8%	8.6%	0.4%	0.0%	1,100
15/16			14:00	15:00	50	26	66.5%	10.3%	1.5%	1.3%	0.6%	0.8%	1.6%	0.9%	0.2%	0.6%	0.3%	0.3%	0.4%	0.0%	5.8%	8.5%	0.6%	0.0%	1,200
15/16			15:00	16:00	50	26	66.5%	10.4%	1.5%	1.3%	0.5%	0.8%	1.6%	0.8%	0.1%	0.5%	0.4%	0.3%	0.5%	0.0%	5.7%	8.5%	0.5%	0.0%	1,300
15/16			16:00	17:00	50	25	66.5%	10.3%	1.5%	1.4%	0.5%	0.8%	1.6%	0.8%	0.1%	0.5%	0.4%	0.3%	0.4%	0.0%	5.7%	8.6%	0.5%	0.0%	1,300
15/16			17:00	18:00	50	25	66.5%	10.3%	1.5%	1.3%	0.5%	0.8%	1.7%	0.9%	0.1%	0.6%	0.3%	0.3%	0.4%	0.0%	5.7%	8.6%	0.5%	0.0%	1,450
15/16			18:00	19:00	50	25	66.3%	10.3%	1.5%	1.4%	0.6%	0.8%	1.6%	0.8%	0.1%	0.6%	0.4%	0.3%	0.4%	0.0%	5.9%	8.5%	0.6%	0.0%	1,350
15/16			19:00	20:00	50	26	66.5%	10.3%	1.5%	1.3%	0.5%	0.8%	1.6%	0.8%	0.1%	0.5%	0.4%	0.3%	0.4%	0.0%	5.8%	8.5%	0.5%	0.0%	1,300
15/16			20:00	21:00	50	27	66.5%	10.3%	1.5%	1.4%	0.6%	0.7%	1.6%	0.8%	0.2%	0.6%	0.4%	0.3%	0.5%	0.0%	5.8%	8.5%	0.5%	0.0%	1,000
15/16			21:00	22:00	50	28	66.4%	10.3%	1.4%	1.4%	0.6%	0.8%	1.5%	0.8%	0.2%	0.6%	0.3%	0.2%	0.5%	0.0%	5.7%	8.5%	0.6%	0.0%	800
15/16			22:00	23:00	50	28	66.3%	10.3%	1.4%	1.4%	0.6%	0.8%	1.5%	0.9%	0.2%	0.6%	0.4%	0.2%	0.5%	0.0%	5.8%	8.5%	0.5%	0.0%	800
15/16			23:00	0:00	50	29	66.4%	10.3%	1.5%	1.5%	0.6%	0.7%	1.8%	0.9%	0.2%	0.6%	0.3%	0.3%	0.4%	0.0%	5.7%	8.5%	0.4%	0.0%	650
17/18	17/18	Po Kin Road	0:00	1:00	50	30	65.1%	10.1%	1.9%	1.9%	0.8%	1.2%	2.3%	1.6%	0.0%	0.8%	0.8%	0.0%	0.8%	0.0%	3.9%	8.1%	0.8%	0.0%	300
17/18			1:00	2:00	50	30	70.3%	10.9%	2.0%	2.0%	1.0%	1.5%	2.5%	0.0%	0.0%	0.0%	0.0%	0.0%	0.0%	0.0%	0.0%	9.4%	0.5%	0.0%	200
17/18			2:00	3:00	50	30	70.6%	11.1%	2.0%	2.0%	1.3%	1.3%	2.6%	0.0%	0.0%	0.0%	0.0%	0.0%	0.0%	0.0%	0.0%	8.5%	0.7%	0.0%	200
17/18			3:00	4:00	50	30	70.5%	10.6%	2.5%	2.5%	0.8%	1.6%	2.5%	0.0%	0.0%	0.0%	0.0%	0.0%	0.0%	0.0%	0.0%	9.0%	0.0%	0.0%	100
17/18			4:00	5:00	50	30	71.7%	11.1%	2.0%	2.0%	0.0%	1.0%	3.1%	0.0%	0.0%	0.0%	0.0%	0.0%	0.0%	0.0%	0.0%	9.1%	0.0%	0.0%	100
17/18			5:00	6:00	50	30	67.3%	10.6%	1.9%	1.9%	0.0%	1.0%	2.9%	1.9%	0.0%	0.0%	0.0%	0.0%	0.0%	0.0%	3.8%	8.6%	0.0%	0.0%	100
17/18			6:00	7:00	50	30	67.2%	10.4%	2.0%	1.5%	1.0%	1.5%	2.5%	1.0%	0.0%	0.0%	0.0%	0.0%	0.0%	0.0%	4.0%	8.5%	0.5%	0.0%	200
17/18			7:00	8:00	50	27	65.3%	10.1%	2.1%	1.9%	0.7%	1.1%	2.4%	1.5%	0.4%	0.4%	0.4%	0.4%	0.4%	0.0%	4.1%	8.4%	0.6%	0.0%	400
17/18			8:00	9:00	50	24	65.5%	10.2%	2.0%	1.9%	0.8%	1.2%	2.3%	1.3%	0.2%	0.5%	0.5%	0.2%	0.5%	0.0%	4.0%	8.4%	0.7%	0.0%	750
17/18			9:00	10:00	50	24	65.2%	10.2%	2.1%	2.0%	0.9%	1.2%	2.2%	1.3%	0.2%	0.5%	0.5%	0.2%	0.5%	0.0%	4.0%	8.4%	0.7%	0.0%	700
17/18			10:00	11:00	50	24	65.3%	10.1%	2.1%	1.9%	0.8%	1.2%	2.2%	1.3%	0.2%	0.5%	0.5%	0.2%	0.5%	0.0%	4.0%	8.3%	0.7%	0.0%	700
17/18			11:00	12:00	50	25	65.2%	10.2%	2.0%	1.9%	0.9%	1.3%	2.2%	1.2%	0.3%	0.5%	0.5%	0.3%	0.5%	0.0%	4.0%	8.3%	0.8%	0.0%	700
17/18			12:00	13:00	50	26	65.1%	10.0%	2.0%	1.9%	0.7%	1.2%	2.3%	1.5%	0.3%	0.6%	0.6%	0.3%	0.6%	0.0%	4.1%	8.3%	0.7%	0.0%	600
17/18			13:00	14:00	50	26	63.8%	10.1%	2.5%	2.2%	1.0%	1.4%	2.7%	1.2%	0.3%	0.3%	0.3%	0.3%	0.3%	0.0%	4.5%	8.2%	0.8%	0.0%	550
17/18			14:00	15:00	50	26	63.7%	9.9%	2.5%	2.2%	0.8%	1.3%	2.6%	1.4%	0.3%	0.6%	0.6%	0.3%	0.6%	0.0%	4.5%	8.1%	0.8%	0.0%	600
17/18			15:00	16:00	50	25	63.5%	9.9%	2.5%	2.3%	0.9%	1.3%	2.8%	1.3%	0.3%	0.5%	0.5%	0.3%	0.5%	0.0%	4.5%	8.0%	0.8%	0.0%	650
17/18			16:00	17:00	50	25	63.9%	9.9%	2.4%	2.2%	0.9%	1.4%	2.7%	1.3%	0.3%	0.5%	0.5%	0.3%	0.5%	0.0%	4.5%	8.1%	0.8%	0.0%	700
17/18			17:00	18:00	50	24	63.5%	9.8%	2.5%	2.3%	1.0%	1.3%	2.8%	1.4%	0.2%	0.5%	0.5%	0.2%	0.5%	0.0%	4.5%	8.2%	0.8%	0.0%	750
17/18			18:00	19:00	50	24	63.9%	9.9%	2.5%	2.2%	0.9%	1.3%	2.6%	1.4%	0.2%	0.5%	0.5%	0.2%	0.5%	0.0%	4.5%	8.1%	0.9%	0.0%	800
17/18			19:00	20:00	50	25	63.6%	9.9%	2.5%	2.2%	0.9%	1.4%	2.7%	1.3%	0.3%	0.5%	0.5%	0.3%	0.5%	0.0%	4.5%	8.2%	0.8%	0.0%	700
17/18			20:00	21:00	50	26	64.0%	10.1%	2.5%	2.3%	0.8%	1.3%	2.6%	1.3%	0.3%	0.3%	0.3%	0.3%	0.3%	0.0%	4.5%	8.1%	0.8%	0.0%	500
17/18			21:00	22:00	50	28	63.6%	9.8%	2.3%	2.3%	1.0%	1.3%	2.7%	1.3%	0.4%	0.4%	0.4%	0.4%	0.4%	0.0%	4.6%	8.2%	0.8%	0.0%	400
17/18			22:00	23:00	50	28	63.6%	10.0%	2.3%	2.3%	1.1%	1.3%	2.8%	1.3%	0.4%	0.4%	0.4%	0.4%	0.4%	0.0%	4.5%	8.1%	0.6%	0.0%	400
17/18			23:00	0:00	50	28	63.9%	9.8%	2.6%	2.3%	0.8%	1.3%	2.8%	1.6%	0.0%	0.5%	0.5%	0.0%	0.5%	0.0%	4.7%	8.0%	0.8%	0.0%	400

2029 Operation	Link ID	Road Section	1-hour interval Start	End	Speed Limit (km/hr)	Travel Speed (km/hr)	Vehicle Composition PC	TAXI	LGV3	LGV4	LGV6	HGV7	HGV8	PLB	PV4	PV5	NFB6	NFB7	NFB8	FBSD	FBDD	MC	HGV9	NFB9	Traffic Flows (veh/hr)
19/20	19/20	Po Kin Road	0:00	1:00	50	***30***	61.8%	9.6%	2.1%	2.1%	1.0%	1.0%	2.1%	2.1%	0.0%	1.0%	0.0%	0.0%	0.4%	0.4%	7.3%	8.2%	1.0%	0.0%	**250**
19/20			1:00	2:00	50	***30***	70.2%	10.8%	2.7%	1.4%	1.4%	1.4%	2.7%	0.0%	0.0%	0.7%	0.0%	0.0%	0.0%	0.0%	0.0%	8.8%	0.0%	0.0%	**200**
19/20			2:00	3:00	50	***30***	68.4%	10.7%	1.8%	1.8%	1.8%	1.8%	3.6%	0.0%	0.0%	1.2%	0.0%	0.0%	0.0%	0.0%	0.0%	8.9%	0.0%	0.0%	**150**
19/20			3:00	4:00	50	***30***	70.8%	11.3%	2.3%	2.3%	0.0%	2.3%	2.3%	0.0%	0.0%	0.0%	0.0%	0.0%	0.0%	0.0%	0.0%	9.0%	0.0%	0.0%	**100**
19/20			4:00	5:00	50	***30***	70.8%	11.1%	2.8%	2.8%	0.0%	0.0%	2.8%	0.0%	0.0%	0.0%	0.0%	0.0%	0.0%	0.0%	0.0%	9.7%	0.0%	0.0%	**100**
19/20			5:00	6:00	50	***30***	63.8%	10.1%	2.5%	2.5%	0.0%	0.0%	2.5%	2.5%	0.0%	0.0%	0.0%	0.0%	0.0%	0.0%	7.4%	8.7%	0.0%	0.0%	**100**
19/20			6:00	7:00	50	***30***	62.3%	9.4%	2.5%	1.3%	1.3%	1.3%	2.5%	2.5%	0.0%	0.7%	0.0%	0.0%	0.0%	0.0%	8.1%	8.2%	0.0%	0.0%	**200**
19/20			7:00	8:00	50	***28***	61.4%	9.6%	1.9%	1.7%	1.0%	1.0%	2.4%	2.4%	0.0%	0.7%	0.5%	0.5%	0.5%	0.2%	7.6%	8.2%	0.5%	0.0%	**400**
19/20			8:00	9:00	50	***25***	61.9%	9.6%	1.9%	1.7%	0.8%	1.1%	2.2%	2.2%	0.0%	0.7%	0.3%	0.3%	0.4%	0.3%	7.9%	8.1%	0.6%	0.0%	**650**
19/20			9:00	10:00	50	***26***	62.0%	9.6%	1.9%	1.6%	0.9%	1.1%	2.2%	2.2%	0.0%	0.8%	0.3%	0.3%	0.5%	0.4%	7.7%	8.0%	0.6%	0.0%	**600**
19/20			10:00	11:00	50	***26***	61.9%	9.6%	1.9%	1.6%	0.9%	1.1%	2.2%	2.2%	0.0%	0.8%	0.3%	0.3%	0.5%	0.4%	7.7%	8.2%	0.6%	0.0%	**600**
19/20			11:00	12:00	50	***26***	61.7%	9.5%	1.9%	1.6%	1.0%	1.1%	2.1%	2.2%	0.0%	0.8%	0.3%	0.3%	0.5%	0.4%	7.9%	8.1%	0.6%	0.0%	**600**
19/20			12:00	13:00	50	***27***	62.1%	9.7%	1.9%	1.7%	0.8%	1.1%	2.1%	2.3%	0.0%	0.5%	0.4%	0.4%	0.4%	0.2%	7.8%	8.0%	0.8%	0.0%	**500**
19/20			13:00	14:00	50	***27***	61.8%	9.4%	1.6%	1.4%	0.8%	1.0%	1.8%	2.4%	0.0%	0.6%	0.4%	0.4%	0.4%	0.4%	9.0%	8.0%	0.6%	0.0%	**450**
19/20			14:00	15:00	50	***27***	62.0%	9.5%	1.6%	1.4%	0.7%	0.9%	1.7%	2.5%	0.0%	0.9%	0.4%	0.4%	0.4%	0.4%	8.8%	8.0%	0.5%	0.0%	**500**
19/20			15:00	16:00	50	***27***	61.6%	9.4%	1.7%	1.5%	0.9%	0.9%	1.9%	2.4%	0.0%	0.9%	0.3%	0.3%	0.3%	0.4%	9.0%	8.0%	0.5%	0.0%	**550**
19/20			16:00	17:00	50	***26***	61.7%	9.5%	1.7%	1.5%	0.8%	1.0%	2.0%	2.5%	0.0%	0.8%	0.3%	0.3%	0.3%	0.3%	8.9%	7.8%	0.5%	0.0%	**550**
19/20			17:00	18:00	50	***26***	62.1%	9.4%	1.7%	1.5%	0.8%	0.9%	1.9%	2.5%	0.0%	0.8%	0.3%	0.3%	0.3%	0.3%	8.9%	7.9%	0.4%	0.0%	**600**
19/20			18:00	19:00	50	***26***	62.0%	9.5%	1.7%	1.5%	0.7%	0.9%	1.9%	2.4%	0.0%	0.8%	0.3%	0.3%	0.3%	0.3%	8.9%	8.0%	0.4%	0.0%	**600**
19/20			19:00	20:00	50	***26***	61.7%	9.4%	1.7%	1.5%	0.8%	1.0%	2.0%	2.4%	0.0%	0.8%	0.3%	0.3%	0.3%	0.3%	8.9%	7.9%	0.5%	0.0%	**550**
19/20			20:00	21:00	50	***28***	62.3%	9.5%	1.7%	1.4%	0.6%	0.8%	1.6%	2.5%	0.0%	0.7%	0.4%	0.4%	0.4%	0.3%	8.8%	8.0%	0.6%	0.0%	**400**
19/20			21:00	22:00	50	***29***	62.0%	9.6%	1.6%	1.3%	0.7%	0.7%	1.5%	2.5%	0.0%	0.9%	0.5%	0.5%	0.5%	0.3%	8.8%	8.0%	0.5%	0.0%	**300**
19/20			22:00	23:00	50	***29***	61.8%	9.8%	1.6%	1.3%	0.7%	0.7%	1.5%	2.2%	0.0%	0.9%	0.5%	0.5%	0.5%	0.3%	8.9%	8.1%	0.5%	0.0%	**300**
19/20			23:00	0:00	50	***29***	62.2%	9.4%	1.7%	1.7%	0.7%	1.0%	1.7%	2.7%	0.0%	0.7%	0.0%	0.0%	0.0%	0.3%	9.1%	8.1%	0.7%	0.0%	**300**
21	21	Po Kin Road	0:00	1:00	50	***29***	50.4%	7.9%	1.6%	1.6%	0.8%	0.8%	2.4%	2.4%	0.0%	0.8%	0.0%	0.0%	0.0%	0.8%	23.6%	6.3%	0.8%	0.0%	**150**
21			1:00	2:00	50	***30***	68.4%	10.1%	2.5%	2.5%	1.3%	1.3%	2.5%	0.0%	0.0%	1.3%	0.0%	0.0%	0.0%	0.0%	0.0%	8.9%	1.3%	0.0%	**100**
21			2:00	3:00	50	***30***	68.3%	10.0%	3.3%	3.3%	1.7%	1.7%	3.3%	0.0%	0.0%	0.0%	0.0%	0.0%	0.0%	0.0%	0.0%	8.3%	0.0%	0.0%	**50**
21			3:00	4:00	50	***30***	68.8%	10.4%	2.1%	2.1%	2.1%	2.1%	4.2%	0.0%	0.0%	0.0%	0.0%	0.0%	0.0%	0.0%	0.0%	8.3%	0.0%	0.0%	**50**
21			4:00	5:00	50	***30***	67.5%	10.0%	2.5%	2.5%	0.0%	2.5%	5.0%	0.0%	0.0%	0.0%	0.0%	0.0%	0.0%	0.0%	0.0%	10.0%	0.0%	0.0%	**50**
21			5:00	6:00	50	***30***	50.0%	7.4%	1.9%	1.9%	0.0%	1.9%	3.7%	1.9%	0.0%	0.0%	0.0%	0.0%	0.0%	0.0%	24.1%	7.4%	0.0%	0.0%	**50**
21			6:00	7:00	50	***30***	50.0%	7.7%	1.9%	1.9%	1.0%	1.0%	1.9%	1.9%	0.0%	1.0%	0.0%	0.0%	0.0%	1.0%	23.1%	6.7%	1.0%	0.0%	**100**
21			7:00	8:00	50	***26***	50.0%	7.5%	1.9%	1.9%	0.8%	1.1%	2.2%	2.2%	0.0%	0.4%	0.4%	0.4%	0.4%	0.4%	23.1%	6.7%	0.8%	0.0%	**250**
21			8:00	9:00	50	***24***	49.9%	7.6%	1.9%	1.9%	0.8%	1.1%	2.2%	2.2%	0.0%	0.5%	0.3%	0.3%	0.3%	0.5%	23.2%	6.5%	0.8%	0.0%	**350**
21			9:00	10:00	50	***23***	50.1%	7.6%	2.0%	2.0%	0.7%	1.0%	2.2%	2.2%	0.0%	0.5%	0.2%	0.2%	0.2%	0.5%	23.2%	6.6%	0.7%	0.0%	**400**
21			10:00	11:00	50	***22***	49.9%	7.8%	1.9%	1.9%	0.7%	1.2%	2.2%	2.2%	0.0%	0.5%	0.2%	0.2%	0.2%	0.5%	23.2%	6.5%	0.7%	0.0%	**400**
21			11:00	12:00	50	***23***	49.9%	7.7%	2.0%	2.0%	0.8%	1.0%	2.2%	2.2%	0.0%	0.5%	0.3%	0.3%	0.3%	0.5%	23.2%	6.5%	0.8%	0.0%	**400**
21			12:00	13:00	50	***24***	49.9%	7.5%	2.0%	2.0%	0.9%	1.2%	2.3%	2.0%	0.0%	0.6%	0.3%	0.3%	0.3%	0.6%	23.2%	6.4%	0.6%	0.0%	**350**
21			13:00	14:00	50	***26***	61.1%	9.3%	1.2%	1.2%	0.6%	0.6%	1.2%	1.5%	0.3%	0.6%	0.3%	0.3%	0.3%	0.3%	13.0%	7.7%	0.3%	0.0%	**300**
21			14:00	15:00	50	***25***	61.2%	9.5%	1.1%	1.1%	0.6%	0.8%	1.4%	1.4%	0.3%	0.6%	0.3%	0.3%	0.3%	0.3%	12.9%	7.8%	0.3%	0.0%	**350**
21			15:00	16:00	50	***24***	61.4%	9.5%	1.1%	1.1%	0.5%	0.8%	1.3%	1.6%	0.3%	0.5%	0.3%	0.3%	0.3%	0.3%	13.0%	7.7%	0.3%	0.0%	**400**
21			16:00	17:00	50	***24***	61.3%	9.5%	1.0%	1.0%	0.5%	0.8%	1.3%	1.5%	0.3%	0.5%	0.3%	0.3%	0.3%	0.3%	13.1%	7.7%	0.5%	0.0%	**400**
21			17:00	18:00	50	***24***	61.0%	9.5%	1.2%	1.2%	0.5%	0.7%	1.2%	1.4%	0.2%	0.5%	0.5%	0.2%	0.5%	0.5%	13.0%	7.6%	0.5%	0.0%	**400**
21			18:00	19:00	50	***21***	61.2%	9.4%	1.1%	1.1%	0.6%	0.8%	1.3%	1.5%	0.2%	0.6%	0.4%	0.2%	0.4%	0.4%	13.0%	7.7%	0.4%	0.0%	**550**
21			19:00	20:00	50	***24***	61.4%	9.4%	1.0%	1.0%	0.5%	0.8%	1.3%	1.6%	0.3%	0.5%	0.3%	0.3%	0.3%	0.3%	13.1%	7.8%	0.3%	0.0%	**400**
21			20:00	21:00	50	***26***	61.2%	9.5%	1.0%	1.0%	0.7%	0.7%	1.3%	1.6%	0.3%	0.7%	0.3%	0.3%	0.3%	0.3%	12.8%	7.6%	0.3%	0.0%	**300**
21			21:00	22:00	50	***27***	61.3%	9.2%	1.3%	1.3%	0.4%	0.8%	1.3%	1.7%	0.0%	0.4%	0.4%	0.0%	0.4%	0.4%	13.0%	7.6%	0.4%	0.0%	**250**
21			22:00	23:00	50	***27***	61.1%	9.4%	1.3%	1.3%	0.4%	0.9%	1.3%	1.7%	0.0%	0.4%	0.4%	0.0%	0.4%	0.4%	12.8%	7.7%	0.4%	0.0%	**250**
21			23:00	0:00	50	***28***	61.7%	9.3%	1.0%	1.0%	0.5%	0.5%	1.0%	1.6%	0.0%	0.5%	0.5%	0.0%	0.5%	0.5%	13.0%	7.8%	0.5%	0.0%	**200**
22	22	Po Kin Road	0:00	1:00	50	***29***	60.8%	9.8%	1.4%	1.4%	0.7%	0.7%	1.4%	1.4%	0.0%	0.7%	0.7%	0.0%	0.7%	0.0%	11.9%	7.7%	0.7%	0.0%	**150**
22			1:00	2:00	50	***30***	70.5%	11.4%	1.9%	1.9%	1.0%	1.0%	1.9%	0.0%	0.0%	1.0%	0.0%	0.0%	0.0%	0.0%	0.0%	8.6%	1.0%	0.0%	**100**
22			2:00	3:00	50	***30***	70.9%	11.4%	1.3%	1.3%	1.3%	1.3%	2.5%	0.0%	0.0%	1.3%	0.0%	0.0%	0.0%	0.0%	0.0%	8.9%	0.0%	0.0%	**100**
22			3:00	4:00	50	***30***	71.4%	11.1%	1.6%	1.6%	0.0%	1.6%	3.2%	0.0%	0.0%	0.0%	0.0%	0.0%	0.0%	0.0%	0.0%	9.5%	0.0%	0.0%	**50**
22			4:00	5:00	50	***30***	72.6%	11.8%	2.0%	2.0%	0.0%	0.0%	2.0%	0.0%	0.0%	0.0%	0.0%	0.0%	0.0%	0.0%	0.0%	9.8%	0.0%	0.0%	**50**
22			5:00	6:00	50	***30***	62.7%	10.2%	1.7%	1.7%	0.0%	0.0%	1.7%	1.7%	0.0%	0.0%	0.0%	0.0%	0.0%	0.0%	11.9%	8.5%	0.0%	0.0%	**50**
22			6:00	7:00	50	***30***	60.9%	9.6%	1.7%	1.7%	0.9%	0.9%	1.7%	1.7%	0.0%	0.9%	0.0%	0.0%	0.0%	0.0%	12.2%	7.8%	0.0%	0.0%	**100**
22			7:00	8:00	50	***26***	61.3%	9.4%	1.4%	1.4%	0.7%	0.7%	1.7%	1.4%	0.3%	0.7%	0.3%	0.3%	0.3%	0.0%	12.1%	7.7%	0.3%	0.0%	**300**
22			8:00	9:00	50	***21***	61.3%	9.6%	1.3%	1.3%	0.6%	0.8%	1.5%	1.5%	0.2%	0.6%	0.4%	0.2%	0.4%	0.0%	12.2%	7.7%	0.6%	0.0%	**550**
22			9:00	10:00	50	***23***	61.1%	9.6%	1.3%	1.3%	0.7%	0.7%	1.5%	1.5%	0.2%	0.7%	0.4%	0.2%	0.4%	0.0%	12.3%	7.7%	0.4%	0.0%	**400**
22			10:00	11:00	50	***23***	61.2%	9.6%	1.3%	1.3%	0.7%	0.7%	1.5%	1.5%	0.2%	0.7%	0.4%	0.2%	0.4%	0.0%	12.2%	7.6%	0.4%	0.0%	**450**
22			11:00	12:00	50	***23***	61.0%	9.6%	1.4%	1.4%	0.7%	0.7%	1.6%	1.6%	0.2%	0.7%	0.5%	0.2%	0.5%	0.0%	12.1%	7.6%	0.5%	0.0%	**450**
22			12:00	13:00	50	***24***	61.2%	9.7%	1.3%	1.3%	0.5%	0.8%	1.6%	1.6%	0.3%	0.5%	0.3%	0.3%	0.3%	0.0%	12.3%	7.6%	0.5%	0.0%	**400**
22			13:00	14:00	50	***24***	57.5%	8.9%	1.7%	1.7%	0.6%	0.8%	1.9%	1.7%	0.3%	0.6%	0.6%	0.3%	0.6%	0.0%	15.3%	7.2%	0.6%	0.0%	**350**
22			14:00	15:00	50	***24***	57.5%	9.1%	1.8%	1.5%	0.8%	0.8%	2.0%	1.8%	0.3%	0.5%	0.5%	0.3%	0.5%	0.0%	15.1%	7.3%	0.5%	0.0%	**400**
22			15:00	16:00	50	***23***	57.8%	9.1%	1.7%	1.4%	0.7%	1.0%	1.9%	1.7%	0.2%	0.5%	0.5%	0.2%	0.5%	0.0%	15.3%	7.2%	0.5%	0.0%	**400**
22			16:00	17:00	50	***23***	57.6%	9.0%	1.8%	1.6%	0.7%	0.9%	1.8%	1.8%	0.2%	0.5%	0.5%	0.2%	0.5%	0.0%	15.2%	7.1%	0.5%	0.0%	**450**
22			17:00	18:00	50	***22***	57.9%	9.0%	1.7%	1.5%	0.6%	0.9%	1.7%	1.7%	0.2%	0.4%	0.4%	0.2%	0.4%	0.0%	15.2%	7.3%	0.6%	0.0%	**450**
22			18:00	19:00	50	***23***	57.7%	9.0%	1.8%	1.5%	0.7%	0.9%	1.8%	1.8%	0.2%	0.4%	0.4%	0.2%	0.4%	0.0%	15.2%	7.3%	0.7%	0.0%	**450**
22			19:00	20:00	50	***23***	57.5%	8.9%	1.9%	1.6%	0.7%	0.9%	1.9%	1.9%	0.2%	0.5%	0.5%	0.2%	0.5%	0.0%	15.2%	7.2%	0.5%	0.0%	**450**
22			20:00	21:00	50	***25***	58.1%	9.0%	1.8%	1.5%	0.6%	0.9%	1.8%	1.8%	0.3%	0.3%	0.3%	0.3%	0.3%	0.0%	15.3%	7.2%	0.6%	0.0%	**350**
22			21:00	22:00	50	***27***	57.6%	9.1%	1.9%	1.5%	0.8%	0.8%	1.9%	1.9%	0.4%	0.4%	0.4%	0.4%	0.4%	0.0%	15.2%	7.2%	0.4%	0.0%	**250**
22			22:00	23:00	50	***27***	57.5%	8.9%	1.9%	1.5%	0.8%	0.8%	1.9%	1.9%	0.4%	0.4%	0.4%	0.4%	0.4%	0.0%	15.1%	7.3%	0.4%	0.0%	**250**
22			23:00	0:00	50	***28***	57.9%	8.9%	1.9%	1.4%	0.5%	0.9%	1.9%	1.9%	0.0%	0.5%	0.5%	0.0%	0.5%	0.0%	15.4%	7.5%	0.5%	0.0%	**200**
23	23	Pak Wo Road	0:00	1:00	50	***40***	59.4%	9.2%	2.4%	2.4%	1.0%	1.5%	2.9%	1.0%	0.0%	0.5%	0.5%	0.5%	0.5%	0.0%	9.7%	7.7%	1.0%	0.0%	**200**
23			1:00	2:00	50	***40***	65.0%	10.0%	3.1%	2.5%	1.3%	1.3%	3.1%	0.0%	0.0%	0.6%	0.0%	0.0%	0.6%	0.0%	3.1%	8.1%	1.3%	0.0%	**150**
23			2:00	3:00	50	***40***	65.3%	9.9%	2.5%	2.5%	0.8%	1.7%	3.3%	0.0%	0.0%	0.8%	0.0%	0.0%	0.8%	0.0%	3.3%	8.3%	0.8%	0.0%	**100**
23			3:00	4:00	50	***40***	64.0%	10.0%	3.0%	3.0%	1.0%	2.0%	3.0%	0.0%	0.0%	1.0%	0.0%	0.0%	0.0%	0.0%	4.0%	8.0%	1.0%	0.0%	**100**
23			4:00	5:00	50	***40***	65.0%	10.0%	2.5%	2.5%	1.3%	1.3%	2.5%	0.0%	0.0%	0.0%	0.0%	0.0%	0.0%	0.0%	5.0%	8.8%	1.3%	0.0%	**100**
23			5:00	6:00	50	***40***	60.5%	9.3%	2.3%	2.3%	1.2%	1.2%	2.3%	1.2%	0.0%	0.0%	0.0%	0.0%	0.0%	0.0%	10.5%	8.1%	1.2%	0.0%	**100**
23			6:00	7:00	50	***40***	60.0%	9.1%	2.4%	2.4%	1.2%	1.2%	3.0%	1.2%	0.0%	0.6%	0.0%	0.0%	0.6%	0.0%	9.7%	7.9%	0.6%	0.0%	**150**
23			7:00	8:00	50	***38***	59.5%	9.3%	2.6%	2.6%	0.9%	1.4%	3.0%	0.9%	0.2%	0.5%	0.2%	0.2%	0.5%	0.0%	9.7%	7.6%	0.9%	0.0%	**400**
23			8:00	9:00	50	***35***	59.5%	9.2%	2.6%	2.5%	0.9%	1.4%	3.0%	1.0%	0.1%	0.5%	0.3%	0.3%	0.4%	0.0%	9.8%	7.6%	0.9%	0.0%	**700**
23			9:00	10:00	50	***36***	59.5%	9.2%	2.6%	2.4%	0.9%	1.4%	3.0%	1.1%	0.2%	0.5%	0.3%	0.3%	0.5%	0.0%	9.8%	7.7%	0.9%	0.0%	**600**
23			10:00	11:00	50	***36***	59.5%	9.2%	2.6%	2.4%	0.9%	1.4%	3.0%	1.1%	0.2%	0.5%	0.3%	0.3%	0.5%	0.0%	9.9%	7.7%	0.9%	0.0%	**600**
23			11:00	12:00	50	***36***	59.4%	9.1%	2.6%	2.5%	0.9%	1.4%	2.9%	1.1%	0.2%	0.5%	0.3%	0.3%	0.5%	0.0%	9.9%	7.6%	0.9%	0.0%	**600**
23			12:00	13:00	50	***37***	59.6%	9.2%	2.5%	2.5%	0.9%	1.4%	3.1%	1.1%	0.2%	0.5%	0.2%	0.2%	0.4%	0.0%	9.8%	7.6%	0.9%	0.0%	**500**
23			13:00	14:00	50	***37***	60.1%	9.2%	2.3%	2.1%	0.8%	1.2%	2.5%	1.2%	0.2%	0.4%	0.4%	0.4%	0.4%	0.0%	10.6%	7.7%	0.8%	0.0%	**450**
23			14:00	15:00	50	***37***	60.0%	9.2%	2.3%	2.1%	0.7%	1.2%	2.6%	1.2%	0.2%	0.5%	0.4%	0.4%	0.5%	0.0%	10.6%	7.6%	0.7%	0.0%	**550**
23			15:00	16:00	50	***37***	59.9%	9.2%	2.3%	2.1%	0.8%	1.2%	2.5%	1.2%	0.2%	0.5%	0.3%	0.3%	0.5%	0.0%	10.6%	7.7%	0.8%	0.0%	**550**
23			16:00	17:00	50	***36***	59.8%	9.2%	2.2%	2.1%	0.8%	1.3%	2.5%	1.3%	0.2%	0.5%	0.3%	0.3%	0.5%	0.0%	10.6%	7.8%	0.8%	0.0%	**600**
23			17:00	18:00	50	***36***	60.1%	9.3%	2.2%	2.1%	0.7%	1.2%	2.7%	1.2%	0.2%	0.4%	0.3%	0.3%	0.4%	0.0%	10.6%	7.7%	0.7%	0.0%	**650**
23			18:00	19:00	50	***36***	60.0%	9.2%	2.3%	2.1%	0.8%	1.2%	2.6%	1.2%	0.2%	0.5%	0.3%	0.3%	0.5%	0.0%	10.6%	7.7%	0.8%	0.0%	**600**
23			19:00	20:00	50	***36***	59.9%	9.2%	2.3%	2.1%	0.8%	1.1%	2.6%	1.1%	0.2%	0.5%	0.3%	0.3%	0.5%	0.0%	10.5%	7.8%	0.8%	0.0%	**550**
23			20:00	21:00	50	***38***	60.0%	9.2%	2.3%	2.1%	0.8%	1.2%	2.5%	1.2%	0.2%	0.4%	0.2%	0.2%	0.4%	0.0%	10.7%	7.8%	0.8%	0.0%	**450**
23			21:00	22:00	50	***39***	59.6%	9.1%	2.3%	2.1%	0.8%	1.3%	2.6%	1.3%	0.3%	0.5%	0.3%	0.3%	0.5%	0.0%	10.6%	7.8%	0.8%	0.0%	**350**
23			22:00	23:00	50	***39***	59.5%	9.2%	2.4%	2.1%	0.8%	1.3%	2.6%	1.3%	0.3%	0.5%	0.3%	0.3%	0.5%	0.0%	10.5%	7.6%	0.8%	0.0%	**350**
23			23:00	0:00	50	***39***	60.3%	9.3%	2.2%	2.2%	0.6%	1.3%	2.6%	1.3%	0.0%	0.3%	0.3%	0.3%	0.3%	0.0%	10.6%	7.7%	0.6%	0.0%	**300**
24	24	Pak Wo Road	0:00	1:00	50	***40***	56.6%	8.6%	2.0%	2.0%	0.7%	1.3%	2.0%	1.3%	0.0%	0.7%	0.7%	0.0%	0.7%	0.7%	15.1%	7.2%	0.7%	0.0%	**150**
24			1:00	2:00	50	***40***	64.6%	9.7%	2.7%	2.7%	0.9%	1.8%	2.7%	0.0%	0.0%	0.9%	0.9%	0.0%	0.9%	0.0%	3.5%	8.0%	0.9%	0.0%	**100**
24			2:00	3:00	50	***40***	65.5%	10.7%	2.4%	2.4%	1.2%	1.2%	2.4%	0.0%	0.0%	0.0%	0.0%	0.0%	0.0%	0.0%	4.8%	8.3%	1.2%	0.0%	**100**
24			3:00	4:00	50	***40***	63.8%	10.1%	2.9%	2.9%	1.5%	1.5%	2.9%	0.0%	0.0%	0.0%	0.0%	0.0%	0.0%	0.0%	5.8%	8.7%	0.0%	0.0%	**50**
24			4:00	5:00	50	***40***	63.2%	10.5%	1.8%	1.8%	1.8%	1.8%	3.5%	0.0%	0.0%	0.0%	0.0%	0.0%	0.0%	0.0%	7.0%	8.8%	0.0%	0.0%	**50**
24			5:00	6:00	50	***40***	58.1%	9.7%	1.6%	1.6%	0.0%	1.6%	3.2%	1.6%	0.0%	0.0%	0.0%	0.0%	0.0%	0.0%	14.5%	8.1%	0.0%	0.0%	**50**
24			6:00	7:00	50	***40***	58.0%	9.2%	1.7%	1.7%	0.8%	0.8%	2.5%	1.7%	0.0%	0.0%	0.0%	0.0%	0.0%	0.0%	15.1%	7.6%	0.8%	0.0%	**100**
24			7:00	8:00	50	***39***	56.7%	8.9%	1.9%	1.9%	0.6%	1.3%	2.2%	1.6%	0.3%	0.3%	0.3%	0.3%	0.3%	0.3%	15.2%	7.3%	0.6%	0.0%	**250**
24			8:00	9:00	50	***37***	56.6%	8.8%	2.0%	2.0%	0.8%	1.2%	2.2%	1.6%	0.2%	0.4%	0.4%	0.2%	0.4%	0.4%	15.0%	7.2%	0.8%	0.0%	**450**
24			9:00	10:00	50	***37***	56.6%	8.9%	1.9%	1.9%	0.8%	1.2%	2.3%	1.7%	0.2%	0.4%	0.4%	0.2%	0.4%	0.4%	15.0%	7.2%	0.6%	0.0%	**500**
24			10:00	11:00	50	***37***	56.4%	8.8%	2.0%	2.0%	0.8%	1.2%	2.3%	1.6%	0.2%	0.4%	0.4%	0.2%	0.4%	0.4%	14.9%	7.2%	0.6%	0.0%	**450**
24			11:00	12:00	50	***38***	56.5%	8.9%	1.9%	1.9%	0.8%	1.3%	2.3%	1.5%	0.2%	0.4%	0.4%	0.2%	0.4%	0.4%	15.0%	7.2%	0.6%	0.0%	**400**
24			12:00	13:00	50	***38***	56.3%	8.9%	2.0%	2.0%	0.7%	1.2%	2.2%	1.5%	0.3%	0.5%	0.5%	0.3%	0.5%	0.5%	15.0%	7.1%	0.7%	0.0%	**350**
24			13:00	14:00	50	***39***	60.9%	9.5%	1.6%	1.6%	0.5%	1.1%	1.8%	1.6%	0.3%	0.5%	0.3%	0.3%	0.3%	0.3%	11.6%	7.6%	0.5%	0.0%	**350**
24			14:00	15:00	50	***38***	60.8%	9.5%	1.7%	1.7%	0.5%	1.0%	1.9%	1.4%	0.2%	0.5%	0.5%	0.2%	0.5%	0.5%	11.4%	7.6%	0.5%	0.0%	**350**
24			15:00	16:00	50	***38***	60.8%	9.4%	1.6%	1.6%	0.5%	0.9%	1.8%	1.6%	0.2%	0.5%	0.5%	0.2%	0.5%	0.5%	11.4%	7.6%	0.7%	0.0%	**400**
24			16:00	17:00	50	***38***	60.5%	9.3%	1.7%	1.7%	0.7%	0.9%	1.7%	1.5%	0.2%	0.7%	0.4%	0.2%	0.4%	0.4%	11.5%	7.6%	0.7%	0.0%	**400**
24			17:00	18:00	50	***38***	60.6%	9.4%	1.6%	1.6%	0.6%	1.0%	1.8%	1.4%	0.2%	0.6%	0.4%	0.2%	0.4%	0.4%	11.5%	7.6%	0.6%	0.0%	**450**
24			18:00	19:00	50	***37***	60.8%	9.4%	1.7%	1.7%	0.6%	0.9%	1.9%	1.5%	0.2%	0.6%	0.4%	0.2%	0.4%	0.4%	11.5%	7.6%	0.6%	0.0%	**500**
24			19:00	20:00	50	***38***	60.3%	9.4%	1.8%	1.8%	0.7%	0.9%	1.8%	1.5%	0.2%	0.7%	0.4%	0.2%	0.4%	0.4%	11.4%	7.5%	0.7%	0.0%	**400**
24			20:00	21:00	50	***39***	60.9%	9.5%	1.7%	1.7%	0.6%	0.8%	2.0%	1.4%	0.3%	0.6%	0.3%	0.3%	0.3%	0.3%	11.5%	7.5%	0.6%	0.0%	**300**
24			21:00	22:00	50	***39***	60.3%	9.2%	1.8%	1.8%	0.7%	1.1%	1.8%	1.4%	0.4%	0.7%	0.4%	0.4%	0.4%	0.4%	11.4%	7.5%	0.7%	0.0%	**250**
24			22:00	23:00	50	***39***	60.0%	9.3%	1.8%	1.8%	0.7%	1.1%	1.8%	1.4%	0.4%	0.7%	0.4%	0.4%	0.4%	0.4%	11.4%	7.5%	0.7%	0.0%	**250**
24			23:00	0:00	50	***40***	61.0%	9.7%	1.8%	1.8%	0.4%	0.9%	2.2%	1.3%	0.0%	0.4%	0.4%	0.0%	0.4%	0.4%	11.4%	7.5%	0.4%	0.0%	**250**

2029 Operation	Link ID	Road Section	1-hour interval Start	End	Speed Limit (km/hr)	Travel Speed (km/hr)	Vehicle Composition PC	TAXI	LGV3	LGV4	LGV6	HGV7	HGV8	PLB	PV4	PV5	NFB6	NFB7	NFB8	FBSD	FBDD	MC	HGV9	NFB9	Traffic Flows (veh/hr)
25/26	25/26	Pak Wo Road	0:00	1:00	50	39	50.6%	7.6%	2.3%	2.3%	0.8%	1.5%	3.0%	0.0%	0.0%	0.8%	0.0%	0.0%	0.4%	0.0%	23.7%	6.4%	0.8%	0.0%	300
25/26			1:00	2:00	50	40	63.3%	10.0%	3.3%	2.8%	1.1%	1.7%	3.3%	0.0%	0.0%	0.5%	0.0%	0.0%	0.0%	0.0%	5.0%	7.8%	1.1%	0.0%	200
25/26			2:00	3:00	50	40	62.5%	10.3%	2.9%	2.9%	1.5%	1.5%	2.9%	0.0%	0.0%	0.7%	0.0%	0.0%	0.0%	0.0%	5.9%	7.4%	1.5%	0.0%	100
25/26			3:00	4:00	50	40	62.7%	9.1%	3.6%	2.7%	1.8%	1.8%	3.6%	0.0%	0.0%	0.0%	0.0%	0.0%	0.0%	0.0%	7.3%	7.3%	0.0%	0.0%	100
25/26			4:00	5:00	50	40	62.7%	8.8%	2.2%	2.2%	1.1%	2.2%	4.4%	0.0%	0.0%	0.0%	0.0%	0.0%	0.0%	0.0%	8.8%	7.7%	0.0%	0.0%	100
25/26			5:00	6:00	50	40	52.0%	7.4%	1.9%	1.9%	0.9%	1.9%	3.7%	0.0%	0.0%	0.0%	0.0%	0.0%	0.0%	0.0%	23.9%	6.5%	0.0%	0.0%	100
25/26			6:00	7:00	50	40	50.5%	7.5%	2.8%	2.4%	0.9%	1.4%	2.8%	0.0%	0.0%	0.4%	0.0%	0.0%	0.0%	0.0%	23.7%	6.6%	0.9%	0.0%	200
25/26			7:00	8:00	50	36	50.0%	7.7%	2.3%	2.2%	0.9%	1.4%	2.7%	0.0%	0.0%	0.5%	0.4%	0.4%	0.4%	0.0%	24.0%	6.3%	0.7%	0.0%	550
25/26			8:00	9:00	50	32	50.4%	7.8%	2.4%	2.3%	0.9%	1.4%	2.6%	0.0%	0.0%	0.6%	0.2%	0.2%	0.3%	0.0%	23.8%	6.3%	0.9%	0.0%	900
25/26			9:00	10:00	50	32	50.3%	7.8%	2.3%	2.2%	0.9%	1.3%	2.6%	0.0%	0.0%	0.6%	0.2%	0.2%	0.4%	0.0%	24.0%	6.2%	0.8%	0.0%	850
25/26			10:00	11:00	50	32	50.3%	7.8%	2.3%	2.2%	0.9%	1.3%	2.6%	0.0%	0.0%	0.6%	0.2%	0.2%	0.3%	0.0%	23.9%	6.2%	0.9%	0.0%	850
25/26			11:00	12:00	50	33	50.0%	7.8%	2.4%	2.3%	1.0%	1.3%	2.6%	0.0%	0.0%	0.6%	0.2%	0.2%	0.4%	0.0%	23.9%	6.4%	0.8%	0.0%	850
25/26			12:00	13:00	50	34	50.3%	7.7%	2.3%	2.3%	0.8%	1.4%	2.7%	0.0%	0.0%	0.7%	0.3%	0.3%	0.4%	0.0%	23.7%	6.3%	0.8%	0.0%	700
25/26			13:00	14:00	50	35	54.8%	8.5%	2.1%	2.1%	0.9%	1.2%	2.4%	0.0%	0.2%	0.3%	0.3%	0.3%	0.3%	0.0%	18.9%	6.9%	0.9%	0.0%	650
25/26			14:00	15:00	50	34	54.7%	8.6%	2.2%	2.0%	0.8%	1.2%	2.4%	0.0%	0.1%	0.4%	0.3%	0.3%	0.4%	0.0%	18.8%	6.9%	0.8%	0.0%	750
25/26			15:00	16:00	50	34	54.5%	8.4%	2.2%	2.0%	0.8%	1.3%	2.6%	0.0%	0.1%	0.5%	0.4%	0.3%	0.5%	0.0%	18.8%	6.9%	0.8%	0.0%	750
25/26			16:00	17:00	50	33	54.4%	8.5%	2.2%	2.1%	0.9%	1.2%	2.6%	0.0%	0.1%	0.5%	0.4%	0.2%	0.5%	0.0%	18.7%	6.9%	0.7%	0.0%	850
25/26			17:00	18:00	50	33	54.5%	8.6%	2.2%	2.1%	0.8%	1.3%	2.5%	0.0%	0.1%	0.5%	0.3%	0.2%	0.5%	0.0%	18.8%	6.9%	0.8%	0.0%	850
25/26			18:00	19:00	50	32	54.7%	8.5%	2.2%	2.1%	0.8%	1.3%	2.5%	0.0%	0.1%	0.4%	0.3%	0.2%	0.4%	0.0%	18.8%	6.9%	0.8%	0.0%	1,000
25/26			19:00	20:00	50	34	54.3%	8.5%	2.3%	2.1%	0.9%	1.3%	2.5%	0.0%	0.1%	0.5%	0.4%	0.3%	0.5%	0.0%	18.9%	6.8%	0.8%	0.0%	800
25/26			20:00	21:00	50	35	54.7%	8.5%	2.2%	2.1%	0.8%	1.3%	2.6%	0.0%	0.2%	0.3%	0.3%	0.3%	0.3%	0.0%	18.8%	6.9%	0.8%	0.0%	650
25/26			21:00	22:00	50	37	54.7%	8.6%	2.0%	2.0%	0.8%	1.2%	2.4%	0.0%	0.0%	0.4%	0.4%	0.2%	0.4%	0.0%	19.0%	6.9%	0.8%	0.0%	500
25/26			22:00	23:00	50	37	54.5%	8.5%	2.1%	2.1%	0.8%	1.2%	2.5%	0.0%	0.0%	0.4%	0.4%	0.2%	0.4%	0.0%	18.9%	7.1%	0.8%	0.0%	500
25/26			23:00	0:00	50	38	54.7%	8.5%	2.0%	2.0%	1.0%	1.3%	2.5%	0.0%	0.0%	0.5%	0.2%	0.0%	0.5%	0.0%	18.8%	7.0%	1.0%	0.0%	400
27/28	27/28	Ching Hiu Road	0:00	1:00	50	30	61.8%	9.4%	3.0%	2.6%	1.1%	1.9%	3.4%	0.8%	0.0%	0.8%	0.8%	0.0%	0.8%	0.0%	4.9%	7.9%	1.1%	0.0%	300
27/28			1:00	2:00	50	30	66.0%	10.0%	3.3%	2.8%	1.4%	1.9%	3.7%	0.0%	0.0%	0.4%	0.4%	0.0%	0.4%	0.0%	0.0%	8.6%	1.0%	0.0%	200
27/28			2:00	3:00	50	30	66.9%	10.2%	3.2%	3.2%	1.3%	1.9%	3.2%	0.0%	0.0%	0.0%	0.0%	0.0%	0.0%	0.0%	0.0%	8.9%	1.3%	0.0%	200
27/28			3:00	4:00	50	30	67.6%	10.3%	3.2%	2.4%	1.6%	1.6%	3.9%	0.0%	0.0%	0.0%	0.0%	0.0%	0.0%	0.0%	0.0%	8.7%	0.8%	0.0%	100
27/28			4:00	5:00	50	30	66.5%	10.6%	2.8%	2.8%	1.9%	1.9%	3.9%	0.0%	0.0%	0.0%	0.0%	0.0%	0.0%	0.0%	0.0%	8.6%	0.9%	0.0%	100
27/28			5:00	6:00	50	30	62.4%	10.1%	2.7%	2.7%	1.8%	1.8%	3.7%	1.0%	0.0%	0.0%	0.0%	0.0%	0.0%	0.0%	4.6%	8.2%	0.9%	0.0%	100
27/28			6:00	7:00	50	30	62.9%	10.0%	3.3%	2.8%	1.0%	1.4%	3.3%	1.0%	0.0%	0.0%	0.0%	0.0%	0.0%	0.0%	5.3%	8.1%	1.0%	0.0%	200
27/28			7:00	8:00	50	29	61.8%	9.5%	3.1%	2.7%	1.3%	1.8%	3.5%	0.7%	0.4%	0.4%	0.4%	0.4%	0.4%	0.2%	5.0%	7.7%	0.9%	0.0%	550
27/28			8:00	9:00	50	27	61.9%	9.6%	3.0%	2.7%	1.2%	1.7%	3.4%	0.9%	0.2%	0.4%	0.4%	0.2%	0.4%	0.1%	5.1%	7.9%	0.9%	0.0%	950
27/28			9:00	10:00	50	28	61.9%	9.5%	3.1%	2.7%	1.2%	1.8%	3.3%	0.8%	0.2%	0.5%	0.5%	0.2%	0.5%	0.1%	4.9%	7.9%	1.1%	0.0%	850
27/28			10:00	11:00	50	28	61.8%	9.6%	3.1%	2.7%	1.2%	1.8%	3.3%	0.8%	0.2%	0.5%	0.5%	0.2%	0.5%	0.1%	4.9%	7.9%	1.1%	0.0%	850
27/28			11:00	12:00	50	28	61.7%	9.6%	3.1%	2.8%	1.2%	1.7%	3.2%	0.9%	0.2%	0.5%	0.5%	0.2%	0.5%	0.1%	4.9%	7.8%	1.1%	0.0%	800
27/28			12:00	13:00	50	28	61.6%	9.5%	3.1%	2.8%	1.3%	1.7%	3.4%	0.9%	0.3%	0.4%	0.4%	0.3%	0.4%	0.1%	5.1%	7.9%	1.0%	0.0%	700
27/28			13:00	14:00	50	29	58.1%	9.2%	2.8%	2.7%	1.0%	1.6%	3.1%	0.9%	0.1%	0.6%	0.3%	0.3%	0.5%	0.2%	10.0%	7.6%	1.0%	0.0%	700
27/28			14:00	15:00	50	28	58.6%	9.1%	2.8%	2.7%	1.1%	1.6%	3.2%	0.9%	0.1%	0.5%	0.4%	0.3%	0.5%	0.1%	9.4%	7.6%	0.9%	0.0%	750
27/28			15:00	16:00	50	28	58.4%	9.1%	2.7%	2.6%	1.0%	1.7%	3.2%	1.1%	0.1%	0.5%	0.4%	0.3%	0.5%	0.1%	9.9%	7.5%	1.0%	0.0%	800
27/28			16:00	17:00	50	28	58.0%	9.1%	2.8%	2.7%	1.0%	1.7%	3.3%	1.0%	0.1%	0.6%	0.4%	0.2%	0.5%	0.1%	9.9%	7.5%	1.0%	0.0%	800
27/28			17:00	18:00	50	28	58.2%	9.2%	2.9%	2.7%	1.0%	1.6%	3.2%	0.9%	0.1%	0.6%	0.3%	0.2%	0.5%	0.1%	9.9%	7.6%	1.0%	0.0%	900
27/28			18:00	19:00	50	27	58.8%	9.2%	2.8%	2.7%	1.0%	1.7%	3.3%	0.9%	0.1%	0.6%	0.3%	0.2%	0.5%	0.1%	9.2%	7.6%	1.0%	0.0%	900
27/28			19:00	20:00	50	28	58.2%	9.2%	2.8%	2.8%	1.0%	1.6%	3.1%	1.0%	0.1%	0.5%	0.4%	0.3%	0.5%	0.1%	9.8%	7.5%	1.0%	0.0%	800
27/28			20:00	21:00	50	29	58.2%	9.1%	2.9%	2.7%	1.0%	1.8%	3.2%	1.0%	0.2%	0.6%	0.3%	0.3%	0.5%	0.2%	9.8%	7.5%	1.0%	0.0%	600
27/28			21:00	22:00	50	29	57.8%	9.1%	2.8%	2.6%	1.0%	1.8%	3.2%	1.0%	0.2%	0.6%	0.4%	0.4%	0.4%	0.2%	9.8%	7.7%	1.0%	0.0%	500
27/28			22:00	23:00	50	29	58.0%	9.0%	2.9%	2.7%	1.0%	1.8%	3.1%	1.1%	0.2%	0.6%	0.4%	0.4%	0.4%	0.2%	9.8%	7.4%	1.0%	0.0%	500
27/28			23:00	0:00	50	30	58.4%	9.0%	2.7%	2.7%	1.0%	1.7%	3.2%	1.0%	0.0%	0.5%	0.2%	0.0%	0.5%	0.0%	10.1%	7.7%	1.0%	0.0%	400
29/30	29/30	Ching Hiu Road	0:00	1:00	50	30	63.2%	10.1%	2.9%	2.9%	0.7%	1.4%	3.3%	1.4%	0.0%	0.7%	0.7%	0.0%	0.7%	0.4%	2.6%	7.9%	1.1%	0.0%	300
29/30			1:00	2:00	50	30	66.0%	10.1%	3.1%	3.1%	0.9%	1.8%	4.0%	0.0%	0.0%	0.9%	0.5%	0.0%	0.5%	0.0%	0.0%	8.4%	0.9%	0.0%	200
29/30			2:00	3:00	50	30	67.2%	10.1%	3.0%	3.0%	1.2%	1.8%	3.0%	0.0%	0.0%	0.6%	0.0%	0.0%	0.0%	0.0%	0.0%	8.9%	1.2%	0.0%	200
29/30			3:00	4:00	50	30	67.9%	10.4%	3.0%	3.0%	1.5%	1.5%	3.0%	0.0%	0.0%	0.0%	0.0%	0.0%	0.0%	0.0%	0.0%	8.2%	1.5%	0.0%	100
29/30			4:00	5:00	50	30	66.6%	9.9%	3.6%	3.6%	1.8%	1.8%	3.6%	0.0%	0.0%	0.0%	0.0%	0.0%	0.0%	0.0%	0.0%	8.1%	1.0%	0.0%	100
29/30			5:00	6:00	50	30	64.8%	9.6%	3.5%	2.7%	1.8%	1.8%	3.5%	1.8%	0.0%	0.0%	0.0%	0.0%	0.0%	0.0%	1.8%	7.9%	0.9%	0.0%	100
29/30			6:00	7:00	50	30	64.1%	9.9%	3.2%	2.7%	0.9%	1.8%	3.2%	1.8%	0.0%	0.4%	0.0%	0.0%	0.0%	0.0%	2.8%	8.1%	0.9%	0.0%	200
29/30			7:00	8:00	50	29	63.1%	9.8%	2.9%	2.8%	1.0%	1.7%	3.3%	1.7%	0.3%	0.5%	0.3%	0.3%	0.3%	0.2%	2.5%	8.1%	1.0%	0.0%	600
29/30			8:00	9:00	50	27	63.4%	9.9%	3.0%	2.8%	1.0%	1.6%	3.3%	1.6%	0.2%	0.5%	0.4%	0.2%	0.4%	0.2%	2.3%	8.1%	1.0%	0.0%	1,000
29/30			9:00	10:00	50	28	63.2%	9.8%	2.9%	2.7%	1.0%	1.7%	3.3%	1.7%	0.2%	0.6%	0.5%	0.2%	0.5%	0.2%	2.4%	8.1%	1.0%	0.0%	900
29/30			10:00	11:00	50	28	63.0%	9.8%	2.9%	2.8%	1.0%	1.7%	3.4%	1.7%	0.2%	0.6%	0.4%	0.2%	0.4%	0.2%	2.5%	8.1%	1.0%	0.0%	900
29/30			11:00	12:00	50	28	63.2%	9.8%	3.0%	2.8%	1.0%	1.6%	3.3%	1.6%	0.2%	0.6%	0.5%	0.2%	0.5%	0.2%	2.4%	8.1%	1.0%	0.0%	850
29/30			12:00	13:00	50	28	63.3%	9.8%	2.9%	2.7%	1.1%	1.6%	3.3%	1.6%	0.3%	0.5%	0.4%	0.3%	0.4%	0.3%	2.4%	8.1%	1.1%	0.0%	750
29/30			13:00	14:00	50	29	62.6%	9.7%	3.0%	2.9%	1.0%	1.7%	3.3%	1.7%	0.3%	0.4%	0.4%	0.3%	0.4%	0.2%	3.0%	8.0%	1.1%	0.0%	700
29/30			14:00	15:00	50	28	62.2%	9.6%	3.1%	2.8%	1.0%	1.7%	3.5%	1.7%	0.3%	0.5%	0.5%	0.3%	0.5%	0.3%	3.1%	8.0%	1.0%	0.0%	800
29/30			15:00	16:00	50	28	62.5%	9.6%	3.0%	2.8%	1.1%	1.6%	3.5%	1.6%	0.2%	0.5%	0.5%	0.2%	0.5%	0.2%	3.0%	8.0%	1.0%	0.0%	850
29/30			16:00	17:00	50	28	62.5%	9.6%	3.1%	2.8%	1.1%	1.6%	3.4%	1.6%	0.2%	0.5%	0.5%	0.2%	0.5%	0.2%	3.1%	8.0%	1.1%	0.0%	850
29/30			17:00	18:00	50	28	62.7%	9.5%	3.1%	2.9%	1.1%	1.6%	3.4%	1.6%	0.2%	0.4%	0.4%	0.2%	0.4%	0.2%	3.1%	7.9%	1.1%	0.0%	900
29/30			18:00	19:00	50	27	62.7%	9.6%	3.0%	2.8%	1.0%	1.7%	3.5%	1.7%	0.2%	0.4%	0.4%	0.2%	0.4%	0.2%	3.0%	8.0%	1.0%	0.0%	950
29/30			19:00	20:00	50	28	62.5%	9.6%	3.0%	2.9%	1.1%	1.7%	3.5%	1.7%	0.2%	0.5%	0.5%	0.2%	0.5%	0.2%	3.0%	7.9%	1.0%	0.0%	850
29/30			20:00	21:00	50	29	62.9%	9.8%	3.1%	2.7%	1.1%	1.7%	3.4%	1.7%	0.3%	0.3%	0.3%	0.3%	0.3%	0.1%	3.1%	8.0%	1.1%	0.0%	650
29/30			21:00	22:00	50	29	62.3%	9.7%	3.1%	2.7%	1.2%	1.7%	3.3%	1.7%	0.4%	0.4%	0.4%	0.4%	0.4%	0.2%	3.1%	7.9%	1.2%	0.0%	500
29/30			22:00	23:00	50	30	62.2%	9.7%	3.2%	2.8%	1.2%	1.6%	3.3%	1.6%	0.4%	0.4%	0.4%	0.4%	0.4%	0.2%	3.2%	8.1%	1.2%	0.0%	500
29/30			23:00	0:00	50	30	62.9%	9.8%	3.1%	2.9%	1.0%	1.7%	3.6%	1.7%	0.0%	0.5%	0.5%	0.0%	0.5%	0.3%	3.1%	7.9%	1.0%	0.0%	400
31/32	31/32	Ching Hiu Road	0:00	1:00	50	30	60.0%	9.0%	4.2%	3.6%	1.2%	1.8%	4.8%	3.0%	0.0%	0.0%	0.0%	0.0%	0.0%	0.6%	3.5%	7.2%	1.2%	0.0%	200
31/32			1:00	2:00	50	30	63.4%	9.7%	4.5%	3.7%	1.5%	2.2%	5.2%	0.0%	0.0%	0.0%	0.0%	0.0%	0.0%	0.0%	0.0%	8.2%	1.5%	0.0%	100
31/32			2:00	3:00	50	30	62.2%	9.7%	4.8%	3.9%	1.9%	2.9%	4.8%	0.0%	0.0%	0.0%	0.0%	0.0%	0.0%	0.0%	0.0%	7.8%	1.9%	0.0%	100
31/32			3:00	4:00	50	30	64.2%	9.9%	3.7%	3.7%	2.5%	2.5%	4.9%	0.0%	0.0%	0.0%	0.0%	0.0%	0.0%	0.0%	0.0%	7.4%	1.2%	0.0%	100
31/32			4:00	5:00	50	30	62.5%	8.7%	4.3%	4.3%	1.4%	2.9%	5.8%	0.0%	0.0%	0.0%	0.0%	0.0%	0.0%	0.0%	0.0%	8.7%	1.4%	0.0%	100
31/32			5:00	6:00	50	30	59.4%	8.5%	4.2%	4.2%	1.4%	2.8%	5.6%	2.8%	0.0%	0.0%	0.0%	0.0%	0.0%	0.0%	2.7%	8.5%	0.0%	0.0%	100
31/32			6:00	7:00	50	30	59.7%	9.6%	3.7%	3.7%	1.5%	2.2%	4.4%	2.9%	0.0%	0.0%	0.0%	0.0%	0.0%	0.0%	3.6%	7.4%	1.5%	0.0%	100
31/32			7:00	8:00	50	30	57.7%	9.1%	4.1%	3.5%	1.4%	2.2%	4.6%	3.0%	0.0%	0.6%	0.6%	0.6%	0.6%	0.3%	3.2%	7.4%	1.4%	0.0%	400
31/32			8:00	9:00	50	30	58.0%	9.1%	4.0%	3.7%	1.5%	2.2%	4.4%	3.0%	0.0%	0.4%	0.4%	0.4%	0.4%	0.4%	3.5%	7.4%	1.5%	0.0%	550
31/32			9:00	10:00	50	29	58.2%	9.0%	4.0%	3.7%	1.5%	2.2%	4.6%	3.1%	0.0%	0.4%	0.4%	0.4%	0.4%	0.4%	3.4%	7.4%	1.3%	0.0%	550
31/32			10:00	11:00	50	29	58.0%	9.1%	4.0%	3.8%	1.5%	2.2%	4.5%	3.0%	0.0%	0.4%	0.4%	0.4%	0.4%	0.4%	3.4%	7.3%	1.3%	0.0%	550
31/32			11:00	12:00	50	29	57.9%	9.0%	4.1%	3.7%	1.5%	2.1%	4.7%	2.9%	0.0%	0.4%	0.4%	0.4%	0.4%	0.4%	3.5%	7.4%	1.3%	0.0%	550
31/32			12:00	13:00	50	30	57.8%	9.1%	4.0%	3.5%	1.5%	2.2%	4.4%	2.8%	0.0%	0.4%	0.4%	0.4%	0.4%	0.5%	3.7%	7.4%	1.5%	0.0%	450
31/32			13:00	14:00	50	30	65.4%	10.1%	2.0%	1.5%	0.7%	0.9%	1.8%	2.5%	0.0%	0.7%	0.5%	0.5%	0.5%	0.2%	3.6%	8.5%	0.7%	0.0%	450
31/32			14:00	15:00	50	30	65.0%	10.1%	1.9%	1.5%	0.6%	1.0%	2.1%	2.3%	0.0%	0.8%	0.4%	0.4%	0.6%	0.4%	3.7%	8.5%	0.6%	0.0%	500
31/32			15:00	16:00	50	30	64.8%	10.1%	1.8%	1.6%	0.6%	1.2%	2.2%	2.5%	0.0%	0.8%	0.4%	0.4%	0.6%	0.4%	3.7%	8.4%	0.6%	0.0%	500
31/32			16:00	17:00	50	29	64.8%	10.2%	1.9%	1.7%	0.6%	1.2%	2.1%	2.5%	0.0%	0.8%	0.4%	0.4%	0.6%	0.4%	3.6%	8.5%	0.6%	0.0%	500
31/32			17:00	18:00	50	29	65.6%	10.2%	1.9%	1.6%	0.5%	1.0%	2.1%	2.3%	0.0%	0.7%	0.4%	0.4%	0.5%	0.4%	3.7%	8.3%	0.5%	0.0%	550
31/32			18:00	19:00	50	29	65.1%	10.1%	2.0%	1.7%	0.6%	1.1%	2.1%	2.4%	0.0%	0.8%	0.3%	0.3%	0.4%	0.3%	3.8%	8.4%	0.6%	0.0%	650
31/32			19:00	20:00	50	29	64.9%	10.0%	2.0%	1.6%	0.6%	1.2%	2.1%	2.5%	0.0%	0.8%	0.4%	0.4%	0.6%	0.4%	3.7%	8.5%	0.6%	0.0%	500
31/32			20:00	21:00	50	30	64.9%	10.0%	2.0%	1.7%	0.7%	1.0%	2.0%	2.4%	0.0%	0.7%	0.5%	0.5%	0.5%	0.2%	3.9%	8.3%	0.7%	0.0%	400
31/32			21:00	22:00	50	30	65.5%	10.0%	1.9%	1.9%	0.6%	1.0%	1.9%	2.5%	0.0%	0.6%	0.3%	0.3%	0.3%	0.3%	3.8%	8.4%	0.6%	0.0%	300
31/32			22:00	23:00	50	30	65.3%	10.2%	1.9%	1.9%	0.6%	1.0%	1.9%	2.5%	0.0%	0.6%	0.3%	0.3%	0.3%	0.3%	3.9%	8.2%	0.6%	0.0%	300
31/32			23:00	0:00	50	30	66.4%	10.1%	1.9%	1.4%	0.3%	1.1%	1.9%	2.3%	0.0%	0.8%	0.0%	0.0%	0.4%	0.4%	3.7%	8.6%	0.8%	0.0%	250
33/34	33/34	Ching Shing Road	0:00	1:00	50	29	62.8%	9.7%	3.5%	3.2%	1.5%	2.1%	4.1%	0.0%	0.0%	0.6%	0.6%	0.3%	0.6%	0.0%	2.0%	7.9%	1.2%	0.0%	350
33/34			1:00	2:00	50	30	64.4%	10.0%	3.9%	3.2%	1.4%	2.2%	3.9%	0.0%	0.0%	0.7%	0.4%	0.0%	0.7%	0.0%	0.0%	7.8%	1.4%	0.0%	300
33/34			2:00	3:00	50	30	65.1%	10.1%	3.3%	3.3%	1.4%	1.9%	4.3%	0.0%	0.0%	1.0%	0.0%	0.0%	0.4%	0.0%	0.0%	8.1%	1.0%	0.0%	200
33/34			3:00	4:00	50	30	65.3%	10.0%	4.1%	3.6%	1.2%	2.4%	4.1%	0.0%	0.0%	0.0%	0.0%	0.0%	0.0%	0.0%	0.0%	8.2%	1.2%	0.0%	200
33/34			4:00	5:00	50	30	65.6%	10.2%	3.7%	3.7%	1.4%	2.3%	3.7%	0.0%	0.0%	0.0%	0.0%	0.0%	0.0%	0.0%	0.0%	7.9%	1.4%	0.0%	150
33/34			5:00	6:00	50	30	64.4%	9.4%	3.7%	3.7%	1.4%	2.3%	3.7%	0.0%	0.0%	0.0%	0.0%	0.0%	0.0%	0.0%	1.9%	8.0%	1.4%	0.0%	150
33/34			6:00	7:00	50	30	63.5%	9.5%	3.7%	3.3%	1.5%	1.9%	4.0%	0.0%	0.0%	0.7%	0.0%	0.0%	0.4%	0.0%	2.2%	8.1%	1.1%	0.0%	250
33/34			7:00	8:00	50	27	63.0%	9.7%	3.5%	3.4%	1.3%	2.0%	3.8%	0.0%	0.3%	0.6%	0.3%	0.3%	0.4%	0.0%	2.1%	8.0%	1.3%	0.0%	750
33/34			8:00	9:00	50	22	63.0%	9.8%	3.6%	3.4%	1.4%	2.0%	4.0%	0.0%	0.2%	0.5%	0.3%	0.3%	0.4%	0.0%	2.1%	7.9%	1.2%	0.0%	1,150
33/34			9:00	10:00	50	23	63.0%	9.7%	3.6%	3.3%	1.4%	2.0%	3.9%	0.0%	0.2%	0.6%	0.4%	0.3%	0.5%	0.0%	2.1%	7.9%	1.2%	0.0%	1,100
33/34			10:00	11:00	50	23	63.0%	9.7%	3.6%	3.3%	1.4%	2.0%	3.9%	0.0%	0.2%	0.6%	0.4%	0.3%	0.5%	0.0%	2.1%	7.9%	1.3%	0.0%	1,100
33/34			11:00	12:00	50	23	62.8%	9.8%	3.7%	3.4%	1.4%	2.0%	3.9%	0.0%	0.2%	0.6%	0.4%	0.3%	0.5%	0.0%	2.1%	8.0%	1.2%	0.0%	1,100
33/34			12:00	13:00	50	25	62.9%	9.8%	3.5%	3.4%	1.4%	2.0%	4.0%	0.0%	0.2%	0.4%	0.4%	0.3%	0.4%	0.0%	2.1%	7.9%	1.2%	0.0%	900
33/34			13:00	14:00	50	26	66.6%	10.4%	2.6%	2.2%	0.9%	1.4%	2.8%	0.0%	0.2%	0.6%	0.2%	0.2%	0.3%	0.0%	2.0%	8.5%	0.9%	0.0%	850
33/34			14:00	15:00	50	25	66.5%	10.3%	2.5%	2.2%	1.0%	1.4%	2.9%	0.0%	0.2%	0.5%	0.4%	0.3%	0.4%	0.0%	2.0%	8.5%	0.8%	0.0%	950
33/34			15:00	16:00	50	24	66.4%	10.3%	2.6%	2.3%	0.9%	1.4%	2.9%	0.0%	0.2%	0.5%	0.4%	0.3%	0.5%	0.0%	2.0%	8.6%	0.8%	0.0%	1,000
33/34			16:00	17:00	50	24	66.3%	10.3%	2.5%	2.3%	0.9%	1.5%	2.8%	0.0%	0.2%	0.7%	0.4%	0.3%	0.5%	0.0%	2.0%	8.5%	0.9%	0.0%	1,050
33/34			17:00	18:00	50	23	66.5%	10.2%	2.5%	2.3%	0.9%	1.4%	2.9%	0.0%	0.2%	0.6%	0.4%	0.3%	0.5%	0.0%	2.0%	8.5%	0.9%	0.0%	1,100
33/34			18:00	19:00	50	23	66.6%	10.3%	2.6%	2.3%	0.9%	1.4%	2.8%	0.0%	0.2%	0.6%	0.3%	0.3%	0.4%	0.0%	2.0%	8.5%	0.9%	0.0%	1,200
33/34			19:00	20:00	50	24	66.6%	10.3%	2.5%	2.3%	0.9%	1.4%	2.8%	0.0%	0.2%	0.5%	0.4%	0.3%	0.5%	0.0%	2.0%	8.5%	0.9%	0.0%	1,000
33/34			20:00	21:00	50	26	66.6%	10.3%	2.6%	2.3%	0.9%	1.4%	2.8%	0.0%	0.2%	0.6%	0.2%	0.2%	0.4%	0.0%	2.0%	8.5%	0.9%	0.0%	800
33/34			21:00	22:00	50	27	66.5%	10.3%	2.5%	2.4%	0.9%	1.4%	2.7%	0.0%	0.3%	0.6%	0.3%	0.3%	0.5%	0.0%	1.9%	8.4%	0.9%	0.0%	650
33/34			22:00	23:00	50	27	66.1%	10.3%	2.6%	2.4%	1.0%	1.4%	2.7%	0.0%	0.3%	0.6%	0.3%	0.3%	0.5%	0.0%	1.9%	8.5%	1.0%	0.0%	650
33/34			23:00	0:00	50	28	66.8%	10.4%	2.5%	2.3%	0.8%	1.4%	2.9%	0.0%	0.0%	0.6%	0.4%	0.2%	0.4%	0.0%	2.0%	8.6%	0.8%	0.0%	550

2029 Operation	Link ID	Road Section	1-hour interval		Speed Limit (km/hr)	Travel Speed (km/hr)	Vehicle Composition																		Traffic Flows (veh/hr)
			Start	End			PC	TAXI	LGV3	LGV4	LGV6	HGV7	HGV8	PLB	PV4	PV5	NFB6	NFB7	NFB8	FBSD	FBDD	MC	HGV9	NFB9	
35a/36a	35a/36a	Ping Kong Road	0:00	1:00	50	***30***	70.2%	10.7%	0.0%	0.0%	0.0%	0.0%	0.0%	0.0%	0.0%	0.7%	0.7%	0.0%	0.7%	0.0%	7.9%	9.0%	0.0%	0.0%	**300**
35a/36a			1:00	2:00	50	***30***	76.4%	12.0%	0.0%	0.0%	0.0%	0.0%	0.0%	0.0%	0.0%	0.9%	0.4%	0.0%	0.4%	0.0%	0.0%	9.7%	0.0%	0.0%	**200**
35a/36a			2:00	3:00	50	***30***	77.9%	11.9%	0.0%	0.0%	0.0%	0.0%	0.0%	0.0%	0.0%	0.8%	0.0%	0.0%	0.0%	0.0%	0.0%	9.4%	0.0%	0.0%	**150**
35a/36a			3:00	4:00	50	***30***	77.7%	11.6%	0.0%	0.0%	0.0%	0.0%	0.0%	0.0%	0.0%	0.7%	0.0%	0.0%	0.0%	0.0%	0.0%	10.0%	0.0%	0.0%	**100**
35a/36a			4:00	5:00	50	***30***	77.6%	12.1%	0.0%	0.0%	0.0%	0.0%	0.0%	0.0%	0.0%	0.0%	0.0%	0.0%	0.0%	0.0%	0.0%	10.3%	0.0%	0.0%	**100**
35a/36a			5:00	6:00	50	***30***	70.0%	11.1%	0.0%	0.0%	0.0%	0.0%	0.0%	1.7%	0.0%	0.0%	0.0%	0.0%	0.0%	0.0%	7.8%	9.4%	0.0%	0.0%	**100**
35a/36a			6:00	7:00	50	***30***	70.2%	10.7%	0.0%	0.0%	0.0%	0.0%	0.0%	0.9%	0.0%	0.9%	0.4%	0.0%	0.4%	0.0%	7.6%	8.9%	0.0%	0.0%	**200**
35a/36a			7:00	8:00	50	***27***	69.9%	10.8%	0.0%	0.0%	0.0%	0.0%	0.0%	1.0%	0.2%	0.7%	0.3%	0.3%	0.3%	0.0%	7.5%	8.9%	0.0%	0.0%	**550**
35a/36a			8:00	9:00	50	***22***	69.9%	10.9%	0.0%	0.0%	0.0%	0.0%	0.0%	1.0%	0.2%	0.7%	0.4%	0.3%	0.4%	0.0%	7.4%	8.9%	0.0%	0.0%	**1,150**
35a/36a			9:00	10:00	50	***24***	69.9%	10.8%	0.0%	0.0%	0.0%	0.0%	0.0%	1.0%	0.2%	0.6%	0.4%	0.2%	0.4%	0.0%	7.5%	8.9%	0.0%	0.0%	**800**
35a/36a			10:00	11:00	50	***24***	69.7%	10.8%	0.0%	0.0%	0.0%	0.0%	0.0%	1.0%	0.2%	0.7%	0.4%	0.2%	0.4%	0.0%	7.6%	9.0%	0.0%	0.0%	**900**
35a/36a			11:00	12:00	50	***25***	69.8%	10.9%	0.0%	0.0%	0.0%	0.0%	0.0%	1.0%	0.2%	0.6%	0.5%	0.2%	0.5%	0.0%	7.5%	8.9%	0.0%	0.0%	**800**
35a/36a			12:00	13:00	50	***26***	69.8%	10.8%	0.0%	0.0%	0.0%	0.0%	0.0%	0.9%	0.3%	0.7%	0.4%	0.3%	0.4%	0.0%	7.5%	8.9%	0.0%	0.0%	**700**
35a/36a			13:00	14:00	50	***26***	65.0%	10.1%	0.0%	0.0%	0.0%	0.0%	0.0%	1.7%	0.1%	0.9%	0.4%	0.3%	0.4%	0.0%	12.7%	8.3%	0.0%	0.0%	**650**
35a/36a			14:00	15:00	50	***25***	65.1%	10.1%	0.0%	0.0%	0.0%	0.0%	0.0%	1.7%	0.1%	0.8%	0.4%	0.3%	0.4%	0.0%	12.9%	8.3%	0.0%	0.0%	**700**
35a/36a			15:00	16:00	50	***25***	65.3%	10.1%	0.0%	0.0%	0.0%	0.0%	0.0%	1.7%	0.1%	0.7%	0.4%	0.2%	0.4%	0.0%	12.9%	8.2%	0.0%	0.0%	**800**
35a/36a			16:00	17:00	50	***24***	65.2%	10.1%	0.0%	0.0%	0.0%	0.0%	0.0%	1.8%	0.1%	0.7%	0.3%	0.2%	0.3%	0.0%	12.9%	8.3%	0.0%	0.0%	**800**
35a/36a			17:00	18:00	50	***23***	65.2%	10.1%	0.0%	0.0%	0.0%	0.0%	0.0%	1.6%	0.1%	0.8%	0.4%	0.3%	0.4%	0.0%	12.8%	8.2%	0.0%	0.0%	**900**
35a/36a			18:00	19:00	50	***25***	65.4%	10.1%	0.0%	0.0%	0.0%	0.0%	0.0%	1.7%	0.1%	0.7%	0.4%	0.3%	0.4%	0.0%	12.6%	8.3%	0.0%	0.0%	**650**
35a/36a			19:00	20:00	50	***24***	65.4%	10.0%	0.0%	0.0%	0.0%	0.0%	0.0%	1.7%	0.1%	0.7%	0.4%	0.2%	0.4%	0.0%	12.9%	8.2%	0.0%	0.0%	**800**
35a/36a			20:00	21:00	50	***26***	65.0%	9.9%	0.0%	0.0%	0.0%	0.0%	0.0%	1.8%	0.1%	0.8%	0.4%	0.3%	0.4%	0.0%	13.0%	8.2%	0.0%	0.0%	**600**
35a/36a			21:00	22:00	50	***27***	65.0%	10.0%	0.0%	0.0%	0.0%	0.0%	0.0%	1.7%	0.2%	0.8%	0.4%	0.4%	0.4%	0.0%	12.9%	8.2%	0.0%	0.0%	**500**
35a/36a			22:00	23:00	50	***27***	65.1%	10.0%	0.0%	0.0%	0.0%	0.0%	0.0%	1.8%	0.2%	0.8%	0.4%	0.4%	0.4%	0.0%	12.8%	8.2%	0.0%	0.0%	**450**
35a/36a			23:00	0:00	50	***28***	66.5%	10.3%	0.0%	0.0%	0.0%	0.0%	0.0%	0.0%	0.0%	0.7%	0.5%	0.2%	0.5%	0.0%	12.9%	8.4%	0.0%	0.0%	**400**
35b/36b	35b/36b	Ping Kong Road	0:00	1:00	50	***30***	67.8%	10.4%	0.0%	0.0%	0.0%	0.0%	0.0%	0.0%	0.0%	0.5%	0.0%	0.0%	0.0%	0.0%	13.0%	8.3%	0.0%	0.0%	**150**
35b/36b			1:00	2:00	50	***30***	78.1%	12.2%	0.0%	0.0%	0.0%	0.0%	0.0%	0.0%	0.0%	0.0%	0.0%	0.0%	0.0%	0.0%	0.0%	9.7%	0.0%	0.0%	**100**
35b/36b			2:00	3:00	50	***30***	77.0%	12.7%	0.0%	0.0%	0.0%	0.0%	0.0%	0.0%	0.0%	0.0%	0.0%	0.0%	0.0%	0.0%	0.0%	10.3%	0.0%	0.0%	**100**
35b/36b			3:00	4:00	50	***30***	77.2%	12.9%	0.0%	0.0%	0.0%	0.0%	0.0%	0.0%	0.0%	0.0%	0.0%	0.0%	0.0%	0.0%	0.0%	10.0%	0.0%	0.0%	**100**
35b/36b			4:00	5:00	50	***30***	77.5%	12.0%	0.0%	0.0%	0.0%	0.0%	0.0%	0.0%	0.0%	0.0%	0.0%	0.0%	0.0%	0.0%	0.0%	10.5%	0.0%	0.0%	**100**
35b/36b			5:00	6:00	50	***30***	64.6%	10.2%	0.0%	0.0%	0.0%	0.0%	0.0%	3.0%	0.0%	0.0%	0.0%	0.0%	0.0%	0.0%	13.4%	8.9%	0.0%	0.0%	**100**
35b/36b			6:00	7:00	50	***30***	66.3%	10.2%	0.0%	0.0%	0.0%	0.0%	0.0%	1.6%	0.0%	0.0%	0.0%	0.0%	0.0%	0.0%	13.4%	8.6%	0.0%	0.0%	**100**
35b/36b			7:00	8:00	50	***29***	64.9%	10.1%	0.0%	0.0%	0.0%	0.0%	0.0%	1.8%	0.0%	0.6%	0.6%	0.3%	0.6%	0.0%	12.7%	8.6%	0.0%	0.0%	**250**
35b/36b			8:00	9:00	50	***25***	65.1%	10.1%	0.0%	0.0%	0.0%	0.0%	0.0%	1.7%	0.1%	0.6%	0.4%	0.3%	0.4%	0.0%	12.8%	8.4%	0.0%	0.0%	**600**
35b/36b			9:00	10:00	50	***27***	64.6%	10.2%	0.0%	0.0%	0.0%	0.0%	0.0%	1.7%	0.2%	0.6%	0.4%	0.4%	0.4%	0.0%	13.0%	8.5%	0.0%	0.0%	**450**
35b/36b			10:00	11:00	50	***27***	64.8%	10.2%	0.0%	0.0%	0.0%	0.0%	0.0%	1.7%	0.2%	0.6%	0.4%	0.4%	0.4%	0.0%	13.0%	8.4%	0.0%	0.0%	**450**
35b/36b			11:00	12:00	50	***27***	64.7%	10.1%	0.0%	0.0%	0.0%	0.0%	0.0%	1.8%	0.2%	0.6%	0.4%	0.4%	0.4%	0.0%	13.2%	8.3%	0.0%	0.0%	**400**
35b/36b			12:00	13:00	50	***28***	64.9%	10.2%	0.0%	0.0%	0.0%	0.0%	0.0%	1.6%	0.2%	0.5%	0.5%	0.5%	0.5%	0.0%	12.8%	8.3%	0.0%	0.0%	**350**
35b/36b			13:00	14:00	50	***28***	56.9%	8.9%	0.0%	0.0%	0.0%	0.0%	0.0%	2.9%	0.0%	0.5%	0.5%	0.5%	0.5%	0.0%	22.2%	7.1%	0.0%	0.0%	**300**
35b/36b			14:00	15:00	50	***28***	56.5%	8.9%	0.0%	0.0%	0.0%	0.0%	0.0%	3.1%	0.0%	0.4%	0.4%	0.4%	0.4%	0.0%	22.6%	7.1%	0.0%	0.0%	**350**
35b/36b			15:00	16:00	50	***27***	56.6%	8.8%	0.0%	0.0%	0.0%	0.0%	0.0%	3.0%	0.0%	0.4%	0.4%	0.4%	0.4%	0.0%	22.7%	7.2%	0.0%	0.0%	**350**
35b/36b			16:00	17:00	50	***27***	57.1%	9.0%	0.0%	0.0%	0.0%	0.0%	0.0%	3.0%	0.0%	0.4%	0.4%	0.4%	0.4%	0.0%	22.3%	6.9%	0.0%	0.0%	**400**
35b/36b			17:00	18:00	50	***27***	56.3%	8.8%	0.0%	0.0%	0.0%	0.0%	0.0%	3.0%	0.0%	0.6%	0.6%	0.6%	0.6%	0.0%	22.4%	7.1%	0.0%	0.0%	**450**
35b/36b			18:00	19:00	50	***28***	56.8%	8.8%	0.0%	0.0%	0.0%	0.0%	0.0%	3.0%	0.0%	0.5%	0.5%	0.5%	0.5%	0.0%	22.3%	7.1%	0.0%	0.0%	**300**
35b/36b			19:00	20:00	50	***27***	56.9%	8.8%	0.0%	0.0%	0.0%	0.0%	0.0%	2.9%	0.0%	0.4%	0.4%	0.4%	0.4%	0.0%	22.7%	7.1%	0.0%	0.0%	**350**
35b/36b			20:00	21:00	50	***28***	56.5%	8.9%	0.0%	0.0%	0.0%	0.0%	0.0%	3.1%	0.0%	0.5%	0.5%	0.5%	0.5%	0.0%	22.3%	7.1%	0.0%	0.0%	**300**
35b/36b			21:00	22:00	50	***29***	56.5%	8.7%	0.0%	0.0%	0.0%	0.0%	0.0%	3.0%	0.0%	0.7%	0.7%	0.7%	0.7%	0.0%	22.2%	7.0%	0.0%	0.0%	**200**
35b/36b			22:00	23:00	50	***29***	56.3%	8.8%	0.0%	0.0%	0.0%	0.0%	0.0%	3.0%	0.0%	0.7%	0.7%	0.7%	0.7%	0.0%	22.1%	7.1%	0.0%	0.0%	**200**
35b/36b			23:00	0:00	50	***30***	57.5%	8.8%	0.0%	0.0%	0.0%	0.0%	0.0%	0.0%	0.0%	0.8%	0.8%	0.8%	0.8%	0.0%	23.3%	7.1%	0.0%	0.0%	**250**
35d/36d	35d/36d	Ping Kong Road	0:00	1:00	50	***30***	80.4%	9.6%	0.0%	0.0%	0.0%	0.0%	0.0%	0.0%	0.0%	0.0%	0.0%	0.0%	0.0%	0.0%	0.0%	10.0%	0.0%	0.0%	**100**
35d/36d			1:00	2:00	50	***30***	79.4%	10.0%	0.0%	0.0%	0.0%	0.0%	0.0%	0.0%	0.0%	0.0%	0.0%	0.0%	0.0%	0.0%	0.0%	10.7%	0.0%	0.0%	**100**
35d/36d			2:00	3:00	50	***30***	80.4%	9.4%	0.0%	0.0%	0.0%	0.0%	0.0%	0.0%	0.0%	0.0%	0.0%	0.0%	0.0%	0.0%	0.0%	10.2%	0.0%	0.0%	**100**
35d/36d			3:00	4:00	50	***30***	80.5%	8.3%	0.0%	0.0%	0.0%	0.0%	0.0%	0.0%	0.0%	0.0%	0.0%	0.0%	0.0%	0.0%	0.0%	11.2%	0.0%	0.0%	**100**
35d/36d			4:00	5:00	50	***30***	80.2%	10.1%	0.0%	0.0%	0.0%	0.0%	0.0%	0.0%	0.0%	0.0%	0.0%	0.0%	0.0%	0.0%	0.0%	9.7%	0.0%	0.0%	**100**
35d/36d			5:00	6:00	50	***30***	77.2%	9.7%	0.0%	0.0%	0.0%	0.0%	0.0%	3.8%	0.0%	0.0%	0.0%	0.0%	0.0%	0.0%	0.0%	9.3%	0.0%	0.0%	**100**
35d/36d			6:00	7:00	50	***30***	79.4%	8.5%	0.0%	0.0%	0.0%	0.0%	0.0%	2.1%	0.0%	0.0%	0.0%	0.0%	0.0%	0.0%	0.0%	10.1%	0.0%	0.0%	**100**
35d/36d			7:00	8:00	50	***30***	77.2%	8.4%	0.0%	0.0%	0.0%	0.0%	0.0%	2.3%	0.0%	0.8%	0.3%	0.3%	0.8%	0.0%	0.0%	10.0%	0.0%	0.0%	**250**
35d/36d			8:00	9:00	50	***28***	77.7%	8.1%	0.0%	0.0%	0.0%	0.0%	0.0%	2.1%	0.2%	0.5%	0.4%	0.4%	0.5%	0.0%	0.0%	10.1%	0.0%	0.0%	**550**
35d/36d			9:00	10:00	50	***29***	76.4%	8.9%	0.0%	0.0%	0.0%	0.0%	0.0%	2.3%	0.2%	0.5%	0.5%	0.5%	0.5%	0.0%	0.0%	10.1%	0.0%	0.0%	**400**
35d/36d			10:00	11:00	50	***29***	76.6%	8.9%	0.0%	0.0%	0.0%	0.0%	0.0%	2.3%	0.2%	0.5%	0.5%	0.5%	0.5%	0.0%	0.0%	10.1%	0.0%	0.0%	**400**
35d/36d			11:00	12:00	50	***29***	76.8%	8.7%	0.0%	0.0%	0.0%	0.0%	0.0%	2.3%	0.2%	0.5%	0.5%	0.5%	0.5%	0.0%	0.0%	9.9%	0.0%	0.0%	**400**
35d/36d			12:00	13:00	50	***30***	77.0%	8.2%	0.0%	0.0%	0.0%	0.0%	0.0%	2.1%	0.3%	0.6%	0.6%	0.6%	0.6%	0.0%	0.0%	10.1%	0.0%	0.0%	**350**
35d/36d			13:00	14:00	50	***30***	77.0%	6.8%	0.0%	0.0%	0.0%	0.0%	0.0%	4.1%	0.0%	0.6%	0.6%	0.6%	0.6%	0.0%	0.0%	9.5%	0.0%	0.0%	**300**
35d/36d			14:00	15:00	50	***29***	77.9%	6.1%	0.0%	0.0%	0.0%	0.0%	0.0%	4.1%	0.0%	0.6%	0.6%	0.6%	0.6%	0.0%	0.0%	9.6%	0.0%	0.0%	**350**
35d/36d			15:00	16:00	50	***29***	76.8%	6.3%	0.0%	0.0%	0.0%	0.0%	0.0%	4.1%	0.0%	0.8%	0.8%	0.8%	0.8%	0.0%	0.0%	9.5%	0.0%	0.0%	**350**
35d/36d			16:00	17:00	50	***29***	76.7%	6.3%	0.0%	0.0%	0.0%	0.0%	0.0%	4.2%	0.0%	0.8%	0.8%	0.8%	0.8%	0.0%	0.0%	9.7%	0.0%	0.0%	**350**
35d/36d			17:00	18:00	50	***29***	77.1%	6.3%	0.0%	0.0%	0.0%	0.0%	0.0%	3.9%	0.0%	0.7%	0.7%	0.7%	0.7%	0.0%	0.0%	9.8%	0.0%	0.0%	**450**
35d/36d			18:00	19:00	50	***30***	76.3%	7.5%	0.0%	0.0%	0.0%	0.0%	0.0%	4.0%	0.0%	0.7%	0.7%	0.7%	0.7%	0.0%	0.0%	9.5%	0.0%	0.0%	**350**
35d/36d			19:00	20:00	50	***29***	76.6%	6.2%	0.0%	0.0%	0.0%	0.0%	0.0%	4.3%	0.0%	0.8%	0.8%	0.8%	0.8%	0.0%	0.0%	9.8%	0.0%	0.0%	**350**
35d/36d			20:00	21:00	50	***30***	76.7%	6.8%	0.0%	0.0%	0.0%	0.0%	0.0%	4.3%	0.0%	0.7%	0.7%	0.7%	0.7%	0.0%	0.0%	9.4%	0.0%	0.0%	**300**
35d/36d			21:00	22:00	50	***30***	76.5%	5.9%	0.0%	0.0%	0.0%	0.0%	0.0%	4.3%	0.0%	0.8%	0.8%	0.8%	0.8%	0.0%	0.0%	9.9%	0.0%	0.0%	**250**
35d/36d			22:00	23:00	50	***30***	76.6%	6.0%	0.0%	0.0%	0.0%	0.0%	0.0%	4.4%	0.0%	0.9%	0.9%	0.9%	0.9%	0.0%	0.0%	9.6%	0.0%	0.0%	**250**
35d/36d			23:00	0:00	50	***30***	80.7%	7.2%	0.0%	0.0%	0.0%	0.0%	0.0%	0.0%	0.0%	0.5%	0.5%	0.5%	0.5%	0.0%	0.0%	10.0%	0.0%	0.0%	**200**
35e/36e	35e/36e	Ping Kong Road	0:00	1:00	50	***30***	77.5%	12.9%	0.0%	0.0%	0.0%	0.0%	0.0%	0.0%	0.0%	0.0%	0.0%	0.0%	0.0%	0.0%	0.0%	9.6%	0.0%	0.0%	**100**
35e/36e			1:00	2:00	50	***30***	78.0%	11.0%	0.0%	0.0%	0.0%	0.0%	0.0%	0.0%	0.0%	0.0%	0.0%	0.0%	0.0%	0.0%	0.0%	11.0%	0.0%	0.0%	**100**
35e/36e			2:00	3:00	50	***30***	73.3%	13.3%	0.0%	0.0%	0.0%	0.0%	0.0%	0.0%	0.0%	0.0%	0.0%	0.0%	0.0%	0.0%	0.0%	13.3%	0.0%	0.0%	**100**
35e/36e			3:00	4:00	50	***30***	67.5%	16.3%	0.0%	0.0%	0.0%	0.0%	0.0%	0.0%	0.0%	0.0%	0.0%	0.0%	0.0%	0.0%	0.0%	16.3%	0.0%	0.0%	**100**
35e/36e			4:00	5:00	50	***30***	69.1%	23.8%	0.0%	0.0%	0.0%	0.0%	0.0%	0.0%	0.0%	0.0%	0.0%	0.0%	0.0%	0.0%	0.0%	7.1%	0.0%	0.0%	**100**
35e/36e			5:00	6:00	50	***30***	60.7%	19.6%	0.0%	0.0%	0.0%	0.0%	0.0%	12.5%	0.0%	0.0%	0.0%	0.0%	0.0%	0.0%	0.0%	7.1%	0.0%	0.0%	**100**
35e/36e			6:00	7:00	50	***30***	67.0%	11.0%	0.0%	0.0%	0.0%	0.0%	0.0%	11.0%	0.0%	0.0%	0.0%	0.0%	0.0%	0.0%	0.0%	11.0%	0.0%	0.0%	**100**
35e/36e			7:00	8:00	50	***30***	66.3%	11.3%	0.0%	0.0%	0.0%	0.0%	0.0%	11.2%	0.0%	2.8%	0.0%	0.0%	0.0%	0.0%	0.0%	8.5%	0.0%	0.0%	**100**
35e/36e			8:00	9:00	50	***30***	66.2%	11.1%	0.0%	0.0%	0.0%	0.0%	0.0%	10.1%	0.0%	1.7%	0.7%	0.7%	0.7%	0.0%	0.0%	8.7%	0.0%	0.0%	**150**
35e/36e			9:00	10:00	50	***30***	64.0%	10.5%	0.0%	0.0%	0.0%	0.0%	0.0%	12.4%	0.0%	2.6%	0.9%	0.9%	0.9%	0.0%	0.0%	7.9%	0.0%	0.0%	**100**
35e/36e			10:00	11:00	50	***30***	64.0%	10.5%	0.0%	0.0%	0.0%	0.0%	0.0%	12.4%	0.0%	2.6%	0.9%	0.9%	0.9%	0.0%	0.0%	7.9%	0.0%	0.0%	**100**
35e/36e			11:00	12:00	50	***30***	63.0%	10.8%	0.0%	0.0%	0.0%	0.0%	0.0%	12.8%	0.0%	2.7%	0.9%	0.9%	0.9%	0.0%	0.0%	8.1%	0.0%	0.0%	**100**
35e/36e			12:00	13:00	50	***30***	63.8%	9.6%	0.0%	0.0%	0.0%	0.0%	0.0%	11.8%	0.0%	3.2%	1.0%	1.0%	1.0%	0.0%	0.0%	8.5%	0.0%	0.0%	**100**
35e/36e			13:00	14:00	50	***30***	58.7%	8.7%	0.0%	0.0%	0.0%	0.0%	0.0%	20.7%	0.0%	3.3%	0.0%	0.0%	0.0%	0.0%	0.0%	8.7%	0.0%	0.0%	**100**
35e/36e			14:00	15:00	50	***30***	58.4%	8.9%	0.0%	0.0%	0.0%	0.0%	0.0%	21.8%	0.0%	3.0%	0.0%	0.0%	0.0%	0.0%	0.0%	7.9%	0.0%	0.0%	**100**
35e/36e			15:00	16:00	50	***30***	59.4%	8.5%	0.0%	0.0%	0.0%	0.0%	0.0%	21.7%	0.0%	2.9%	0.0%	0.0%	0.0%	0.0%	0.0%	7.6%	0.0%	0.0%	**100**
35e/36e			16:00	17:00	50	***30***	59.8%	8.4%	0.0%	0.0%	0.0%	0.0%	0.0%	21.5%	0.0%	2.8%	0.0%	0.0%	0.0%	0.0%	0.0%	7.5%	0.0%	0.0%	**100**
35e/36e			17:00	18:00	50	***30***	59.1%	8.7%	0.0%	0.0%	0.0%	0.0%	0.0%	22.7%	0.0%	2.6%	0.0%	0.0%	0.0%	0.0%	0.0%	7.0%	0.0%	0.0%	**100**
35e/36e			18:00	19:00	50	***30***	58.8%	8.8%	0.0%	0.0%	0.0%	0.0%	0.0%	21.5%	0.0%	3.6%	0.0%	0.0%	0.0%	0.0%	0.0%	7.2%	0.0%	0.0%	**100**
35e/36e			19:00	20:00	50	***30***	59.4%	8.5%	0.0%	0.0%	0.0%	0.0%	0.0%	21.7%	0.0%	2.9%	0.0%	0.0%	0.0%	0.0%	0.0%	7.6%	0.0%	0.0%	**100**
35e/36e			20:00	21:00	50	***30***	60.7%	7.0%	0.0%	0.0%	0.0%	0.0%	0.0%	22.7%	0.0%	3.6%	0.0%	0.0%	0.0%	0.0%	0.0%	5.9%	0.0%	0.0%	**100**
35e/36e			21:00	22:00	50	***30***	57.5%	9.0%	0.0%	0.0%	0.0%	0.0%	0.0%	22.8%	0.0%	4.6%	0.0%	0.0%	0.0%	0.0%	0.0%	6.1%	0.0%	0.0%	**100**
35e/36e			22:00	23:00	50	***30***	58.4%	7.7%	0.0%	0.0%	0.0%	0.0%	0.0%	23.1%	0.0%	4.6%	0.0%	0.0%	0.0%	0.0%	0.0%	6.2%	0.0%	0.0%	**100**
35e/36e			23:00	0:00	50	***30***	73.3%	11.1%	0.0%	0.0%	0.0%	0.0%	0.0%	0.0%	0.0%	6.7%	0.0%	0.0%	0.0%	0.0%	0.0%	8.9%	0.0%	0.0%	**100**
37/38	37/38	Po Ping Road	0:00	1:00	50	***30***	61.5%	9.5%	1.0%	1.0%	0.0%	0.5%	1.5%	0.0%	0.0%	0.5%	0.0%	0.0%	0.0%	0.0%	16.4%	8.0%	0.0%	0.0%	**200**
37/38			1:00	2:00	50	***30***	74.0%	11.4%	1.4%	1.4%	0.0%	0.5%	1.4%	0.0%	0.0%	0.8%	0.0%	0.0%	0.0%	0.0%	0.0%	9.1%	0.0%	0.0%	**150**
37/38			2:00	3:00	50	***30***	74.9%	11.5%	1.1%	1.1%	0.0%	0.0%	1.9%	0.0%	0.0%	0.0%	0.0%	0.0%	0.0%	0.0%	0.0%	9.5%	0.0%	0.0%	**100**
37/38			3:00	4:00	50	***30***	73.0%	11.5%	1.3%	1.3%	0.0%	0.0%	2.4%	0.0%	0.0%	0.0%	0.0%	0.0%	0.0%	0.0%	0.0%	10.5%	0.0%	0.0%	**100**
37/38			4:00	5:00	50	***30***	75.5%	11.4%	0.0%	0.0%	0.0%	0.0%	2.9%	0.0%	0.0%	0.0%	0.0%	0.0%	0.0%	0.0%	0.0%	10.1%	0.0%	0.0%	**100**
37/38			5:00	6:00	50	***30***	62.7%	9.7%	0.0%	0.0%	0.0%	0.0%	2.5%	0.0%	0.0%	0.0%	0.0%	0.0%	0.0%	0.0%	16.5%	8.6%	0.0%	0.0%	**100**
37/38			6:00	7:00	50	***30***	61.2%	9.9%	1.2%	1.2%	0.0%	0.7%	1.2%	0.0%	0.0%	0.6%	0.0%	0.0%	0.0%	0.0%	16.5%	7.4%	0.0%	0.0%	**200**
37/38			7:00	8:00	50	***30***	61.3%	9.5%	0.7%	0.7%	0.3%	0.5%	1.0%	0.0%	0.0%	0.5%	0.5%	0.3%	0.5%	0.0%	16.1%	7.6%	0.5%	0.0%	**400**
37/38			8:00	9:00	50	***28***	62.1%	9.6%	0.8%	0.8%	0.3%	0.5%	1.2%	0.0%	0.1%	0.5%	0.4%	0.3%	0.4%	0.0%	14.9%	7.9%	0.3%	0.0%	**800**
37/38			9:00	10:00	50	***29***	61.5%	9.5%	0.8%	0.8%	0.3%	0.5%	1.1%	0.0%	0.2%	0.5%	0.3%	0.3%	0.3%	0.0%	15.9%	7.8%	0.3%	0.0%	**650**
37/38			10:00	11:00	50	***29***	61.6%	9.5%	0.8%	0.8%	0.3%	0.5%	1.1%	0.0%	0.2%	0.5%	0.3%	0.3%	0.3%	0.0%	15.8%	7.8%	0.3%	0.0%	**650**
37/38			11:00	12:00	50	***29***	61.6%	9.5%	0.8%	0.8%	0.3%	0.5%	1.1%	0.0%	0.2%	0.5%	0.3%	0.3%	0.3%	0.0%	15.8%	7.7%	0.3%	0.0%	**650**
37/38			12:00	13:00	50	***29***	61.1%	9.5%	0.9%	0.9%	0.4%	0.6%	1.1%	0.0%	0.2%	0.6%	0.4%	0.4%	0.4%	0.0%	15.5%	7.8%	0.4%	0.0%	**550**
37/38			13:00	14:00	50	***29***	59.2%	9.3%	1.4%	1.4%	0.4%	0.8%	1.8%	0.0%	0.0%	0.4%	0.4%	0.4%	0.4%	0.0%	16.0%	7.5%	0.6%	0.0%	**500**
37/38			14:00	15:00	50	***29***	59.3%	9.2%	1.6%	1.6%	0.4%	0.7%	1.6%	0.0%	0.0%	0.4%	0.4%	0.4%	0.4%	0.0%	16.3%	7.4%	0.5%	0.0%	**550**
37/38			15:00	16:00	50	***29***	59.1%	9.2%	1.5%	1.5%	0.5%	0.8%	1.7%	0.0%	0.0%	0.5%	0.3%	0.3%	0.5%	0.0%	15.9%	7.5%	0.5%	0.0%	**600**
37/38			16:00	17:00	50	***29***	59.3%	9.2%	1.5%	1.5%	0.5%	0.8%	1.6%	0.0%	0.0%	0.5%	0.3%	0.3%	0.5%	0.0%	16.0%	7.4%	0.5%	0.0%	**600**
37/38			17:00	18:00	50	***29***	59.2%	9.1%	1.5%	1.5%	0.5%	0.9%	1.8%	0.0%	0.0%	0.5%	0.3%	0.3%	0.5%	0.0%	16.2%	7.3%	0.5%	0.0%	**650**
37/38			18:00	19:00	50	***29***	59.7%	9.3%	1.5%	1.5%	0.5%	0.8%	1.6%	0.0%	0.0%	0.5%	0.3%	0.3%	0.5%	0.0%	15.6%	7.5%	0.5%	0.0%	**600**
37/38			19:00	20:00	50	***29***	59.3%	9.2%	1.5%	1.5%	0.5%	0.8%	1.7%	0.0%	0.0%	0.5%	0.3%	0.3%	0.5%	0.0%	15.9%	7.4%	0.5%	0.0%	**600**
37/38			20:00	21:00	50	***30***	59.1%	9.1%	1.5%	1.5%	0.4%	0.8%	1.7%	0.0%	0.0%	0.4%	0.4%	0.4%	0.4%	0.0%	16.4%	7.4%	0.4%	0.0%	**450**
37/38			21:00	22:00	50	***30***	58.9%	9.4%	1.4%	1.4%	0.5%	0.8%	1.6%	0.0%	0.0%	0.5%	0.3%	0.3%	0.5%	0.0%	16.3%	7.5%	0.5%	0.0%	**350**
37/38			22:00	23:00	50	***30***	59.3%	9.1%	1.4%	1.4%	0.5%	0.8%	1.7%	0.0%	0.0%	0.5%	0.3%	0.3%	0.5%	0.0%	16.4%	7.1%	0.5%	0.0%	**350**
37/38			23:00	0:00	50	***30***	59.1%	8.9%	1.6%	1.6%	0.7%	0.7%	1.6%	0.0%	0.0%	0.7%	0.3%	0.3%	0.7%	0.0%	15.9%	7.3%	0.7%	0.0%	**300**

2029 Operation	Link ID	Road Section	1-hour interval Start	End	Speed Limit (km/hr)	Travel Speed (km/hr)	Vehicle Composition PC	TAXI	LGV3	LGV4	LGV6	HGV7	HGV8	PLB	PV4	PV5	NFB6	NFB7	NFB8	FBSD	FBDD	MC	HGV9	NFB9	Traffic Flows (veh/hr)
39/40	39/40	Po Ping Road	0:00	1:00	50	30	65.1%	10.6%	1.2%	1.2%	0.0%	0.6%	1.7%	0.0%	0.0%	0.0%	0.0%	0.0%	0.0%	0.0%	11.5%	8.2%	0.0%	0.0%	200
39/40			1:00	2:00	50	30	73.9%	11.0%	1.6%	1.6%	0.0%	0.9%	1.6%	0.0%	0.0%	0.0%	0.0%	0.0%	0.0%	0.0%	0.0%	9.4%	0.0%	0.0%	100
39/40			2:00	3:00	50	30	74.5%	11.6%	1.2%	1.2%	0.0%	0.0%	2.1%	0.0%	0.0%	0.0%	0.0%	0.0%	0.0%	0.0%	0.0%	9.5%	0.0%	0.0%	100
39/40			3:00	4:00	50	30	73.8%	11.7%	1.4%	1.4%	0.0%	0.0%	2.6%	0.0%	0.0%	0.0%	0.0%	0.0%	0.0%	0.0%	0.0%	9.0%	0.0%	0.0%	100
39/40			4:00	5:00	50	30	75.3%	11.4%	0.0%	0.0%	0.0%	0.0%	3.3%	0.0%	0.0%	0.0%	0.0%	0.0%	0.0%	0.0%	0.0%	10.0%	0.0%	0.0%	100
39/40			5:00	6:00	50	30	66.8%	10.2%	0.0%	0.0%	0.0%	0.0%	2.9%	0.0%	0.0%	0.0%	0.0%	0.0%	0.0%	0.0%	11.4%	8.7%	0.0%	0.0%	100
39/40			6:00	7:00	50	30	64.5%	10.1%	1.5%	1.5%	0.0%	0.7%	1.5%	0.0%	0.0%	0.0%	0.0%	0.0%	0.0%	0.0%	11.6%	8.7%	0.0%	0.0%	100
39/40			7:00	8:00	50	29	64.4%	10.0%	0.8%	0.8%	0.3%	0.6%	1.1%	0.0%	0.0%	0.6%	0.6%	0.3%	0.6%	0.0%	11.2%	8.3%	0.6%	0.0%	400
39/40			8:00	9:00	50	26	66.3%	10.3%	0.9%	0.9%	0.3%	0.6%	1.3%	0.0%	0.2%	0.4%	0.4%	0.3%	0.4%	0.0%	8.7%	8.7%	0.3%	0.0%	650
39/40			9:00	10:00	50	27	63.5%	9.9%	0.9%	0.9%	0.4%	0.6%	1.3%	0.0%	0.2%	0.4%	0.4%	0.4%	0.4%	0.0%	12.4%	8.2%	0.4%	0.0%	550
39/40			10:00	11:00	50	27	64.4%	9.9%	0.9%	0.9%	0.4%	0.5%	1.3%	0.0%	0.2%	0.4%	0.4%	0.4%	0.4%	0.0%	11.4%	8.3%	0.4%	0.0%	600
39/40			11:00	12:00	50	27	64.0%	10.0%	0.9%	0.9%	0.4%	0.6%	1.3%	0.0%	0.2%	0.4%	0.4%	0.4%	0.4%	0.0%	11.4%	8.5%	0.4%	0.0%	500
39/40			12:00	13:00	50	28	63.7%	9.9%	1.1%	1.1%	0.4%	0.6%	1.1%	0.0%	0.2%	0.4%	0.4%	0.4%	0.4%	0.0%	11.3%	8.4%	0.4%	0.0%	500
39/40			13:00	14:00	50	28	64.9%	9.9%	1.9%	1.9%	0.5%	0.9%	1.9%	0.0%	0.0%	0.7%	0.5%	0.5%	0.5%	0.0%	7.1%	8.3%	0.7%	0.0%	400
39/40			14:00	15:00	50	28	64.7%	10.0%	1.9%	1.9%	0.4%	1.0%	2.1%	0.0%	0.0%	0.6%	0.4%	0.4%	0.4%	0.0%	7.1%	8.3%	0.6%	0.0%	500
39/40			15:00	16:00	50	28	64.6%	10.1%	2.0%	2.0%	0.4%	1.0%	2.0%	0.0%	0.0%	0.6%	0.4%	0.4%	0.4%	0.0%	7.2%	8.5%	0.6%	0.0%	500
39/40			16:00	17:00	50	28	64.6%	10.1%	1.9%	1.9%	0.6%	1.0%	2.1%	0.0%	0.0%	0.6%	0.4%	0.4%	0.4%	0.0%	7.1%	8.4%	0.6%	0.0%	500
39/40			17:00	18:00	50	27	64.5%	10.0%	1.8%	1.8%	0.7%	0.9%	2.1%	0.0%	0.0%	0.7%	0.5%	0.5%	0.5%	0.0%	7.2%	8.3%	0.5%	0.0%	600
39/40			18:00	19:00	50	27	63.5%	9.8%	1.7%	1.7%	0.6%	1.0%	1.9%	0.0%	0.0%	0.8%	0.4%	0.4%	0.4%	0.0%	9.1%	8.2%	0.6%	0.0%	550
39/40			19:00	20:00	50	28	64.8%	9.9%	1.9%	1.9%	0.6%	1.0%	2.1%	0.0%	0.0%	0.6%	0.4%	0.4%	0.4%	0.0%	7.1%	8.3%	0.6%	0.0%	500
39/40			20:00	21:00	50	28	64.6%	9.8%	2.0%	2.0%	0.5%	1.0%	2.0%	0.0%	0.0%	0.7%	0.5%	0.5%	0.5%	0.0%	7.0%	8.3%	0.7%	0.0%	400
39/40			21:00	22:00	50	29	64.8%	10.1%	1.9%	1.9%	0.6%	0.9%	1.9%	0.0%	0.0%	0.6%	0.3%	0.3%	0.3%	0.0%	7.3%	8.5%	0.6%	0.0%	300
39/40			22:00	23:00	50	29	65.1%	10.3%	1.6%	1.6%	0.6%	1.0%	1.9%	0.0%	0.0%	0.6%	0.3%	0.3%	0.3%	0.0%	7.4%	8.3%	0.6%	0.0%	300
39/40			23:00	0:00	50	30	64.5%	9.9%	1.9%	1.9%	0.8%	0.8%	1.9%	0.0%	0.0%	0.8%	0.4%	0.4%	0.4%	0.0%	7.3%	8.4%	0.8%	0.0%	300
41/42	41/42	Po Ping Road	0:00	1:00	50	30	72.2%	11.3%	1.7%	1.7%	0.0%	0.9%	2.6%	0.0%	0.0%	0.0%	0.0%	0.0%	0.0%	0.0%	0.0%	9.6%	0.0%	0.0%	100
41/42			1:00	2:00	50	30	72.4%	11.6%	1.1%	1.1%	0.0%	1.1%	3.1%	0.0%	0.0%	0.0%	0.0%	0.0%	0.0%	0.0%	0.0%	9.6%	0.0%	0.0%	100
41/42			2:00	3:00	50	30	72.7%	11.5%	1.4%	1.4%	0.0%	1.4%	2.6%	0.0%	0.0%	0.0%	0.0%	0.0%	0.0%	0.0%	0.0%	8.9%	0.0%	0.0%	100
41/42			3:00	4:00	50	30	71.4%	10.9%	1.8%	1.8%	0.0%	0.0%	3.2%	0.0%	0.0%	0.0%	0.0%	0.0%	0.0%	0.0%	0.0%	10.9%	0.0%	0.0%	100
41/42			4:00	5:00	50	30	71.9%	10.8%	2.2%	2.2%	0.0%	0.0%	3.8%	0.0%	0.0%	0.0%	0.0%	0.0%	0.0%	0.0%	0.0%	9.2%	0.0%	0.0%	100
41/42			5:00	6:00	50	30	73.4%	9.9%	2.3%	2.3%	0.0%	0.0%	2.3%	0.0%	0.0%	0.0%	0.0%	0.0%	0.0%	0.0%	0.0%	9.9%	0.0%	0.0%	100
41/42			6:00	7:00	50	30	72.6%	10.8%	1.2%	1.2%	0.0%	1.2%	3.2%	0.0%	0.0%	0.0%	0.0%	0.0%	0.0%	0.0%	0.0%	9.9%	0.0%	0.0%	100
41/42			7:00	8:00	50	30	70.4%	10.9%	1.4%	1.4%	0.3%	1.1%	2.2%	0.0%	0.0%	0.7%	0.7%	0.3%	0.7%	0.0%	0.0%	9.4%	0.3%	0.0%	250
41/42			8:00	9:00	50	28	71.3%	11.1%	1.2%	1.2%	0.4%	0.8%	1.8%	0.0%	0.2%	0.6%	0.6%	0.4%	0.6%	0.0%	0.0%	9.4%	0.4%	0.0%	450
41/42			9:00	10:00	50	29	70.3%	11.0%	1.5%	1.5%	0.5%	1.0%	2.0%	0.0%	0.2%	0.5%	0.5%	0.5%	0.5%	0.0%	0.0%	9.3%	0.7%	0.0%	450
41/42			10:00	11:00	50	29	70.4%	11.0%	1.5%	1.5%	0.5%	1.0%	2.0%	0.0%	0.2%	0.5%	0.5%	0.5%	0.5%	0.0%	0.0%	9.3%	0.7%	0.0%	450
41/42			11:00	12:00	50	29	70.5%	10.9%	1.4%	1.4%	0.5%	0.9%	1.9%	0.0%	0.3%	0.5%	0.5%	0.5%	0.5%	0.0%	0.0%	9.5%	0.7%	0.0%	400
41/42			12:00	13:00	50	29	69.6%	10.7%	1.7%	1.7%	0.6%	0.9%	2.0%	0.0%	0.3%	0.6%	0.6%	0.6%	0.6%	0.0%	0.0%	9.6%	0.6%	0.0%	350
41/42			13:00	14:00	50	30	66.8%	10.4%	2.8%	2.8%	0.6%	1.5%	3.1%	0.0%	0.0%	0.6%	0.6%	0.6%	0.6%	0.0%	0.0%	8.6%	0.9%	0.0%	350
41/42			14:00	15:00	50	29	66.7%	10.5%	2.5%	2.5%	0.8%	1.4%	2.8%	0.0%	0.0%	0.8%	0.8%	0.8%	0.8%	0.0%	0.0%	8.6%	0.8%	0.0%	350
41/42			15:00	16:00	50	29	66.8%	10.5%	2.6%	2.6%	0.8%	1.3%	2.9%	0.0%	0.0%	0.8%	0.8%	0.8%	0.8%	0.0%	0.0%	8.4%	0.8%	0.0%	350
41/42			16:00	17:00	50	29	67.1%	10.4%	2.6%	2.6%	0.8%	1.3%	2.8%	0.0%	0.0%	0.8%	0.8%	0.8%	0.8%	0.0%	0.0%	8.7%	0.8%	0.0%	350
41/42			17:00	18:00	50	29	67.4%	10.5%	2.4%	2.4%	0.7%	1.4%	2.9%	0.0%	0.0%	0.7%	0.7%	0.7%	0.7%	0.0%	0.0%	8.6%	1.0%	0.0%	450
41/42			18:00	19:00	50	29	68.3%	10.7%	2.3%	2.3%	0.7%	1.3%	2.6%	0.0%	0.0%	0.7%	0.5%	0.5%	0.5%	0.0%	0.0%	8.7%	0.7%	0.0%	400
41/42			19:00	20:00	50	29	66.8%	10.4%	2.6%	2.6%	0.8%	1.3%	2.9%	0.0%	0.0%	0.8%	0.8%	0.8%	0.8%	0.0%	0.0%	8.8%	0.8%	0.0%	350
41/42			20:00	21:00	50	30	68.6%	10.8%	2.3%	2.3%	0.7%	1.3%	2.5%	0.0%	0.0%	0.7%	0.3%	0.3%	0.3%	0.0%	0.0%	9.1%	1.0%	0.0%	300
41/42			21:00	22:00	50	30	67.2%	10.6%	2.6%	2.6%	0.8%	1.3%	3.0%	0.0%	0.0%	0.8%	0.5%	0.5%	0.5%	0.0%	0.0%	8.9%	0.8%	0.0%	250
41/42			22:00	23:00	50	30	67.6%	10.3%	2.6%	2.6%	0.8%	1.3%	3.1%	0.0%	0.0%	0.8%	0.5%	0.5%	0.5%	0.0%	0.0%	8.6%	0.8%	0.0%	250
41/42			23:00	0:00	50	30	67.7%	10.4%	2.6%	2.6%	1.1%	1.5%	3.0%	0.0%	0.0%	1.1%	0.5%	0.5%	0.5%	0.0%	0.0%	8.3%	0.5%	0.0%	200
43	43	Po Shek Wu Road	0:00	1:00	50	50	54.9%	8.5%	4.9%	4.5%	1.7%	2.6%	5.4%	0.7%	0.0%	0.5%	0.4%	0.2%	0.4%	0.0%	6.8%	7.1%	1.6%	0.0%	600
43			1:00	2:00	50	50	59.5%	9.3%	5.1%	4.9%	1.8%	2.9%	5.8%	0.0%	0.0%	0.7%	0.2%	0.2%	0.4%	0.0%	0.0%	7.5%	1.8%	0.0%	450
43			2:00	3:00	50	50	59.4%	9.1%	5.3%	4.7%	1.8%	2.9%	5.9%	0.0%	0.0%	0.6%	0.3%	0.3%	0.3%	0.0%	0.0%	7.7%	1.8%	0.0%	350
43			3:00	4:00	50	50	59.3%	9.1%	5.1%	4.7%	1.8%	2.9%	5.8%	0.0%	0.0%	0.7%	0.4%	0.4%	0.4%	0.0%	0.0%	7.6%	1.8%	0.0%	300
43			4:00	5:00	50	50	59.3%	9.3%	5.3%	4.9%	1.8%	2.7%	5.8%	0.0%	0.0%	0.4%	0.4%	0.4%	0.4%	0.0%	0.0%	7.5%	1.8%	0.0%	250
43			5:00	6:00	50	50	54.7%	8.6%	4.9%	4.5%	1.7%	2.5%	5.4%	0.8%	0.0%	0.4%	0.4%	0.4%	0.4%	0.0%	6.6%	7.0%	1.7%	0.0%	250
43			6:00	7:00	50	50	55.2%	8.6%	4.7%	4.5%	1.7%	2.6%	5.2%	0.7%	0.0%	0.4%	0.2%	0.2%	0.4%	0.0%	6.7%	7.1%	1.7%	0.0%	450
43			7:00	8:00	50	46	55.0%	8.6%	4.8%	4.4%	1.7%	2.7%	5.3%	0.8%	0.1%	0.5%	0.3%	0.3%	0.3%	0.0%	6.6%	7.1%	1.7%	0.0%	1,200
43			8:00	9:00	50	40	55.0%	8.6%	4.8%	4.4%	1.7%	2.7%	5.4%	0.7%	0.1%	0.5%	0.3%	0.2%	0.4%	0.0%	6.7%	7.0%	1.6%	0.0%	1,900
43			9:00	10:00	50	40	55.0%	8.6%	4.8%	4.4%	1.7%	2.7%	5.4%	0.7%	0.1%	0.5%	0.3%	0.2%	0.4%	0.0%	6.7%	7.0%	1.6%	0.0%	1,850
43			10:00	11:00	50	40	55.0%	8.6%	4.8%	4.4%	1.7%	2.6%	5.3%	0.8%	0.1%	0.5%	0.3%	0.2%	0.4%	0.0%	6.7%	7.1%	1.7%	0.0%	1,850
43			11:00	12:00	50	41	55.0%	8.6%	4.8%	4.4%	1.7%	2.7%	5.3%	0.7%	0.1%	0.5%	0.3%	0.2%	0.4%	0.0%	6.7%	7.1%	1.7%	0.0%	1,800
43			12:00	13:00	50	43	55.0%	8.6%	4.8%	4.4%	1.8%	2.7%	5.4%	0.7%	0.1%	0.5%	0.3%	0.2%	0.4%	0.0%	6.7%	7.1%	1.6%	0.0%	1,550
43			13:00	14:00	50	43	53.9%	8.3%	5.2%	4.8%	1.9%	2.9%	5.8%	0.7%	0.1%	0.5%	0.3%	0.2%	0.3%	0.0%	6.6%	6.9%	1.8%	0.0%	1,450
43			14:00	15:00	50	42	53.9%	8.3%	5.2%	4.8%	1.9%	2.9%	5.8%	0.7%	0.1%	0.5%	0.3%	0.2%	0.3%	0.0%	6.6%	6.8%	1.7%	0.0%	1,600
43			15:00	16:00	50	41	53.9%	8.4%	5.2%	4.8%	1.9%	2.9%	5.8%	0.7%	0.1%	0.5%	0.3%	0.2%	0.4%	0.0%	6.6%	6.9%	1.8%	0.0%	1,700
43			16:00	17:00	50	41	54.0%	8.3%	5.2%	4.8%	1.9%	2.9%	5.8%	0.7%	0.1%	0.5%	0.3%	0.2%	0.3%	0.0%	6.6%	6.9%	1.8%	0.0%	1,750
43			17:00	18:00	50	40	53.9%	8.4%	5.2%	4.8%	1.9%	2.9%	5.8%	0.7%	0.1%	0.5%	0.3%	0.2%	0.3%	0.0%	6.6%	6.9%	1.8%	0.0%	1,900
43			18:00	19:00	50	38	53.9%	8.4%	5.2%	4.8%	1.9%	2.9%	5.8%	0.7%	0.1%	0.5%	0.3%	0.2%	0.3%	0.0%	6.6%	6.9%	1.8%	0.0%	2,100
43			19:00	20:00	50	41	53.9%	8.4%	5.2%	4.8%	1.9%	2.8%	5.7%	0.7%	0.1%	0.5%	0.3%	0.2%	0.4%	0.0%	6.6%	6.8%	1.8%	0.0%	1,750
43			20:00	21:00	50	44	53.9%	8.4%	5.2%	4.8%	1.8%	2.9%	5.8%	0.7%	0.1%	0.4%	0.3%	0.2%	0.4%	0.0%	6.6%	6.9%	1.8%	0.0%	1,350
43			21:00	22:00	50	47	53.9%	8.3%	5.2%	4.8%	1.9%	2.9%	5.7%	0.7%	0.1%	0.5%	0.3%	0.2%	0.4%	0.0%	6.6%	6.8%	1.8%	0.0%	1,050
43			22:00	23:00	50	47	53.9%	8.4%	5.2%	4.8%	1.9%	2.9%	5.7%	0.7%	0.1%	0.5%	0.3%	0.2%	0.4%	0.0%	6.6%	6.8%	1.8%	0.0%	1,050
43			23:00	0:00	50	48	54.0%	8.4%	5.2%	4.8%	1.8%	2.9%	5.9%	0.7%	0.0%	0.5%	0.2%	0.2%	0.3%	0.0%	6.5%	6.9%	1.7%	0.0%	850
44	44	Po Shek Wu Road	0:00	1:00	50	50	59.7%	9.2%	3.7%	3.4%	1.3%	1.9%	3.9%	0.9%	0.0%	0.4%	0.4%	0.2%	0.4%	0.0%	5.8%	7.5%	1.3%	0.0%	450
44			1:00	2:00	50	50	64.0%	9.8%	3.8%	3.5%	1.4%	2.2%	4.3%	0.0%	0.0%	0.5%	0.3%	0.3%	0.5%	0.0%	0.0%	8.1%	1.4%	0.0%	350
44			2:00	3:00	50	50	63.7%	9.7%	4.0%	3.6%	1.4%	2.2%	4.3%	0.0%	0.0%	0.4%	0.4%	0.4%	0.4%	0.0%	0.0%	8.3%	1.4%	0.0%	300
44			3:00	4:00	50	50	63.8%	9.8%	4.0%	3.6%	1.3%	2.2%	4.5%	0.0%	0.0%	0.5%	0.5%	0.0%	0.5%	0.0%	0.0%	8.0%	1.3%	0.0%	200
44			4:00	5:00	50	50	63.8%	9.7%	3.8%	3.8%	1.6%	2.2%	4.3%	0.0%	0.0%	0.5%	0.5%	0.0%	0.5%	0.0%	0.0%	8.1%	1.1%	0.0%	200
44			5:00	6:00	50	50	59.5%	9.2%	3.6%	3.6%	1.0%	2.1%	4.1%	1.0%	0.0%	0.5%	0.5%	0.0%	0.5%	0.0%	5.6%	7.7%	1.0%	0.0%	200
44			6:00	7:00	50	50	59.0%	9.2%	3.7%	3.4%	1.3%	2.1%	4.0%	1.1%	0.0%	0.5%	0.3%	0.3%	0.5%	0.0%	5.8%	7.6%	1.3%	0.0%	400
44			7:00	8:00	50	48	59.5%	9.2%	3.6%	3.4%	1.2%	2.1%	4.0%	0.9%	0.1%	0.5%	0.3%	0.2%	0.4%	0.0%	5.7%	7.6%	1.2%	0.0%	1,000
44			8:00	9:00	50	44	59.5%	9.2%	3.6%	3.4%	1.3%	2.0%	4.0%	0.9%	0.1%	0.5%	0.3%	0.2%	0.4%	0.0%	5.7%	7.6%	1.2%	0.0%	1,500
44			9:00	10:00	50	44	59.6%	9.2%	3.6%	3.3%	1.3%	2.0%	4.0%	0.9%	0.1%	0.5%	0.3%	0.2%	0.4%	0.0%	5.8%	7.6%	1.2%	0.0%	1,500
44			10:00	11:00	50	44	59.6%	9.2%	3.7%	3.4%	1.3%	2.0%	4.0%	0.9%	0.1%	0.5%	0.3%	0.2%	0.4%	0.0%	5.7%	7.6%	1.3%	0.0%	1,500
44			11:00	12:00	50	44	59.6%	9.2%	3.6%	3.4%	1.3%	2.0%	4.0%	1.0%	0.1%	0.5%	0.3%	0.2%	0.4%	0.0%	5.7%	7.6%	1.2%	0.0%	1,450
44			12:00	13:00	50	46	59.6%	9.2%	3.6%	3.4%	1.3%	2.0%	4.0%	1.0%	0.1%	0.5%	0.3%	0.2%	0.4%	0.0%	5.7%	7.6%	1.2%	0.0%	1,250
44			13:00	14:00	50	47	63.3%	9.8%	2.9%	2.6%	1.0%	1.6%	3.2%	0.8%	0.1%	0.6%	0.3%	0.3%	0.4%	0.0%	4.1%	8.1%	0.9%	0.0%	1,200
44			14:00	15:00	50	46	63.4%	9.8%	2.9%	2.6%	1.0%	1.6%	3.2%	0.8%	0.1%	0.5%	0.3%	0.2%	0.4%	0.0%	4.1%	8.1%	1.0%	0.0%	1,300
44			15:00	16:00	50	45	63.3%	9.8%	2.9%	2.6%	1.0%	1.6%	3.2%	0.8%	0.1%	0.6%	0.4%	0.2%	0.4%	0.0%	4.1%	8.1%	0.9%	0.0%	1,400
44			16:00	17:00	50	45	63.4%	9.9%	2.9%	2.6%	1.0%	1.6%	3.2%	0.8%	0.1%	0.6%	0.4%	0.2%	0.4%	0.0%	4.1%	8.2%	1.0%	0.0%	1,400
44			17:00	18:00	50	44	63.4%	9.9%	2.9%	2.6%	1.0%	1.6%	3.1%	0.8%	0.1%	0.6%	0.3%	0.2%	0.4%	0.0%	4.0%	8.2%	1.0%	0.0%	1,550
44			18:00	19:00	50	42	63.4%	9.8%	2.9%	2.6%	1.0%	1.6%	3.2%	0.8%	0.1%	0.6%	0.3%	0.2%	0.4%	0.0%	4.1%	8.1%	1.0%	0.0%	1,750
44			19:00	20:00	50	45	63.4%	9.8%	2.9%	2.6%	1.0%	1.6%	3.2%	0.8%	0.1%	0.6%	0.4%	0.2%	0.4%	0.0%	4.1%	8.2%	1.0%	0.0%	1,400
44			20:00	21:00	50	47	63.4%	9.9%	2.9%	2.6%	1.0%	1.5%	3.2%	0.8%	0.1%	0.5%	0.4%	0.2%	0.4%	0.0%	4.1%	8.1%	1.0%	0.0%	1,100
44			21:00	22:00	50	49	63.4%	9.8%	2.9%	2.6%	1.0%	1.6%	3.2%	0.8%	0.0%	0.6%	0.4%	0.2%	0.4%	0.0%	4.1%	8.1%	0.9%	0.0%	850
44			22:00	23:00	50	49	63.3%	9.9%	2.9%	2.6%	1.1%	1.5%	3.2%	0.8%	0.0%	0.6%	0.4%	0.2%	0.4%	0.0%	4.1%	8.1%	0.9%	0.0%	850
44			23:00	0:00	50	50	63.6%	9.8%	2.8%	2.6%	1.0%	1.6%	3.1%	0.9%	0.0%	0.6%	0.3%	0.3%	0.4%	0.0%	4.1%	8.1%	1.0%	0.0%	700
45	45	Fanling Highway Slip Road	0:00	1:00	100	98	64.4%	10.2%	3.4%	3.1%	1.4%	2.0%	3.7%	0.0%	0.0%	0.7%	0.3%	0.3%	0.3%	0.0%	0.7%	8.1%	1.4%	0.0%	300
45			1:00	2:00	100	98	64.9%	10.1%	3.6%	3.2%	1.2%	2.0%	3.6%	0.0%	0.0%	0.8%	0.4%	0.0%	0.4%	0.0%	0.0%	8.5%	1.2%	0.0%	250
45			2:00	3:00	100	98	65.1%	10.2%	3.2%	3.2%	1.1%	2.2%	3.8%	0.0%	0.0%	0.5%	0.5%	0.0%	0.5%	0.0%	0.0%	8.6%	1.1%	0.0%	200
45			3:00	4:00	100	99	64.9%	9.9%	3.3%	3.3%	1.3%	2.0%	4.0%	0.0%	0.0%	0.7%	0.0%	0.0%	0.7%	0.0%	0.0%	8.6%	1.3%	0.0%	150
45			4:00	5:00	100	99	65.9%	10.6%	3.3%	3.3%	1.6%	1.6%	4.1%	0.0%	0.0%	0.8%	0.0%	0.0%	0.0%	0.0%	0.0%	8.1%	0.8%	0.0%	100
45			5:00	6:00	100	99	65.3%	9.9%	3.3%	3.3%	1.7%	1.7%	4.1%	0.0%	0.0%	0.8%	0.0%	0.0%	0.0%	0.0%	0.8%	8.3%	0.8%	0.0%	100
45			6:00	7:00	100	98	64.2%	10.0%	3.3%	3.3%	1.3%	2.1%	3.8%	0.0%	0.0%	0.8%	0.4%	0.0%	0.4%	0.0%	0.8%	8.3%	1.3%	0.0%	250
45			7:00	8:00	100	95	64.5%	10.1%	3.4%	3.3%	1.3%	2.0%	3.7%	0.0%	0.2%	0.7%	0.3%	0.2%	0.3%	0.0%	0.8%	8.3%	1.1%	0.0%	600
45			8:00	9:00	100	86	64.5%	10.0%	3.4%	3.2%	1.3%	1.9%	3.8%	0.0%	0.1%	0.7%	0.3%	0.2%	0.4%	0.0%	0.8%	8.3%	1.2%	0.0%	1,050
45			9:00	10:00	100	88	64.6%	10.1%	3.4%	3.2%	1.3%	1.9%	3.8%	0.0%	0.1%	0.6%	0.3%	0.2%	0.4%	0.0%	0.7%	8.3%	1.2%	0.0%	950
45			10:00	11:00	100	88	64.7%	10.0%	3.4%	3.2%	1.3%	1.9%	3.8%	0.0%	0.1%	0.6%	0.3%	0.2%	0.4%	0.0%	0.7%	8.2%	1.2%	0.0%	950
45			11:00	12:00	100	89	64.4%	10.0%	3.4%	3.3%	1.3%	2.0%	3.8%	0.0%	0.1%	0.7%	0.3%	0.2%	0.4%	0.0%	0.8%	8.2%	1.2%	0.0%	900
45			12:00	13:00	100	92	64.6%	10.0%	3.4%	3.2%	1.3%	1.9%	3.8%	0.0%	0.1%	0.6%	0.3%	0.3%	0.4%	0.0%	0.8%	8.3%	1.1%	0.0%	800
45			13:00	14:00	100	93	65.5%	10.1%	3.1%	2.8%	1.1%	1.8%	3.5%	0.0%	0.1%	0.7%	0.3%	0.1%	0.4%	0.0%	1.2%	8.3%	1.1%	0.0%	750
45			14:00	15:00	100	91	65.4%	10.1%	3.0%	2.8%	1.1%	1.8%	3.4%	0.0%	0.1%	0.7%	0.2%	0.2%	0.4%	0.0%	1.2%	8.4%	1.1%	0.0%	800
45			15:00	16:00	100	90	65.5%	10.2%	3.0%	2.9%	1.0%	1.7%	3.5%	0.0%	0.1%	0.7%	0.4%	0.2%	0.4%	0.0%	1.2%	8.3%	1.0%	0.0%	850
45			16:00	17:00	100	89	65.3%	10.1%	3.0%	2.9%	1.1%	1.8%	3.5%	0.0%	0.1%	0.7%	0.3%	0.2%	0.4%	0.0%	1.2%	8.3%	1.0%	0.0%	900
45			17:00	18:00	100	88	65.4%	10.1%	3.0%	2.9%	1.0%	1.8%	3.5%	0.0%	0.1%	0.7%	0.3%	0.2%	0.4%	0.0%	1.1%	8.4%	1.0%	0.0%	950
45			18:00	19:00	100	87	65.5%	10.1%	3.0%	2.8%	1.1%	1.8%	3.4%	0.0%	0.1%	0.7%	0.3%	0.2%	0.4%	0.0%	1.2%	8.3%	1.1%	0.0%	1,000
45			19:00	20:00	100	90	65.4%	10.1%	3.1%	2.8%	1.1%	1.8%	3.5%	0.0%	0.1%	0.7%	0.3%	0.2%	0.3%	0.0%	1.1%	8.4%	1.0%	0.0%	900
45			20:00	21:00	100	94	65.5%	10.1%	3.0%	2.9%	1.2%	1.7%	3.5%	0.0%	0.1%	0.7%	0.3%	0.1%	0.4%	0.0%	1.2%	8.3%	1.0%	0.0%	700
45			21:00	22:00	100	95	65.2%	10.0%	3.1%	2.9%	1.1%	1.8%	3.5%	0.0%	0.2%	0.7%	0.4%	0.2%	0.4%	0.0%	1.1%	8.4%	1.1%	0.0%	550
45			22:00	23:00	100	96	65.6%	10.1%	3.0%	2.8%	1.1%	1.7%	3.4%	0.0%	0.2%	0.7%	0.4%	0.2%	0.4%	0.0%	1.1%	8.4%	1.1%	0.0%	550
45			23:00	0:00	100	96	65.4%	10.1%	3.2%	2.9%	1.1%	1.8%	3.4%	0.0%	0.0%	0.7%	0.2%	0.2%	0.5%	0.0%	1.1%	8.3%	1.1%	0.0%	450

2029 Operation	Link ID	Road Section	1-hour interval Start	End	Speed Limit (km/hr)	Travel Speed (km/hr)	PC	TAXI	LGV3	LGV4	LGV6	HGV7	HGV8	PLB	PV4	PV5	NFB6	NFB7	NFB8	FBSD	FBDD	MC	HGV9	NFB9	Traffic Flows (veh/hr)
46	46	Fanling Highway Slip Road	0:00	1:00	100	97	65.3%	10.1%	3.5%	3.0%	1.3%	1.8%	3.8%	0.0%	0.0%	0.8%	0.3%	0.3%	0.5%	0.0%	0.0%	8.4%	1.0%	0.0%	400
46			1:00	2:00	100	97	65.6%	10.2%	3.6%	3.0%	1.2%	1.8%	3.6%	0.0%	0.0%	0.6%	0.3%	0.3%	0.3%	0.0%	0.0%	8.4%	1.2%	0.0%	350
46			2:00	3:00	100	98	65.0%	10.2%	3.5%	3.2%	1.2%	2.0%	3.5%	0.0%	0.0%	0.8%	0.4%	0.4%	0.4%	0.0%	0.0%	8.3%	1.2%	0.0%	250
46			3:00	4:00	100	98	65.5%	10.3%	3.5%	3.0%	1.0%	2.0%	3.9%	0.0%	0.0%	0.5%	0.5%	0.0%	0.5%	0.0%	0.0%	8.4%	1.0%	0.0%	200
46			4:00	5:00	100	99	65.3%	10.2%	3.6%	3.0%	1.2%	1.8%	3.6%	0.0%	0.0%	0.6%	0.6%	0.0%	0.6%	0.0%	0.0%	8.4%	1.2%	0.0%	150
46			5:00	6:00	100	99	65.1%	10.2%	3.6%	3.0%	1.2%	1.8%	3.6%	0.0%	0.0%	0.6%	0.6%	0.0%	0.6%	0.0%	0.0%	8.4%	1.2%	0.0%	150
46			6:00	7:00	100	97	65.3%	10.0%	3.4%	3.1%	1.3%	1.9%	3.8%	0.0%	0.0%	0.6%	0.3%	0.3%	0.3%	0.0%	0.0%	8.4%	1.3%	0.0%	300
46			7:00	8:00	100	91	65.3%	10.2%	3.5%	3.0%	1.2%	1.8%	3.8%	0.0%	0.1%	0.6%	0.4%	0.2%	0.4%	0.0%	0.0%	8.4%	1.1%	0.0%	850
46			8:00	9:00	100	78	65.4%	10.2%	3.5%	3.0%	1.2%	1.8%	3.7%	0.0%	0.1%	0.6%	0.4%	0.2%	0.4%	0.0%	0.0%	8.4%	1.1%	0.0%	1,400
46			9:00	10:00	100	81	65.4%	10.2%	3.5%	3.0%	1.2%	1.8%	3.7%	0.0%	0.1%	0.6%	0.3%	0.2%	0.4%	0.0%	0.0%	8.4%	1.2%	0.0%	1,250
46			10:00	11:00	100	81	65.4%	10.1%	3.5%	3.1%	1.2%	1.8%	3.7%	0.0%	0.1%	0.6%	0.3%	0.2%	0.4%	0.0%	0.0%	8.4%	1.2%	0.0%	1,250
46			11:00	12:00	100	82	65.3%	10.1%	3.5%	3.0%	1.2%	1.9%	3.7%	0.0%	0.1%	0.7%	0.3%	0.2%	0.4%	0.0%	0.0%	8.4%	1.1%	0.0%	1,250
46			12:00	13:00	100	86	65.4%	10.1%	3.5%	3.0%	1.2%	1.8%	3.7%	0.0%	0.1%	0.7%	0.4%	0.2%	0.4%	0.0%	0.0%	8.4%	1.1%	0.0%	1,050
46			13:00	14:00	100	88	67.5%	10.4%	2.8%	2.5%	1.0%	1.5%	3.0%	0.0%	0.1%	0.5%	0.4%	0.2%	0.5%	0.0%	0.0%	8.6%	0.9%	0.0%	1,000
46			14:00	15:00	100	86	67.4%	10.5%	2.8%	2.5%	1.0%	1.5%	3.0%	0.0%	0.1%	0.5%	0.4%	0.2%	0.5%	0.0%	0.0%	8.7%	0.9%	0.0%	1,100
46			15:00	16:00	100	84	67.4%	10.5%	2.8%	2.5%	1.0%	1.6%	3.0%	0.0%	0.1%	0.5%	0.3%	0.3%	0.4%	0.0%	0.0%	8.7%	1.0%	0.0%	1,150
46			16:00	17:00	100	83	67.5%	10.5%	2.8%	2.5%	1.0%	1.5%	3.0%	0.0%	0.1%	0.5%	0.4%	0.3%	0.4%	0.0%	0.0%	8.7%	0.9%	0.0%	1,200
46			17:00	18:00	100	81	67.4%	10.5%	2.8%	2.5%	1.0%	1.5%	3.0%	0.0%	0.1%	0.5%	0.4%	0.2%	0.5%	0.0%	0.0%	8.7%	0.9%	0.0%	1,300
46			18:00	19:00	100	81	67.5%	10.5%	2.8%	2.5%	1.0%	1.5%	3.0%	0.0%	0.1%	0.5%	0.4%	0.2%	0.5%	0.0%	0.0%	8.7%	0.9%	0.0%	1,350
46			19:00	20:00	100	84	67.5%	10.5%	2.8%	2.5%	1.0%	1.5%	3.0%	0.0%	0.1%	0.5%	0.3%	0.3%	0.4%	0.0%	0.0%	8.7%	0.9%	0.0%	1,200
46			20:00	21:00	100	89	67.5%	10.5%	2.8%	2.5%	1.0%	1.5%	3.0%	0.0%	0.1%	0.5%	0.4%	0.2%	0.4%	0.0%	0.0%	8.7%	1.0%	0.0%	950
46			21:00	22:00	100	93	67.4%	10.5%	2.7%	2.5%	1.0%	1.5%	3.0%	0.0%	0.1%	0.6%	0.4%	0.3%	0.4%	0.0%	0.0%	8.7%	1.0%	0.0%	750
46			22:00	23:00	100	94	67.4%	10.5%	2.8%	2.5%	1.0%	1.5%	2.9%	0.0%	0.1%	0.6%	0.4%	0.3%	0.4%	0.0%	0.0%	8.6%	1.0%	0.0%	700
46			23:00	0:00	100	95	67.5%	10.6%	2.9%	2.5%	1.0%	1.5%	3.0%	0.0%	0.0%	0.5%	0.3%	0.2%	0.5%	0.0%	0.0%	8.7%	0.8%	0.0%	600
47	47	Fanling Highway Slip Road	0:00	1:00	100	98	64.3%	9.8%	2.2%	2.2%	0.9%	1.3%	2.7%	0.0%	0.0%	0.5%	0.5%	0.5%	0.5%	0.0%	5.4%	8.5%	0.9%	0.0%	200
47			1:00	2:00	100	99	67.8%	10.6%	2.8%	2.2%	1.1%	1.1%	2.8%	0.0%	0.0%	0.6%	0.6%	0.0%	0.6%	0.0%	0.0%	8.9%	1.1%	0.0%	200
47			2:00	3:00	100	99	68.2%	10.4%	2.2%	2.2%	0.7%	1.5%	3.0%	0.0%	0.0%	0.7%	0.7%	0.0%	0.7%	0.0%	0.0%	8.9%	0.7%	0.0%	150
47			3:00	4:00	100	99	69.2%	11.2%	2.8%	1.9%	0.9%	0.9%	2.8%	0.0%	0.0%	0.9%	0.0%	0.0%	0.0%	0.0%	0.0%	8.4%	0.9%	0.0%	100
47			4:00	5:00	100	99	68.5%	11.2%	2.3%	2.3%	1.1%	1.1%	2.3%	0.0%	0.0%	1.1%	0.0%	0.0%	0.0%	0.0%	0.0%	9.0%	1.1%	0.0%	100
47			5:00	6:00	100	99	65.6%	9.7%	2.2%	2.2%	1.1%	1.1%	2.2%	0.0%	0.0%	1.1%	0.0%	0.0%	0.0%	0.0%	5.4%	8.6%	1.1%	0.0%	100
47			6:00	7:00	100	98	64.8%	10.1%	2.2%	2.2%	1.1%	1.1%	2.8%	0.0%	0.0%	0.6%	0.6%	0.0%	0.6%	0.0%	5.0%	8.4%	0.6%	0.0%	200
47			7:00	8:00	100	96	64.3%	10.0%	2.4%	2.1%	0.9%	1.3%	2.8%	0.0%	0.2%	0.6%	0.4%	0.2%	0.4%	0.0%	5.1%	8.3%	0.9%	0.0%	450
47			8:00	9:00	100	91	64.4%	10.0%	2.4%	2.2%	0.9%	1.3%	2.7%	0.0%	0.1%	0.6%	0.4%	0.3%	0.4%	0.0%	5.2%	8.3%	0.9%	0.0%	800
47			9:00	10:00	100	93	64.4%	10.0%	2.4%	2.1%	0.8%	1.3%	2.8%	0.0%	0.1%	0.7%	0.4%	0.3%	0.4%	0.0%	5.2%	8.2%	0.8%	0.0%	700
47			10:00	11:00	100	93	64.4%	10.0%	2.4%	2.2%	0.8%	1.3%	2.8%	0.0%	0.1%	0.7%	0.4%	0.3%	0.4%	0.0%	5.3%	8.2%	0.8%	0.0%	700
47			11:00	12:00	100	93	64.4%	10.0%	2.4%	2.2%	0.9%	1.3%	2.7%	0.0%	0.1%	0.6%	0.4%	0.3%	0.4%	0.0%	5.2%	8.3%	0.9%	0.0%	700
47			12:00	13:00	100	95	64.5%	10.1%	2.4%	2.2%	0.8%	1.3%	2.7%	0.0%	0.2%	0.7%	0.3%	0.3%	0.3%	0.0%	5.2%	8.2%	0.8%	0.0%	600
47			13:00	14:00	100	95	68.9%	10.7%	1.4%	1.2%	0.5%	0.7%	1.6%	0.0%	0.2%	0.7%	0.4%	0.2%	0.4%	0.0%	3.7%	8.9%	0.5%	0.0%	550
47			14:00	15:00	100	95	68.7%	10.8%	1.4%	1.3%	0.5%	0.8%	1.6%	0.0%	0.2%	0.6%	0.3%	0.3%	0.3%	0.0%	3.9%	8.8%	0.5%	0.0%	600
47			15:00	16:00	100	95	68.7%	10.6%	1.4%	1.4%	0.5%	0.8%	1.7%	0.0%	0.2%	0.6%	0.5%	0.3%	0.5%	0.0%	3.8%	8.8%	0.5%	0.0%	650
47			16:00	17:00	100	94	68.6%	10.7%	1.5%	1.3%	0.6%	0.7%	1.6%	0.0%	0.2%	0.6%	0.4%	0.3%	0.4%	0.0%	3.8%	8.8%	0.4%	0.0%	700
47			17:00	18:00	100	93	68.6%	10.6%	1.5%	1.4%	0.5%	0.8%	1.5%	0.0%	0.1%	0.7%	0.4%	0.3%	0.4%	0.0%	3.8%	8.8%	0.5%	0.0%	750
47			18:00	19:00	100	93	68.7%	10.7%	1.4%	1.3%	0.5%	0.8%	1.6%	0.0%	0.1%	0.7%	0.4%	0.3%	0.4%	0.0%	3.8%	8.9%	0.5%	0.0%	750
47			19:00	20:00	100	95	68.7%	10.8%	1.5%	1.3%	0.5%	0.8%	1.6%	0.0%	0.2%	0.6%	0.5%	0.3%	0.5%	0.0%	3.7%	8.8%	0.5%	0.0%	650
47			20:00	21:00	100	96	68.6%	10.8%	1.5%	1.3%	0.6%	0.8%	1.5%	0.0%	0.2%	0.6%	0.4%	0.2%	0.4%	0.0%	3.8%	8.9%	0.6%	0.0%	550
47			21:00	22:00	100	97	68.4%	10.6%	1.5%	1.2%	0.5%	0.7%	1.7%	0.0%	0.2%	0.7%	0.5%	0.2%	0.5%	0.0%	3.9%	8.9%	0.5%	0.0%	400
47			22:00	23:00	100	97	68.5%	10.8%	1.5%	1.2%	0.5%	0.7%	1.7%	0.0%	0.2%	0.7%	0.5%	0.2%	0.5%	0.0%	3.7%	8.8%	0.5%	0.0%	400
47			23:00	0:00	100	97	68.8%	10.7%	1.5%	1.2%	0.6%	0.9%	1.5%	0.0%	0.0%	0.6%	0.3%	0.3%	0.3%	0.0%	3.9%	8.9%	0.6%	0.0%	350
48	48	Fanling Highway Slip Road	0:00	1:00	100	97	58.4%	9.0%	4.0%	3.8%	1.6%	2.3%	4.5%	0.0%	0.0%	0.5%	0.2%	0.2%	0.5%	0.0%	6.3%	7.4%	1.4%	0.0%	450
48			1:00	2:00	100	98	62.3%	9.6%	4.3%	4.0%	1.7%	2.3%	4.8%	0.0%	0.0%	0.6%	0.3%	0.3%	0.6%	0.0%	0.0%	7.9%	1.4%	0.0%	350
48			2:00	3:00	100	99	62.4%	9.8%	4.1%	4.1%	1.5%	2.3%	4.9%	0.0%	0.0%	0.4%	0.4%	0.4%	0.4%	0.0%	0.0%	7.9%	1.5%	0.0%	250
48			3:00	4:00	100	99	62.6%	9.8%	4.2%	4.2%	1.4%	2.3%	4.7%	0.0%	0.0%	0.5%	0.5%	0.0%	0.5%	0.0%	0.0%	7.9%	1.4%	0.0%	200
48			4:00	5:00	100	99	62.2%	9.6%	4.5%	4.0%	1.7%	2.3%	4.5%	0.0%	0.0%	0.6%	0.6%	0.0%	0.6%	0.0%	0.0%	7.9%	1.7%	0.0%	200
48			5:00	6:00	100	99	58.3%	9.1%	3.7%	3.7%	1.6%	2.1%	4.3%	0.0%	0.0%	0.5%	0.5%	0.0%	0.5%	0.0%	6.4%	7.5%	1.6%	0.0%	200
48			6:00	7:00	100	98	58.5%	9.2%	3.9%	3.6%	1.4%	2.2%	4.5%	0.0%	0.0%	0.6%	0.3%	0.3%	0.3%	0.0%	6.4%	7.5%	1.4%	0.0%	350
48			7:00	8:00	100	95	58.3%	9.0%	4.0%	3.8%	1.5%	2.3%	4.4%	0.0%	0.1%	0.4%	0.3%	0.2%	0.4%	0.0%	6.3%	7.5%	1.4%	0.0%	950
48			8:00	9:00	100	86	58.4%	9.1%	4.0%	3.7%	1.5%	2.2%	4.5%	0.0%	0.1%	0.5%	0.3%	0.2%	0.4%	0.0%	6.3%	7.5%	1.4%	0.0%	1,500
48			9:00	10:00	100	87	58.4%	9.1%	4.0%	3.7%	1.5%	2.2%	4.5%	0.0%	0.1%	0.5%	0.3%	0.2%	0.4%	0.0%	6.3%	7.5%	1.3%	0.0%	1,450
48			10:00	11:00	100	87	58.4%	9.1%	4.0%	3.7%	1.5%	2.2%	4.5%	0.0%	0.1%	0.5%	0.3%	0.2%	0.4%	0.0%	6.3%	7.5%	1.4%	0.0%	1,450
48			11:00	12:00	100	88	58.3%	9.1%	4.0%	3.7%	1.5%	2.2%	4.5%	0.0%	0.1%	0.5%	0.3%	0.2%	0.4%	0.0%	6.3%	7.5%	1.4%	0.0%	1,400
48			12:00	13:00	100	91	58.4%	9.1%	4.0%	3.7%	1.5%	2.3%	4.5%	0.0%	0.1%	0.5%	0.3%	0.2%	0.4%	0.0%	6.3%	7.6%	1.3%	0.0%	1,200
48			13:00	14:00	100	91	56.2%	8.7%	4.7%	4.4%	1.7%	2.6%	5.3%	0.0%	0.1%	0.5%	0.3%	0.2%	0.4%	0.0%	6.2%	7.2%	1.6%	0.0%	1,100
48			14:00	15:00	100	90	56.2%	8.7%	4.8%	4.4%	1.7%	2.6%	5.2%	0.0%	0.1%	0.5%	0.3%	0.2%	0.4%	0.0%	6.2%	7.2%	1.6%	0.0%	1,250
48			15:00	16:00	100	89	56.3%	8.7%	4.7%	4.4%	1.8%	2.6%	5.2%	0.0%	0.1%	0.5%	0.3%	0.2%	0.4%	0.0%	6.2%	7.2%	1.6%	0.0%	1,300
48			16:00	17:00	100	88	56.3%	8.7%	4.7%	4.4%	1.7%	2.6%	5.2%	0.0%	0.1%	0.5%	0.3%	0.2%	0.4%	0.0%	6.2%	7.2%	1.6%	0.0%	1,350
48			17:00	18:00	100	86	56.2%	8.8%	4.7%	4.4%	1.7%	2.6%	5.3%	0.0%	0.1%	0.5%	0.3%	0.2%	0.3%	0.0%	6.2%	7.2%	1.6%	0.0%	1,450
48			18:00	19:00	100	84	56.2%	8.7%	4.7%	4.4%	1.7%	2.6%	5.2%	0.0%	0.1%	0.5%	0.3%	0.2%	0.4%	0.0%	6.2%	7.2%	1.6%	0.0%	1,650
48			19:00	20:00	100	88	56.2%	8.7%	4.7%	4.4%	1.7%	2.6%	5.3%	0.0%	0.1%	0.5%	0.3%	0.2%	0.4%	0.0%	6.2%	7.2%	1.6%	0.0%	1,350
48			20:00	21:00	100	93	56.2%	8.8%	4.8%	4.4%	1.7%	2.6%	5.2%	0.0%	0.1%	0.5%	0.3%	0.2%	0.4%	0.0%	6.2%	7.2%	1.6%	0.0%	1,050
48			21:00	22:00	100	95	56.2%	8.7%	4.7%	4.4%	1.7%	2.6%	5.2%	0.0%	0.1%	0.5%	0.4%	0.2%	0.4%	0.0%	6.2%	7.2%	1.6%	0.0%	850
48			22:00	23:00	100	95	56.4%	8.8%	4.7%	4.3%	1.7%	2.6%	5.2%	0.0%	0.0%	0.5%	0.3%	0.1%	0.4%	0.0%	6.2%	7.2%	1.6%	0.0%	800
48			23:00	0:00	100	96	56.3%	8.8%	4.8%	4.3%	1.8%	2.5%	5.2%	0.0%	0.0%	0.5%	0.3%	0.2%	0.3%	0.0%	6.3%	7.2%	1.6%	0.0%	650
49	49	Fanling Highway EB	0:00	1:00	100	97	61.7%	9.5%	4.1%	3.8%	1.5%	2.2%	4.6%	0.0%	0.1%	0.5%	0.3%	0.3%	0.3%	0.0%	1.7%	7.9%	1.4%	0.0%	1,150
49			1:00	2:00	100	97	62.9%	9.7%	4.1%	3.8%	1.6%	2.3%	4.6%	0.0%	0.1%	0.5%	0.3%	0.2%	0.4%	0.0%	0.0%	8.1%	1.5%	0.0%	950
49			2:00	3:00	100	98	62.8%	9.8%	4.1%	3.9%	1.5%	2.3%	4.7%	0.0%	0.1%	0.6%	0.3%	0.3%	0.4%	0.0%	0.0%	8.0%	1.4%	0.0%	750
49			3:00	4:00	100	98	62.8%	9.7%	4.2%	3.9%	1.5%	2.4%	4.6%	0.0%	0.2%	0.5%	0.3%	0.2%	0.3%	0.0%	0.0%	8.0%	1.4%	0.0%	600
49			4:00	5:00	100	99	62.8%	9.7%	4.1%	3.9%	1.5%	2.3%	4.6%	0.0%	0.0%	0.6%	0.4%	0.2%	0.4%	0.0%	0.0%	8.1%	1.5%	0.0%	500
49			5:00	6:00	100	99	61.9%	9.5%	4.1%	3.7%	1.4%	2.3%	4.5%	0.0%	0.0%	0.6%	0.4%	0.2%	0.4%	0.0%	1.7%	7.8%	1.4%	0.0%	500
49			6:00	7:00	100	97	61.7%	9.6%	4.1%	3.7%	1.5%	2.2%	4.6%	0.0%	0.1%	0.5%	0.3%	0.2%	0.4%	0.0%	1.7%	7.9%	1.4%	0.0%	950
49			7:00	8:00	100	92	61.7%	9.6%	4.1%	3.8%	1.5%	2.3%	4.5%	0.0%	0.1%	0.5%	0.3%	0.2%	0.4%	0.0%	1.7%	7.9%	1.4%	0.0%	2,450
49			8:00	9:00	100	79	61.7%	9.6%	4.1%	3.8%	1.5%	2.3%	4.5%	0.0%	0.1%	0.6%	0.3%	0.2%	0.4%	0.0%	1.7%	7.9%	1.4%	0.0%	4,150
49			9:00	10:00	100	82	61.7%	9.6%	4.1%	3.8%	1.5%	2.3%	4.5%	0.0%	0.1%	0.6%	0.3%	0.2%	0.4%	0.0%	1.7%	7.9%	1.4%	0.0%	3,750
49			10:00	11:00	100	82	61.7%	9.6%	4.1%	3.8%	1.5%	2.3%	4.5%	0.0%	0.1%	0.6%	0.3%	0.2%	0.4%	0.0%	1.7%	7.9%	1.4%	0.0%	3,750
49			11:00	12:00	100	83	61.7%	9.6%	4.1%	3.8%	1.5%	2.3%	4.6%	0.0%	0.1%	0.6%	0.3%	0.2%	0.4%	0.0%	1.7%	7.9%	1.4%	0.0%	3,650
49			12:00	13:00	100	87	61.7%	9.6%	4.1%	3.8%	1.5%	2.3%	4.5%	0.0%	0.1%	0.6%	0.3%	0.2%	0.4%	0.0%	1.7%	7.9%	1.4%	0.0%	3,100
49			13:00	14:00	100	88	61.8%	9.6%	4.1%	3.7%	1.5%	2.2%	4.5%	0.0%	0.1%	0.6%	0.3%	0.2%	0.4%	0.0%	1.9%	7.9%	1.4%	0.0%	2,950
49			14:00	15:00	100	86	61.8%	9.6%	4.1%	3.7%	1.5%	2.2%	4.5%	0.0%	0.1%	0.5%	0.3%	0.2%	0.4%	0.0%	1.9%	7.9%	1.4%	0.0%	3,250
49			15:00	16:00	100	85	61.8%	9.6%	4.1%	3.7%	1.5%	2.2%	4.5%	0.0%	0.1%	0.5%	0.3%	0.2%	0.4%	0.0%	1.9%	7.9%	1.4%	0.0%	3,400
49			16:00	17:00	100	84	61.8%	9.6%	4.1%	3.7%	1.4%	2.2%	4.5%	0.0%	0.1%	0.5%	0.3%	0.2%	0.4%	0.0%	1.9%	7.9%	1.4%	0.0%	3,550
49			17:00	18:00	100	82	61.8%	9.6%	4.1%	3.7%	1.5%	2.2%	4.5%	0.0%	0.1%	0.5%	0.3%	0.2%	0.4%	0.0%	1.9%	7.9%	1.4%	0.0%	3,800
49			18:00	19:00	100	81	61.8%	9.6%	4.1%	3.7%	1.5%	2.2%	4.5%	0.0%	0.1%	0.5%	0.3%	0.2%	0.4%	0.0%	1.9%	7.9%	1.4%	0.0%	3,900
49			19:00	20:00	100	84	61.8%	9.6%	4.1%	3.7%	1.5%	2.2%	4.5%	0.0%	0.1%	0.6%	0.3%	0.2%	0.4%	0.0%	1.9%	7.9%	1.4%	0.0%	3,500
49			20:00	21:00	100	89	61.8%	9.6%	4.1%	3.7%	1.5%	2.2%	4.5%	0.0%	0.1%	0.6%	0.3%	0.2%	0.4%	0.0%	1.9%	7.9%	1.4%	0.0%	2,750
49			21:00	22:00	100	94	61.8%	9.6%	4.0%	3.7%	1.4%	2.2%	4.5%	0.0%	0.1%	0.6%	0.3%	0.2%	0.4%	0.0%	1.9%	7.9%	1.4%	0.0%	2,150
49			22:00	23:00	100	94	61.8%	9.6%	4.1%	3.7%	1.5%	2.2%	4.5%	0.0%	0.1%	0.5%	0.3%	0.2%	0.4%	0.0%	1.9%	7.9%	1.4%	0.0%	2,100
49			23:00	0:00	100	95	61.8%	9.6%	4.0%	3.7%	1.5%	2.2%	4.5%	0.0%	0.1%	0.5%	0.3%	0.2%	0.4%	0.0%	1.9%	7.9%	1.4%	0.0%	1,750
50	50	Fanling Highway WB	0:00	1:00	100	97	62.1%	9.6%	4.1%	3.7%	1.5%	2.2%	4.5%	0.0%	0.1%	0.6%	0.3%	0.2%	0.4%	0.0%	1.4%	8.0%	1.4%	0.0%	1,250
50			1:00	2:00	100	97	62.9%	9.8%	4.1%	3.8%	1.5%	2.3%	4.6%	0.0%	0.1%	0.6%	0.3%	0.2%	0.4%	0.0%	0.0%	8.1%	1.4%	0.0%	1,050
50			2:00	3:00	100	98	63.0%	9.7%	4.1%	3.8%	1.5%	2.3%	4.6%	0.0%	0.1%	0.5%	0.4%	0.3%	0.4%	0.0%	0.0%	8.1%	1.4%	0.0%	800
50			3:00	4:00	100	98	63.1%	9.9%	4.1%	3.8%	1.6%	2.2%	4.5%	0.0%	0.2%	0.6%	0.3%	0.2%	0.3%	0.0%	0.0%	8.0%	1.4%	0.0%	650
50			4:00	5:00	100	99	63.1%	9.7%	4.2%	3.8%	1.5%	2.3%	4.6%	0.0%	0.0%	0.6%	0.4%	0.2%	0.4%	0.0%	0.0%	8.0%	1.3%	0.0%	550
50			5:00	6:00	100	99	62.1%	9.7%	4.0%	3.8%	1.5%	2.3%	4.6%	0.0%	0.0%	0.6%	0.4%	0.2%	0.4%	0.0%	1.3%	8.0%	1.3%	0.0%	550
50			6:00	7:00	100	97	62.0%	9.7%	4.0%	3.7%	1.5%	2.3%	4.5%	0.0%	0.1%	0.6%	0.3%	0.2%	0.4%	0.0%	1.4%	8.0%	1.4%	0.0%	1,000
50			7:00	8:00	100	90	62.2%	9.6%	4.0%	3.7%	1.5%	2.3%	4.5%	0.0%	0.1%	0.5%	0.3%	0.2%	0.4%	0.0%	1.4%	7.9%	1.4%	0.0%	2,600
50			8:00	9:00	100	75	62.2%	9.7%	4.0%	3.7%	1.5%	2.2%	4.5%	0.0%	0.1%	0.6%	0.3%	0.2%	0.4%	0.0%	1.4%	7.9%	1.4%	0.0%	4,750
50			9:00	10:00	100	80	62.2%	9.7%	4.1%	3.7%	1.5%	2.2%	4.5%	0.0%	0.1%	0.6%	0.3%	0.2%	0.4%	0.0%	1.4%	7.9%	1.4%	0.0%	4,050
50			10:00	11:00	100	80	62.2%	9.6%	4.1%	3.7%	1.5%	2.2%	4.5%	0.0%	0.1%	0.5%	0.3%	0.2%	0.4%	0.0%	1.4%	7.9%	1.4%	0.0%	4,050
50			11:00	12:00	100	81	62.2%	9.7%	4.1%	3.7%	1.5%	2.2%	4.5%	0.0%	0.1%	0.5%	0.3%	0.2%	0.4%	0.0%	1.4%	8.0%	1.4%	0.0%	3,950
50			12:00	13:00	100	85	62.2%	9.6%	4.0%	3.7%	1.5%	2.2%	4.5%	0.0%	0.1%	0.5%	0.3%	0.2%	0.4%	0.0%	1.4%	7.9%	1.4%	0.0%	3,350
50			13:00	14:00	100	86	59.0%	9.2%	4.9%	4.5%	1.8%	2.7%	5.5%	0.0%	0.1%	0.5%	0.3%	0.2%	0.4%	0.0%	1.8%	7.5%	1.7%	0.0%	3,150
50			14:00	15:00	100	83	59.0%	9.1%	4.9%	4.5%	1.8%	2.7%	5.5%	0.0%	0.1%	0.5%	0.3%	0.2%	0.3%	0.0%	1.8%	7.6%	1.7%	0.0%	3,500
50			15:00	16:00	100	82	59.0%	9.2%	4.9%	4.5%	1.8%	2.7%	5.5%	0.0%	0.1%	0.5%	0.3%	0.2%	0.4%	0.0%	1.8%	7.6%	1.7%	0.0%	3,700
50			16:00	17:00	100	81	59.0%	9.2%	4.9%	4.5%	1.8%	2.7%	5.4%	0.0%	0.1%	0.5%	0.3%	0.2%	0.4%	0.0%	1.8%	7.6%	1.7%	0.0%	3,850
50			17:00	18:00	100	79	59.0%	9.1%	4.9%	4.5%	1.8%	2.7%	5.5%	0.0%	0.1%	0.5%	0.3%	0.2%	0.4%	0.0%	1.8%	7.6%	1.7%	0.0%	4,150
50			18:00	19:00	100	80	59.0%	9.2%	4.9%	4.5%	1.8%	2.7%	5.5%	0.0%	0.1%	0.5%	0.3%	0.2%	0.4%	0.0%	1.8%	7.6%	1.7%	0.0%	3,950
50			19:00	20:00	100	81	59.0%	9.2%	4.9%	4.5%	1.8%	2.7%	5.5%	0.0%	0.1%	0.5%	0.3%	0.2%	0.4%	0.0%	1.8%	7.6%	1.7%	0.0%	3,750
50			20:00	21:00	100	87	59.0%	9.2%	4.9%	4.5%	1.8%	2.7%	5.5%	0.0%	0.1%	0.5%	0.3%	0.2%	0.4%	0.0%	1.8%	7.5%	1.7%	0.0%	2,950
50			21:00	22:00	100	92	59.0%	9.2%	4.9%	4.5%	1.8%	2.7%	5.5%	0.0%	0.1%	0.5%	0.3%	0.2%	0.3%	0.0%	1.8%	7.6%	1.7%	0.0%	2,350
50			22:00	23:00	100	92	59.0%	9.1%	4.9%	4.5%	1.8%	2.7%	5.5%	0.0%	0.1%	0.5%	0.3%	0.2%	0.4%	0.0%	1.8%	7.6%	1.7%	0.0%	2,300
50			23:00	0:00	100	95	59.0%	9.2%	5.0%	4.5%	1.8%	2.7%	5.4%	0.0%	0.1%	0.5%	0.3%	0.2%	0.4%	0.0%	1.8%	7.5%	1.7%	0.0%	1,900

2029 Operation	Link ID	Road Section	1-hour interval Start	End	Speed Limit (km/hr)	Travel Speed (km/hr)	Vehicle Composition PC	TAXI	LGV3	LGV4	LGV6	HGV7	HGV8	PLB	PV4	PV5	NFB6	NFB7	NFB8	FBSD	FBDD	MC	HGV9	NFB9	Traffic Flows (veh/hr)
51	51	Tai Tau Leng Roundabout	0:00	1:00	50	50	65.0%	10.0%	2.7%	2.5%	1.0%	1.4%	3.0%	0.6%	0.1%	0.6%	0.3%	0.1%	0.4%	0.0%	3.1%	8.3%	0.9%	0.0%	700
51			1:00	2:00	50	50	67.2%	10.3%	2.8%	2.6%	1.0%	1.6%	3.1%	0.0%	0.2%	0.7%	0.3%	0.2%	0.5%	0.0%	0.0%	8.6%	0.9%	0.0%	600
51			2:00	3:00	50	50	67.4%	10.3%	2.8%	2.5%	0.9%	1.6%	3.2%	0.0%	0.0%	0.7%	0.5%	0.2%	0.5%	0.0%	0.0%	8.5%	0.9%	0.0%	450
51			3:00	4:00	50	50	67.3%	10.5%	2.8%	2.6%	1.1%	1.4%	3.1%	0.0%	0.0%	0.6%	0.3%	0.3%	0.6%	0.0%	0.0%	8.5%	0.9%	0.0%	350
51			4:00	5:00	50	50	67.5%	10.4%	2.8%	2.4%	1.0%	1.4%	3.1%	0.0%	0.0%	0.7%	0.4%	0.4%	0.4%	0.0%	0.0%	8.7%	1.0%	0.0%	300
51			5:00	6:00	50	50	65.0%	10.1%	2.7%	2.4%	1.0%	1.4%	2.7%	0.7%	0.0%	0.7%	0.3%	0.3%	0.3%	0.0%	3.0%	8.4%	1.0%	0.0%	300
51			6:00	7:00	50	50	65.1%	10.2%	2.6%	2.5%	1.1%	1.4%	3.0%	0.5%	0.0%	0.5%	0.4%	0.2%	0.4%	0.0%	3.2%	8.3%	0.9%	0.0%	550
51			7:00	8:00	50	45	64.8%	10.1%	2.7%	2.5%	0.9%	1.5%	3.0%	0.6%	0.1%	0.6%	0.3%	0.2%	0.4%	0.0%	3.2%	8.3%	0.9%	0.0%	1,500
51			8:00	9:00	50	39	64.8%	10.0%	2.7%	2.5%	1.0%	1.5%	2.9%	0.6%	0.1%	0.6%	0.3%	0.2%	0.4%	0.0%	3.2%	8.3%	0.9%	0.0%	2,400
51			9:00	10:00	50	40	64.9%	10.1%	2.7%	2.5%	1.0%	1.5%	2.9%	0.6%	0.1%	0.6%	0.4%	0.2%	0.4%	0.0%	3.2%	8.3%	0.9%	0.0%	2,300
51			10:00	11:00	50	40	64.8%	10.1%	2.7%	2.5%	1.0%	1.5%	2.9%	0.6%	0.1%	0.6%	0.4%	0.2%	0.4%	0.0%	3.2%	8.3%	0.9%	0.0%	2,300
51			11:00	12:00	50	40	64.8%	10.1%	2.7%	2.5%	1.0%	1.5%	3.0%	0.6%	0.1%	0.6%	0.3%	0.2%	0.4%	0.0%	3.2%	8.3%	0.9%	0.0%	2,200
51			12:00	13:00	50	42	64.9%	10.1%	2.7%	2.5%	1.0%	1.5%	3.0%	0.6%	0.1%	0.6%	0.3%	0.2%	0.4%	0.0%	3.2%	8.3%	0.9%	0.0%	1,900
51			13:00	14:00	50	43	67.3%	10.4%	2.1%	1.9%	0.7%	1.1%	2.3%	0.6%	0.1%	0.6%	0.3%	0.2%	0.5%	0.0%	2.6%	8.6%	0.7%	0.0%	1,800
51			14:00	15:00	50	42	67.3%	10.4%	2.1%	1.9%	0.8%	1.1%	2.3%	0.6%	0.1%	0.6%	0.4%	0.3%	0.4%	0.0%	2.6%	8.6%	0.7%	0.0%	2,000
51			15:00	16:00	50	41	67.3%	10.4%	2.1%	1.9%	0.8%	1.2%	2.3%	0.5%	0.1%	0.6%	0.3%	0.2%	0.4%	0.0%	2.6%	8.6%	0.7%	0.0%	2,100
51			16:00	17:00	50	41	67.3%	10.4%	2.1%	1.9%	0.7%	1.1%	2.3%	0.6%	0.1%	0.6%	0.4%	0.2%	0.4%	0.0%	2.6%	8.6%	0.7%	0.0%	2,150
51			17:00	18:00	50	40	67.3%	10.4%	2.1%	1.9%	0.7%	1.1%	2.3%	0.6%	0.1%	0.6%	0.3%	0.2%	0.4%	0.0%	2.6%	8.6%	0.7%	0.0%	2,350
51			18:00	19:00	50	38	67.3%	10.4%	2.1%	1.9%	0.7%	1.1%	2.3%	0.6%	0.1%	0.6%	0.4%	0.2%	0.4%	0.0%	2.6%	8.6%	0.7%	0.0%	2,550
51			19:00	20:00	50	41	67.3%	10.4%	2.1%	1.9%	0.8%	1.1%	2.3%	0.6%	0.1%	0.6%	0.3%	0.2%	0.4%	0.0%	2.6%	8.6%	0.7%	0.0%	2,100
51			20:00	21:00	50	44	67.3%	10.4%	2.1%	1.9%	0.7%	1.1%	2.3%	0.5%	0.1%	0.6%	0.4%	0.2%	0.4%	0.0%	2.6%	8.6%	0.7%	0.0%	1,700
51			21:00	22:00	50	47	67.2%	10.4%	2.1%	1.9%	0.8%	1.1%	2.4%	0.5%	0.2%	0.6%	0.4%	0.2%	0.5%	0.0%	2.6%	8.6%	0.7%	0.0%	1,300
51			22:00	23:00	50	47	67.2%	10.4%	2.1%	1.9%	0.8%	1.2%	2.3%	0.5%	0.2%	0.6%	0.4%	0.2%	0.5%	0.0%	2.5%	8.6%	0.7%	0.0%	1,300
51			23:00	0:00	50	48	67.2%	10.4%	2.1%	2.0%	0.7%	1.1%	2.2%	0.6%	0.1%	0.6%	0.4%	0.3%	0.5%	0.0%	2.6%	8.6%	0.7%	0.0%	1,100
52	52	Tai Tau Leng Roundabout	0:00	1:00	50	50	55.5%	8.8%	5.0%	4.6%	1.7%	2.9%	5.5%	0.0%	0.0%	0.4%	0.4%	0.4%	0.4%	0.0%	5.5%	7.1%	1.7%	0.0%	250
52			1:00	2:00	50	50	58.3%	8.9%	5.2%	4.7%	2.1%	3.1%	5.7%	0.0%	0.0%	0.5%	0.5%	0.5%	0.5%	0.0%	0.0%	7.8%	2.1%	0.0%	200
52			2:00	3:00	50	50	58.7%	9.1%	5.6%	4.9%	2.1%	2.8%	5.6%	0.0%	0.0%	0.7%	0.0%	0.0%	0.7%	0.0%	0.0%	7.7%	2.1%	0.0%	150
52			3:00	4:00	50	50	59.1%	9.6%	5.2%	5.2%	1.7%	2.6%	6.1%	0.0%	0.0%	0.9%	0.0%	0.0%	0.0%	0.0%	0.0%	7.8%	1.7%	0.0%	100
52			4:00	5:00	50	50	59.0%	9.5%	5.3%	5.3%	2.1%	3.2%	5.3%	0.0%	0.0%	1.1%	0.0%	0.0%	0.0%	0.0%	0.0%	7.4%	2.1%	0.0%	100
52			5:00	6:00	50	50	55.6%	9.1%	5.1%	5.1%	2.0%	3.0%	5.1%	0.0%	0.0%	1.0%	0.0%	0.0%	0.0%	0.0%	5.1%	7.1%	2.0%	0.0%	100
52			6:00	7:00	50	50	54.9%	8.8%	5.2%	4.7%	2.1%	2.6%	5.7%	0.0%	0.0%	0.5%	0.5%	0.5%	0.5%	0.0%	5.2%	7.3%	1.6%	0.0%	200
52			7:00	8:00	50	50	55.4%	8.7%	5.0%	4.6%	1.8%	2.8%	5.7%	0.0%	0.2%	0.6%	0.2%	0.2%	0.4%	0.0%	5.4%	7.3%	1.6%	0.0%	500
52			8:00	9:00	50	46	55.6%	8.7%	5.0%	4.6%	1.8%	2.8%	5.6%	0.0%	0.1%	0.5%	0.3%	0.3%	0.4%	0.0%	5.4%	7.2%	1.7%	0.0%	750
52			9:00	10:00	50	46	55.5%	8.7%	5.0%	4.6%	1.8%	2.8%	5.7%	0.0%	0.1%	0.5%	0.3%	0.3%	0.4%	0.0%	5.4%	7.2%	1.7%	0.0%	750
52			10:00	11:00	50	46	55.7%	8.7%	5.0%	4.6%	1.8%	2.8%	5.6%	0.0%	0.1%	0.5%	0.3%	0.3%	0.4%	0.0%	5.4%	7.2%	1.7%	0.0%	750
52			11:00	12:00	50	47	55.7%	8.7%	5.0%	4.6%	1.9%	2.7%	5.5%	0.0%	0.1%	0.5%	0.3%	0.3%	0.4%	0.0%	5.4%	7.2%	1.8%	0.0%	750
52			12:00	13:00	50	48	55.6%	8.7%	5.0%	4.6%	1.9%	2.7%	5.7%	0.0%	0.2%	0.5%	0.3%	0.3%	0.3%	0.0%	5.4%	7.2%	1.7%	0.0%	650
52			13:00	14:00	50	49	61.2%	9.4%	3.9%	3.5%	1.5%	2.2%	4.2%	0.0%	0.2%	0.5%	0.3%	0.2%	0.5%	0.0%	3.5%	7.7%	1.3%	0.0%	600
52			14:00	15:00	50	48	61.3%	9.4%	3.8%	3.5%	1.5%	2.1%	4.3%	0.0%	0.2%	0.6%	0.3%	0.2%	0.5%	0.0%	3.5%	7.7%	1.2%	0.0%	650
52			15:00	16:00	50	48	61.3%	9.5%	3.9%	3.4%	1.4%	2.2%	4.2%	0.0%	0.1%	0.6%	0.3%	0.3%	0.4%	0.0%	3.4%	7.8%	1.3%	0.0%	700
52			16:00	17:00	50	47	61.2%	9.4%	3.9%	3.5%	1.5%	2.1%	4.3%	0.0%	0.1%	0.6%	0.3%	0.3%	0.4%	0.0%	3.5%	7.8%	1.3%	0.0%	700
52			17:00	18:00	50	47	61.3%	9.4%	3.9%	3.5%	1.4%	2.2%	4.3%	0.0%	0.1%	0.5%	0.4%	0.3%	0.4%	0.0%	3.5%	7.7%	1.3%	0.0%	800
52			18:00	19:00	50	45	61.2%	9.4%	3.8%	3.5%	1.5%	2.1%	4.3%	0.0%	0.1%	0.6%	0.3%	0.2%	0.5%	0.0%	3.5%	7.8%	1.2%	0.0%	900
52			19:00	20:00	50	48	61.2%	9.5%	3.8%	3.5%	1.4%	2.1%	4.2%	0.0%	0.1%	0.6%	0.3%	0.3%	0.4%	0.0%	3.5%	7.8%	1.3%	0.0%	700
52			20:00	21:00	50	49	61.1%	9.5%	3.7%	3.6%	1.4%	2.1%	4.3%	0.0%	0.2%	0.5%	0.4%	0.2%	0.5%	0.0%	3.6%	7.7%	1.3%	0.0%	550
52			21:00	22:00	50	50	61.7%	9.4%	3.9%	3.4%	1.4%	2.1%	4.1%	0.0%	0.0%	0.5%	0.2%	0.2%	0.5%	0.0%	3.4%	7.8%	1.4%	0.0%	450
52			22:00	23:00	50	50	61.5%	9.5%	3.9%	3.5%	1.4%	2.1%	4.2%	0.0%	0.0%	0.5%	0.2%	0.2%	0.5%	0.0%	3.5%	7.7%	1.4%	0.0%	450
52			23:00	0:00	50	50	61.2%	9.5%	3.9%	3.4%	1.4%	2.2%	4.2%	0.0%	0.0%	0.6%	0.3%	0.3%	0.6%	0.0%	3.4%	7.8%	1.4%	0.0%	350
53	53	Tai Tau Leng Roundabout	0:00	1:00	50	50	65.0%	10.1%	2.8%	2.5%	1.1%	1.4%	3.0%	0.5%	0.1%	0.5%	0.4%	0.3%	0.4%	0.0%	2.8%	8.3%	0.9%	0.0%	750
53			1:00	2:00	50	50	67.3%	10.4%	2.7%	2.6%	1.0%	1.6%	3.0%	0.0%	0.2%	0.6%	0.3%	0.2%	0.5%	0.0%	0.0%	8.7%	1.0%	0.0%	600
53			2:00	3:00	50	50	67.2%	10.4%	2.8%	2.6%	1.1%	1.5%	3.2%	0.0%	0.2%	0.6%	0.4%	0.2%	0.4%	0.0%	0.0%	8.5%	0.9%	0.0%	450
53			3:00	4:00	50	50	67.1%	10.5%	2.9%	2.6%	1.1%	1.6%	2.9%	0.0%	0.0%	0.5%	0.3%	0.3%	0.5%	0.0%	0.0%	8.7%	1.1%	0.0%	400
53			4:00	5:00	50	50	67.3%	10.6%	2.9%	2.6%	1.0%	1.6%	2.9%	0.0%	0.0%	0.6%	0.3%	0.3%	0.3%	0.0%	0.0%	8.7%	1.0%	0.0%	300
53			5:00	6:00	50	50	65.1%	10.1%	2.8%	2.5%	0.9%	1.6%	2.8%	0.6%	0.0%	0.6%	0.3%	0.3%	0.3%	0.0%	2.8%	8.2%	0.9%	0.0%	300
53			6:00	7:00	50	50	65.3%	10.1%	2.8%	2.5%	1.0%	1.5%	2.9%	0.5%	0.2%	0.5%	0.3%	0.2%	0.3%	0.0%	2.8%	8.3%	1.0%	0.0%	600
53			7:00	8:00	50	45	65.1%	10.1%	2.7%	2.5%	1.0%	1.5%	3.0%	0.5%	0.1%	0.6%	0.3%	0.2%	0.4%	0.0%	2.8%	8.3%	0.9%	0.0%	1,600
53			8:00	9:00	50	37	65.1%	10.1%	2.7%	2.5%	1.0%	1.5%	3.0%	0.5%	0.1%	0.6%	0.3%	0.2%	0.4%	0.0%	2.8%	8.3%	0.9%	0.0%	2,750
53			9:00	10:00	50	39	65.1%	10.1%	2.7%	2.5%	1.0%	1.5%	3.0%	0.5%	0.1%	0.5%	0.3%	0.2%	0.4%	0.0%	2.8%	8.3%	0.9%	0.0%	2,450
53			10:00	11:00	50	39	65.1%	10.1%	2.7%	2.5%	1.0%	1.5%	3.0%	0.5%	0.1%	0.5%	0.3%	0.2%	0.4%	0.0%	2.8%	8.3%	0.9%	0.0%	2,450
53			11:00	12:00	50	39	65.1%	10.1%	2.7%	2.5%	1.0%	1.5%	2.9%	0.5%	0.1%	0.6%	0.3%	0.2%	0.4%	0.0%	2.8%	8.3%	0.9%	0.0%	2,400
53			12:00	13:00	50	41	65.1%	10.1%	2.7%	2.5%	1.0%	1.5%	3.0%	0.5%	0.1%	0.5%	0.3%	0.2%	0.4%	0.0%	2.8%	8.3%	0.9%	0.0%	2,050
53			13:00	14:00	50	43	67.5%	10.5%	2.0%	1.8%	0.7%	1.1%	2.2%	0.6%	0.1%	0.6%	0.4%	0.3%	0.4%	0.0%	2.6%	8.6%	0.7%	0.0%	1,900
53			14:00	15:00	50	41	67.5%	10.5%	2.0%	1.8%	0.8%	1.1%	2.2%	0.6%	0.1%	0.6%	0.3%	0.2%	0.4%	0.0%	2.6%	8.6%	0.7%	0.0%	2,100
53			15:00	16:00	50	40	67.4%	10.5%	2.0%	1.8%	0.8%	1.1%	2.2%	0.5%	0.1%	0.6%	0.4%	0.2%	0.5%	0.0%	2.6%	8.6%	0.7%	0.0%	2,250
53			16:00	17:00	50	40	67.5%	10.5%	2.0%	1.9%	0.7%	1.1%	2.2%	0.6%	0.1%	0.6%	0.4%	0.2%	0.4%	0.0%	2.6%	8.6%	0.7%	0.0%	2,300
53			17:00	18:00	50	39	67.5%	10.5%	2.0%	1.8%	0.8%	1.1%	2.2%	0.6%	0.1%	0.6%	0.4%	0.2%	0.4%	0.0%	2.6%	8.6%	0.7%	0.0%	2,500
53			18:00	19:00	50	38	67.5%	10.5%	2.0%	1.8%	0.7%	1.1%	2.2%	0.6%	0.1%	0.6%	0.4%	0.2%	0.4%	0.0%	2.6%	8.6%	0.7%	0.0%	2,550
53			19:00	20:00	50	40	67.5%	10.5%	2.0%	1.9%	0.8%	1.1%	2.2%	0.5%	0.1%	0.6%	0.4%	0.2%	0.4%	0.0%	2.6%	8.6%	0.7%	0.0%	2,300
53			20:00	21:00	50	43	67.5%	10.5%	2.0%	1.8%	0.7%	1.1%	2.2%	0.6%	0.1%	0.6%	0.3%	0.2%	0.4%	0.0%	2.6%	8.6%	0.7%	0.0%	1,800
53			21:00	22:00	50	46	67.5%	10.5%	2.0%	1.8%	0.8%	1.1%	2.2%	0.6%	0.1%	0.6%	0.4%	0.2%	0.4%	0.0%	2.6%	8.7%	0.7%	0.0%	1,400
53			22:00	23:00	50	46	67.4%	10.5%	2.0%	1.9%	0.7%	1.1%	2.2%	0.6%	0.1%	0.6%	0.4%	0.2%	0.4%	0.0%	2.6%	8.7%	0.7%	0.0%	1,400
53			23:00	0:00	50	48	67.5%	10.4%	2.0%	1.8%	0.8%	1.1%	2.2%	0.5%	0.1%	0.6%	0.4%	0.3%	0.4%	0.0%	2.6%	8.6%	0.7%	0.0%	1,150
54	54	Tai Tau Leng Roundabout	0:00	1:00	50	50	65.1%	10.1%	2.9%	2.7%	1.0%	1.6%	3.1%	0.8%	0.2%	0.6%	0.4%	0.2%	0.4%	0.0%	1.8%	8.4%	1.0%	0.0%	500
54			1:00	2:00	50	50	66.8%	10.4%	3.1%	2.6%	1.2%	1.7%	3.3%	0.0%	0.0%	0.7%	0.2%	0.2%	0.5%	0.0%	0.0%	8.5%	0.9%	0.0%	450
54			2:00	3:00	50	50	66.7%	10.3%	3.1%	2.8%	0.9%	1.6%	3.4%	0.0%	0.0%	0.6%	0.3%	0.3%	0.3%	0.0%	0.0%	8.7%	0.9%	0.0%	300
54			3:00	4:00	50	50	66.5%	10.4%	3.1%	2.7%	1.2%	1.5%	3.1%	0.0%	0.0%	0.8%	0.4%	0.4%	0.4%	0.0%	0.0%	8.5%	1.2%	0.0%	250
54			4:00	5:00	50	50	67.3%	10.4%	2.8%	2.8%	1.0%	1.4%	3.3%	0.0%	0.0%	0.5%	0.5%	0.0%	0.5%	0.0%	0.0%	8.5%	1.0%	0.0%	200
54			5:00	6:00	50	50	65.1%	10.2%	2.8%	2.8%	0.9%	1.4%	3.3%	0.9%	0.0%	0.5%	0.5%	0.0%	0.5%	0.0%	1.9%	8.4%	0.9%	0.0%	200
54			6:00	7:00	50	50	65.1%	10.1%	2.9%	2.7%	1.0%	1.7%	3.1%	0.7%	0.0%	0.5%	0.2%	0.2%	0.5%	0.0%	1.9%	8.4%	1.0%	0.0%	400
54			7:00	8:00	50	44	65.0%	10.1%	2.9%	2.6%	1.0%	1.6%	3.2%	0.7%	0.1%	0.6%	0.3%	0.2%	0.5%	0.0%	1.9%	8.4%	1.0%	0.0%	1,100
54			8:00	9:00	50	35	65.0%	10.1%	2.9%	2.6%	1.1%	1.6%	3.2%	0.7%	0.1%	0.6%	0.3%	0.2%	0.4%	0.0%	1.8%	8.4%	1.0%	0.0%	1,900
54			9:00	10:00	50	38	65.1%	10.1%	2.9%	2.6%	1.0%	1.6%	3.2%	0.7%	0.1%	0.6%	0.3%	0.2%	0.4%	0.0%	1.8%	8.4%	1.0%	0.0%	1,650
54			10:00	11:00	50	38	65.0%	10.1%	2.9%	2.7%	1.0%	1.6%	3.2%	0.7%	0.1%	0.6%	0.3%	0.2%	0.4%	0.0%	1.9%	8.4%	1.0%	0.0%	1,650
54			11:00	12:00	50	38	65.0%	10.1%	2.9%	2.6%	1.1%	1.6%	3.2%	0.8%	0.1%	0.6%	0.3%	0.2%	0.4%	0.0%	1.9%	8.4%	1.0%	0.0%	1,600
54			12:00	13:00	50	41	65.1%	10.1%	2.9%	2.6%	1.0%	1.6%	3.2%	0.7%	0.1%	0.6%	0.3%	0.2%	0.4%	0.0%	1.8%	8.4%	0.9%	0.0%	1,400
54			13:00	14:00	50	42	66.2%	10.2%	2.5%	2.2%	0.9%	1.3%	2.6%	0.9%	0.1%	0.5%	0.4%	0.2%	0.4%	0.0%	2.2%	8.5%	0.9%	0.0%	1,300
54			14:00	15:00	50	40	66.3%	10.2%	2.4%	2.2%	0.9%	1.3%	2.7%	0.8%	0.1%	0.6%	0.4%	0.2%	0.4%	0.0%	2.2%	8.4%	0.8%	0.0%	1,450
54			15:00	16:00	50	39	66.3%	10.2%	2.4%	2.2%	0.9%	1.3%	2.7%	0.9%	0.1%	0.5%	0.3%	0.3%	0.4%	0.0%	2.2%	8.4%	0.8%	0.0%	1,500
54			16:00	17:00	50	39	66.2%	10.3%	2.4%	2.2%	0.9%	1.3%	2.6%	0.8%	0.1%	0.5%	0.4%	0.3%	0.5%	0.0%	2.2%	8.4%	0.8%	0.0%	1,550
54			17:00	18:00	50	37	66.3%	10.2%	2.5%	2.2%	0.9%	1.3%	2.7%	0.8%	0.1%	0.5%	0.4%	0.2%	0.4%	0.0%	2.2%	8.5%	0.8%	0.0%	1,700
54			18:00	19:00	50	38	66.3%	10.3%	2.5%	2.2%	0.9%	1.3%	2.6%	0.8%	0.1%	0.5%	0.4%	0.2%	0.4%	0.0%	2.2%	8.5%	0.8%	0.0%	1,650
54			19:00	20:00	50	39	66.3%	10.3%	2.5%	2.2%	0.9%	1.3%	2.7%	0.8%	0.1%	0.5%	0.4%	0.3%	0.4%	0.0%	2.2%	8.4%	0.8%	0.0%	1,550
54			20:00	21:00	50	43	66.2%	10.3%	2.5%	2.2%	0.9%	1.3%	2.6%	0.8%	0.1%	0.6%	0.3%	0.3%	0.4%	0.0%	2.2%	8.5%	0.8%	0.0%	1,200
54			21:00	22:00	50	45	66.3%	10.3%	2.4%	2.2%	0.9%	1.4%	2.6%	0.8%	0.1%	0.5%	0.3%	0.2%	0.4%	0.0%	2.2%	8.5%	0.8%	0.0%	950
54			22:00	23:00	50	46	66.3%	10.2%	2.5%	2.2%	0.9%	1.3%	2.7%	0.9%	0.1%	0.5%	0.3%	0.2%	0.4%	0.0%	2.2%	8.4%	0.9%	0.0%	950
54			23:00	0:00	50	47	66.3%	10.3%	2.4%	2.2%	0.9%	1.3%	2.7%	0.9%	0.0%	0.5%	0.4%	0.3%	0.4%	0.0%	2.2%	8.5%	0.8%	0.0%	800
55	55	Tai Tau Leng Roundabout	0:00	1:00	50	49	62.5%	9.8%	3.3%	3.1%	1.2%	1.8%	3.7%	0.4%	0.1%	0.5%	0.3%	0.2%	0.4%	0.0%	3.7%	8.0%	1.1%	0.0%	1,000
55			1:00	2:00	50	50	65.2%	10.1%	3.4%	3.1%	1.3%	1.9%	3.9%	0.0%	0.1%	0.6%	0.4%	0.3%	0.4%	0.0%	0.0%	8.4%	1.1%	0.0%	800
55			2:00	3:00	50	50	65.3%	10.1%	3.5%	3.2%	1.2%	1.8%	3.8%	0.0%	0.2%	0.5%	0.3%	0.2%	0.5%	0.0%	0.0%	8.3%	1.2%	0.0%	600
55			3:00	4:00	50	50	65.3%	10.1%	3.5%	3.1%	1.2%	1.9%	3.7%	0.0%	0.0%	0.6%	0.4%	0.2%	0.4%	0.0%	0.0%	8.4%	1.2%	0.0%	500
55			4:00	5:00	50	50	65.3%	10.0%	3.5%	3.3%	1.3%	2.0%	3.8%	0.0%	0.0%	0.5%	0.3%	0.3%	0.5%	0.0%	0.0%	8.3%	1.3%	0.0%	400
55			5:00	6:00	50	50	62.6%	9.7%	3.4%	2.9%	1.2%	1.7%	3.6%	0.5%	0.0%	0.5%	0.2%	0.2%	0.5%	0.0%	3.6%	8.0%	1.2%	0.0%	400
55			6:00	7:00	50	50	62.7%	9.7%	3.3%	3.0%	1.1%	1.8%	3.7%	0.4%	0.1%	0.5%	0.4%	0.3%	0.4%	0.0%	3.7%	7.9%	1.1%	0.0%	800
55			7:00	8:00	50	41	62.6%	9.7%	3.3%	3.0%	1.2%	1.8%	3.7%	0.4%	0.1%	0.5%	0.3%	0.2%	0.4%	0.0%	3.7%	8.0%	1.1%	0.0%	2,050
55			8:00	9:00	50	31	62.5%	9.7%	3.3%	3.0%	1.2%	1.8%	3.6%	0.4%	0.1%	0.6%	0.3%	0.2%	0.4%	0.0%	3.7%	8.0%	1.1%	0.0%	3,450
55			9:00	10:00	50	33	62.6%	9.7%	3.3%	3.0%	1.2%	1.8%	3.6%	0.4%	0.1%	0.5%	0.3%	0.2%	0.4%	0.0%	3.7%	8.0%	1.1%	0.0%	3,150
55			10:00	11:00	50	33	62.5%	9.7%	3.3%	3.0%	1.2%	1.8%	3.7%	0.4%	0.1%	0.5%	0.3%	0.2%	0.4%	0.0%	3.7%	8.0%	1.1%	0.0%	3,150
55			11:00	12:00	50	33	62.6%	9.7%	3.3%	3.0%	1.2%	1.8%	3.6%	0.4%	0.1%	0.6%	0.3%	0.2%	0.4%	0.0%	3.7%	8.0%	1.1%	0.0%	3,100
55			12:00	13:00	50	37	62.6%	9.7%	3.3%	3.0%	1.2%	1.8%	3.7%	0.4%	0.1%	0.5%	0.3%	0.2%	0.4%	0.0%	3.7%	8.0%	1.1%	0.0%	2,650
55			13:00	14:00	50	38	61.7%	9.6%	3.5%	3.2%	1.3%	1.9%	3.9%	0.4%	0.1%	0.6%	0.3%	0.2%	0.4%	0.0%	4.1%	7.9%	1.2%	0.0%	2,500
55			14:00	15:00	50	36	61.7%	9.6%	3.5%	3.2%	1.3%	1.9%	3.9%	0.4%	0.1%	0.6%	0.3%	0.2%	0.4%	0.0%	4.1%	7.8%	1.2%	0.0%	2,750
55			15:00	16:00	50	34	61.6%	9.6%	3.5%	3.2%	1.3%	1.9%	3.9%	0.4%	0.1%	0.6%	0.3%	0.2%	0.4%	0.0%	4.1%	7.9%	1.2%	0.0%	2,900
55			16:00	17:00	50	34	61.6%	9.6%	3.5%	3.2%	1.3%	1.9%	3.9%	0.4%	0.1%	0.6%	0.3%	0.2%	0.4%	0.0%	4.1%	7.8%	1.2%	0.0%	3,000
55			17:00	18:00	50	32	61.7%	9.6%	3.5%	3.2%	1.3%	1.9%	3.9%	0.4%	0.1%	0.6%	0.3%	0.2%	0.4%	0.0%	4.1%	7.9%	1.2%	0.0%	3,250
55			18:00	19:00	50	31	61.7%	9.6%	3.5%	3.2%	1.3%	1.9%	3.9%	0.4%	0.1%	0.6%	0.3%	0.2%	0.4%	0.0%	4.1%	7.9%	1.2%	0.0%	3,400
55			19:00	20:00	50	34	61.6%	9.6%	3.5%	3.2%	1.3%	1.9%	3.8%	0.4%	0.1%	0.6%	0.3%	0.2%	0.4%	0.0%	4.1%	7.8%	1.2%	0.0%	2,950
55			20:00	21:00	50	39	61.6%	9.6%	3.5%	3.2%	1.3%	1.9%	3.9%	0.4%	0.1%	0.6%	0.3%	0.2%	0.4%	0.0%	4.1%	7.9%	1.2%	0.0%	2,350
55			21:00	22:00	50	42	61.6%	9.6%	3.5%	3.2%	1.3%	1.9%	3.8%	0.4%	0.1%	0.6%	0.3%	0.2%	0.4%	0.0%	4.1%	7.8%	1.2%	0.0%	1,850
55			22:00	23:00	50	43	61.7%	9.6%	3.5%	3.2%	1.3%	2.0%	3.9%	0.4%	0.1%	0.6%	0.3%	0.2%	0.4%	0.0%	4.1%	7.9%	1.2%	0.0%	1,800
55			23:00	0:00	50	45	61.6%	9.5%	3.5%	3.2%	1.3%	2.0%	3.8%	0.4%	0.1%	0.5%	0.3%	0.2%	0.4%	0.0%	4.1%	7.9%	1.2%	0.0%	1,500

2029 Operation	Link ID	Road Section	1-hour interval Start	1-hour interval End	Speed Limit (km/hr)	Travel Speed (km/hr)	Vehicle Composition PC	TAXI	LGV3	LGV4	LGV6	HGV7	HGV8	PLB	PV4	PV5	NFB6	NFB7	NFB8	FBSD	FBDD	MC	HGV9	NFB9	Traffic Flows (veh/hr)
56	56	Tai Tau Leng Roundabout	0:00	1:00	50	***50***	72.2%	11.1%	1.3%	1.3%	0.5%	0.8%	1.6%	0.0%	0.0%	0.5%	0.3%	0.3%	0.5%	0.0%	0.0%	9.3%	0.5%	0.0%	**400**
56			1:00	2:00	50	***50***	71.5%	11.2%	1.5%	1.2%	0.6%	0.9%	1.5%	0.0%	0.0%	0.6%	0.3%	0.3%	0.6%	0.0%	0.0%	9.1%	0.6%	0.0%	**350**
56			2:00	3:00	50	***50***	71.8%	11.3%	1.2%	1.2%	0.4%	0.8%	1.6%	0.0%	0.0%	0.8%	0.4%	0.4%	0.4%	0.0%	0.0%	9.3%	0.4%	0.0%	**250**
56			3:00	4:00	50	***50***	71.6%	11.0%	1.5%	1.5%	0.5%	1.0%	1.5%	0.0%	0.0%	0.5%	0.5%	0.5%	0.5%	0.0%	0.0%	9.0%	0.5%	0.0%	**200**
56			4:00	5:00	50	***50***	72.6%	11.0%	1.2%	1.2%	0.6%	0.6%	1.2%	0.0%	0.0%	0.6%	0.6%	0.0%	0.6%	0.0%	0.0%	9.2%	0.6%	0.0%	**150**
56			5:00	6:00	50	***50***	72.2%	11.1%	1.2%	1.2%	0.6%	0.6%	1.2%	0.0%	0.0%	0.6%	0.6%	0.0%	0.6%	0.0%	0.0%	9.3%	0.6%	0.0%	**150**
56			6:00	7:00	50	***50***	71.7%	11.2%	1.3%	1.3%	0.6%	1.0%	1.6%	0.0%	0.0%	0.6%	0.3%	0.3%	0.6%	0.0%	0.0%	9.2%	0.3%	0.0%	**300**
56			7:00	8:00	50	***48***	71.8%	11.1%	1.4%	1.4%	0.5%	0.9%	1.6%	0.0%	0.1%	0.6%	0.4%	0.3%	0.5%	0.0%	0.0%	9.1%	0.5%	0.0%	**800**
56			8:00	9:00	50	***41***	71.9%	11.1%	1.4%	1.3%	0.6%	0.8%	1.6%	0.0%	0.1%	0.6%	0.3%	0.3%	0.5%	0.0%	0.0%	9.1%	0.5%	0.0%	**1,450**
56			9:00	10:00	50	***43***	71.9%	11.1%	1.4%	1.3%	0.6%	0.8%	1.6%	0.0%	0.1%	0.6%	0.3%	0.2%	0.5%	0.0%	0.0%	9.2%	0.5%	0.0%	**1,250**
56			10:00	11:00	50	***43***	71.9%	11.1%	1.4%	1.3%	0.6%	0.8%	1.6%	0.0%	0.1%	0.6%	0.3%	0.2%	0.5%	0.0%	0.0%	9.1%	0.5%	0.0%	**1,250**
56			11:00	12:00	50	***44***	71.8%	11.1%	1.4%	1.3%	0.6%	0.8%	1.6%	0.0%	0.1%	0.6%	0.3%	0.3%	0.5%	0.0%	0.0%	9.1%	0.5%	0.0%	**1,200**
56			12:00	13:00	50	***45***	71.8%	11.1%	1.3%	1.3%	0.6%	0.9%	1.5%	0.0%	0.1%	0.6%	0.4%	0.3%	0.5%	0.0%	0.0%	9.1%	0.5%	0.0%	**1,050**
56			13:00	14:00	50	***46***	74.4%	11.5%	0.6%	0.6%	0.2%	0.3%	0.7%	0.0%	0.1%	0.7%	0.4%	0.2%	0.5%	0.0%	0.0%	9.5%	0.2%	0.0%	**1,000**
56			14:00	15:00	50	***45***	74.4%	11.5%	0.6%	0.6%	0.3%	0.4%	0.7%	0.0%	0.1%	0.7%	0.4%	0.3%	0.5%	0.0%	0.0%	9.5%	0.2%	0.0%	**1,100**
56			15:00	16:00	50	***45***	74.5%	11.6%	0.5%	0.5%	0.3%	0.4%	0.7%	0.0%	0.1%	0.7%	0.4%	0.3%	0.5%	0.0%	0.0%	9.5%	0.2%	0.0%	**1,150**
56			16:00	17:00	50	***44***	74.3%	11.6%	0.6%	0.6%	0.3%	0.3%	0.7%	0.0%	0.1%	0.8%	0.4%	0.3%	0.5%	0.0%	0.0%	9.5%	0.3%	0.0%	**1,200**
56			17:00	18:00	50	***43***	74.5%	11.6%	0.6%	0.6%	0.2%	0.3%	0.6%	0.0%	0.1%	0.7%	0.4%	0.2%	0.5%	0.0%	0.0%	9.5%	0.2%	0.0%	**1,250**
56			18:00	19:00	50	***44***	74.4%	11.6%	0.6%	0.6%	0.2%	0.3%	0.7%	0.0%	0.1%	0.7%	0.4%	0.2%	0.5%	0.0%	0.0%	9.5%	0.2%	0.0%	**1,250**
56			19:00	20:00	50	***44***	74.3%	11.6%	0.6%	0.6%	0.3%	0.3%	0.7%	0.0%	0.1%	0.7%	0.4%	0.3%	0.5%	0.0%	0.0%	9.5%	0.2%	0.0%	**1,150**
56			20:00	21:00	50	***47***	74.5%	11.6%	0.6%	0.6%	0.2%	0.3%	0.7%	0.0%	0.1%	0.8%	0.4%	0.2%	0.4%	0.0%	0.0%	9.5%	0.2%	0.0%	**900**
56			21:00	22:00	50	***49***	74.6%	11.5%	0.6%	0.6%	0.3%	0.3%	0.7%	0.0%	0.1%	0.7%	0.4%	0.3%	0.4%	0.0%	0.0%	9.5%	0.1%	0.0%	**700**
56			22:00	23:00	50	***49***	74.4%	11.6%	0.6%	0.6%	0.3%	0.3%	0.7%	0.0%	0.1%	0.7%	0.4%	0.3%	0.4%	0.0%	0.0%	9.5%	0.1%	0.0%	**700**
56			23:00	0:00	50	***50***	74.7%	11.6%	0.5%	0.5%	0.2%	0.3%	0.7%	0.0%	0.0%	0.7%	0.3%	0.2%	0.5%	0.0%	0.0%	9.6%	0.2%	0.0%	**600**
57	57	Tai Tau Leng Roundabout	0:00	1:00	50	***50***	66.3%	10.3%	2.5%	2.3%	0.9%	1.4%	2.8%	0.5%	0.1%	0.6%	0.3%	0.2%	0.3%	0.0%	2.2%	8.5%	0.9%	0.0%	**850**
57			1:00	2:00	50	***50***	68.1%	10.5%	2.5%	2.4%	1.0%	1.4%	2.9%	0.0%	0.1%	0.6%	0.3%	0.3%	0.4%	0.0%	0.0%	8.7%	0.8%	0.0%	**700**
57			2:00	3:00	50	***50***	68.1%	10.5%	2.6%	2.4%	0.9%	1.5%	2.8%	0.0%	0.2%	0.6%	0.4%	0.2%	0.4%	0.0%	0.0%	8.7%	0.9%	0.0%	**550**
57			3:00	4:00	50	***50***	68.4%	10.6%	2.5%	2.3%	0.9%	1.4%	2.8%	0.0%	0.0%	0.7%	0.2%	0.2%	0.5%	0.0%	0.0%	8.7%	0.9%	0.0%	**450**
57			4:00	5:00	50	***50***	68.6%	10.6%	2.5%	2.2%	0.8%	1.4%	2.8%	0.0%	0.0%	0.6%	0.3%	0.3%	0.3%	0.0%	0.0%	8.7%	0.8%	0.0%	**350**
57			5:00	6:00	50	***50***	66.6%	10.4%	2.5%	2.2%	0.8%	1.4%	2.7%	0.6%	0.0%	0.6%	0.3%	0.3%	0.3%	0.0%	2.2%	8.5%	0.8%	0.0%	**350**
57			6:00	7:00	50	***50***	66.3%	10.2%	2.4%	2.3%	0.9%	1.4%	2.7%	0.4%	0.1%	0.6%	0.3%	0.3%	0.4%	0.0%	2.3%	8.5%	0.9%	0.0%	**700**
57			7:00	8:00	50	***43***	66.4%	10.3%	2.5%	2.3%	0.9%	1.4%	2.8%	0.4%	0.1%	0.6%	0.3%	0.2%	0.4%	0.0%	2.2%	8.5%	0.8%	0.0%	**1,800**
57			8:00	9:00	50	***35***	66.3%	10.3%	2.5%	2.3%	0.9%	1.4%	2.8%	0.5%	0.1%	0.6%	0.3%	0.2%	0.4%	0.0%	2.2%	8.5%	0.9%	0.0%	**3,000**
57			9:00	10:00	50	***36***	66.3%	10.3%	2.5%	2.3%	0.9%	1.4%	2.8%	0.5%	0.1%	0.6%	0.3%	0.2%	0.4%	0.0%	2.2%	8.5%	0.9%	0.0%	**2,800**
57			10:00	11:00	50	***36***	66.3%	10.3%	2.5%	2.3%	0.9%	1.4%	2.7%	0.5%	0.1%	0.6%	0.3%	0.3%	0.4%	0.0%	2.2%	8.5%	0.9%	0.0%	**2,800**
57			11:00	12:00	50	***37***	66.3%	10.3%	2.5%	2.3%	0.9%	1.4%	2.8%	0.5%	0.1%	0.6%	0.3%	0.2%	0.4%	0.0%	2.2%	8.5%	0.8%	0.0%	**2,750**
57			12:00	13:00	50	***40***	66.3%	10.3%	2.5%	2.3%	0.9%	1.4%	2.7%	0.5%	0.1%	0.6%	0.3%	0.2%	0.4%	0.0%	2.2%	8.5%	0.9%	0.0%	**2,350**
57			13:00	14:00	50	***41***	68.6%	10.6%	1.9%	1.7%	0.7%	1.0%	2.1%	0.5%	0.1%	0.6%	0.3%	0.2%	0.4%	0.0%	1.8%	8.8%	0.6%	0.0%	**2,200**
57			14:00	15:00	50	***39***	68.6%	10.6%	1.9%	1.7%	0.7%	1.1%	2.1%	0.5%	0.1%	0.6%	0.3%	0.3%	0.4%	0.0%	1.8%	8.8%	0.7%	0.0%	**2,450**
57			15:00	16:00	50	***38***	68.5%	10.6%	1.9%	1.8%	0.7%	1.1%	2.1%	0.5%	0.1%	0.6%	0.3%	0.2%	0.4%	0.0%	1.8%	8.7%	0.7%	0.0%	**2,550**
57			16:00	17:00	50	***38***	68.6%	10.6%	1.9%	1.7%	0.7%	1.1%	2.1%	0.5%	0.1%	0.6%	0.3%	0.2%	0.4%	0.0%	1.8%	8.7%	0.6%	0.0%	**2,650**
57			17:00	18:00	50	***36***	68.6%	10.6%	1.9%	1.7%	0.7%	1.1%	2.1%	0.5%	0.1%	0.6%	0.3%	0.2%	0.4%	0.0%	1.8%	8.8%	0.7%	0.0%	**2,850**
57			18:00	19:00	50	***35***	68.6%	10.6%	1.9%	1.7%	0.7%	1.1%	2.1%	0.5%	0.1%	0.6%	0.3%	0.2%	0.4%	0.0%	1.8%	8.8%	0.7%	0.0%	**3,050**
57			19:00	20:00	50	***38***	68.6%	10.6%	1.9%	1.7%	0.7%	1.0%	2.1%	0.5%	0.1%	0.6%	0.3%	0.2%	0.4%	0.0%	1.8%	8.8%	0.7%	0.0%	**2,600**
57			20:00	21:00	50	***42***	68.5%	10.6%	1.9%	1.7%	0.7%	1.1%	2.1%	0.4%	0.1%	0.6%	0.3%	0.2%	0.4%	0.0%	1.8%	8.8%	0.6%	0.0%	**2,050**
57			21:00	22:00	50	***45***	68.5%	10.6%	1.9%	1.7%	0.7%	1.1%	2.1%	0.4%	0.1%	0.6%	0.3%	0.3%	0.4%	0.0%	1.8%	8.8%	0.7%	0.0%	**1,600**
57			22:00	23:00	50	***45***	68.6%	10.6%	1.9%	1.8%	0.7%	1.1%	2.1%	0.4%	0.1%	0.6%	0.3%	0.3%	0.4%	0.0%	1.8%	8.7%	0.6%	0.0%	**1,600**
57			23:00	0:00	50	***47***	68.7%	10.6%	1.9%	1.8%	0.7%	1.1%	2.1%	0.5%	0.1%	0.6%	0.3%	0.2%	0.5%	0.0%	1.8%	8.7%	0.6%	0.0%	**1,300**
58	58	Tai Tau Leng Roundabout	0:00	1:00	50	***50***	65.8%	10.2%	1.9%	1.7%	0.7%	1.0%	2.1%	1.0%	0.0%	0.7%	0.2%	0.2%	0.5%	0.0%	4.8%	8.6%	0.7%	0.0%	**400**
58			1:00	2:00	50	***50***	69.7%	10.7%	2.1%	1.8%	0.9%	1.2%	2.4%	0.0%	0.0%	0.6%	0.3%	0.3%	0.6%	0.0%	0.0%	8.9%	0.6%	0.0%	**350**
58			2:00	3:00	50	***50***	69.3%	10.6%	2.0%	2.0%	0.8%	1.2%	2.4%	0.0%	0.0%	0.8%	0.4%	0.4%	0.4%	0.0%	0.0%	9.1%	0.8%	0.0%	**250**
58			3:00	4:00	50	***50***	70.1%	10.8%	2.0%	2.0%	1.0%	1.0%	2.5%	0.0%	0.0%	0.5%	0.5%	0.0%	0.5%	0.0%	0.0%	8.8%	0.5%	0.0%	**200**
58			4:00	5:00	50	***50***	69.6%	10.7%	2.4%	1.8%	0.6%	1.2%	2.4%	0.0%	0.0%	0.6%	0.6%	0.0%	0.6%	0.0%	0.0%	8.9%	0.6%	0.0%	**150**
58			5:00	6:00	50	***50***	65.5%	10.2%	2.3%	1.7%	0.6%	1.1%	2.3%	1.1%	0.0%	0.6%	0.6%	0.0%	0.6%	0.0%	4.5%	8.5%	0.6%	0.0%	**200**
58			6:00	7:00	50	***50***	65.7%	10.3%	2.1%	1.8%	0.6%	1.2%	2.4%	0.9%	0.0%	0.6%	0.3%	0.3%	0.3%	0.0%	4.7%	8.5%	0.6%	0.0%	**350**
58			7:00	8:00	50	***46***	65.5%	10.2%	2.0%	1.8%	0.7%	1.0%	2.2%	1.0%	0.1%	0.7%	0.3%	0.2%	0.5%	0.0%	4.8%	8.4%	0.7%	0.0%	**900**
58			8:00	9:00	50	***40***	65.6%	10.2%	2.0%	1.8%	0.7%	1.1%	2.2%	1.0%	0.1%	0.6%	0.4%	0.2%	0.4%	0.0%	4.8%	8.5%	0.6%	0.0%	**1,400**
58			9:00	10:00	50	***41***	65.6%	10.1%	2.0%	1.8%	0.7%	1.0%	2.1%	1.0%	0.1%	0.7%	0.4%	0.2%	0.4%	0.0%	4.7%	8.4%	0.7%	0.0%	**1,350**
58			10:00	11:00	50	***41***	65.5%	10.1%	2.0%	1.8%	0.7%	1.0%	2.2%	1.0%	0.1%	0.7%	0.4%	0.2%	0.4%	0.0%	4.8%	8.4%	0.7%	0.0%	**1,350**
58			11:00	12:00	50	***41***	65.6%	10.2%	2.0%	1.8%	0.7%	1.1%	2.1%	1.0%	0.1%	0.6%	0.4%	0.2%	0.5%	0.0%	4.8%	8.4%	0.7%	0.0%	**1,300**
58			12:00	13:00	50	***43***	65.6%	10.2%	2.0%	1.8%	0.7%	1.1%	2.1%	1.0%	0.1%	0.6%	0.4%	0.2%	0.4%	0.0%	4.8%	8.4%	0.7%	0.0%	**1,150**
58			13:00	14:00	50	***44***	68.4%	10.6%	1.4%	1.3%	0.6%	0.8%	1.6%	0.9%	0.1%	0.6%	0.3%	0.3%	0.5%	0.0%	3.6%	8.7%	0.5%	0.0%	**1,050**
58			14:00	15:00	50	***43***	68.4%	10.6%	1.4%	1.3%	0.5%	0.8%	1.6%	0.9%	0.1%	0.6%	0.3%	0.3%	0.4%	0.0%	3.6%	8.7%	0.5%	0.0%	**1,200**
58			15:00	16:00	50	***43***	68.4%	10.6%	1.5%	1.3%	0.6%	0.8%	1.6%	0.9%	0.1%	0.6%	0.3%	0.2%	0.5%	0.0%	3.5%	8.7%	0.5%	0.0%	**1,250**
58			16:00	17:00	50	***42***	68.4%	10.6%	1.4%	1.3%	0.5%	0.8%	1.6%	0.9%	0.1%	0.6%	0.3%	0.2%	0.5%	0.0%	3.5%	8.7%	0.5%	0.0%	**1,300**
58			17:00	18:00	50	***41***	68.4%	10.6%	1.4%	1.3%	0.5%	0.8%	1.6%	0.9%	0.1%	0.6%	0.4%	0.3%	0.4%	0.0%	3.5%	8.7%	0.5%	0.0%	**1,400**
58			18:00	19:00	50	***39***	68.5%	10.6%	1.4%	1.3%	0.5%	0.8%	1.6%	0.9%	0.1%	0.6%	0.3%	0.3%	0.5%	0.0%	3.5%	8.7%	0.5%	0.0%	**1,550**
58			19:00	20:00	50	***42***	68.4%	10.6%	1.4%	1.3%	0.6%	0.8%	1.6%	1.0%	0.1%	0.6%	0.3%	0.2%	0.5%	0.0%	3.6%	8.7%	0.5%	0.0%	**1,250**
58			20:00	21:00	50	***45***	68.4%	10.6%	1.4%	1.3%	0.5%	0.8%	1.6%	0.9%	0.1%	0.6%	0.3%	0.3%	0.5%	0.0%	3.5%	8.7%	0.5%	0.0%	**1,000**
58			21:00	22:00	50	***47***	68.3%	10.6%	1.4%	1.3%	0.5%	0.8%	1.5%	0.9%	0.1%	0.6%	0.4%	0.3%	0.5%	0.0%	3.6%	8.7%	0.5%	0.0%	**800**
58			22:00	23:00	50	***48***	68.3%	10.5%	1.4%	1.3%	0.5%	0.8%	1.6%	0.9%	0.1%	0.7%	0.4%	0.3%	0.5%	0.0%	3.5%	8.7%	0.5%	0.0%	**750**
58			23:00	0:00	50	***49***	68.5%	10.7%	1.4%	1.3%	0.5%	0.8%	1.6%	0.9%	0.0%	0.6%	0.3%	0.3%	0.5%	0.0%	3.6%	8.6%	0.5%	0.0%	**650**
60	60	Po Shek Wu Road Flyover	0:00	1:00	50	***50***	55.8%	8.6%	4.5%	4.1%	1.5%	2.3%	4.9%	0.0%	0.0%	0.4%	0.4%	0.4%	0.4%	0.0%	8.2%	7.1%	1.5%	0.0%	**250**
60			1:00	2:00	50	***50***	60.8%	9.6%	4.8%	4.3%	1.9%	2.9%	5.3%	0.0%	0.0%	0.5%	0.5%	0.0%	0.5%	0.0%	0.0%	7.7%	1.4%	0.0%	**200**
60			2:00	3:00	50	***50***	60.8%	9.5%	4.4%	4.4%	1.9%	2.5%	5.1%	0.0%	0.0%	0.6%	0.6%	0.0%	0.6%	0.0%	0.0%	7.6%	1.9%	0.0%	**150**
60			3:00	4:00	50	***50***	61.1%	9.5%	4.8%	4.8%	1.6%	2.4%	5.6%	0.0%	0.0%	0.8%	0.0%	0.0%	0.0%	0.0%	0.0%	7.9%	1.6%	0.0%	**150**
60			4:00	5:00	50	***50***	60.6%	9.6%	4.8%	4.8%	1.9%	2.9%	4.8%	0.0%	0.0%	1.0%	0.0%	0.0%	0.0%	0.0%	0.0%	7.7%	1.9%	0.0%	**100**
60			5:00	6:00	50	***50***	56.3%	8.9%	4.5%	3.6%	1.8%	2.7%	4.5%	0.0%	0.0%	0.9%	0.0%	0.0%	0.0%	0.0%	8.0%	7.1%	1.8%	0.0%	**100**
60			6:00	7:00	50	***50***	56.0%	8.8%	4.2%	4.2%	1.4%	2.3%	5.1%	0.0%	0.0%	0.5%	0.5%	0.0%	0.5%	0.0%	8.3%	6.9%	1.4%	0.0%	**200**
60			7:00	8:00	50	***50***	55.9%	8.6%	4.3%	3.9%	1.6%	2.5%	4.8%	0.0%	0.2%	0.5%	0.4%	0.2%	0.4%	0.0%	8.1%	7.2%	1.4%	0.0%	**550**
60			8:00	9:00	50	***45***	55.9%	8.7%	4.3%	4.0%	1.6%	2.4%	4.9%	0.0%	0.1%	0.5%	0.3%	0.2%	0.3%	0.0%	8.1%	7.2%	1.5%	0.0%	**950**
60			9:00	10:00	50	***46***	55.8%	8.6%	4.3%	4.0%	1.6%	2.5%	4.8%	0.0%	0.1%	0.6%	0.4%	0.2%	0.4%	0.0%	8.2%	7.1%	1.5%	0.0%	**850**
60			10:00	11:00	50	***46***	55.8%	8.6%	4.3%	4.1%	1.6%	2.4%	4.8%	0.0%	0.1%	0.6%	0.4%	0.2%	0.4%	0.0%	8.1%	7.2%	1.5%	0.0%	**850**
60			11:00	12:00	50	***47***	55.9%	8.6%	4.3%	4.0%	1.6%	2.4%	4.9%	0.0%	0.1%	0.5%	0.4%	0.2%	0.4%	0.0%	8.1%	7.2%	1.4%	0.0%	**850**
60			12:00	13:00	50	***48***	55.9%	8.7%	4.3%	4.1%	1.5%	2.4%	4.8%	0.0%	0.1%	0.6%	0.3%	0.3%	0.3%	0.0%	8.1%	7.1%	1.5%	0.0%	**700**
60			13:00	14:00	50	***49***	58.0%	9.1%	3.6%	3.4%	1.3%	1.9%	4.2%	0.0%	0.2%	0.6%	0.3%	0.2%	0.3%	0.0%	8.5%	7.4%	1.2%	0.0%	**650**
60			14:00	15:00	50	***48***	58.1%	9.0%	3.6%	3.4%	1.3%	2.0%	4.0%	0.0%	0.1%	0.5%	0.3%	0.3%	0.3%	0.0%	8.5%	7.4%	1.2%	0.0%	**750**
60			15:00	16:00	50	***47***	57.8%	9.0%	3.7%	3.4%	1.3%	2.0%	4.1%	0.0%	0.1%	0.5%	0.4%	0.3%	0.4%	0.0%	8.5%	7.4%	1.3%	0.0%	**800**
60			16:00	17:00	50	***47***	57.9%	9.0%	3.7%	3.4%	1.4%	2.0%	4.1%	0.0%	0.1%	0.5%	0.4%	0.3%	0.4%	0.0%	8.5%	7.4%	1.2%	0.0%	**800**
60			17:00	18:00	50	***46***	58.0%	9.0%	3.6%	3.4%	1.4%	1.9%	4.0%	0.0%	0.1%	0.6%	0.3%	0.2%	0.3%	0.0%	8.4%	7.4%	1.3%	0.0%	**900**
60			18:00	19:00	50	***46***	58.0%	9.0%	3.6%	3.4%	1.3%	2.0%	4.1%	0.0%	0.1%	0.6%	0.3%	0.2%	0.3%	0.0%	8.5%	7.4%	1.2%	0.0%	**900**
60			19:00	20:00	50	***47***	57.9%	9.0%	3.6%	3.4%	1.4%	2.0%	4.0%	0.0%	0.1%	0.5%	0.4%	0.3%	0.4%	0.0%	8.5%	7.4%	1.3%	0.0%	**800**
60			20:00	21:00	50	***49***	57.9%	9.0%	3.6%	3.5%	1.3%	2.1%	4.0%	0.0%	0.2%	0.5%	0.3%	0.2%	0.3%	0.0%	8.5%	7.4%	1.3%	0.0%	**650**
60			21:00	22:00	50	***50***	57.8%	9.1%	3.6%	3.4%	1.4%	2.0%	4.0%	0.0%	0.2%	0.6%	0.4%	0.2%	0.4%	0.0%	8.5%	7.2%	1.2%	0.0%	**500**
60			22:00	23:00	50	***50***	57.7%	9.0%	3.7%	3.5%	1.2%	2.0%	4.1%	0.0%	0.2%	0.6%	0.4%	0.2%	0.4%	0.0%	8.4%	7.4%	1.2%	0.0%	**500**
60			23:00	0:00	50	***50***	58.2%	9.0%	3.7%	3.5%	1.2%	2.0%	4.0%	0.0%	0.0%	0.5%	0.3%	0.3%	0.3%	0.0%	8.5%	7.5%	1.2%	0.0%	**400**

2036 Operation	Link ID	Road Section	1-hour interval		Speed Limit (km/hr)	Travel Speed (km/hr)	Vehicle Composition																		Traffic Flows (veh/hr)
			Start	End			PC	TAXI	LGV3	LGV4	LGV6	HGV7	HGV8	PLB	PV4	PV5	NFB6	NFB7	NFB8	FBSD	FBDD	MC	HGV9	NFB9	
01/02	01/02	Fan Kam Road	0:00	1:00	50	48	66.8%	10.4%	2.7%	2.0%	0.7%	1.3%	2.7%	1.7%	0.0%	0.7%	0.3%	0.3%	0.7%	0.0%	0.7%	8.4%	0.7%	0.0%	300
01/02			1:00	2:00	50	48	68.6%	10.5%	2.4%	2.4%	0.8%	1.6%	2.9%	0.0%	0.0%	0.8%	0.0%	0.0%	0.8%	0.0%	0.0%	8.5%	0.8%	0.0%	250
01/02			2:00	3:00	50	49	69.4%	10.4%	2.2%	2.2%	1.1%	1.1%	2.2%	0.0%	0.0%	0.6%	0.0%	0.0%	0.6%	0.0%	0.0%	9.3%	1.1%	0.0%	200
01/02			3:00	4:00	50	49	69.1%	10.5%	2.6%	2.6%	1.3%	1.3%	2.6%	0.0%	0.0%	0.0%	0.0%	0.0%	0.0%	0.0%	0.0%	8.7%	1.3%	0.0%	150
01/02			4:00	5:00	50	49	70.1%	10.8%	2.5%	1.7%	0.8%	1.7%	3.4%	0.0%	0.0%	0.0%	0.0%	0.0%	0.0%	0.0%	0.0%	9.2%	0.0%	0.0%	100
01/02			5:00	6:00	50	49	68.9%	10.7%	2.4%	1.6%	0.8%	1.6%	3.3%	1.6%	0.0%	0.0%	0.0%	0.0%	0.0%	0.0%	0.0%	9.0%	0.0%	0.0%	100
01/02			6:00	7:00	50	48	66.1%	10.2%	2.4%	2.4%	0.8%	1.6%	2.4%	2.0%	0.0%	0.8%	0.0%	0.0%	0.8%	0.0%	0.8%	8.6%	0.8%	0.0%	250
01/02			7:00	8:00	50	46	66.5%	10.2%	2.4%	2.2%	0.8%	1.3%	2.6%	1.7%	0.3%	0.6%	0.3%	0.3%	0.6%	0.0%	0.6%	8.5%	1.0%	0.0%	650
01/02			8:00	9:00	50	40	66.8%	10.3%	2.4%	2.2%	0.8%	1.3%	2.7%	1.6%	0.2%	0.5%	0.3%	0.3%	0.5%	0.0%	0.6%	8.6%	0.8%	0.0%	950
01/02			9:00	10:00	50	40	66.6%	10.3%	2.4%	2.2%	0.8%	1.4%	2.6%	1.8%	0.2%	0.5%	0.3%	0.3%	0.5%	0.0%	0.6%	8.6%	0.8%	0.0%	950
01/02			10:00	11:00	50	40	66.7%	10.3%	2.4%	2.2%	0.8%	1.4%	2.6%	1.8%	0.2%	0.5%	0.3%	0.3%	0.5%	0.0%	0.6%	8.5%	0.8%	0.0%	950
01/02			11:00	12:00	50	41	66.9%	10.3%	2.4%	2.1%	0.9%	1.3%	2.7%	1.7%	0.2%	0.4%	0.3%	0.3%	0.4%	0.0%	0.6%	8.6%	0.9%	0.0%	950
01/02			12:00	13:00	50	43	66.8%	10.3%	2.4%	2.1%	0.8%	1.4%	2.8%	1.8%	0.3%	0.5%	0.3%	0.3%	0.5%	0.0%	0.6%	8.6%	0.8%	0.0%	800
01/02			13:00	14:00	50	44	64.6%	10.0%	2.9%	2.9%	1.2%	1.7%	3.3%	1.6%	0.3%	0.5%	0.4%	0.3%	0.5%	0.0%	0.5%	8.2%	1.1%	0.0%	750
01/02			14:00	15:00	50	42	64.8%	10.1%	3.0%	2.9%	1.2%	1.6%	3.2%	1.4%	0.2%	0.6%	0.4%	0.2%	0.5%	0.0%	0.6%	8.3%	1.1%	0.0%	850
01/02			15:00	16:00	50	41	64.8%	10.0%	2.9%	2.9%	1.1%	1.7%	3.3%	1.5%	0.2%	0.6%	0.3%	0.2%	0.5%	0.0%	0.6%	8.3%	1.0%	0.0%	850
01/02			16:00	17:00	50	41	64.9%	10.1%	3.0%	2.9%	1.1%	1.7%	3.4%	1.4%	0.2%	0.5%	0.3%	0.2%	0.4%	0.0%	0.5%	8.2%	1.0%	0.0%	950
01/02			17:00	18:00	50	40	64.9%	10.1%	3.0%	2.9%	1.1%	1.7%	3.4%	1.5%	0.2%	0.5%	0.3%	0.2%	0.4%	0.0%	0.5%	8.3%	0.9%	0.0%	950
01/02			18:00	19:00	50	37	64.6%	10.0%	3.0%	2.9%	1.2%	1.7%	3.4%	1.4%	0.2%	0.5%	0.4%	0.3%	0.4%	0.0%	0.5%	8.2%	1.1%	0.0%	1,150
01/02			19:00	20:00	50	41	64.8%	10.0%	3.0%	2.9%	1.1%	1.7%	3.4%	1.4%	0.2%	0.6%	0.3%	0.2%	0.5%	0.0%	0.6%	8.3%	1.0%	0.0%	900
01/02			20:00	21:00	50	44	64.7%	10.0%	3.0%	2.8%	1.1%	1.6%	3.4%	1.4%	0.3%	0.6%	0.4%	0.3%	0.6%	0.0%	0.6%	8.2%	1.0%	0.0%	700
01/02			21:00	22:00	50	46	65.1%	10.1%	2.9%	2.9%	1.1%	1.6%	3.2%	1.5%	0.2%	0.5%	0.4%	0.4%	0.4%	0.0%	0.5%	8.2%	1.1%	0.0%	550
01/02			22:00	23:00	50	46	64.8%	10.1%	2.9%	2.9%	1.1%	1.6%	3.3%	1.5%	0.2%	0.6%	0.4%	0.4%	0.4%	0.0%	0.6%	8.3%	1.1%	0.0%	550
01/02			23:00	0:00	50	47	65.2%	10.0%	2.9%	2.9%	1.1%	1.5%	3.3%	1.6%	0.0%	0.4%	0.4%	0.2%	0.4%	0.0%	0.4%	8.5%	1.1%	0.0%	450
03/04	03/04	Fan Kam Road	0:00	1:00	50	49	67.3%	10.5%	2.2%	2.2%	0.9%	1.3%	2.6%	2.1%	0.0%	0.9%	0.0%	0.0%	0.0%	0.0%	0.9%	8.3%	0.9%	0.0%	250
03/04			1:00	2:00	50	49	68.9%	10.6%	2.2%	2.2%	1.1%	1.1%	2.7%	0.0%	0.0%	1.1%	0.0%	0.0%	0.0%	0.0%	0.0%	9.1%	1.1%	0.0%	200
03/04			2:00	3:00	50	49	69.7%	10.9%	2.2%	2.2%	1.4%	1.4%	2.8%	0.0%	0.0%	0.0%	0.0%	0.0%	0.0%	0.0%	0.0%	8.6%	0.8%	0.0%	150
03/04			3:00	4:00	50	49	69.5%	10.7%	1.8%	1.8%	1.8%	1.8%	3.7%	0.0%	0.0%	0.0%	0.0%	0.0%	0.0%	0.0%	0.0%	8.9%	0.0%	0.0%	100
03/04			4:00	5:00	50	49	68.7%	10.7%	2.2%	2.2%	0.0%	2.2%	4.4%	0.0%	0.0%	0.0%	0.0%	0.0%	0.0%	0.0%	0.0%	9.7%	0.0%	0.0%	100
03/04			5:00	6:00	50	49	68.9%	10.7%	2.2%	2.2%	0.0%	2.2%	3.1%	2.2%	0.0%	0.0%	0.0%	0.0%	0.0%	0.0%	0.0%	8.5%	0.0%	0.0%	100
03/04			6:00	7:00	50	49	66.6%	10.3%	2.2%	2.2%	1.1%	1.1%	2.2%	2.2%	0.0%	1.1%	0.0%	0.0%	0.0%	0.0%	1.1%	8.7%	1.1%	0.0%	200
03/04			7:00	8:00	50	47	67.1%	10.5%	2.1%	1.9%	0.8%	1.3%	2.5%	2.1%	0.0%	0.4%	0.4%	0.2%	0.4%	0.0%	0.6%	8.6%	0.8%	0.0%	450
03/04			8:00	9:00	50	42	66.8%	10.4%	2.2%	2.1%	1.0%	1.3%	2.7%	2.0%	0.1%	0.6%	0.4%	0.2%	0.4%	0.0%	0.7%	8.6%	0.7%	0.0%	850
03/04			9:00	10:00	50	44	66.7%	10.4%	2.2%	2.0%	1.0%	1.4%	2.6%	2.0%	0.1%	0.5%	0.4%	0.3%	0.4%	0.0%	0.7%	8.5%	0.8%	0.0%	700
03/04			10:00	11:00	50	44	66.8%	10.3%	2.2%	2.0%	1.0%	1.4%	2.6%	2.0%	0.1%	0.5%	0.4%	0.3%	0.4%	0.0%	0.7%	8.5%	0.8%	0.0%	700
03/04			11:00	12:00	50	45	66.8%	10.4%	2.2%	2.1%	1.0%	1.3%	2.5%	2.1%	0.1%	0.6%	0.3%	0.3%	0.3%	0.0%	0.7%	8.5%	0.8%	0.0%	700
03/04			12:00	13:00	50	46	66.4%	10.4%	2.3%	2.1%	1.0%	1.3%	2.6%	2.1%	0.2%	0.6%	0.3%	0.3%	0.3%	0.0%	0.8%	8.5%	0.8%	0.0%	600
03/04			13:00	14:00	50	46	66.3%	10.2%	2.2%	2.0%	0.9%	1.4%	2.6%	2.2%	0.3%	0.5%	0.3%	0.3%	0.5%	0.0%	0.9%	8.5%	0.9%	0.0%	600
03/04			14:00	15:00	50	45	67.0%	10.2%	2.2%	2.0%	0.8%	1.2%	2.5%	2.0%	0.3%	0.5%	0.3%	0.3%	0.5%	0.0%	0.8%	8.6%	0.8%	0.0%	600
03/04			15:00	16:00	50	45	66.8%	10.2%	2.2%	1.9%	0.9%	1.3%	2.5%	2.2%	0.3%	0.4%	0.3%	0.3%	0.4%	0.0%	0.7%	8.5%	0.9%	0.0%	700
03/04			16:00	17:00	50	45	66.9%	10.2%	2.3%	2.0%	0.9%	1.3%	2.4%	2.2%	0.3%	0.4%	0.3%	0.3%	0.4%	0.0%	0.7%	8.5%	0.9%	0.0%	700
03/04			17:00	18:00	50	44	67.0%	10.3%	2.2%	1.9%	0.8%	1.3%	2.5%	2.1%	0.3%	0.5%	0.3%	0.3%	0.5%	0.0%	0.8%	8.5%	0.8%	0.0%	750
03/04			18:00	19:00	50	44	66.0%	10.1%	2.5%	2.2%	0.9%	1.4%	2.7%	2.1%	0.3%	0.5%	0.3%	0.3%	0.5%	0.0%	0.8%	8.4%	0.9%	0.0%	750
03/04			19:00	20:00	50	45	66.6%	10.3%	2.3%	2.0%	0.9%	1.3%	2.5%	2.2%	0.3%	0.4%	0.3%	0.3%	0.4%	0.0%	0.7%	8.6%	0.9%	0.0%	700
03/04			20:00	21:00	50	47	65.9%	10.2%	2.2%	2.0%	0.9%	1.5%	2.6%	2.2%	0.4%	0.5%	0.4%	0.4%	0.5%	0.0%	0.9%	8.6%	0.8%	0.0%	550
03/04			21:00	22:00	50	47	66.3%	10.3%	2.4%	2.1%	0.7%	1.4%	2.6%	2.3%	0.2%	0.5%	0.2%	0.2%	0.5%	0.0%	0.7%	8.7%	0.7%	0.0%	450
03/04			22:00	23:00	50	48	67.2%	10.2%	2.2%	2.2%	0.7%	1.2%	2.7%	1.9%	0.2%	0.5%	0.2%	0.2%	0.5%	0.0%	0.7%	8.5%	0.7%	0.0%	450
03/04			23:00	0:00	50	48	66.4%	10.1%	2.0%	2.0%	0.9%	1.4%	2.6%	2.3%	0.3%	0.6%	0.3%	0.3%	0.6%	0.0%	0.9%	8.6%	0.9%	0.0%	350
05/06	05/06	Fan Kam Road	0:00	1:00	50	48	70.8%	10.8%	1.1%	1.1%	0.7%	0.7%	1.4%	1.4%	0.0%	0.7%	0.3%	0.3%	0.7%	0.0%	0.7%	9.0%	0.4%	0.0%	300
05/06			1:00	2:00	50	49	72.3%	11.3%	1.2%	1.2%	0.4%	0.8%	1.7%	0.0%	0.0%	0.8%	0.0%	0.0%	0.8%	0.0%	0.0%	9.2%	0.4%	0.0%	250
05/06			2:00	3:00	50	49	73.2%	11.2%	1.1%	1.1%	0.0%	1.1%	1.7%	0.0%	0.0%	0.5%	0.0%	0.0%	0.5%	0.0%	0.0%	9.5%	0.0%	0.0%	200
05/06			3:00	4:00	50	49	74.2%	11.4%	1.4%	1.4%	0.0%	0.5%	1.9%	0.0%	0.0%	0.0%	0.0%	0.0%	0.0%	0.0%	0.0%	9.2%	0.0%	0.0%	150
05/06			4:00	5:00	50	49	73.7%	11.0%	1.7%	1.7%	0.0%	0.9%	1.7%	0.0%	0.0%	0.0%	0.0%	0.0%	0.0%	0.0%	0.0%	9.3%	0.0%	0.0%	100
05/06			5:00	6:00	50	49	72.0%	11.0%	1.7%	1.7%	0.0%	0.9%	1.7%	1.7%	0.0%	0.0%	0.0%	0.0%	0.0%	0.0%	0.0%	9.3%	0.0%	0.0%	100
05/06			6:00	7:00	50	49	70.3%	11.2%	1.3%	1.3%	0.5%	0.9%	1.7%	1.7%	0.0%	0.9%	0.0%	0.0%	0.9%	0.0%	0.9%	8.6%	0.0%	0.0%	200
05/06			7:00	8:00	50	46	70.1%	10.9%	1.4%	1.2%	0.5%	0.8%	1.5%	1.5%	0.3%	0.7%	0.3%	0.3%	0.7%	0.0%	0.7%	8.9%	0.3%	0.0%	600
05/06			8:00	9:00	50	39	70.6%	11.0%	1.3%	1.2%	0.5%	0.7%	1.4%	1.5%	0.2%	0.6%	0.4%	0.4%	0.6%	0.0%	0.6%	8.9%	0.5%	0.0%	1,100
05/06			9:00	10:00	50	41	70.6%	10.9%	1.3%	1.2%	0.4%	0.8%	1.3%	1.4%	0.2%	0.5%	0.4%	0.4%	0.5%	0.0%	0.5%	9.0%	0.4%	0.0%	950
05/06			10:00	11:00	50	41	70.7%	11.0%	1.3%	1.2%	0.4%	0.8%	1.3%	1.4%	0.2%	0.5%	0.4%	0.4%	0.5%	0.0%	0.5%	8.9%	0.4%	0.0%	950
05/06			11:00	12:00	50	42	70.6%	11.0%	1.2%	1.1%	0.4%	0.8%	1.3%	1.4%	0.2%	0.6%	0.4%	0.4%	0.6%	0.0%	0.6%	9.0%	0.4%	0.0%	900
05/06			12:00	13:00	50	44	70.5%	11.0%	1.3%	1.2%	0.5%	0.6%	1.4%	1.4%	0.3%	0.5%	0.4%	0.4%	0.5%	0.0%	0.5%	9.0%	0.4%	0.0%	750
05/06			13:00	14:00	50	44	68.5%	10.7%	1.8%	1.6%	0.7%	1.0%	1.9%	1.8%	0.3%	0.5%	0.4%	0.3%	0.4%	0.0%	0.7%	8.9%	0.5%	0.0%	750
05/06			14:00	15:00	50	43	68.5%	10.5%	1.8%	1.6%	0.6%	1.0%	2.0%	1.7%	0.2%	0.5%	0.5%	0.2%	0.5%	0.0%	0.6%	9.0%	0.5%	0.0%	800
05/06			15:00	16:00	50	43	68.8%	10.7%	1.6%	1.5%	0.6%	0.9%	1.9%	1.8%	0.2%	0.6%	0.5%	0.2%	0.5%	0.0%	0.7%	8.9%	0.6%	0.0%	850
05/06			16:00	17:00	50	42	68.7%	10.6%	1.7%	1.6%	0.6%	0.9%	1.9%	1.8%	0.2%	0.6%	0.5%	0.2%	0.5%	0.0%	0.7%	9.0%	0.6%	0.0%	850
05/06			17:00	18:00	50	41	68.7%	10.6%	1.7%	1.6%	0.6%	0.9%	1.9%	1.8%	0.2%	0.5%	0.4%	0.2%	0.4%	0.0%	0.6%	9.1%	0.6%	0.0%	950
05/06			18:00	19:00	50	41	68.6%	10.6%	1.7%	1.6%	0.6%	1.0%	2.1%	1.8%	0.2%	0.5%	0.4%	0.2%	0.4%	0.0%	0.7%	9.0%	0.5%	0.0%	950
05/06			19:00	20:00	50	42	68.8%	10.6%	1.6%	1.5%	0.6%	0.9%	2.0%	1.7%	0.2%	0.6%	0.5%	0.2%	0.5%	0.0%	0.7%	9.1%	0.6%	0.0%	850
05/06			20:00	21:00	50	45	68.8%	10.6%	1.6%	1.5%	0.6%	1.0%	1.9%	1.8%	0.3%	0.6%	0.4%	0.3%	0.4%	0.0%	0.7%	8.9%	0.6%	0.0%	650
05/06			21:00	22:00	50	47	68.4%	10.6%	1.7%	1.7%	0.7%	0.9%	2.1%	1.7%	0.4%	0.6%	0.4%	0.4%	0.4%	0.0%	0.7%	8.9%	0.6%	0.0%	550
05/06			22:00	23:00	50	47	68.4%	10.4%	1.7%	1.7%	0.8%	1.0%	1.9%	1.7%	0.4%	0.6%	0.4%	0.4%	0.4%	0.0%	0.8%	9.1%	0.6%	0.0%	550
05/06			23:00	0:00	50	47	68.9%	10.6%	1.6%	1.6%	0.7%	0.9%	1.9%	1.6%	0.2%	0.5%	0.5%	0.2%	0.5%	0.0%	0.7%	8.9%	0.7%	0.0%	450
07/08	07/08	Fan Kam Road	0:00	1:00	50	47	70.0%	10.9%	1.4%	1.4%	0.5%	0.7%	1.7%	1.0%	0.0%	0.5%	0.5%	0.5%	0.5%	0.0%	1.0%	9.0%	0.5%	0.0%	400
07/08			1:00	2:00	50	48	71.5%	11.2%	1.4%	1.4%	0.6%	0.8%	1.6%	0.0%	0.0%	0.6%	0.6%	0.0%	0.6%	0.0%	0.0%	9.2%	0.6%	0.0%	350
07/08			2:00	3:00	50	48	71.7%	11.1%	1.2%	1.2%	0.8%	0.8%	1.5%	0.0%	0.0%	0.8%	0.8%	0.0%	0.8%	0.0%	0.0%	9.1%	0.4%	0.0%	300
07/08			3:00	4:00	50	49	71.8%	11.2%	1.4%	1.4%	0.5%	0.9%	1.9%	0.0%	0.0%	0.9%	0.0%	0.0%	0.5%	0.0%	0.0%	8.9%	0.5%	0.0%	200
07/08			4:00	5:00	50	49	72.9%	11.2%	1.2%	1.2%	0.6%	1.2%	1.8%	0.0%	0.0%	1.2%	0.0%	0.0%	0.0%	0.0%	0.0%	8.8%	0.0%	0.0%	200
07/08			5:00	6:00	50	49	71.1%	11.0%	1.2%	1.2%	0.6%	1.2%	1.8%	1.2%	0.0%	1.2%	0.0%	0.0%	0.0%	0.0%	1.2%	8.7%	0.0%	0.0%	200
07/08			6:00	7:00	50	48	70.0%	11.0%	1.4%	1.4%	0.6%	0.9%	1.4%	1.2%	0.0%	0.6%	0.6%	0.0%	0.6%	0.0%	0.9%	8.9%	0.6%	0.0%	350
07/08			7:00	8:00	50	42	70.1%	11.0%	1.4%	1.3%	0.6%	0.8%	1.5%	1.0%	0.2%	0.7%	0.5%	0.2%	0.5%	0.0%	0.9%	8.9%	0.6%	0.0%	850
07/08			8:00	9:00	50	32	70.0%	10.9%	1.4%	1.3%	0.5%	0.9%	1.6%	1.1%	0.1%	0.7%	0.4%	0.3%	0.5%	0.0%	0.9%	8.9%	0.5%	0.0%	1,500
07/08			9:00	10:00	50	34	70.0%	10.9%	1.3%	1.3%	0.5%	0.9%	1.6%	1.0%	0.1%	0.7%	0.4%	0.3%	0.5%	0.0%	1.0%	8.9%	0.5%	0.0%	1,350
07/08			10:00	11:00	50	34	70.0%	10.8%	1.4%	1.3%	0.5%	0.9%	1.5%	1.1%	0.1%	0.7%	0.4%	0.3%	0.5%	0.0%	1.0%	8.9%	0.5%	0.0%	1,350
07/08			11:00	12:00	50	35	69.9%	10.9%	1.4%	1.3%	0.5%	0.9%	1.6%	1.1%	0.2%	0.7%	0.5%	0.3%	0.5%	0.0%	0.9%	8.9%	0.5%	0.0%	1,350
07/08			12:00	13:00	50	38	70.1%	11.0%	1.3%	1.2%	0.5%	0.9%	1.6%	1.1%	0.2%	0.7%	0.4%	0.3%	0.4%	0.0%	1.0%	8.9%	0.4%	0.0%	1,150
07/08			13:00	14:00	50	39	69.7%	10.9%	1.5%	1.4%	0.6%	0.9%	1.7%	1.1%	0.2%	0.7%	0.4%	0.3%	0.5%	0.0%	0.8%	9.0%	0.5%	0.0%	1,050
07/08			14:00	15:00	50	37	69.6%	10.8%	1.5%	1.5%	0.6%	0.9%	1.7%	1.1%	0.2%	0.6%	0.3%	0.3%	0.5%	0.0%	0.9%	9.0%	0.5%	0.0%	1,150
07/08			15:00	16:00	50	36	69.6%	10.8%	1.5%	1.5%	0.6%	0.9%	1.7%	1.1%	0.2%	0.6%	0.4%	0.3%	0.5%	0.0%	0.8%	9.0%	0.6%	0.0%	1,250
07/08			16:00	17:00	50	35	69.6%	10.8%	1.6%	1.5%	0.5%	0.9%	1.6%	1.2%	0.2%	0.6%	0.4%	0.3%	0.5%	0.0%	0.9%	9.0%	0.5%	0.0%	1,250
07/08			17:00	18:00	50	33	69.7%	10.8%	1.5%	1.4%	0.6%	0.9%	1.7%	1.1%	0.1%	0.7%	0.4%	0.3%	0.5%	0.0%	0.9%	8.9%	0.5%	0.0%	1,350
07/08			18:00	19:00	50	33	69.7%	10.8%	1.5%	1.5%	0.6%	0.8%	1.7%	1.1%	0.1%	0.6%	0.4%	0.3%	0.5%	0.0%	0.8%	8.9%	0.6%	0.0%	1,400
07/08			19:00	20:00	50	35	69.6%	10.8%	1.5%	1.4%	0.6%	0.9%	1.7%	1.1%	0.2%	0.6%	0.4%	0.3%	0.5%	0.0%	0.9%	9.0%	0.6%	0.0%	1,250
07/08			20:00	21:00	50	40	69.7%	10.9%	1.6%	1.5%	0.5%	0.9%	1.7%	1.1%	0.2%	0.6%	0.3%	0.2%	0.5%	0.0%	0.8%	9.0%	0.5%	0.0%	1,000
07/08			21:00	22:00	50	44	69.3%	10.9%	1.5%	1.5%	0.6%	0.9%	1.6%	1.2%	0.3%	0.6%	0.4%	0.3%	0.5%	0.0%	0.9%	8.9%	0.6%	0.0%	800
07/08			22:00	23:00	50	44	69.3%	10.8%	1.6%	1.6%	0.7%	0.9%	1.7%	1.2%	0.3%	0.7%	0.4%	0.3%	0.5%	0.0%	0.9%	8.8%	0.5%	0.0%	750
07/08			23:00	0:00	50	46	69.7%	10.9%	1.6%	1.6%	0.5%	0.8%	1.9%	1.1%	0.0%	0.6%	0.3%	0.3%	0.5%	0.0%	0.8%	9.0%	0.5%	0.0%	650
09/10	09/10	Fan Kam Road	0:00	1:00	50	49	64.8%	9.9%	2.3%	2.2%	0.9%	1.2%	2.7%	1.2%	0.0%	0.5%	0.3%	0.3%	0.3%	0.0%	4.3%	8.2%	0.8%	0.0%	650
09/10			1:00	2:00	50	49	68.2%	10.6%	2.5%	2.3%	1.0%	1.4%	2.7%	0.0%	0.0%	0.6%	0.4%	0.4%	0.4%	0.0%	0.0%	8.7%	1.0%	0.0%	550
09/10			2:00	3:00	50	49	68.7%	10.6%	2.3%	2.3%	0.8%	1.3%	2.8%	0.0%	0.0%	0.5%	0.5%	0.5%	0.5%	0.0%	0.0%	8.5%	0.8%	0.0%	400
09/10			3:00	4:00	50	49	68.6%	10.5%	2.5%	2.2%	0.9%	1.2%	2.5%	0.0%	0.0%	0.6%	0.6%	0.0%	0.6%	0.0%	0.0%	8.6%	0.9%	0.0%	300
09/10			4:00	5:00	50	50	68.5%	10.5%	2.4%	2.4%	0.8%	1.2%	2.9%	0.0%	0.0%	0.8%	0.0%	0.0%	0.8%	0.0%	0.0%	9.0%	0.8%	0.0%	250
09/10			5:00	6:00	50	49	64.9%	10.0%	2.2%	2.2%	0.7%	1.1%	2.6%	1.5%	0.0%	0.7%	0.0%	0.0%	0.7%	0.0%	4.5%	8.2%	0.7%	0.0%	300
09/10			6:00	7:00	50	49	64.7%	10.0%	2.3%	2.1%	1.0%	1.1%	2.5%	1.2%	0.0%	0.6%	0.4%	0.4%	0.4%	0.0%	4.5%	8.3%	0.8%	0.0%	500
09/10			7:00	8:00	50	47	64.6%	9.9%	2.3%	2.2%	0.8%	1.3%	2.5%	1.2%	0.1%	0.5%	0.3%	0.3%	0.4%	0.0%	4.3%	8.2%	0.8%	0.0%	1,300
09/10			8:00	9:00	50	44	64.6%	10.0%	2.4%	2.2%	0.9%	1.3%	2.6%	1.2%	0.1%	0.5%	0.3%	0.3%	0.4%	0.0%	4.3%	8.2%	0.8%	0.0%	2,300
09/10			9:00	10:00	50	45	64.6%	10.0%	2.3%	2.2%	0.8%	1.3%	2.6%	1.2%	0.1%	0.5%	0.3%	0.3%	0.4%	0.0%	4.3%	8.3%	0.8%	0.0%	2,050
09/10			10:00	11:00	50	45	64.7%	10.0%	2.3%	2.2%	0.8%	1.3%	2.6%	1.2%	0.1%	0.5%	0.3%	0.3%	0.4%	0.0%	4.3%	8.2%	0.8%	0.0%	2,050
09/10			11:00	12:00	50	46	64.7%	10.0%	2.3%	2.1%	0.8%	1.3%	2.5%	1.2%	0.1%	0.5%	0.3%	0.3%	0.4%	0.0%	4.3%	8.2%	0.8%	0.0%	1,950
09/10			12:00	13:00	50	46	64.6%	10.0%	2.3%	2.2%	0.8%	1.3%	2.6%	1.2%	0.1%	0.5%	0.3%	0.2%	0.5%	0.0%	4.3%	8.2%	0.8%	0.0%	1,650
09/10			13:00	14:00	50	47	68.3%	10.6%	1.0%	1.0%	0.4%	0.6%	1.2%	1.3%	0.1%	0.6%	0.4%	0.2%	0.5%	0.0%	4.6%	8.7%	0.4%	0.0%	1,600
09/10			14:00	15:00	50	46	68.3%	10.6%	1.1%	1.1%	0.4%	0.6%	1.2%	1.3%	0.1%	0.6%	0.3%	0.3%	0.4%	0.0%	4.6%	8.7%	0.4%	0.0%	1,750
09/10			15:00	16:00	50	46	68.4%	10.6%	1.0%	1.0%	0.4%	0.6%	1.2%	1.3%	0.1%	0.5%	0.4%	0.3%	0.5%	0.0%	4.6%	8.7%	0.4%	0.0%	1,850
09/10			16:00	17:00	50	46	68.3%	10.6%	1.0%	1.0%	0.4%	0.6%	1.2%	1.3%	0.1%	0.6%	0.4%	0.3%	0.5%	0.0%	4.6%	8.7%	0.4%	0.0%	1,950
09/10			17:00	18:00	50	46	68.4%	10.6%	1.0%	1.0%	0.4%	0.6%	1.2%	1.3%	0.1%	0.6%	0.4%	0.3%	0.5%	0.0%	4.7%	8.7%	0.4%	0.0%	2,050
09/10			18:00	19:00	50	45	68.3%	10.6%	1.0%	1.0%	0.4%	0.6%	1.2%	1.3%	0.1%	0.6%	0.4%	0.3%	0.5%	0.0%	4.7%	8.7%	0.4%	0.0%	2,100
09/10			19:00	20:00	50	46	68.4%	10.6%	1.0%	1.0%	0.4%	0.6%	1.2%	1.3%	0.1%	0.5%	0.4%	0.3%	0.5%	0.0%	4.6%	8.8%	0.4%	0.0%	1,850
09/10			20:00	21:00	50	47	68.4%	10.6%	1.0%	1.0%	0.4%	0.6%	1.2%	1.3%	0.1%	0.5%	0.4%	0.3%	0.5%	0.0%	4.6%	8.8%	0.4%	0.0%	1,500
09/10			21:00	22:00	50	48	68.3%	10.6%	1.0%	1.0%	0.4%	0.6%	1.2%	1.3%	0.2%	0.6%	0.3%	0.3%	0.5%	0.0%	4.6%	8.7%	0.3%	0.0%	1,150
09/10			22:00	23:00	50	48	68.2%	10.5%	1.0%	1.0%	0.4%	0.6%	1.3%	1.3%	0.2%	0.6%	0.3%	0.3%	0.5%	0.0%	4.6%	8.7%	0.3%	0.0%	1,100
09/10			23:00	0:00	50	48	68.5%	10.6%	1.0%	1.0%	0.4%	0.6%	1.1%	1.3%	0.0%	0.5%	0.4%	0.2%	0.4%	0.0%	4.7%	8.7%	0.4%	0.0%	950

2036 Operation	Link ID	Road Section	1-hour interval Start	End	Speed Limit (km/hr)	Travel Speed (km/hr)	Vehicle Composition PC	TAXI	LGV3	LGV4	LGV6	HGV7	HGV8	PLB	PV4	PV5	NFB6	NFB7	NFB8	FBSD	FBDD	MC	HGV9	NFB9	Traffic Flows (veh/hr)
11	11	Fan Kam Road	0:00	1:00	50	49	67.6%	10.4%	1.7%	1.5%	0.6%	1.0%	1.9%	0.8%	0.2%	0.6%	0.4%	0.2%	0.4%	0.0%	3.5%	8.7%	0.6%	0.0%	500
11			1:00	2:00	50	49	70.5%	11.0%	1.9%	1.7%	0.7%	1.0%	1.9%	0.0%	0.0%	0.5%	0.5%	0.2%	0.5%	0.0%	0.0%	9.1%	0.7%	0.0%	400
11			2:00	3:00	50	49	70.8%	11.1%	1.9%	1.6%	0.6%	1.0%	1.9%	0.0%	0.0%	0.6%	0.3%	0.3%	0.3%	0.0%	0.0%	8.9%	0.6%	0.0%	300
11			3:00	4:00	50	49	70.0%	10.9%	2.0%	1.6%	0.8%	1.2%	2.0%	0.0%	0.0%	0.8%	0.4%	0.4%	0.4%	0.0%	0.0%	9.0%	0.8%	0.0%	250
11			4:00	5:00	50	49	70.3%	10.9%	1.9%	1.9%	0.5%	0.9%	2.4%	0.0%	0.0%	0.5%	0.5%	0.5%	0.5%	0.0%	0.0%	9.0%	0.5%	0.0%	200
11			5:00	6:00	50	49	67.0%	10.6%	1.8%	1.8%	0.5%	0.9%	2.3%	0.9%	0.0%	0.5%	0.5%	0.5%	0.5%	0.0%	3.2%	8.7%	0.5%	0.0%	200
11			6:00	7:00	50	49	67.6%	10.6%	1.7%	1.7%	0.7%	1.0%	1.9%	0.7%	0.0%	0.5%	0.2%	0.2%	0.5%	0.0%	3.4%	8.6%	0.7%	0.0%	400
11			7:00	8:00	50	47	67.5%	10.4%	1.8%	1.7%	0.7%	1.0%	1.9%	0.7%	0.1%	0.6%	0.4%	0.3%	0.4%	0.0%	3.4%	8.6%	0.7%	0.0%	1,100
11			8:00	9:00	50	43	67.5%	10.4%	1.8%	1.6%	0.7%	1.0%	1.9%	0.7%	0.1%	0.6%	0.4%	0.3%	0.4%	0.0%	3.4%	8.6%	0.6%	0.0%	1,950
11			9:00	10:00	50	45	67.5%	10.5%	1.8%	1.6%	0.7%	1.0%	2.0%	0.7%	0.1%	0.5%	0.4%	0.2%	0.4%	0.0%	3.4%	8.6%	0.6%	0.0%	1,650
11			10:00	11:00	50	45	67.5%	10.4%	1.8%	1.6%	0.7%	1.0%	2.0%	0.7%	0.1%	0.5%	0.4%	0.2%	0.4%	0.0%	3.4%	8.6%	0.6%	0.0%	1,650
11			11:00	12:00	50	46	67.5%	10.4%	1.8%	1.7%	0.7%	1.0%	1.9%	0.7%	0.1%	0.6%	0.4%	0.3%	0.4%	0.0%	3.5%	8.6%	0.6%	0.0%	1,600
11			12:00	13:00	50	46	67.5%	10.5%	1.8%	1.7%	0.7%	0.9%	2.0%	0.7%	0.1%	0.6%	0.4%	0.3%	0.4%	0.0%	3.5%	8.6%	0.6%	0.0%	1,400
11			13:00	14:00	50	47	69.4%	10.7%	1.1%	0.9%	0.4%	0.5%	1.2%	0.8%	0.1%	0.6%	0.4%	0.2%	0.5%	0.0%	4.1%	8.9%	0.3%	0.0%	1,300
11			14:00	15:00	50	46	69.5%	10.7%	1.0%	0.9%	0.4%	0.6%	1.1%	0.8%	0.1%	0.6%	0.4%	0.3%	0.4%	0.0%	4.1%	8.9%	0.4%	0.0%	1,450
11			15:00	16:00	50	46	69.4%	10.7%	1.1%	0.9%	0.4%	0.5%	1.1%	0.9%	0.1%	0.6%	0.4%	0.3%	0.5%	0.0%	4.1%	8.8%	0.3%	0.0%	1,550
11			16:00	17:00	50	46	69.4%	10.7%	1.0%	0.9%	0.4%	0.6%	1.1%	0.8%	0.1%	0.6%	0.4%	0.3%	0.4%	0.0%	4.1%	8.9%	0.3%	0.0%	1,600
11			17:00	18:00	50	45	69.4%	10.8%	1.1%	0.9%	0.4%	0.5%	1.1%	0.9%	0.1%	0.6%	0.4%	0.2%	0.4%	0.0%	4.1%	8.9%	0.4%	0.0%	1,700
11			18:00	19:00	50	46	69.4%	10.7%	1.0%	0.9%	0.4%	0.6%	1.1%	0.9%	0.1%	0.6%	0.4%	0.2%	0.4%	0.0%	4.1%	8.9%	0.4%	0.0%	1,650
11			19:00	20:00	50	46	69.4%	10.8%	1.0%	0.9%	0.4%	0.6%	1.2%	0.8%	0.1%	0.6%	0.4%	0.3%	0.5%	0.0%	4.1%	8.8%	0.3%	0.0%	1,550
11			20:00	21:00	50	47	69.5%	10.8%	1.1%	0.9%	0.3%	0.6%	1.1%	0.8%	0.1%	0.6%	0.3%	0.3%	0.4%	0.0%	4.1%	8.8%	0.3%	0.0%	1,200
11			21:00	22:00	50	48	69.4%	10.7%	1.0%	0.9%	0.4%	0.5%	1.1%	0.8%	0.1%	0.6%	0.4%	0.2%	0.4%	0.0%	4.1%	8.8%	0.3%	0.0%	950
11			22:00	23:00	50	48	69.4%	10.7%	1.1%	1.0%	0.3%	0.5%	1.2%	0.9%	0.1%	0.6%	0.3%	0.2%	0.4%	0.0%	4.1%	8.9%	0.3%	0.0%	950
11			23:00	0:00	50	48	69.6%	10.7%	1.0%	0.9%	0.4%	0.5%	1.0%	0.9%	0.0%	0.6%	0.4%	0.3%	0.4%	0.0%	4.1%	8.8%	0.4%	0.0%	800
12	12	Fan Kam Road	0:00	1:00	50	49	66.5%	10.2%	1.5%	1.5%	0.7%	0.9%	1.7%	0.9%	0.0%	0.7%	0.2%	0.2%	0.4%	0.0%	5.4%	8.5%	0.7%	0.0%	450
12			1:00	2:00	50	49	71.2%	11.0%	1.7%	1.7%	0.6%	0.8%	1.9%	0.0%	0.0%	0.6%	0.3%	0.3%	0.6%	0.0%	0.0%	9.1%	0.6%	0.0%	350
12			2:00	3:00	50	49	70.9%	10.9%	1.5%	1.5%	0.7%	1.1%	1.8%	0.0%	0.0%	0.7%	0.4%	0.4%	0.4%	0.0%	0.0%	9.1%	0.7%	0.0%	300
12			3:00	4:00	50	49	71.5%	10.9%	1.8%	1.4%	0.5%	0.9%	1.8%	0.0%	0.0%	0.5%	0.5%	0.5%	0.5%	0.0%	0.0%	9.1%	0.5%	0.0%	200
12			4:00	5:00	50	50	71.0%	10.9%	1.6%	1.6%	0.6%	1.1%	1.6%	0.0%	0.0%	0.6%	0.6%	0.0%	0.6%	0.0%	0.0%	9.3%	0.6%	0.0%	200
12			5:00	6:00	50	49	66.7%	10.4%	1.6%	1.6%	0.5%	1.0%	1.6%	1.0%	0.0%	0.5%	0.5%	0.0%	0.5%	0.0%	5.2%	8.3%	0.5%	0.0%	200
12			6:00	7:00	50	49	66.9%	10.3%	1.6%	1.4%	0.5%	0.8%	1.6%	0.8%	0.0%	0.5%	0.3%	0.3%	0.5%	0.0%	5.4%	8.4%	0.5%	0.0%	350
12			7:00	8:00	50	47	66.6%	10.3%	1.6%	1.5%	0.5%	0.9%	1.8%	0.9%	0.1%	0.5%	0.3%	0.2%	0.4%	0.0%	5.3%	8.5%	0.5%	0.0%	950
12			8:00	9:00	50	46	66.6%	10.3%	1.5%	1.5%	0.6%	0.9%	1.8%	0.9%	0.1%	0.6%	0.3%	0.3%	0.5%	0.0%	5.4%	8.5%	0.5%	0.0%	1,550
12			9:00	10:00	50	46	66.5%	10.3%	1.6%	1.5%	0.5%	0.9%	1.8%	0.9%	0.1%	0.5%	0.3%	0.3%	0.5%	0.0%	5.4%	8.5%	0.5%	0.0%	1,450
12			10:00	11:00	50	46	66.5%	10.3%	1.6%	1.5%	0.5%	0.9%	1.8%	0.9%	0.1%	0.5%	0.3%	0.3%	0.5%	0.0%	5.3%	8.5%	0.5%	0.0%	1,500
12			11:00	12:00	50	46	66.5%	10.3%	1.5%	1.5%	0.6%	0.9%	1.7%	0.9%	0.1%	0.6%	0.4%	0.3%	0.4%	0.0%	5.4%	8.5%	0.6%	0.0%	1,450
12			12:00	13:00	50	47	66.6%	10.3%	1.6%	1.5%	0.6%	0.9%	1.7%	0.9%	0.1%	0.6%	0.3%	0.2%	0.4%	0.0%	5.4%	8.5%	0.6%	0.0%	1,250
12			13:00	14:00	50	47	67.9%	10.5%	1.2%	1.1%	0.4%	0.7%	1.3%	0.9%	0.1%	0.5%	0.4%	0.3%	0.4%	0.0%	5.3%	8.6%	0.4%	0.0%	1,150
12			14:00	15:00	50	47	67.8%	10.5%	1.3%	1.1%	0.5%	0.7%	1.3%	0.9%	0.1%	0.6%	0.4%	0.2%	0.5%	0.0%	5.2%	8.7%	0.4%	0.0%	1,300
12			15:00	16:00	50	46	67.9%	10.5%	1.3%	1.1%	0.4%	0.7%	1.3%	0.9%	0.1%	0.5%	0.4%	0.2%	0.4%	0.0%	5.3%	8.7%	0.4%	0.0%	1,350
12			16:00	17:00	50	46	68.0%	10.5%	1.2%	1.1%	0.4%	0.7%	1.3%	0.9%	0.1%	0.6%	0.4%	0.2%	0.4%	0.0%	5.2%	8.7%	0.4%	0.0%	1,400
12			17:00	18:00	50	46	67.9%	10.5%	1.3%	1.1%	0.4%	0.7%	1.3%	0.9%	0.1%	0.5%	0.4%	0.3%	0.4%	0.0%	5.2%	8.7%	0.4%	0.0%	1,500
12			18:00	19:00	50	46	67.9%	10.5%	1.2%	1.1%	0.4%	0.7%	1.3%	0.9%	0.1%	0.6%	0.4%	0.3%	0.4%	0.0%	5.2%	8.7%	0.4%	0.0%	1,650
12			19:00	20:00	50	46	67.9%	10.6%	1.2%	1.1%	0.4%	0.7%	1.3%	0.9%	0.1%	0.6%	0.4%	0.2%	0.4%	0.0%	5.2%	8.7%	0.4%	0.0%	1,400
12			20:00	21:00	50	47	67.9%	10.5%	1.2%	1.1%	0.5%	0.6%	1.4%	0.8%	0.1%	0.6%	0.4%	0.3%	0.5%	0.0%	5.3%	8.7%	0.4%	0.0%	1,100
12			21:00	22:00	50	48	67.8%	10.6%	1.2%	1.1%	0.5%	0.7%	1.3%	0.8%	0.1%	0.6%	0.4%	0.2%	0.5%	0.0%	5.3%	8.7%	0.5%	0.0%	850
12			22:00	23:00	50	48	67.8%	10.5%	1.2%	1.1%	0.5%	0.7%	1.3%	0.8%	0.1%	0.6%	0.4%	0.2%	0.5%	0.0%	5.3%	8.7%	0.4%	0.0%	850
12			23:00	0:00	50	48	67.8%	10.5%	1.3%	1.2%	0.4%	0.7%	1.3%	0.9%	0.0%	0.6%	0.4%	0.3%	0.4%	0.0%	5.2%	8.6%	0.4%	0.0%	700
13/14	13/14	Castle Peak Road - Kwu Tung	0:00	1:00	50	30	67.3%	10.4%	2.1%	1.9%	0.8%	1.2%	2.5%	0.0%	0.0%	0.6%	0.4%	0.4%	0.4%	0.0%	2.9%	8.7%	0.6%	0.0%	550
13/14			1:00	2:00	50	30	69.3%	10.6%	2.3%	1.9%	0.7%	1.2%	2.3%	0.0%	0.0%	0.7%	0.5%	0.5%	0.5%	0.0%	0.0%	9.0%	0.7%	0.0%	450
13/14			2:00	3:00	50	30	69.3%	11.0%	2.1%	1.8%	0.9%	0.9%	2.5%	0.0%	0.0%	0.6%	0.3%	0.3%	0.6%	0.0%	0.0%	8.9%	0.6%	0.0%	350
13/14			3:00	4:00	50	30	69.5%	11.0%	2.2%	1.9%	0.8%	1.1%	2.2%	0.0%	0.0%	0.8%	0.4%	0.0%	0.4%	0.0%	0.0%	9.1%	0.8%	0.0%	250
13/14			4:00	5:00	50	30	68.5%	11.0%	2.4%	2.4%	0.9%	1.5%	2.4%	0.0%	0.0%	0.9%	0.0%	0.0%	0.4%	0.0%	0.0%	8.7%	0.9%	0.0%	200
13/14			5:00	6:00	50	30	66.8%	10.8%	2.2%	2.2%	0.9%	1.3%	2.2%	0.0%	0.0%	0.9%	0.0%	0.0%	0.5%	0.0%	2.7%	8.6%	0.9%	0.0%	250
13/14			6:00	7:00	50	30	67.2%	10.3%	2.1%	1.9%	0.7%	1.2%	2.4%	0.0%	0.0%	0.7%	0.5%	0.5%	0.5%	0.0%	2.8%	8.5%	0.7%	0.0%	450
13/14			7:00	8:00	50	28	66.9%	10.4%	2.2%	2.0%	0.7%	1.2%	2.4%	0.0%	0.2%	0.6%	0.3%	0.3%	0.5%	0.0%	2.9%	8.6%	0.7%	0.0%	1,050
13/14			8:00	9:00	50	25	67.5%	10.5%	2.1%	1.9%	0.7%	1.1%	2.3%	0.0%	0.1%	0.6%	0.3%	0.3%	0.4%	0.0%	2.8%	8.6%	0.7%	0.0%	1,700
13/14			9:00	10:00	50	25	67.3%	10.4%	2.1%	1.9%	0.7%	1.1%	2.3%	0.0%	0.1%	0.6%	0.4%	0.3%	0.4%	0.0%	2.9%	8.6%	0.8%	0.0%	1,650
13/14			10:00	11:00	50	25	67.3%	10.4%	2.2%	1.9%	0.7%	1.1%	2.3%	0.0%	0.1%	0.6%	0.4%	0.3%	0.4%	0.0%	2.9%	8.6%	0.8%	0.0%	1,650
13/14			11:00	12:00	50	25	67.3%	10.4%	2.1%	1.9%	0.7%	1.2%	2.4%	0.0%	0.1%	0.6%	0.3%	0.3%	0.4%	0.0%	2.9%	8.6%	0.7%	0.0%	1,600
13/14			12:00	13:00	50	26	67.3%	10.4%	2.1%	1.9%	0.8%	1.1%	2.3%	0.0%	0.1%	0.6%	0.4%	0.3%	0.5%	0.0%	2.8%	8.6%	0.7%	0.0%	1,350
13/14			13:00	14:00	50	27	71.0%	11.1%	1.0%	0.9%	0.3%	0.5%	1.1%	0.0%	0.1%	0.6%	0.4%	0.2%	0.5%	0.0%	2.7%	9.2%	0.3%	0.0%	1,300
13/14			14:00	15:00	50	26	71.0%	11.1%	1.0%	1.0%	0.3%	0.5%	1.1%	0.0%	0.1%	0.5%	0.3%	0.3%	0.5%	0.0%	2.7%	9.1%	0.3%	0.0%	1,450
13/14			15:00	16:00	50	26	71.1%	11.1%	1.0%	0.9%	0.3%	0.5%	1.0%	0.0%	0.1%	0.6%	0.4%	0.3%	0.5%	0.0%	2.7%	9.1%	0.4%	0.0%	1,550
13/14			16:00	17:00	50	26	71.1%	11.0%	0.9%	0.9%	0.3%	0.6%	1.1%	0.0%	0.1%	0.6%	0.4%	0.3%	0.5%	0.0%	2.7%	9.1%	0.4%	0.0%	1,550
13/14			17:00	18:00	50	25	71.0%	11.0%	1.0%	0.9%	0.3%	0.5%	1.1%	0.0%	0.1%	0.6%	0.4%	0.3%	0.5%	0.0%	2.8%	9.1%	0.3%	0.0%	1,700
13/14			18:00	19:00	50	25	71.1%	11.1%	1.0%	0.9%	0.3%	0.5%	1.1%	0.0%	0.1%	0.6%	0.4%	0.3%	0.5%	0.0%	2.7%	9.1%	0.3%	0.0%	1,850
13/14			19:00	20:00	50	26	71.1%	11.1%	1.0%	0.9%	0.3%	0.5%	1.1%	0.0%	0.1%	0.6%	0.4%	0.3%	0.4%	0.0%	2.7%	9.1%	0.4%	0.0%	1,550
13/14			20:00	21:00	50	27	70.9%	11.0%	1.0%	1.0%	0.3%	0.6%	1.1%	0.0%	0.2%	0.6%	0.4%	0.2%	0.5%	0.0%	2.7%	9.1%	0.3%	0.0%	1,200
13/14			21:00	22:00	50	28	71.1%	11.1%	0.9%	0.8%	0.3%	0.5%	1.0%	0.0%	0.1%	0.6%	0.3%	0.3%	0.5%	0.0%	2.8%	9.2%	0.4%	0.0%	900
13/14			22:00	23:00	50	29	71.1%	11.0%	0.9%	0.8%	0.3%	0.5%	1.0%	0.0%	0.1%	0.6%	0.3%	0.3%	0.5%	0.0%	2.7%	9.2%	0.4%	0.0%	900
13/14			23:00	0:00	50	29	71.2%	11.1%	1.0%	1.0%	0.3%	0.5%	1.3%	0.0%	0.0%	0.5%	0.4%	0.3%	0.5%	0.0%	2.6%	9.2%	0.3%	0.0%	800
15/16	15/16	Po Kin Road	0:00	1:00	50	30	68.4%	10.7%	1.1%	1.1%	0.4%	0.7%	1.1%	0.6%	0.0%	0.7%	0.4%	0.2%	0.4%	0.0%	5.0%	8.7%	0.4%	0.0%	450
15/16			1:00	2:00	50	30	72.8%	11.5%	0.9%	0.9%	0.6%	0.6%	1.4%	0.0%	0.0%	0.6%	0.6%	0.0%	0.6%	0.0%	0.0%	9.5%	0.3%	0.0%	350
15/16			2:00	3:00	50	30	72.3%	11.1%	1.1%	1.1%	0.7%	0.7%	1.5%	0.0%	0.0%	0.7%	0.4%	0.0%	0.7%	0.0%	0.0%	9.2%	0.3%	0.0%	300
15/16			3:00	4:00	50	30	72.9%	11.6%	1.4%	0.9%	0.4%	0.9%	1.4%	0.0%	0.0%	0.9%	0.0%	0.0%	0.4%	0.0%	0.0%	9.2%	0.0%	0.0%	200
15/16			4:00	5:00	50	30	72.7%	11.8%	1.1%	1.1%	0.5%	0.5%	1.6%	0.0%	0.0%	1.1%	0.0%	0.0%	0.0%	0.0%	0.0%	9.5%	0.0%	0.0%	200
15/16			5:00	6:00	50	30	68.6%	10.6%	1.1%	1.1%	0.5%	0.5%	1.6%	1.1%	0.0%	1.1%	0.0%	0.0%	0.0%	0.0%	4.9%	9.0%	0.0%	0.0%	200
15/16			6:00	7:00	50	30	68.8%	10.8%	0.8%	0.8%	0.6%	0.6%	1.4%	0.6%	0.0%	0.6%	0.6%	0.0%	0.6%	0.0%	4.8%	8.9%	0.3%	0.0%	350
15/16			7:00	8:00	50	28	68.2%	10.6%	1.1%	1.1%	0.5%	0.7%	1.3%	0.7%	0.2%	0.7%	0.4%	0.2%	0.4%	0.0%	4.8%	8.7%	0.3%	0.0%	900
15/16			8:00	9:00	50	24	68.4%	10.7%	1.1%	1.0%	0.5%	0.6%	1.3%	0.7%	0.1%	0.7%	0.4%	0.2%	0.4%	0.0%	4.8%	8.7%	0.4%	0.0%	1,650
15/16			9:00	10:00	50	25	68.2%	10.6%	1.0%	1.0%	0.5%	0.7%	1.3%	0.8%	0.1%	0.8%	0.3%	0.3%	0.4%	0.0%	4.9%	8.7%	0.3%	0.0%	1,400
15/16			10:00	11:00	50	25	68.3%	10.6%	1.0%	1.0%	0.5%	0.7%	1.2%	0.8%	0.1%	0.8%	0.3%	0.3%	0.4%	0.0%	4.9%	8.7%	0.3%	0.0%	1,400
15/16			11:00	12:00	50	26	68.4%	10.7%	1.0%	0.9%	0.5%	0.6%	1.3%	0.7%	0.1%	0.7%	0.4%	0.3%	0.4%	0.0%	4.9%	8.7%	0.4%	0.0%	1,350
15/16			12:00	13:00	50	26	68.3%	10.6%	1.1%	1.0%	0.4%	0.7%	1.3%	0.7%	0.2%	0.8%	0.3%	0.2%	0.4%	0.0%	4.8%	8.7%	0.4%	0.0%	1,150
15/16			13:00	14:00	50	27	66.4%	10.3%	1.4%	1.3%	0.6%	0.9%	1.7%	0.8%	0.2%	0.6%	0.3%	0.3%	0.4%	0.0%	5.8%	8.6%	0.5%	0.0%	1,100
15/16			14:00	15:00	50	26	66.4%	10.3%	1.4%	1.3%	0.6%	0.8%	1.7%	0.9%	0.2%	0.6%	0.3%	0.3%	0.4%	0.0%	5.8%	8.6%	0.6%	0.0%	1,200
15/16			15:00	16:00	50	26	66.4%	10.3%	1.4%	1.3%	0.5%	0.8%	1.7%	0.8%	0.1%	0.5%	0.4%	0.3%	0.4%	0.0%	5.7%	8.6%	0.5%	0.0%	1,300
15/16			16:00	17:00	50	25	66.5%	10.3%	1.4%	1.4%	0.5%	0.8%	1.7%	0.8%	0.1%	0.5%	0.4%	0.3%	0.4%	0.0%	5.7%	8.5%	0.5%	0.0%	1,300
15/16			17:00	18:00	50	25	66.5%	10.3%	1.4%	1.3%	0.5%	0.8%	1.7%	0.9%	0.1%	0.6%	0.3%	0.3%	0.4%	0.0%	5.7%	8.7%	0.5%	0.0%	1,450
15/16			18:00	19:00	50	25	66.2%	10.3%	1.5%	1.4%	0.6%	0.8%	1.7%	0.8%	0.1%	0.6%	0.4%	0.3%	0.4%	0.0%	5.9%	8.6%	0.6%	0.0%	1,350
15/16			19:00	20:00	50	26	66.5%	10.3%	1.4%	1.3%	0.5%	0.8%	1.7%	0.8%	0.1%	0.5%	0.4%	0.3%	0.4%	0.0%	5.8%	8.5%	0.5%	0.0%	1,300
15/16			20:00	21:00	50	27	66.5%	10.3%	1.4%	1.4%	0.6%	0.7%	1.7%	0.8%	0.2%	0.6%	0.4%	0.3%	0.5%	0.0%	5.8%	8.6%	0.5%	0.0%	1,000
15/16			21:00	22:00	50	28	66.4%	10.2%	1.4%	1.4%	0.6%	0.8%	1.6%	0.8%	0.2%	0.6%	0.3%	0.2%	0.5%	0.0%	5.6%	8.6%	0.6%	0.0%	800
15/16			22:00	23:00	50	28	66.1%	10.3%	1.4%	1.4%	0.6%	0.8%	1.7%	0.9%	0.2%	0.6%	0.4%	0.2%	0.5%	0.0%	5.7%	8.6%	0.5%	0.0%	800
15/16			23:00	0:00	50	29	66.4%	10.3%	1.5%	1.5%	0.6%	0.7%	1.8%	0.9%	0.2%	0.6%	0.3%	0.3%	0.4%	0.0%	5.7%	8.5%	0.4%	0.0%	650
17/18	17/18	Po Kin Road	0:00	1:00	50	30	65.5%	10.1%	1.9%	1.9%	0.8%	1.1%	2.3%	1.5%	0.0%	0.8%	0.8%	0.0%	0.8%	0.0%	3.8%	8.2%	0.8%	0.0%	300
17/18			1:00	2:00	50	30	69.0%	10.6%	2.3%	2.3%	0.9%	1.4%	2.3%	0.0%	0.0%	0.4%	0.4%	0.0%	0.4%	0.0%	0.0%	8.8%	0.9%	0.0%	200
17/18			2:00	3:00	50	30	70.0%	10.6%	1.9%	1.9%	1.3%	1.3%	2.5%	0.0%	0.0%	0.6%	0.0%	0.0%	0.0%	0.0%	0.0%	9.4%	0.7%	0.0%	200
17/18			3:00	4:00	50	30	69.8%	10.9%	2.3%	2.3%	0.8%	1.6%	3.1%	0.0%	0.0%	0.0%	0.0%	0.0%	0.0%	0.0%	0.0%	8.5%	0.8%	0.0%	100
17/18			4:00	5:00	50	30	71.1%	10.6%	1.9%	1.9%	1.0%	1.9%	2.9%	0.0%	0.0%	0.0%	0.0%	0.0%	0.0%	0.0%	0.0%	8.6%	0.0%	0.0%	100
17/18			5:00	6:00	50	30	67.6%	10.2%	1.9%	1.9%	0.9%	0.9%	2.8%	1.9%	0.0%	0.0%	0.0%	0.0%	0.0%	0.0%	3.7%	8.3%	0.0%	0.0%	100
17/18			6:00	7:00	50	30	67.1%	10.0%	1.9%	1.9%	1.0%	1.4%	2.4%	1.0%	0.0%	0.5%	0.0%	0.0%	0.0%	0.0%	3.8%	8.6%	0.5%	0.0%	200
17/18			7:00	8:00	50	27	65.2%	10.2%	2.0%	2.0%	0.9%	1.1%	2.3%	1.4%	0.4%	0.5%	0.4%	0.4%	0.4%	0.0%	3.9%	8.4%	0.7%	0.0%	500
17/18			8:00	9:00	50	24	65.7%	10.1%	1.8%	1.8%	0.9%	1.2%	2.4%	1.3%	0.2%	0.6%	0.4%	0.2%	0.4%	0.0%	3.9%	8.4%	0.6%	0.0%	750
17/18			9:00	10:00	50	24	65.4%	10.1%	1.8%	1.8%	0.9%	1.3%	2.3%	1.4%	0.2%	0.6%	0.5%	0.2%	0.5%	0.0%	3.9%	8.4%	0.7%	0.0%	750
17/18			10:00	11:00	50	24	65.4%	10.1%	1.8%	1.8%	0.9%	1.3%	2.4%	1.4%	0.2%	0.6%	0.5%	0.2%	0.5%	0.0%	3.9%	8.3%	0.7%	0.0%	750
17/18			11:00	12:00	50	24	65.4%	10.0%	1.9%	1.9%	0.9%	1.2%	2.2%	1.3%	0.2%	0.6%	0.5%	0.2%	0.5%	0.0%	3.9%	8.4%	0.7%	0.0%	750
17/18			12:00	13:00	50	25	65.2%	10.0%	2.0%	2.0%	0.8%	1.1%	2.4%	1.4%	0.3%	0.6%	0.6%	0.3%	0.6%	0.0%	3.9%	8.3%	0.7%	0.0%	600
17/18			13:00	14:00	50	26	64.9%	10.0%	2.4%	2.1%	0.9%	1.3%	2.5%	1.2%	0.3%	0.4%	0.3%	0.3%	0.3%	0.0%	4.2%	8.2%	0.7%	0.0%	600
17/18			14:00	15:00	50	25	64.3%	9.9%	2.3%	2.2%	0.8%	1.2%	2.6%	1.3%	0.3%	0.5%	0.5%	0.3%	0.5%	0.0%	4.3%	8.1%	0.8%	0.0%	650
17/18			15:00	16:00	50	25	64.6%	9.9%	2.4%	2.1%	0.9%	1.3%	2.4%	1.3%	0.3%	0.5%	0.5%	0.3%	0.5%	0.0%	4.2%	8.2%	0.8%	0.0%	700
17/18			16:00	17:00	50	25	64.6%	10.0%	2.3%	2.1%	0.9%	1.2%	2.6%	1.2%	0.2%	0.6%	0.5%	0.2%	0.5%	0.0%	4.2%	8.2%	0.7%	0.0%	700
17/18			17:00	18:00	50	24	64.6%	9.9%	2.3%	2.1%	0.9%	1.2%	2.5%	1.4%	0.2%	0.6%	0.5%	0.2%	0.5%	0.0%	4.2%	8.3%	0.7%	0.0%	800
17/18			18:00	19:00	50	24	64.7%	9.9%	2.3%	2.1%	0.8%	1.3%	2.4%	1.3%	0.2%	0.5%	0.4%	0.2%	0.4%	0.0%	4.2%	8.2%	0.8%	0.0%	850
17/18			19:00	20:00	50	25	64.6%	9.8%	2.4%	2.1%	0.9%	1.2%	2.5%	1.3%	0.3%	0.6%	0.5%	0.3%	0.5%	0.0%	4.2%	8.2%	0.7%	0.0%	700
17/18			20:00	21:00	50	26	65.0%	10.0%	2.2%	2.2%	0.8%	1.3%	2.4%	1.3%	0.3%	0.5%	0.3%	0.3%	0.3%	0.0%	4.1%	8.3%	0.8%	0.0%	500
17/18			21:00	22:00	50	28	64.4%	9.9%	2.2%	2.2%	1.0%	1.2%	2.6%	1.2%	0.4%	0.6%	0.4%	0.4%	0.4%	0.0%	4.2%	8.3%	0.6%	0.0%	400
17/18			22:00	23:00	50	28	64.5%	9.8%	2.2%	2.2%	1.0%	1.2%	2.6%	1.2%	0.4%	0.6%	0.4%	0.4%	0.4%	0.0%	4.1%	8.2%	0.6%	0.0%	400
17/18			23:00	0:00	50	28	65.2%	10.0%	2.2%	2.0%	0.7%	1.2%	2.5%	1.5%	0.0%	0.5%	0.5%	0.0%	0.5%	0.0%	4.2%	8.2%	0.7%	0.0%	400

2036 Operation	Link ID	Road Section	1-hour interval Start	End	Speed Limit (km/hr)	Travel Speed (km/hr)	Vehicle Composition PC	TAXI	LGV3	LGV4	LGV6	HGV7	HGV8	PLB	PV4	PV5	NFB6	NFB7	NFB8	FBSD	FBDD	MC	HGV9	NFB9	Traffic Flows (veh/hr)
19/20	19/20	Po Kin Road	0:00	1:00	50	30	62.5%	9.5%	2.0%	2.0%	1.0%	1.0%	2.0%	2.0%	0.0%	1.0%	0.0%	0.0%	0.4%	0.4%	7.3%	8.2%	1.0%	0.0%	250
19/20			1:00	2:00	50	30	70.0%	10.8%	2.6%	1.3%	1.3%	1.3%	2.6%	0.0%	0.0%	0.7%	0.0%	0.0%	0.0%	0.0%	0.0%	9.5%	0.0%	0.0%	200
19/20			2:00	3:00	50	30	68.9%	10.7%	1.7%	1.7%	1.7%	1.7%	3.4%	0.0%	0.0%	1.2%	0.0%	0.0%	0.0%	0.0%	0.0%	9.0%	0.0%	0.0%	150
19/20			3:00	4:00	50	30	70.2%	10.7%	2.1%	2.1%	0.0%	2.1%	3.2%	0.0%	0.0%	0.0%	0.0%	0.0%	0.0%	0.0%	0.0%	9.5%	0.0%	0.0%	100
19/20			4:00	5:00	50	30	72.4%	10.6%	2.6%	2.6%	0.0%	0.0%	2.6%	0.0%	0.0%	0.0%	0.0%	0.0%	0.0%	0.0%	0.0%	9.2%	0.0%	0.0%	100
19/20			5:00	6:00	50	30	65.6%	9.6%	2.4%	2.4%	0.0%	0.0%	2.4%	2.4%	0.0%	0.0%	0.0%	0.0%	0.0%	0.0%	7.0%	8.3%	0.0%	0.0%	100
19/20			6:00	7:00	50	30	63.0%	9.7%	2.4%	1.2%	1.2%	1.2%	2.4%	2.4%	0.0%	0.6%	0.0%	0.0%	0.0%	0.0%	7.8%	7.9%	0.0%	0.0%	200
19/20			7:00	8:00	50	28	62.2%	9.6%	1.8%	1.6%	0.9%	0.9%	2.3%	2.3%	0.2%	0.7%	0.5%	0.5%	0.5%	0.2%	7.3%	8.0%	0.5%	0.0%	500
19/20			8:00	9:00	50	25	62.3%	9.6%	1.9%	1.6%	0.8%	1.1%	2.2%	2.2%	0.2%	0.7%	0.3%	0.3%	0.4%	0.3%	7.7%	8.1%	0.5%	0.0%	650
19/20			9:00	10:00	50	26	62.1%	9.6%	1.9%	1.6%	0.9%	1.2%	2.1%	2.2%	0.2%	0.7%	0.3%	0.3%	0.5%	0.3%	7.6%	7.9%	0.6%	0.0%	600
19/20			10:00	11:00	50	26	62.1%	9.5%	1.9%	1.6%	0.9%	1.2%	2.1%	2.2%	0.2%	0.7%	0.3%	0.3%	0.5%	0.3%	7.6%	8.2%	0.6%	0.0%	600
19/20			11:00	12:00	50	26	62.2%	9.5%	1.8%	1.7%	0.9%	1.1%	2.1%	2.1%	0.2%	0.7%	0.3%	0.3%	0.5%	0.3%	7.5%	8.1%	0.6%	0.0%	600
19/20			12:00	13:00	50	27	62.6%	9.6%	1.8%	1.6%	0.7%	1.1%	1.9%	2.1%	0.2%	0.5%	0.4%	0.4%	0.4%	0.2%	7.8%	8.1%	0.7%	0.0%	500
19/20			13:00	14:00	50	27	62.6%	9.7%	1.7%	1.3%	0.8%	0.9%	1.7%	2.3%	0.0%	0.8%	0.4%	0.4%	0.6%	0.4%	8.1%	8.0%	0.5%	0.0%	500
19/20			14:00	15:00	50	27	63.0%	9.9%	1.5%	1.3%	0.7%	0.8%	1.7%	2.2%	0.0%	0.7%	0.3%	0.3%	0.5%	0.4%	8.0%	8.1%	0.5%	0.0%	500
19/20			15:00	16:00	50	26	62.9%	9.8%	1.6%	1.4%	0.6%	0.8%	1.6%	2.3%	0.0%	0.6%	0.3%	0.3%	0.5%	0.4%	8.3%	8.0%	0.5%	0.0%	600
19/20			16:00	17:00	50	26	62.7%	9.8%	1.7%	1.4%	0.8%	0.8%	1.7%	2.2%	0.0%	0.8%	0.3%	0.3%	0.5%	0.3%	8.3%	8.1%	0.5%	0.0%	600
19/20			17:00	18:00	50	26	62.8%	9.8%	1.6%	1.4%	0.7%	0.8%	1.7%	2.2%	0.0%	0.7%	0.3%	0.3%	0.5%	0.3%	8.2%	8.2%	0.4%	0.0%	600
19/20			18:00	19:00	50	25	62.8%	9.8%	1.7%	1.4%	0.7%	0.8%	1.8%	2.2%	0.0%	0.7%	0.3%	0.3%	0.4%	0.3%	8.2%	8.1%	0.4%	0.0%	650
19/20			19:00	20:00	50	26	62.8%	9.8%	1.6%	1.4%	0.8%	0.8%	1.6%	2.2%	0.0%	0.8%	0.3%	0.3%	0.5%	0.4%	8.1%	8.2%	0.5%	0.0%	600
19/20			20:00	21:00	50	27	62.8%	9.7%	1.8%	1.4%	0.6%	0.8%	1.6%	2.2%	0.0%	0.6%	0.4%	0.4%	0.4%	0.2%	8.3%	8.1%	0.6%	0.0%	450
19/20			21:00	22:00	50	28	62.7%	9.9%	1.8%	1.3%	0.8%	0.8%	1.5%	2.1%	0.0%	0.8%	0.5%	0.5%	0.5%	0.3%	8.2%	8.0%	0.5%	0.0%	350
19/20			22:00	23:00	50	28	62.7%	9.7%	1.8%	1.3%	0.8%	0.8%	1.5%	2.1%	0.0%	0.8%	0.5%	0.5%	0.5%	0.3%	8.1%	8.2%	0.5%	0.0%	350
19/20			23:00	0:00	50	29	62.8%	9.9%	1.6%	1.6%	0.6%	1.0%	1.6%	2.2%	0.0%	0.6%	0.0%	0.0%	0.3%	0.3%	8.4%	8.3%	0.6%	0.0%	300
21	21	Po Kin Road	0:00	1:00	50	29	50.8%	8.2%	2.2%	1.5%	0.8%	0.8%	2.2%	2.2%	0.0%	0.8%	0.0%	0.0%	0.0%	0.8%	22.4%	6.7%	0.8%	0.0%	150
21			1:00	2:00	50	30	68.2%	10.6%	2.4%	2.4%	1.2%	1.2%	2.4%	0.0%	0.0%	1.2%	0.0%	0.0%	0.0%	0.0%	0.0%	9.4%	1.2%	0.0%	100
21			2:00	3:00	50	30	66.2%	10.8%	3.1%	3.1%	1.5%	1.5%	3.1%	0.0%	0.0%	1.5%	0.0%	0.0%	0.0%	0.0%	0.0%	9.2%	0.0%	0.0%	50
21			3:00	4:00	50	30	67.3%	9.6%	1.9%	1.9%	1.9%	1.9%	3.9%	0.0%	0.0%	1.9%	0.0%	0.0%	0.0%	0.0%	0.0%	9.6%	0.0%	0.0%	50
21			4:00	5:00	50	30	69.1%	9.5%	2.4%	2.4%	0.0%	2.4%	4.8%	0.0%	0.0%	0.0%	0.0%	0.0%	0.0%	0.0%	0.0%	9.5%	0.0%	0.0%	50
21			5:00	6:00	50	30	51.8%	7.1%	1.8%	1.8%	0.0%	1.8%	3.6%	1.8%	0.0%	0.0%	0.0%	0.0%	0.0%	0.0%	23.2%	7.1%	0.0%	0.0%	50
21			6:00	7:00	50	30	50.9%	8.3%	1.9%	1.9%	0.9%	0.9%	1.9%	1.9%	0.0%	0.9%	0.0%	0.0%	0.0%	0.9%	22.2%	6.5%	0.9%	0.0%	100
21			7:00	8:00	50	26	50.5%	7.8%	2.1%	1.8%	0.7%	1.1%	2.1%	2.1%	0.0%	0.7%	0.4%	0.4%	0.4%	0.4%	22.4%	6.4%	0.7%	0.0%	300
21			8:00	9:00	50	23	50.5%	7.9%	2.1%	1.8%	0.8%	1.1%	2.1%	2.1%	0.0%	0.8%	0.3%	0.3%	0.3%	0.5%	22.3%	6.5%	0.8%	0.0%	400
21			9:00	10:00	50	22	50.8%	7.9%	2.1%	1.9%	0.7%	1.2%	2.1%	2.1%	0.0%	0.7%	0.2%	0.2%	0.2%	0.5%	22.3%	6.5%	0.7%	0.0%	450
21			10:00	11:00	50	22	50.7%	7.8%	2.1%	1.8%	0.7%	1.2%	2.3%	2.1%	0.0%	0.7%	0.2%	0.2%	0.2%	0.5%	22.4%	6.5%	0.7%	0.0%	450
21			11:00	12:00	50	22	50.6%	7.8%	2.1%	1.9%	0.7%	1.0%	2.1%	2.1%	0.0%	0.7%	0.2%	0.2%	0.2%	0.5%	22.3%	6.7%	0.7%	0.0%	400
21			12:00	13:00	50	24	50.3%	7.7%	2.2%	1.9%	0.8%	1.1%	2.2%	2.2%	0.0%	0.8%	0.3%	0.3%	0.3%	0.6%	22.3%	6.6%	0.6%	0.0%	350
21			13:00	14:00	50	25	61.7%	9.7%	1.2%	1.2%	0.6%	0.6%	1.2%	1.5%	0.3%	0.6%	0.3%	0.3%	0.3%	0.3%	12.3%	7.9%	0.3%	0.0%	350
21			14:00	15:00	50	25	62.1%	9.6%	1.3%	1.1%	0.5%	0.8%	1.3%	1.3%	0.3%	0.5%	0.3%	0.3%	0.3%	0.3%	12.2%	7.7%	0.3%	0.0%	400
21			15:00	16:00	50	24	62.1%	9.6%	1.3%	1.0%	0.5%	0.8%	1.3%	1.5%	0.3%	0.5%	0.3%	0.3%	0.3%	0.3%	12.3%	7.8%	0.3%	0.0%	400
21			16:00	17:00	50	24	62.2%	9.5%	1.2%	1.0%	0.5%	0.7%	1.2%	1.5%	0.2%	0.5%	0.2%	0.2%	0.2%	0.2%	12.2%	7.8%	0.5%	0.0%	400
21			17:00	18:00	50	23	61.8%	9.4%	1.4%	1.1%	0.5%	0.7%	1.1%	1.4%	0.2%	0.5%	0.5%	0.2%	0.5%	0.5%	12.1%	7.9%	0.5%	0.0%	450
21			18:00	19:00	50	21	62.0%	9.6%	1.2%	1.1%	0.5%	0.7%	1.2%	1.4%	0.2%	0.5%	0.4%	0.2%	0.4%	0.4%	12.2%	7.8%	0.4%	0.0%	550
21			19:00	20:00	50	24	62.2%	9.7%	1.2%	1.0%	0.5%	0.8%	1.2%	1.5%	0.3%	0.5%	0.3%	0.3%	0.3%	0.3%	12.2%	7.7%	0.3%	0.0%	400
21			20:00	21:00	50	26	61.7%	9.7%	1.3%	0.9%	0.6%	0.6%	1.3%	1.6%	0.3%	0.6%	0.3%	0.3%	0.3%	0.3%	12.2%	7.8%	0.3%	0.0%	300
21			21:00	22:00	50	27	61.8%	9.6%	1.2%	1.2%	0.4%	0.8%	1.2%	1.6%	0.0%	0.4%	0.4%	0.0%	0.4%	0.4%	12.4%	8.0%	0.4%	0.0%	250
21			22:00	23:00	50	27	62.0%	9.8%	1.2%	1.2%	0.4%	0.8%	1.2%	1.2%	0.0%	0.4%	0.4%	0.0%	0.4%	0.4%	12.2%	7.8%	0.4%	0.0%	250
21			23:00	0:00	50	28	62.1%	9.4%	1.5%	1.0%	0.5%	0.5%	1.0%	1.5%	0.0%	0.5%	0.5%	0.0%	0.5%	0.5%	12.3%	7.9%	0.5%	0.0%	200
22	22	Po Kin Road	0:00	1:00	50	29	61.2%	9.5%	1.4%	1.4%	0.7%	0.7%	1.4%	1.4%	0.0%	0.7%	0.7%	0.0%	0.7%	0.0%	12.2%	7.5%	0.7%	0.0%	150
22			1:00	2:00	50	30	70.4%	11.1%	1.9%	1.9%	0.9%	0.9%	1.9%	0.0%	0.0%	0.9%	0.0%	0.0%	0.0%	0.0%	0.0%	9.3%	0.9%	0.0%	100
22			2:00	3:00	50	30	71.3%	11.3%	1.3%	1.3%	1.3%	1.3%	2.5%	0.0%	0.0%	1.3%	0.0%	0.0%	0.0%	0.0%	0.0%	8.8%	0.0%	0.0%	100
22			3:00	4:00	50	30	71.9%	10.9%	1.6%	1.6%	0.0%	1.6%	3.1%	0.0%	0.0%	0.0%	0.0%	0.0%	0.0%	0.0%	0.0%	9.4%	0.0%	0.0%	50
22			4:00	5:00	50	30	73.1%	11.5%	1.9%	1.9%	0.0%	0.0%	1.9%	0.0%	0.0%	0.0%	0.0%	0.0%	0.0%	0.0%	0.0%	9.6%	0.0%	0.0%	50
22			5:00	6:00	50	30	62.7%	10.2%	1.7%	1.7%	0.0%	0.0%	1.7%	1.7%	0.0%	0.0%	0.0%	0.0%	0.0%	0.0%	11.9%	8.5%	0.0%	0.0%	50
22			6:00	7:00	50	30	61.5%	9.4%	1.7%	1.7%	0.9%	0.9%	1.7%	1.7%	0.0%	0.9%	0.0%	0.0%	0.0%	0.0%	12.0%	7.7%	0.0%	0.0%	100
22			7:00	8:00	50	26	61.4%	9.5%	1.3%	1.3%	0.7%	0.7%	1.6%	1.6%	0.3%	0.7%	0.3%	0.3%	0.3%	0.0%	12.1%	7.5%	0.3%	0.0%	300
22			8:00	9:00	50	21	61.4%	9.6%	1.3%	1.3%	0.6%	0.8%	1.5%	1.5%	0.2%	0.6%	0.4%	0.2%	0.4%	0.0%	12.2%	7.7%	0.6%	0.0%	550
22			9:00	10:00	50	23	61.2%	9.6%	1.3%	1.3%	0.6%	0.9%	1.7%	1.5%	0.2%	0.6%	0.4%	0.2%	0.4%	0.0%	12.1%	7.6%	0.4%	0.0%	400
22			10:00	11:00	50	23	61.3%	9.5%	1.3%	1.3%	0.6%	0.9%	1.7%	1.5%	0.2%	0.6%	0.4%	0.2%	0.4%	0.0%	12.1%	7.6%	0.4%	0.0%	450
22			11:00	12:00	50	23	61.2%	9.6%	1.3%	1.3%	0.7%	0.7%	1.5%	1.5%	0.2%	0.7%	0.4%	0.2%	0.4%	0.0%	12.2%	7.6%	0.4%	0.0%	450
22			12:00	13:00	50	24	61.6%	9.5%	1.3%	1.3%	0.5%	0.8%	1.5%	1.5%	0.3%	0.5%	0.3%	0.3%	0.3%	0.0%	12.3%	7.7%	0.5%	0.0%	400
22			13:00	14:00	50	24	58.7%	9.2%	1.4%	1.4%	0.5%	0.8%	1.9%	1.6%	0.3%	0.5%	0.5%	0.3%	0.5%	0.0%	14.3%	7.6%	0.5%	0.0%	350
22			14:00	15:00	50	24	58.8%	9.1%	1.5%	1.5%	0.7%	0.7%	2.0%	1.7%	0.3%	0.5%	0.5%	0.3%	0.5%	0.0%	14.2%	7.4%	0.5%	0.0%	400
22			15:00	16:00	50	23	58.8%	9.0%	1.4%	1.4%	0.7%	0.9%	1.9%	1.6%	0.2%	0.5%	0.5%	0.2%	0.5%	0.0%	14.4%	7.4%	0.7%	0.0%	450
22			16:00	17:00	50	23	59.0%	9.2%	1.4%	1.4%	0.7%	0.9%	1.8%	1.6%	0.2%	0.5%	0.5%	0.2%	0.5%	0.0%	14.4%	7.4%	0.7%	0.0%	450
22			17:00	18:00	50	22	58.8%	9.2%	1.5%	1.5%	0.6%	0.8%	1.9%	1.7%	0.2%	0.4%	0.4%	0.2%	0.4%	0.0%	14.4%	7.5%	0.6%	0.0%	500
22			18:00	19:00	50	22	58.9%	9.1%	1.5%	1.5%	0.6%	0.8%	1.9%	1.7%	0.2%	0.4%	0.4%	0.2%	0.4%	0.0%	14.3%	7.5%	0.6%	0.0%	500
22			19:00	20:00	50	23	58.8%	9.1%	1.4%	1.4%	0.7%	0.9%	1.8%	1.6%	0.2%	0.5%	0.5%	0.2%	0.5%	0.0%	14.4%	7.5%	0.7%	0.0%	450
22			20:00	21:00	50	25	58.8%	9.2%	1.4%	1.4%	0.6%	0.9%	2.0%	1.7%	0.3%	0.3%	0.3%	0.3%	0.3%	0.0%	14.4%	7.5%	0.6%	0.0%	350
22			21:00	22:00	50	26	58.8%	9.2%	1.5%	1.5%	0.7%	0.7%	1.8%	1.5%	0.4%	0.4%	0.4%	0.4%	0.4%	0.0%	14.3%	7.4%	0.7%	0.0%	250
22			22:00	23:00	50	26	58.8%	9.0%	1.5%	1.5%	0.8%	0.8%	1.9%	1.5%	0.4%	0.4%	0.4%	0.4%	0.4%	0.0%	14.2%	7.5%	0.8%	0.0%	250
22			23:00	0:00	50	27	58.8%	9.1%	1.4%	1.4%	0.5%	0.9%	2.3%	1.8%	0.0%	0.5%	0.5%	0.0%	0.5%	0.0%	14.5%	7.7%	0.5%	0.0%	200
23	23	Pak Wo Road	0:00	1:00	50	40	59.6%	9.1%	2.4%	2.4%	1.0%	1.4%	2.9%	1.0%	0.0%	0.5%	0.5%	0.5%	0.5%	0.0%	9.6%	7.7%	1.0%	0.0%	200
23			1:00	2:00	50	40	65.2%	9.9%	3.1%	2.5%	1.2%	1.2%	3.1%	0.0%	0.0%	0.6%	0.0%	0.0%	0.6%	0.0%	3.1%	8.1%	1.2%	0.0%	150
23			2:00	3:00	50	40	65.3%	9.9%	2.5%	2.5%	0.8%	1.7%	3.3%	0.0%	0.0%	0.8%	0.0%	0.0%	0.8%	0.0%	3.3%	8.3%	0.8%	0.0%	100
23			3:00	4:00	50	40	64.0%	10.0%	3.0%	3.0%	1.0%	2.0%	3.0%	0.0%	0.0%	1.0%	0.0%	0.0%	0.0%	0.0%	4.0%	8.0%	1.0%	0.0%	100
23			4:00	5:00	50	40	65.0%	10.0%	2.5%	2.5%	1.3%	1.3%	2.5%	0.0%	0.0%	0.0%	0.0%	0.0%	0.0%	0.0%	5.0%	8.8%	1.3%	0.0%	100
23			5:00	6:00	50	40	60.5%	9.3%	2.3%	2.3%	1.2%	1.2%	2.3%	1.2%	0.0%	0.0%	0.0%	0.0%	0.0%	0.0%	10.5%	8.1%	1.2%	0.0%	100
23			6:00	7:00	50	40	59.6%	9.6%	2.4%	2.4%	1.2%	1.2%	3.0%	1.2%	0.0%	0.6%	0.0%	0.0%	0.6%	0.0%	9.6%	7.8%	0.6%	0.0%	150
23			7:00	8:00	50	38	59.6%	9.2%	2.5%	2.5%	0.9%	1.4%	3.0%	0.9%	0.2%	0.5%	0.2%	0.2%	0.5%	0.0%	9.7%	7.6%	0.9%	0.0%	400
23			8:00	9:00	50	35	59.5%	9.3%	2.6%	2.5%	0.9%	1.4%	3.0%	1.0%	0.1%	0.5%	0.3%	0.3%	0.4%	0.0%	9.8%	7.6%	0.9%	0.0%	750
23			9:00	10:00	50	36	59.5%	9.3%	2.6%	2.4%	0.9%	1.4%	3.0%	1.1%	0.2%	0.5%	0.3%	0.3%	0.5%	0.0%	9.8%	7.7%	0.9%	0.0%	600
23			10:00	11:00	50	36	59.4%	9.3%	2.5%	2.4%	0.9%	1.4%	3.0%	1.1%	0.2%	0.5%	0.3%	0.3%	0.5%	0.0%	9.9%	7.6%	0.9%	0.0%	600
23			11:00	12:00	50	36	59.3%	9.2%	2.6%	2.5%	0.9%	1.4%	2.9%	1.1%	0.2%	0.5%	0.3%	0.3%	0.5%	0.0%	9.9%	7.6%	0.9%	0.0%	600
23			12:00	13:00	50	37	59.6%	9.4%	2.5%	2.5%	0.9%	1.4%	2.9%	1.1%	0.2%	0.5%	0.2%	0.2%	0.4%	0.0%	9.8%	7.6%	0.9%	0.0%	500
23			13:00	14:00	50	37	60.0%	9.4%	2.3%	2.1%	0.8%	1.2%	2.5%	1.2%	0.2%	0.4%	0.4%	0.4%	0.4%	0.0%	10.5%	7.7%	0.8%	0.0%	450
23			14:00	15:00	50	37	59.9%	9.3%	2.3%	2.1%	0.7%	1.2%	2.6%	1.2%	0.2%	0.5%	0.4%	0.4%	0.5%	0.0%	10.6%	7.6%	0.7%	0.0%	550
23			15:00	16:00	50	37	59.8%	9.3%	2.3%	2.1%	0.8%	1.1%	2.5%	1.1%	0.2%	0.5%	0.3%	0.3%	0.5%	0.0%	10.6%	7.7%	0.8%	0.0%	550
23			16:00	17:00	50	36	59.7%	9.3%	2.2%	2.1%	0.8%	1.3%	2.5%	1.3%	0.2%	0.5%	0.3%	0.3%	0.5%	0.0%	10.6%	7.7%	0.8%	0.0%	600
23			17:00	18:00	50	36	60.0%	9.4%	2.2%	2.1%	0.7%	1.2%	2.7%	1.2%	0.2%	0.4%	0.3%	0.3%	0.4%	0.0%	10.6%	7.7%	0.7%	0.0%	650
23			18:00	19:00	50	36	59.9%	9.4%	2.3%	2.1%	0.8%	1.2%	2.6%	1.2%	0.2%	0.5%	0.3%	0.3%	0.5%	0.0%	10.6%	7.7%	0.8%	0.0%	600
23			19:00	20:00	50	36	59.8%	9.3%	2.3%	2.1%	0.8%	1.1%	2.6%	1.1%	0.2%	0.5%	0.3%	0.3%	0.5%	0.0%	10.6%	7.7%	0.8%	0.0%	550
23			20:00	21:00	50	38	59.9%	9.4%	2.3%	2.0%	0.8%	1.2%	2.5%	1.2%	0.2%	0.4%	0.2%	0.2%	0.4%	0.0%	10.6%	7.8%	0.8%	0.0%	450
23			21:00	22:00	50	39	59.4%	9.3%	2.3%	2.1%	0.8%	1.3%	2.6%	1.3%	0.3%	0.5%	0.3%	0.3%	0.5%	0.0%	10.6%	7.8%	0.8%	0.0%	350
23			22:00	23:00	50	39	59.5%	9.2%	2.4%	2.1%	0.8%	1.3%	2.6%	1.3%	0.3%	0.5%	0.3%	0.3%	0.5%	0.0%	10.5%	7.6%	0.8%	0.0%	350
23			23:00	0:00	50	39	60.3%	9.3%	2.2%	2.2%	0.6%	1.3%	2.6%	1.3%	0.0%	0.3%	0.3%	0.3%	0.3%	0.0%	10.6%	7.7%	0.6%	0.0%	300
24	24	Pak Wo Road	0:00	1:00	50	40	56.2%	8.5%	2.0%	2.0%	0.7%	1.3%	2.6%	1.3%	0.0%	0.7%	0.7%	0.0%	0.7%	0.7%	15.0%	7.2%	0.7%	0.0%	150
24			1:00	2:00	50	40	64.6%	9.7%	2.7%	2.7%	0.9%	1.8%	2.7%	0.0%	0.0%	0.9%	0.9%	0.0%	0.9%	0.0%	3.5%	8.0%	0.9%	0.0%	100
24			2:00	3:00	50	40	66.3%	9.6%	2.4%	2.4%	1.2%	1.2%	2.4%	0.0%	0.0%	0.0%	0.0%	0.0%	0.0%	0.0%	4.8%	8.4%	1.2%	0.0%	100
24			3:00	4:00	50	40	63.8%	10.1%	2.9%	2.9%	1.5%	1.5%	2.9%	0.0%	0.0%	0.0%	0.0%	0.0%	0.0%	0.0%	5.8%	8.7%	0.0%	0.0%	50
24			4:00	5:00	50	40	64.3%	10.7%	1.8%	1.8%	0.0%	1.8%	3.6%	0.0%	0.0%	0.0%	0.0%	0.0%	0.0%	0.0%	7.1%	8.9%	0.0%	0.0%	50
24			5:00	6:00	50	40	57.1%	9.5%	1.6%	1.6%	0.0%	1.6%	3.2%	1.6%	0.0%	0.0%	0.0%	0.0%	0.0%	0.0%	15.9%	7.9%	0.0%	0.0%	50
24			6:00	7:00	50	40	58.0%	9.2%	1.7%	1.7%	0.8%	0.8%	2.5%	1.7%	0.0%	0.0%	0.0%	0.0%	0.0%	0.0%	15.1%	7.6%	0.8%	0.0%	100
24			7:00	8:00	50	39	56.8%	8.8%	1.9%	1.9%	0.6%	1.3%	2.5%	1.6%	0.3%	0.3%	0.3%	0.3%	0.3%	0.3%	14.8%	7.3%	0.6%	0.0%	250
24			8:00	9:00	50	37	56.7%	8.7%	1.9%	1.9%	0.8%	1.2%	2.3%	1.6%	0.2%	0.4%	0.4%	0.2%	0.4%	0.4%	15.0%	7.2%	0.8%	0.0%	450
24			9:00	10:00	50	37	56.6%	8.8%	1.8%	1.8%	0.8%	1.2%	2.3%	1.6%	0.2%	0.4%	0.4%	0.2%	0.4%	0.4%	15.0%	7.2%	0.8%	0.0%	500
24			10:00	11:00	50	37	56.7%	8.8%	1.8%	1.8%	0.8%	1.2%	2.3%	1.6%	0.2%	0.4%	0.4%	0.2%	0.4%	0.4%	14.9%	7.2%	0.8%	0.0%	450
24			11:00	12:00	50	38	56.6%	8.6%	1.9%	1.9%	0.8%	1.3%	2.3%	1.5%	0.2%	0.4%	0.4%	0.2%	0.4%	0.4%	15.0%	7.2%	0.8%	0.0%	450
24			12:00	13:00	50	38	56.4%	8.6%	2.0%	2.0%	0.7%	1.2%	2.5%	1.5%	0.3%	0.5%	0.5%	0.3%	0.5%	0.5%	15.0%	7.1%	0.7%	0.0%	350
24			13:00	14:00	50	39	61.0%	9.4%	1.6%	1.6%	0.5%	1.1%	1.8%	1.6%	0.3%	0.5%	0.3%	0.3%	0.3%	0.3%	11.5%	7.6%	0.5%	0.0%	350
24			14:00	15:00	50	38	60.8%	9.5%	1.7%	1.7%	0.5%	1.0%	1.9%	1.4%	0.2%	0.5%	0.5%	0.2%	0.5%	0.5%	11.4%	7.6%	0.5%	0.0%	350
24			15:00	16:00	50	38	60.9%	9.4%	1.6%	1.6%	0.5%	0.9%	1.8%	1.6%	0.2%	0.5%	0.5%	0.2%	0.5%	0.5%	11.4%	7.6%	0.7%	0.0%	400
24			16:00	17:00	50	38	60.4%	9.5%	1.7%	1.7%	0.7%	0.9%	1.7%	1.5%	0.2%	0.7%	0.4%	0.2%	0.4%	0.4%	11.4%	7.5%	0.7%	0.0%	400
24			17:00	18:00	50	38	60.7%	9.4%	1.6%	1.6%	0.6%	1.0%	1.8%	1.4%	0.2%	0.6%	0.4%	0.2%	0.4%	0.4%	11.4%	7.6%	0.6%	0.0%	450
24			18:00	19:00	50	37	60.8%	9.4%	1.7%	1.7%	0.6%	0.9%	1.9%	1.5%	0.2%	0.6%	0.4%	0.2%	0.4%	0.4%	11.5%	7.6%	0.6%	0.0%	500
24			19:00	20:00	50	38	60.4%	9.4%	1.8%	1.8%	0.7%	0.9%	1.8%	1.5%	0.2%	0.7%	0.4%	0.2%	0.4%	0.4%	11.4%	7.4%	0.7%	0.0%	400
24			20:00	21:00	50	39	60.9%	9.5%	1.7%	1.7%	0.6%	0.8%	2.0%	1.4%	0.3%	0.6%	0.3%	0.3%	0.3%	0.3%	11.5%	7.5%	0.6%	0.0%	300
24			21:00	22:00	50	39	60.4%	9.2%	1.8%	1.8%	0.7%	1.1%	1.8%	1.4%	0.4%	0.7%	0.4%	0.4%	0.4%	0.4%	11.3%	7.4%	0.7%	0.0%	250
24			22:00	23:00	50	39	60.0%	9.3%	1.8%	1.8%	0.7%	1.1%	1.8%	1.4%	0.4%	0.7%	0.4%	0.4%	0.4%	0.4%	11.4%	7.5%	0.7%	0.0%	250
24			23:00	0:00	50	40	61.0%	9.7%	1.8%	1.8%	0.4%	0.9%	2.2%	1.3%	0.0%	0.4%	0.4%	0.0%	0.4%	0.4%	11.4%	7.5%	0.4%	0.0%	250

2036 Operation	Link ID	Road Section	1-hour interval		Speed Limit (km/hr)	Travel Speed (km/hr)	Vehicle Composition																		Traffic Flows (veh/hr)
			Start	End			PC	TAXI	LGV3	LGV4	LGV6	HGV7	HGV8	PLB	PV4	PV5	NFB6	NFB7	NFB8	FBSD	FBDD	MC	HGV9	NFB9	
25/26	25/26	Pak Wo Road	0:00	1:00	50	***39***	51.3%	7.8%	2.5%	2.1%	0.7%	1.4%	2.9%	0.0%	0.0%	0.7%	0.0%	0.0%	0.7%	0.0%	22.7%	6.4%	0.7%	0.0%	**300**
25/26			1:00	2:00	50	***40***	64.1%	9.4%	3.1%	2.6%	1.0%	1.6%	3.1%	0.0%	0.0%	0.5%	0.0%	0.0%	0.5%	0.0%	4.7%	8.3%	1.0%	0.0%	**200**
25/26			2:00	3:00	50	***40***	63.9%	9.7%	2.8%	2.8%	1.4%	1.4%	2.8%	0.0%	0.0%	0.0%	0.0%	0.0%	0.0%	0.0%	5.6%	8.3%	1.4%	0.0%	**100**
25/26			3:00	4:00	50	***40***	62.2%	10.1%	3.4%	2.5%	1.7%	1.7%	3.4%	0.0%	0.0%	0.0%	0.0%	0.0%	0.0%	0.0%	6.7%	8.4%	0.0%	0.0%	**100**
25/26			4:00	5:00	50	***40***	62.3%	10.2%	2.0%	2.0%	1.0%	2.0%	4.1%	0.0%	0.0%	0.0%	0.0%	0.0%	0.0%	0.0%	8.2%	8.2%	0.0%	0.0%	**100**
25/26			5:00	6:00	50	***40***	52.3%	8.7%	1.7%	1.7%	0.8%	1.7%	3.5%	0.0%	0.0%	0.0%	0.0%	0.0%	0.0%	0.0%	22.5%	7.0%	0.0%	0.0%	**100**
25/26			6:00	7:00	50	***40***	51.4%	8.0%	2.7%	2.2%	0.9%	1.3%	2.7%	0.0%	0.0%	0.4%	0.0%	0.0%	0.4%	0.0%	22.9%	6.2%	0.9%	0.0%	**200**
25/26			7:00	8:00	50	***36***	51.4%	7.9%	2.2%	2.1%	0.9%	1.4%	2.6%	0.0%	0.2%	0.3%	0.3%	0.3%	0.3%	0.0%	22.8%	6.5%	0.7%	0.0%	**600**
25/26			8:00	9:00	50	***31***	51.4%	7.9%	2.4%	2.1%	0.9%	1.3%	2.5%	0.0%	0.1%	0.4%	0.2%	0.2%	0.4%	0.0%	22.7%	6.6%	0.9%	0.0%	**900**
25/26			9:00	10:00	50	***32***	51.4%	7.9%	2.3%	2.1%	0.9%	1.2%	2.5%	0.0%	0.1%	0.4%	0.2%	0.2%	0.4%	0.0%	22.7%	6.6%	0.9%	0.0%	**900**
25/26			10:00	11:00	50	***32***	51.5%	8.0%	2.3%	2.1%	0.9%	1.2%	2.4%	0.0%	0.1%	0.4%	0.2%	0.2%	0.4%	0.0%	22.7%	6.6%	0.9%	0.0%	**900**
25/26			11:00	12:00	50	***32***	51.3%	7.9%	2.4%	2.2%	0.9%	1.3%	2.5%	0.0%	0.1%	0.5%	0.2%	0.2%	0.5%	0.0%	22.8%	6.5%	0.8%	0.0%	**850**
25/26			12:00	13:00	50	***34***	51.2%	8.0%	2.3%	2.1%	0.8%	1.3%	2.5%	0.0%	0.1%	0.5%	0.3%	0.3%	0.5%	0.0%	22.8%	6.5%	0.8%	0.0%	**750**
25/26			13:00	14:00	50	***35***	55.6%	8.8%	2.0%	2.0%	0.9%	1.1%	2.3%	0.0%	0.3%	0.4%	0.3%	0.3%	0.3%	0.0%	17.7%	7.2%	0.9%	0.0%	**700**
25/26			14:00	15:00	50	***34***	55.8%	8.7%	2.0%	1.9%	0.8%	1.2%	2.3%	0.0%	0.3%	0.5%	0.3%	0.3%	0.4%	0.0%	17.7%	7.2%	0.8%	0.0%	**750**
25/26			15:00	16:00	50	***33***	55.6%	8.7%	2.1%	1.9%	0.7%	1.2%	2.4%	0.0%	0.2%	0.5%	0.4%	0.2%	0.5%	0.0%	17.6%	7.1%	0.7%	0.0%	**850**
25/26			16:00	17:00	50	***33***	55.6%	8.8%	2.1%	2.0%	0.8%	1.2%	2.3%	0.0%	0.2%	0.5%	0.4%	0.2%	0.5%	0.0%	17.6%	7.1%	0.7%	0.0%	**850**
25/26			17:00	18:00	50	***32***	55.7%	8.7%	2.1%	2.0%	0.8%	1.2%	2.4%	0.0%	0.2%	0.5%	0.3%	0.2%	0.4%	0.0%	17.7%	7.2%	0.7%	0.0%	**950**
25/26			18:00	19:00	50	***31***	55.8%	8.7%	2.1%	2.0%	0.8%	1.2%	2.4%	0.0%	0.2%	0.5%	0.3%	0.2%	0.4%	0.0%	17.7%	7.2%	0.8%	0.0%	**1,000**
25/26			19:00	20:00	50	***33***	55.5%	8.7%	2.1%	2.0%	0.8%	1.2%	2.4%	0.0%	0.2%	0.5%	0.4%	0.2%	0.5%	0.0%	17.6%	7.1%	0.7%	0.0%	**850**
25/26			20:00	21:00	50	***35***	55.7%	8.8%	2.1%	2.0%	0.8%	1.2%	2.4%	0.0%	0.3%	0.5%	0.3%	0.3%	0.3%	0.0%	17.8%	7.1%	0.6%	0.0%	**650**
25/26			21:00	22:00	50	***37***	55.9%	8.7%	1.9%	1.9%	0.8%	1.2%	2.3%	0.0%	0.2%	0.4%	0.4%	0.2%	0.4%	0.0%	17.8%	7.1%	0.8%	0.0%	**500**
25/26			22:00	23:00	50	***37***	55.7%	8.8%	2.0%	2.0%	0.8%	1.2%	2.4%	0.0%	0.2%	0.4%	0.4%	0.2%	0.4%	0.0%	17.7%	7.1%	0.8%	0.0%	**500**
25/26			23:00	0:00	50	***38***	55.9%	8.8%	1.9%	1.9%	1.0%	1.2%	2.4%	0.0%	0.0%	0.5%	0.2%	0.0%	0.5%	0.0%	17.8%	7.1%	1.0%	0.0%	**400**
27/28	27/28	Ching Hiu Road	0:00	1:00	50	***30***	61.4%	9.7%	3.0%	2.6%	1.1%	1.9%	3.4%	0.8%	0.0%	0.8%	0.8%	0.0%	0.8%	0.0%	4.9%	7.9%	1.1%	0.0%	**300**
27/28			1:00	2:00	50	***30***	65.5%	10.3%	3.3%	2.8%	1.4%	1.9%	3.7%	0.0%	0.0%	0.9%	0.4%	0.0%	0.4%	0.0%	0.0%	8.4%	0.9%	0.0%	**200**
27/28			2:00	3:00	50	***30***	66.1%	10.1%	3.1%	3.1%	1.3%	1.9%	3.7%	0.0%	0.0%	0.7%	0.0%	0.0%	0.0%	0.0%	0.0%	8.8%	1.3%	0.0%	**200**
27/28			3:00	4:00	50	***30***	67.8%	10.5%	3.2%	2.4%	1.6%	1.6%	4.0%	0.0%	0.0%	0.0%	0.0%	0.0%	0.0%	0.0%	0.0%	8.1%	0.8%	0.0%	**100**
27/28			4:00	5:00	50	***30***	66.8%	10.5%	2.8%	2.8%	1.9%	1.9%	3.8%	0.0%	0.0%	0.0%	0.0%	0.0%	0.0%	0.0%	0.0%	8.5%	0.9%	0.0%	**100**
27/28			5:00	6:00	50	***30***	63.9%	9.3%	2.8%	2.8%	1.9%	1.9%	3.7%	0.9%	0.0%	0.0%	0.0%	0.0%	0.0%	0.0%	4.7%	7.4%	0.9%	0.0%	**100**
27/28			6:00	7:00	50	***30***	62.4%	9.9%	3.3%	2.8%	0.9%	1.4%	3.7%	1.0%	0.0%	0.5%	0.0%	0.0%	0.0%	0.0%	5.2%	8.0%	0.9%	0.0%	**200**
27/28			7:00	8:00	50	***29***	61.7%	9.5%	3.1%	2.7%	1.3%	1.8%	3.4%	0.7%	0.4%	0.5%	0.4%	0.4%	0.4%	0.2%	4.9%	7.7%	1.1%	0.0%	**550**
27/28			8:00	9:00	50	***27***	61.8%	9.6%	3.0%	2.7%	1.2%	1.7%	3.3%	0.8%	0.2%	0.5%	0.4%	0.2%	0.4%	0.1%	5.0%	7.9%	1.0%	0.0%	**950**
27/28			9:00	10:00	50	***28***	61.7%	9.6%	3.1%	2.7%	1.2%	1.8%	3.4%	0.8%	0.2%	0.6%	0.5%	0.2%	0.5%	0.1%	4.9%	7.8%	1.1%	0.0%	**850**
27/28			10:00	11:00	50	***28***	61.8%	9.7%	3.0%	2.7%	1.2%	1.8%	3.4%	0.8%	0.2%	0.6%	0.5%	0.2%	0.5%	0.1%	4.8%	7.8%	1.1%	0.0%	**850**
27/28			11:00	12:00	50	***28***	61.7%	9.6%	3.1%	2.8%	1.2%	1.7%	3.4%	0.8%	0.2%	0.5%	0.5%	0.2%	0.5%	0.1%	4.9%	7.8%	1.1%	0.0%	**850**
27/28			12:00	13:00	50	***28***	61.4%	9.6%	3.1%	2.8%	1.3%	1.7%	3.5%	0.9%	0.3%	0.6%	0.4%	0.3%	0.4%	0.1%	5.0%	7.8%	1.0%	0.0%	**700**
27/28			13:00	14:00	50	***29***	58.3%	9.0%	3.0%	2.7%	1.0%	1.6%	3.1%	0.9%	0.1%	0.6%	0.3%	0.3%	0.5%	0.2%	9.9%	7.5%	1.0%	0.0%	**700**
27/28			14:00	15:00	50	***28***	58.5%	9.0%	3.0%	2.7%	1.1%	1.6%	3.2%	0.9%	0.1%	0.5%	0.4%	0.3%	0.5%	0.1%	9.4%	7.6%	0.9%	0.0%	**750**
27/28			15:00	16:00	50	***28***	58.5%	9.0%	2.8%	2.5%	1.0%	1.7%	3.2%	1.0%	0.1%	0.5%	0.4%	0.3%	0.5%	0.1%	9.8%	7.5%	1.0%	0.0%	**800**
27/28			16:00	17:00	50	***28***	58.2%	9.1%	2.9%	2.7%	1.0%	1.7%	3.3%	1.0%	0.1%	0.6%	0.4%	0.2%	0.5%	0.1%	9.7%	7.5%	1.0%	0.0%	**800**
27/28			17:00	18:00	50	***28***	58.4%	9.1%	3.0%	2.7%	1.0%	1.6%	3.2%	0.9%	0.1%	0.6%	0.3%	0.2%	0.5%	0.1%	9.8%	7.4%	1.0%	0.0%	**900**
27/28			18:00	19:00	50	***27***	59.0%	9.2%	2.9%	2.7%	1.0%	1.7%	3.2%	0.9%	0.1%	0.6%	0.3%	0.2%	0.4%	0.1%	9.1%	7.6%	1.0%	0.0%	**900**
27/28			19:00	20:00	50	***28***	58.4%	9.1%	2.9%	2.8%	1.0%	1.6%	3.1%	1.0%	0.1%	0.5%	0.4%	0.3%	0.5%	0.1%	9.8%	7.5%	1.0%	0.0%	**800**
27/28			20:00	21:00	50	***29***	58.3%	9.2%	2.8%	2.7%	1.0%	1.7%	3.2%	1.0%	0.2%	0.6%	0.3%	0.3%	0.5%	0.2%	9.8%	7.4%	1.0%	0.0%	**600**
27/28			21:00	22:00	50	***29***	57.9%	9.0%	3.0%	2.6%	1.0%	1.8%	3.2%	1.0%	0.2%	0.6%	0.4%	0.4%	0.4%	0.2%	9.7%	7.6%	1.0%	0.0%	**500**
27/28			22:00	23:00	50	***29***	58.1%	9.0%	2.9%	2.7%	1.0%	1.8%	3.1%	1.1%	0.2%	0.6%	0.4%	0.4%	0.4%	0.2%	9.8%	7.4%	1.0%	0.0%	**500**
27/28			23:00	0:00	50	***30***	58.7%	9.0%	2.7%	2.7%	1.0%	1.7%	3.2%	1.0%	0.0%	0.5%	0.2%	0.0%	0.5%	0.0%	9.9%	7.7%	1.0%	0.0%	**400**
29/30	29/30	Ching Hiu Road	0:00	1:00	50	***30***	63.0%	10.0%	2.9%	2.9%	0.7%	1.4%	3.6%	1.4%	0.0%	0.7%	0.7%	0.0%	0.7%	0.4%	2.6%	7.9%	1.1%	0.0%	**300**
29/30			1:00	2:00	50	***30***	66.0%	10.1%	3.1%	3.1%	0.9%	1.8%	4.0%	0.0%	0.0%	0.9%	0.5%	0.0%	0.5%	0.0%	0.0%	8.4%	0.9%	0.0%	**200**
29/30			2:00	3:00	50	***30***	66.8%	10.1%	3.0%	3.0%	1.2%	1.8%	3.6%	0.0%	0.0%	0.6%	0.0%	0.0%	0.0%	0.0%	0.0%	8.9%	1.2%	0.0%	**200**
29/30			3:00	4:00	50	***30***	67.9%	10.4%	3.0%	3.0%	1.5%	1.5%	3.0%	0.0%	0.0%	0.0%	0.0%	0.0%	0.0%	0.0%	0.0%	8.2%	1.5%	0.0%	**100**
29/30			4:00	5:00	50	***30***	67.8%	10.1%	2.8%	2.8%	1.8%	1.8%	3.7%	0.0%	0.0%	0.0%	0.0%	0.0%	0.0%	0.0%	0.0%	8.2%	1.0%	0.0%	**100**
29/30			5:00	6:00	50	***30***	65.4%	9.7%	2.7%	2.7%	1.8%	1.8%	3.5%	1.8%	0.0%	0.0%	0.0%	0.0%	0.0%	0.0%	1.8%	7.9%	0.9%	0.0%	**100**
29/30			6:00	7:00	50	***30***	63.9%	9.9%	3.2%	2.7%	0.9%	1.8%	3.6%	1.8%	0.0%	0.4%	0.0%	0.0%	0.0%	0.0%	2.8%	8.1%	0.9%	0.0%	**200**
29/30			7:00	8:00	50	***29***	63.1%	9.8%	2.8%	2.8%	1.0%	1.7%	3.5%	1.7%	0.3%	0.5%	0.3%	0.3%	0.3%	0.2%	2.5%	8.1%	1.0%	0.0%	**600**
29/30			8:00	9:00	50	***27***	63.4%	9.8%	2.9%	2.8%	1.0%	1.6%	3.4%	1.6%	0.2%	0.5%	0.4%	0.2%	0.4%	0.2%	2.3%	8.2%	1.0%	0.0%	**1,000**
29/30			9:00	10:00	50	***28***	63.2%	9.8%	2.8%	2.7%	1.0%	1.7%	3.4%	1.7%	0.2%	0.6%	0.4%	0.2%	0.4%	0.2%	2.4%	8.2%	1.0%	0.0%	**900**
29/30			10:00	11:00	50	***28***	63.1%	9.8%	2.8%	2.8%	1.0%	1.7%	3.4%	1.7%	0.2%	0.6%	0.4%	0.2%	0.4%	0.2%	2.5%	8.1%	1.0%	0.0%	**900**
29/30			11:00	12:00	50	***28***	63.1%	9.7%	2.9%	2.7%	1.0%	1.7%	3.4%	1.7%	0.2%	0.6%	0.5%	0.2%	0.5%	0.2%	2.4%	8.1%	1.0%	0.0%	**850**
29/30			12:00	13:00	50	***28***	63.3%	9.8%	2.8%	2.7%	1.1%	1.6%	3.3%	1.6%	0.3%	0.5%	0.4%	0.3%	0.4%	0.3%	2.4%	8.2%	1.1%	0.0%	**750**
29/30			13:00	14:00	50	***29***	62.6%	9.8%	3.0%	2.9%	1.0%	1.7%	3.3%	1.7%	0.3%	0.4%	0.4%	0.3%	0.4%	0.2%	3.0%	8.0%	1.1%	0.0%	**700**
29/30			14:00	15:00	50	***28***	62.3%	9.6%	3.1%	2.8%	1.0%	1.7%	3.5%	1.7%	0.3%	0.5%	0.5%	0.3%	0.5%	0.3%	3.1%	8.0%	1.0%	0.0%	**800**
29/30			15:00	16:00	50	***28***	62.5%	9.7%	3.0%	2.8%	1.1%	1.6%	3.5%	1.6%	0.2%	0.5%	0.5%	0.2%	0.5%	0.2%	3.0%	8.0%	1.0%	0.0%	**850**
29/30			16:00	17:00	50	***28***	62.5%	9.7%	3.1%	2.8%	1.1%	1.6%	3.4%	1.6%	0.2%	0.5%	0.5%	0.2%	0.5%	0.2%	3.1%	8.0%	1.1%	0.0%	**850**
29/30			17:00	18:00	50	***28***	62.7%	9.6%	3.1%	2.8%	1.1%	1.6%	3.4%	1.6%	0.2%	0.4%	0.4%	0.2%	0.4%	0.2%	3.1%	7.9%	1.1%	0.0%	**900**
29/30			18:00	19:00	50	***27***	62.7%	9.7%	3.0%	2.8%	1.0%	1.7%	3.5%	1.7%	0.2%	0.4%	0.4%	0.2%	0.4%	0.2%	3.0%	8.0%	1.0%	0.0%	**950**
29/30			19:00	20:00	50	***28***	62.5%	9.7%	3.0%	2.9%	1.1%	1.7%	3.5%	1.7%	0.2%	0.5%	0.5%	0.2%	0.5%	0.2%	3.0%	7.9%	1.0%	0.0%	**850**
29/30			20:00	21:00	50	***29***	63.0%	9.8%	3.0%	2.7%	1.1%	1.7%	3.3%	1.7%	0.3%	0.3%	0.3%	0.3%	0.3%	0.1%	3.0%	7.9%	1.1%	0.0%	**650**
29/30			21:00	22:00	50	***29***	62.4%	9.6%	3.1%	2.7%	1.2%	1.7%	3.3%	1.7%	0.4%	0.4%	0.4%	0.4%	0.4%	0.2%	3.1%	7.9%	1.2%	0.0%	**500**
29/30			22:00	23:00	50	***29***	62.2%	9.8%	3.1%	2.7%	1.2%	1.6%	3.3%	1.6%	0.4%	0.4%	0.4%	0.4%	0.4%	0.2%	3.1%	8.0%	1.2%	0.0%	**500**
29/30			23:00	0:00	50	***30***	63.1%	9.8%	2.9%	2.9%	1.0%	1.7%	3.6%	1.7%	0.0%	0.5%	0.5%	0.0%	0.5%	0.3%	2.9%	7.9%	1.0%	0.0%	**400**
31/32	31/32	Ching Hiu Road	0:00	1:00	50	***30***	59.9%	8.9%	4.1%	3.5%	1.2%	1.8%	4.7%	3.0%	0.0%	0.0%	0.0%	0.0%	0.0%	0.6%	3.5%	7.7%	1.2%	0.0%	**200**
31/32			1:00	2:00	50	***30***	63.9%	9.8%	4.5%	3.8%	1.5%	2.3%	4.5%	0.0%	0.0%	0.0%	0.0%	0.0%	0.0%	0.0%	0.0%	8.3%	1.5%	0.0%	**100**
31/32			2:00	3:00	50	***30***	62.2%	9.7%	4.8%	3.9%	1.9%	2.9%	4.8%	0.0%	0.0%	0.0%	0.0%	0.0%	0.0%	0.0%	0.0%	7.8%	1.9%	0.0%	**100**
31/32			3:00	4:00	50	***30***	63.4%	9.8%	3.7%	3.7%	2.4%	2.4%	4.9%	0.0%	0.0%	0.0%	0.0%	0.0%	0.0%	0.0%	0.0%	8.5%	1.2%	0.0%	**100**
31/32			4:00	5:00	50	***30***	62.5%	8.7%	4.3%	4.3%	1.4%	2.9%	5.8%	0.0%	0.0%	0.0%	0.0%	0.0%	0.0%	0.0%	0.0%	8.7%	1.4%	0.0%	**100**
31/32			5:00	6:00	50	***30***	59.3%	8.3%	4.0%	4.0%	1.3%	2.8%	5.5%	2.8%	0.0%	0.0%	0.0%	0.0%	0.0%	0.0%	2.6%	8.3%	1.3%	0.0%	**100**
31/32			6:00	7:00	50	***30***	58.8%	9.5%	4.3%	3.6%	1.5%	2.2%	4.3%	2.9%	0.0%	0.0%	0.0%	0.0%	0.0%	0.0%	3.6%	8.0%	1.5%	0.0%	**100**
31/32			7:00	8:00	50	***30***	57.8%	9.1%	4.1%	3.6%	1.4%	2.2%	4.4%	3.0%	0.0%	0.6%	0.6%	0.6%	0.6%	0.3%	3.2%	7.4%	1.4%	0.0%	**400**
31/32			8:00	9:00	50	***30***	57.9%	9.0%	4.2%	3.7%	1.5%	2.2%	4.4%	2.9%	0.0%	0.4%	0.4%	0.4%	0.4%	0.4%	3.5%	7.5%	1.5%	0.0%	**550**
31/32			9:00	10:00	50	***29***	58.0%	9.0%	4.2%	3.6%	1.5%	2.2%	4.5%	3.0%	0.0%	0.4%	0.4%	0.4%	0.4%	0.4%	3.4%	7.5%	1.3%	0.0%	**550**
31/32			10:00	11:00	50	***29***	58.0%	9.1%	4.2%	3.6%	1.5%	2.2%	4.5%	3.0%	0.0%	0.4%	0.4%	0.4%	0.4%	0.4%	3.4%	7.5%	1.3%	0.0%	**550**
31/32			11:00	12:00	50	***29***	57.8%	9.0%	4.3%	3.7%	1.5%	2.1%	4.6%	2.9%	0.0%	0.4%	0.4%	0.4%	0.4%	0.4%	3.4%	7.5%	1.3%	0.0%	**550**
31/32			12:00	13:00	50	***30***	57.7%	9.0%	4.2%	3.5%	1.5%	2.2%	4.4%	2.8%	0.0%	0.4%	0.4%	0.4%	0.4%	0.5%	3.6%	7.5%	1.5%	0.0%	**450**
31/32			13:00	14:00	50	***30***	65.5%	10.1%	2.0%	1.5%	0.7%	0.9%	1.8%	2.5%	0.0%	0.7%	0.5%	0.5%	0.5%	0.2%	3.6%	8.5%	0.7%	0.0%	**450**
31/32			14:00	15:00	50	***30***	65.2%	9.9%	1.9%	1.5%	0.6%	1.0%	2.1%	2.3%	0.0%	0.8%	0.4%	0.4%	0.6%	0.4%	3.7%	8.5%	0.6%	0.0%	**500**
31/32			15:00	16:00	50	***29***	64.8%	10.1%	2.0%	1.6%	0.6%	1.2%	2.2%	2.5%	0.0%	0.8%	0.4%	0.4%	0.6%	0.4%	3.7%	8.3%	0.6%	0.0%	**500**
31/32			16:00	17:00	50	***29***	65.1%	10.2%	1.8%	1.7%	0.6%	1.1%	2.0%	2.5%	0.0%	0.8%	0.4%	0.4%	0.6%	0.4%	3.5%	8.5%	0.6%	0.0%	**550**
31/32			17:00	18:00	50	***29***	65.4%	10.2%	2.0%	1.6%	0.5%	1.1%	2.1%	2.3%	0.0%	0.7%	0.4%	0.4%	0.5%	0.3%	3.7%	8.4%	0.5%	0.0%	**600**
31/32			18:00	19:00	50	***29***	65.2%	10.0%	2.0%	1.7%	0.6%	1.1%	2.1%	2.4%	0.0%	0.8%	0.3%	0.3%	0.4%	0.3%	3.8%	8.4%	0.6%	0.0%	**650**
31/32			19:00	20:00	50	***29***	65.2%	10.0%	2.0%	1.6%	0.6%	1.2%	2.1%	2.5%	0.0%	0.8%	0.4%	0.4%	0.6%	0.4%	3.7%	8.2%	0.6%	0.0%	**500**
31/32			20:00	21:00	50	***30***	65.0%	9.9%	2.0%	1.7%	0.7%	1.0%	2.0%	2.4%	0.0%	0.7%	0.5%	0.5%	0.5%	0.2%	3.9%	8.2%	0.7%	0.0%	**400**
31/32			21:00	22:00	50	***30***	65.5%	10.0%	1.9%	1.9%	0.6%	1.0%	1.9%	2.5%	0.0%	0.6%	0.3%	0.3%	0.3%	0.3%	3.8%	8.4%	0.6%	0.0%	**300**
31/32			22:00	23:00	50	***30***	65.2%	10.1%	1.9%	1.9%	0.6%	1.0%	1.9%	2.5%	0.0%	0.6%	0.3%	0.3%	0.3%	0.3%	3.8%	8.5%	0.6%	0.0%	**300**
31/32			23:00	0:00	50	***30***	66.1%	10.0%	1.9%	1.6%	0.4%	1.2%	1.9%	2.3%	0.0%	0.8%	0.0%	0.0%	0.4%	0.4%	3.9%	8.4%	0.8%	0.0%	**300**
33/34	33/34	Ching Shing Road	0:00	1:00	50	***29***	62.7%	9.6%	3.5%	3.2%	1.5%	2.0%	4.1%	0.0%	0.0%	0.6%	0.6%	0.3%	0.6%	0.0%	2.0%	8.2%	1.2%	0.0%	**350**
33/34			1:00	2:00	50	***30***	64.2%	9.8%	3.5%	3.2%	1.4%	2.1%	4.2%	0.0%	0.0%	0.7%	0.4%	0.0%	0.7%	0.0%	0.0%	8.4%	1.4%	0.0%	**300**
33/34			2:00	3:00	50	***30***	65.0%	10.0%	3.3%	3.3%	1.4%	1.9%	4.3%	0.0%	0.0%	1.0%	0.0%	0.0%	0.4%	0.0%	0.0%	8.5%	1.0%	0.0%	**200**
33/34			3:00	4:00	50	***30***	65.2%	10.0%	3.6%	3.6%	1.2%	2.4%	4.1%	0.0%	0.0%	0.0%	0.0%	0.0%	0.0%	0.0%	0.0%	8.8%	1.2%	0.0%	**200**
33/34			4:00	5:00	50	***30***	65.6%	10.2%	3.7%	3.7%	1.4%	2.3%	3.7%	0.0%	0.0%	0.0%	0.0%	0.0%	0.0%	0.0%	0.0%	7.9%	1.4%	0.0%	**150**
33/34			5:00	6:00	50	***30***	64.5%	9.3%	3.7%	3.7%	1.4%	2.3%	3.7%	0.0%	0.0%	0.0%	0.0%	0.0%	0.0%	0.0%	1.9%	7.9%	1.4%	0.0%	**150**
33/34			6:00	7:00	50	***30***	63.9%	9.5%	3.3%	3.3%	1.5%	1.9%	4.0%	0.0%	0.0%	0.7%	0.0%	0.0%	0.4%	0.0%	2.2%	8.1%	1.1%	0.0%	**250**
33/34			7:00	8:00	50	***27***	62.9%	9.7%	3.5%	3.4%	1.3%	2.0%	3.9%	0.0%	0.3%	0.6%	0.3%	0.3%	0.4%	0.0%	2.1%	8.1%	1.3%	0.0%	**750**
33/34			8:00	9:00	50	***22***	62.9%	9.7%	3.4%	3.4%	1.4%	2.0%	4.0%	0.0%	0.2%	0.5%	0.3%	0.3%	0.4%	0.0%	2.1%	8.2%	1.2%	0.0%	**1,150**
33/34			9:00	10:00	50	***23***	63.0%	9.7%	3.4%	3.3%	1.4%	2.0%	3.9%	0.0%	0.2%	0.6%	0.4%	0.3%	0.5%	0.0%	2.1%	8.1%	1.3%	0.0%	**1,100**
33/34			10:00	11:00	50	***23***	63.0%	9.7%	3.4%	3.3%	1.4%	2.0%	3.9%	0.0%	0.2%	0.5%	0.4%	0.3%	0.5%	0.0%	2.1%	8.2%	1.3%	0.0%	**1,100**
33/34			11:00	12:00	50	***23***	62.8%	9.7%	3.5%	3.4%	1.4%	2.0%	3.9%	0.0%	0.2%	0.6%	0.4%	0.3%	0.5%	0.0%	2.1%	8.1%	1.2%	0.0%	**1,100**
33/34			12:00	13:00	50	***25***	62.7%	9.7%	3.5%	3.4%	1.4%	2.0%	4.0%	0.0%	0.2%	0.4%	0.4%	0.3%	0.4%	0.0%	2.1%	8.2%	1.2%	0.0%	**900**
33/34			13:00	14:00	50	***26***	66.6%	10.3%	2.6%	2.2%	0.9%	1.4%	2.8%	0.0%	0.2%	0.6%	0.2%	0.2%	0.3%	0.0%	2.0%	8.6%	0.9%	0.0%	**850**
33/34			14:00	15:00	50	***25***	66.4%	10.3%	2.5%	2.3%	1.0%	1.4%	2.8%	0.0%	0.2%	0.5%	0.4%	0.3%	0.4%	0.0%	2.0%	8.6%	0.8%	0.0%	**950**
33/34			15:00	16:00	50	***24***	66.5%	10.3%	2.6%	2.3%	0.9%	1.4%	2.9%	0.0%	0.2%	0.5%	0.4%	0.3%	0.5%	0.0%	2.0%	8.5%	0.8%	0.0%	**1,000**
33/34			16:00	17:00	50	***24***	66.3%	10.4%	2.5%	2.3%	0.9%	1.4%	2.8%	0.0%	0.2%	0.7%	0.4%	0.3%	0.5%	0.0%	2.0%	8.5%	0.9%	0.0%	**1,050**
33/34			17:00	18:00	50	***23***	66.5%	10.3%	2.5%	2.3%	0.9%	1.4%	2.9%	0.0%	0.2%	0.6%	0.4%	0.3%	0.4%	0.0%	2.0%	8.6%	0.9%	0.0%	**1,100**
33/34			18:00	19:00	50	***23***	66.5%	10.3%	2.5%	2.3%	0.9%	1.4%	2.8%	0.0%	0.2%	0.6%	0.3%	0.3%	0.4%	0.0%	2.0%	8.6%	0.9%	0.0%	**1,200**
33/34			19:00	20:00	50	***24***	66.5%	10.4%	2.5%	2.2%	0.9%	1.4%	2.8%	0.0%	0.2%	0.5%	0.4%	0.3%	0.5%	0.0%	2.0%	8.5%	0.9%	0.0%	**1,000**
33/34			20:00	21:00	50	***26***	66.5%	10.4%	2.6%	2.3%	0.9%	1.4%	2.8%	0.0%	0.2%	0.6%	0.2%	0.2%	0.4%	0.0%	2.0%	8.6%	0.9%	0.0%	**800**
33/34			21:00	22:00	50	***27***	66.2%	10.4%	2.5%	2.4%	0.9%	1.4%	2.7%	0.0%	0.3%	0.6%	0.3%	0.3%	0.5%	0.0%	1.9%	8.5%	0.9%	0.0%	**650**
33/34			22:00	23:00	50	***27***	66.2%	10.2%	2.6%	2.4%	1.0%	1.4%	2.7%	0.0%	0.3%	0.6%	0.3%	0.3%	0.5%	0.0%	1.9%	8.5%	1.0%	0.0%	**650**
33/34			23:00	0:00	50	***28***	66.9%	10.3%	2.5%	2.3%	0.8%	1.4%	2.9%	0.0%	0.0%	0.6%	0.4%	0.2%	0.4%	0.0%	1.9%	8.6%	0.8%	0.0%	**550**

2036 Operation	Link ID	Road Section	1-hour interval Start	End	Speed Limit (km/hr)	Travel Speed (km/hr)	Vehicle Composition PC	TAXI	LGV3	LGV4	LGV6	HGV7	HGV8	PLB	PV4	PV5	NFB6	NFB7	NFB8	FBSD	FBDD	MC	HGV9	NFB9	Traffic Flows (veh/hr)
35a/36a	35a/36a	Ping Kong Road	0:00	1:00	50	***30***	70.2%	10.7%	0.0%	0.0%	0.0%	0.0%	0.0%	0.0%	0.0%	0.7%	0.7%	0.0%	0.7%	0.0%	7.9%	9.0%	0.0%	0.0%	**300**
35a/36a			1:00	2:00	50	***30***	76.5%	12.0%	0.0%	0.0%	0.0%	0.0%	0.0%	0.0%	0.0%	0.9%	0.4%	0.0%	0.4%	0.0%	0.0%	9.7%	0.0%	0.0%	**200**
35a/36a			2:00	3:00	50	***30***	77.5%	11.7%	0.0%	0.0%	0.0%	0.0%	0.0%	0.0%	0.0%	0.8%	0.0%	0.0%	0.0%	0.0%	0.0%	10.0%	0.0%	0.0%	**150**
35a/36a			3:00	4:00	50	***30***	77.7%	11.6%	0.0%	0.0%	0.0%	0.0%	0.0%	0.0%	0.0%	0.7%	0.0%	0.0%	0.0%	0.0%	0.0%	10.0%	0.0%	0.0%	**100**
35a/36a			4:00	5:00	50	***30***	77.6%	12.2%	0.0%	0.0%	0.0%	0.0%	0.0%	0.0%	0.0%	0.0%	0.0%	0.0%	0.0%	0.0%	0.0%	10.3%	0.0%	0.0%	**100**
35a/36a			5:00	6:00	50	***30***	70.0%	11.1%	0.0%	0.0%	0.0%	0.0%	0.0%	1.7%	0.0%	0.0%	0.0%	0.0%	0.0%	0.0%	7.8%	9.4%	0.0%	0.0%	**100**
35a/36a			6:00	7:00	50	***30***	69.9%	11.1%	0.0%	0.0%	0.0%	0.0%	0.0%	0.9%	0.0%	0.9%	0.4%	0.0%	0.4%	0.0%	7.6%	8.8%	0.0%	0.0%	**200**
35a/36a			7:00	8:00	50	***27***	69.8%	10.9%	0.0%	0.0%	0.0%	0.0%	0.0%	1.0%	0.2%	0.7%	0.3%	0.3%	0.3%	0.0%	7.5%	8.9%	0.0%	0.0%	**550**
35a/36a			8:00	9:00	50	***22***	69.9%	10.9%	0.0%	0.0%	0.0%	0.0%	0.0%	1.0%	0.2%	0.7%	0.4%	0.3%	0.4%	0.0%	7.4%	8.9%	0.0%	0.0%	**1,150**
35a/36a			9:00	10:00	50	***24***	69.9%	10.9%	0.0%	0.0%	0.0%	0.0%	0.0%	1.0%	0.2%	0.6%	0.4%	0.2%	0.4%	0.0%	7.4%	8.9%	0.0%	0.0%	**850**
35a/36a			10:00	11:00	50	***24***	69.6%	10.9%	0.0%	0.0%	0.0%	0.0%	0.0%	1.0%	0.2%	0.7%	0.4%	0.2%	0.4%	0.0%	7.6%	8.9%	0.0%	0.0%	**900**
35a/36a			11:00	12:00	50	***25***	69.7%	11.0%	0.0%	0.0%	0.0%	0.0%	0.0%	1.0%	0.2%	0.6%	0.5%	0.2%	0.5%	0.0%	7.5%	8.9%	0.0%	0.0%	**800**
35a/36a			12:00	13:00	50	***26***	69.7%	10.9%	0.0%	0.0%	0.0%	0.0%	0.0%	0.9%	0.3%	0.7%	0.4%	0.3%	0.4%	0.0%	7.5%	8.9%	0.0%	0.0%	**700**
35a/36a			13:00	14:00	50	***26***	65.1%	10.1%	0.0%	0.0%	0.0%	0.0%	0.0%	1.7%	0.1%	0.9%	0.4%	0.3%	0.4%	0.0%	12.7%	8.2%	0.0%	0.0%	**650**
35a/36a			14:00	15:00	50	***25***	65.2%	10.0%	0.0%	0.0%	0.0%	0.0%	0.0%	1.7%	0.1%	0.8%	0.4%	0.3%	0.4%	0.0%	12.9%	8.3%	0.0%	0.0%	**700**
35a/36a			15:00	16:00	50	***25***	65.4%	10.1%	0.0%	0.0%	0.0%	0.0%	0.0%	1.7%	0.1%	0.7%	0.4%	0.2%	0.4%	0.0%	12.9%	8.2%	0.0%	0.0%	**800**
35a/36a			16:00	17:00	50	***24***	65.2%	10.1%	0.0%	0.0%	0.0%	0.0%	0.0%	1.8%	0.1%	0.7%	0.3%	0.2%	0.3%	0.0%	12.9%	8.3%	0.0%	0.0%	**800**
35a/36a			17:00	18:00	50	***23***	65.2%	10.1%	0.0%	0.0%	0.0%	0.0%	0.0%	1.6%	0.1%	0.8%	0.4%	0.3%	0.4%	0.0%	12.8%	8.2%	0.0%	0.0%	**900**
35a/36a			18:00	19:00	50	***25***	65.5%	10.1%	0.0%	0.0%	0.0%	0.0%	0.0%	1.7%	0.1%	0.7%	0.4%	0.3%	0.4%	0.0%	12.5%	8.3%	0.0%	0.0%	**650**
35a/36a			19:00	20:00	50	***24***	65.4%	10.0%	0.0%	0.0%	0.0%	0.0%	0.0%	1.7%	0.1%	0.7%	0.4%	0.2%	0.4%	0.0%	12.9%	8.2%	0.0%	0.0%	**800**
35a/36a			20:00	21:00	50	***26***	65.0%	9.9%	0.0%	0.0%	0.0%	0.0%	0.0%	1.8%	0.1%	0.8%	0.4%	0.3%	0.4%	0.0%	13.0%	8.2%	0.0%	0.0%	**600**
35a/36a			21:00	22:00	50	***27***	65.1%	9.9%	0.0%	0.0%	0.0%	0.0%	0.0%	1.7%	0.2%	0.8%	0.4%	0.4%	0.4%	0.0%	12.9%	8.2%	0.0%	0.0%	**500**
35a/36a			22:00	23:00	50	***27***	65.2%	9.9%	0.0%	0.0%	0.0%	0.0%	0.0%	1.8%	0.2%	0.8%	0.4%	0.4%	0.4%	0.0%	12.8%	8.2%	0.0%	0.0%	**450**
35a/36a			23:00	0:00	50	***28***	66.5%	10.3%	0.0%	0.0%	0.0%	0.0%	0.0%	0.0%	0.0%	0.7%	0.5%	0.2%	0.5%	0.0%	12.9%	8.4%	0.0%	0.0%	**400**
35b/36b	35b/36b	Ping Kong Road	0:00	1:00	50	***30***	67.8%	10.4%	0.0%	0.0%	0.0%	0.0%	0.0%	0.0%	0.0%	0.5%	0.0%	0.0%	0.0%	0.0%	13.0%	8.3%	0.0%	0.0%	**150**
35b/36b			1:00	2:00	50	***30***	78.1%	12.2%	0.0%	0.0%	0.0%	0.0%	0.0%	0.0%	0.0%	0.0%	0.0%	0.0%	0.0%	0.0%	0.0%	9.7%	0.0%	0.0%	**100**
35b/36b			2:00	3:00	50	***30***	77.0%	12.7%	0.0%	0.0%	0.0%	0.0%	0.0%	0.0%	0.0%	0.0%	0.0%	0.0%	0.0%	0.0%	0.0%	10.3%	0.0%	0.0%	**100**
35b/36b			3:00	4:00	50	***30***	77.2%	12.9%	0.0%	0.0%	0.0%	0.0%	0.0%	0.0%	0.0%	0.0%	0.0%	0.0%	0.0%	0.0%	0.0%	10.0%	0.0%	0.0%	**100**
35b/36b			4:00	5:00	50	***30***	77.5%	12.0%	0.0%	0.0%	0.0%	0.0%	0.0%	0.0%	0.0%	0.0%	0.0%	0.0%	0.0%	0.0%	0.0%	10.5%	0.0%	0.0%	**100**
35b/36b			5:00	6:00	50	***30***	64.6%	10.2%	0.0%	0.0%	0.0%	0.0%	0.0%	3.0%	0.0%	0.0%	0.0%	0.0%	0.0%	0.0%	13.4%	8.9%	0.0%	0.0%	**100**
35b/36b			6:00	7:00	50	***30***	66.3%	10.2%	0.0%	0.0%	0.0%	0.0%	0.0%	1.6%	0.0%	0.0%	0.0%	0.0%	0.0%	0.0%	13.4%	8.6%	0.0%	0.0%	**100**
35b/36b			7:00	8:00	50	***29***	64.9%	10.1%	0.0%	0.0%	0.0%	0.0%	0.0%	1.8%	0.0%	0.6%	0.6%	0.3%	0.6%	0.0%	12.7%	8.6%	0.0%	0.0%	**250**
35b/36b			8:00	9:00	50	***25***	65.1%	10.1%	0.0%	0.0%	0.0%	0.0%	0.0%	1.7%	0.1%	0.6%	0.4%	0.3%	0.4%	0.0%	12.8%	8.4%	0.0%	0.0%	**600**
35b/36b			9:00	10:00	50	***27***	64.6%	10.2%	0.0%	0.0%	0.0%	0.0%	0.0%	1.7%	0.2%	0.6%	0.4%	0.4%	0.4%	0.0%	13.0%	8.5%	0.0%	0.0%	**450**
35b/36b			10:00	11:00	50	***27***	64.8%	10.2%	0.0%	0.0%	0.0%	0.0%	0.0%	1.7%	0.2%	0.6%	0.4%	0.4%	0.4%	0.0%	13.0%	8.4%	0.0%	0.0%	**450**
35b/36b			11:00	12:00	50	***27***	64.6%	10.1%	0.0%	0.0%	0.0%	0.0%	0.0%	1.8%	0.2%	0.6%	0.4%	0.4%	0.4%	0.0%	13.2%	8.3%	0.0%	0.0%	**400**
35b/36b			12:00	13:00	50	***28***	64.9%	10.2%	0.0%	0.0%	0.0%	0.0%	0.0%	1.6%	0.2%	0.5%	0.5%	0.5%	0.5%	0.0%	12.8%	8.3%	0.0%	0.0%	**350**
35b/36b			13:00	14:00	50	***28***	56.8%	8.9%	0.0%	0.0%	0.0%	0.0%	0.0%	2.9%	0.0%	0.5%	0.5%	0.5%	0.5%	0.0%	22.3%	7.2%	0.0%	0.0%	**300**
35b/36b			14:00	15:00	50	***28***	56.4%	8.9%	0.0%	0.0%	0.0%	0.0%	0.0%	3.1%	0.0%	0.4%	0.4%	0.4%	0.4%	0.0%	22.6%	7.1%	0.0%	0.0%	**350**
35b/36b			15:00	16:00	50	***27***	56.5%	8.9%	0.0%	0.0%	0.0%	0.0%	0.0%	3.0%	0.0%	0.4%	0.4%	0.4%	0.4%	0.0%	22.8%	7.2%	0.0%	0.0%	**350**
35b/36b			16:00	17:00	50	***27***	57.0%	9.0%	0.0%	0.0%	0.0%	0.0%	0.0%	3.0%	0.0%	0.4%	0.4%	0.4%	0.4%	0.0%	22.3%	7.0%	0.0%	0.0%	**400**
35b/36b			17:00	18:00	50	***27***	56.2%	8.8%	0.0%	0.0%	0.0%	0.0%	0.0%	3.0%	0.0%	0.6%	0.6%	0.6%	0.6%	0.0%	22.5%	7.2%	0.0%	0.0%	**450**
35b/36b			18:00	19:00	50	***28***	56.7%	8.9%	0.0%	0.0%	0.0%	0.0%	0.0%	3.0%	0.0%	0.5%	0.5%	0.5%	0.5%	0.0%	22.3%	7.1%	0.0%	0.0%	**300**
35b/36b			19:00	20:00	50	***27***	56.8%	8.8%	0.0%	0.0%	0.0%	0.0%	0.0%	2.9%	0.0%	0.4%	0.4%	0.4%	0.4%	0.0%	22.8%	7.1%	0.0%	0.0%	**350**
35b/36b			20:00	21:00	50	***28***	56.5%	8.9%	0.0%	0.0%	0.0%	0.0%	0.0%	3.1%	0.0%	0.5%	0.5%	0.5%	0.5%	0.0%	22.3%	7.1%	0.0%	0.0%	**300**
35b/36b			21:00	22:00	50	***29***	56.3%	8.7%	0.0%	0.0%	0.0%	0.0%	0.0%	3.0%	0.0%	0.7%	0.7%	0.7%	0.7%	0.0%	22.3%	7.0%	0.0%	0.0%	**200**
35b/36b			22:00	23:00	50	***29***	56.2%	8.8%	0.0%	0.0%	0.0%	0.0%	0.0%	3.0%	0.0%	0.7%	0.7%	0.7%	0.7%	0.0%	22.2%	7.1%	0.0%	0.0%	**200**
35b/36b			23:00	0:00	50	***30***	57.5%	8.8%	0.0%	0.0%	0.0%	0.0%	0.0%	0.0%	0.0%	0.8%	0.8%	0.8%	0.8%	0.0%	23.3%	7.1%	0.0%	0.0%	**250**
35d/36d	35d/36d	Ping Kong Road	0:00	1:00	50	***30***	80.4%	9.6%	0.0%	0.0%	0.0%	0.0%	0.0%	0.0%	0.0%	0.0%	0.0%	0.0%	0.0%	0.0%	0.0%	10.0%	0.0%	0.0%	**100**
35d/36d			1:00	2:00	50	***30***	79.4%	10.0%	0.0%	0.0%	0.0%	0.0%	0.0%	0.0%	0.0%	0.0%	0.0%	0.0%	0.0%	0.0%	0.0%	10.7%	0.0%	0.0%	**100**
35d/36d			2:00	3:00	50	***30***	80.4%	9.4%	0.0%	0.0%	0.0%	0.0%	0.0%	0.0%	0.0%	0.0%	0.0%	0.0%	0.0%	0.0%	0.0%	10.2%	0.0%	0.0%	**100**
35d/36d			3:00	4:00	50	***30***	80.5%	8.3%	0.0%	0.0%	0.0%	0.0%	0.0%	0.0%	0.0%	0.0%	0.0%	0.0%	0.0%	0.0%	0.0%	11.2%	0.0%	0.0%	**100**
35d/36d			4:00	5:00	50	***30***	80.2%	10.1%	0.0%	0.0%	0.0%	0.0%	0.0%	0.0%	0.0%	0.0%	0.0%	0.0%	0.0%	0.0%	0.0%	9.7%	0.0%	0.0%	**100**
35d/36d			5:00	6:00	50	***30***	77.2%	9.7%	0.0%	0.0%	0.0%	0.0%	0.0%	3.8%	0.0%	0.0%	0.0%	0.0%	0.0%	0.0%	0.0%	9.3%	0.0%	0.0%	**100**
35d/36d			6:00	7:00	50	***30***	79.4%	8.5%	0.0%	0.0%	0.0%	0.0%	0.0%	2.1%	0.0%	0.0%	0.0%	0.0%	0.0%	0.0%	0.0%	10.1%	0.0%	0.0%	**100**
35d/36d			7:00	8:00	50	***30***	77.2%	8.4%	0.0%	0.0%	0.0%	0.0%	0.0%	2.3%	0.0%	0.8%	0.3%	0.3%	0.8%	0.0%	0.0%	10.0%	0.0%	0.0%	**250**
35d/36d			8:00	9:00	50	***28***	77.7%	8.1%	0.0%	0.0%	0.0%	0.0%	0.0%	2.1%	0.2%	0.5%	0.4%	0.4%	0.5%	0.0%	0.0%	10.1%	0.0%	0.0%	**550**
35d/36d			9:00	10:00	50	***29***	76.4%	8.9%	0.0%	0.0%	0.0%	0.0%	0.0%	2.3%	0.2%	0.5%	0.5%	0.5%	0.5%	0.0%	0.0%	10.1%	0.0%	0.0%	**400**
35d/36d			10:00	11:00	50	***29***	76.6%	8.9%	0.0%	0.0%	0.0%	0.0%	0.0%	2.3%	0.2%	0.5%	0.5%	0.5%	0.5%	0.0%	0.0%	10.1%	0.0%	0.0%	**400**
35d/36d			11:00	12:00	50	***29***	76.8%	8.7%	0.0%	0.0%	0.0%	0.0%	0.0%	2.3%	0.2%	0.5%	0.5%	0.5%	0.5%	0.0%	0.0%	9.9%	0.0%	0.0%	**400**
35d/36d			12:00	13:00	50	***30***	77.0%	8.2%	0.0%	0.0%	0.0%	0.0%	0.0%	2.1%	0.3%	0.6%	0.6%	0.6%	0.6%	0.0%	0.0%	10.1%	0.0%	0.0%	**350**
35d/36d			13:00	14:00	50	***30***	77.0%	6.8%	0.0%	0.0%	0.0%	0.0%	0.0%	4.1%	0.0%	0.6%	0.6%	0.6%	0.6%	0.0%	0.0%	9.5%	0.0%	0.0%	**300**
35d/36d			14:00	15:00	50	***29***	77.9%	6.1%	0.0%	0.0%	0.0%	0.0%	0.0%	4.1%	0.0%	0.6%	0.6%	0.6%	0.6%	0.0%	0.0%	9.6%	0.0%	0.0%	**350**
35d/36d			15:00	16:00	50	***29***	76.8%	6.3%	0.0%	0.0%	0.0%	0.0%	0.0%	4.1%	0.0%	0.8%	0.8%	0.8%	0.8%	0.0%	0.0%	9.5%	0.0%	0.0%	**350**
35d/36d			16:00	17:00	50	***29***	76.7%	6.3%	0.0%	0.0%	0.0%	0.0%	0.0%	4.2%	0.0%	0.8%	0.8%	0.8%	0.8%	0.0%	0.0%	9.7%	0.0%	0.0%	**350**
35d/36d			17:00	18:00	50	***29***	77.1%	6.3%	0.0%	0.0%	0.0%	0.0%	0.0%	3.9%	0.0%	0.7%	0.7%	0.7%	0.7%	0.0%	0.0%	9.8%	0.0%	0.0%	**450**
35d/36d			18:00	19:00	50	***30***	76.3%	7.5%	0.0%	0.0%	0.0%	0.0%	0.0%	4.0%	0.0%	0.7%	0.7%	0.7%	0.7%	0.0%	0.0%	9.5%	0.0%	0.0%	**350**
35d/36d			19:00	20:00	50	***29***	76.6%	6.2%	0.0%	0.0%	0.0%	0.0%	0.0%	4.3%	0.0%	0.8%	0.8%	0.8%	0.8%	0.0%	0.0%	9.8%	0.0%	0.0%	**350**
35d/36d			20:00	21:00	50	***30***	76.7%	6.8%	0.0%	0.0%	0.0%	0.0%	0.0%	4.3%	0.0%	0.7%	0.7%	0.7%	0.7%	0.0%	0.0%	9.4%	0.0%	0.0%	**300**
35d/36d			21:00	22:00	50	***30***	76.5%	5.9%	0.0%	0.0%	0.0%	0.0%	0.0%	4.3%	0.0%	0.8%	0.8%	0.8%	0.8%	0.0%	0.0%	9.9%	0.0%	0.0%	**250**
35d/36d			22:00	23:00	50	***30***	76.6%	6.0%	0.0%	0.0%	0.0%	0.0%	0.0%	4.4%	0.0%	0.9%	0.9%	0.9%	0.9%	0.0%	0.0%	9.6%	0.0%	0.0%	**250**
35d/36d			23:00	0:00	50	***30***	80.7%	7.2%	0.0%	0.0%	0.0%	0.0%	0.0%	0.0%	0.0%	0.5%	0.5%	0.5%	0.5%	0.0%	0.0%	10.0%	0.0%	0.0%	**200**
35e/36e	35e/36e	Ping Kong Road	0:00	1:00	50	***30***	77.5%	12.9%	0.0%	0.0%	0.0%	0.0%	0.0%	0.0%	0.0%	0.0%	0.0%	0.0%	0.0%	0.0%	0.0%	9.6%	0.0%	0.0%	**100**
35e/36e			1:00	2:00	50	***30***	78.0%	11.0%	0.0%	0.0%	0.0%	0.0%	0.0%	0.0%	0.0%	0.0%	0.0%	0.0%	0.0%	0.0%	0.0%	11.0%	0.0%	0.0%	**100**
35e/36e			2:00	3:00	50	***30***	73.3%	13.3%	0.0%	0.0%	0.0%	0.0%	0.0%	0.0%	0.0%	0.0%	0.0%	0.0%	0.0%	0.0%	0.0%	13.3%	0.0%	0.0%	**100**
35e/36e			3:00	4:00	50	***30***	67.5%	16.3%	0.0%	0.0%	0.0%	0.0%	0.0%	0.0%	0.0%	0.0%	0.0%	0.0%	0.0%	0.0%	0.0%	16.3%	0.0%	0.0%	**100**
35e/36e			4:00	5:00	50	***30***	69.1%	23.8%	0.0%	0.0%	0.0%	0.0%	0.0%	0.0%	0.0%	0.0%	0.0%	0.0%	0.0%	0.0%	0.0%	7.1%	0.0%	0.0%	**100**
35e/36e			5:00	6:00	50	***30***	60.7%	19.6%	0.0%	0.0%	0.0%	0.0%	0.0%	12.5%	0.0%	0.0%	0.0%	0.0%	0.0%	0.0%	0.0%	7.1%	0.0%	0.0%	**100**
35e/36e			6:00	7:00	50	***30***	67.0%	11.0%	0.0%	0.0%	0.0%	0.0%	0.0%	11.0%	0.0%	0.0%	0.0%	0.0%	0.0%	0.0%	0.0%	11.0%	0.0%	0.0%	**100**
35e/36e			7:00	8:00	50	***30***	66.3%	11.3%	0.0%	0.0%	0.0%	0.0%	0.0%	11.2%	0.0%	2.8%	0.0%	0.0%	0.0%	0.0%	0.0%	8.5%	0.0%	0.0%	**100**
35e/36e			8:00	9:00	50	***30***	66.5%	11.0%	0.0%	0.0%	0.0%	0.0%	0.0%	10.0%	0.0%	1.7%	0.7%	0.7%	0.7%	0.0%	0.0%	8.6%	0.0%	0.0%	**150**
35e/36e			9:00	10:00	50	***30***	64.7%	10.3%	0.0%	0.0%	0.0%	0.0%	0.0%	12.1%	0.0%	2.6%	0.9%	0.9%	0.9%	0.0%	0.0%	7.8%	0.0%	0.0%	**100**
35e/36e			10:00	11:00	50	***30***	64.7%	10.3%	0.0%	0.0%	0.0%	0.0%	0.0%	12.1%	0.0%	2.6%	0.9%	0.9%	0.9%	0.0%	0.0%	7.8%	0.0%	0.0%	**100**
35e/36e			11:00	12:00	50	***30***	63.7%	10.6%	0.0%	0.0%	0.0%	0.0%	0.0%	12.4%	0.0%	2.7%	0.9%	0.9%	0.9%	0.0%	0.0%	8.0%	0.0%	0.0%	**100**
35e/36e			12:00	13:00	50	***30***	63.8%	9.6%	0.0%	0.0%	0.0%	0.0%	0.0%	11.8%	0.0%	3.2%	1.0%	1.0%	1.0%	0.0%	0.0%	8.5%	0.0%	0.0%	**100**
35e/36e			13:00	14:00	50	***30***	58.7%	8.7%	0.0%	0.0%	0.0%	0.0%	0.0%	20.7%	0.0%	3.3%	0.0%	0.0%	0.0%	0.0%	0.0%	8.7%	0.0%	0.0%	**100**
35e/36e			14:00	15:00	50	***30***	58.4%	8.9%	0.0%	0.0%	0.0%	0.0%	0.0%	21.8%	0.0%	3.0%	0.0%	0.0%	0.0%	0.0%	0.0%	7.9%	0.0%	0.0%	**100**
35e/36e			15:00	16:00	50	***30***	59.4%	8.5%	0.0%	0.0%	0.0%	0.0%	0.0%	21.7%	0.0%	2.9%	0.0%	0.0%	0.0%	0.0%	0.0%	7.6%	0.0%	0.0%	**100**
35e/36e			16:00	17:00	50	***30***	59.8%	8.4%	0.0%	0.0%	0.0%	0.0%	0.0%	21.5%	0.0%	2.8%	0.0%	0.0%	0.0%	0.0%	0.0%	7.5%	0.0%	0.0%	**100**
35e/36e			17:00	18:00	50	***30***	59.8%	8.5%	0.0%	0.0%	0.0%	0.0%	0.0%	22.2%	0.0%	2.6%	0.0%	0.0%	0.0%	0.0%	0.0%	6.8%	0.0%	0.0%	**100**
35e/36e			18:00	19:00	50	***30***	58.8%	8.8%	0.0%	0.0%	0.0%	0.0%	0.0%	21.5%	0.0%	3.6%	0.0%	0.0%	0.0%	0.0%	0.0%	7.2%	0.0%	0.0%	**100**
35e/36e			19:00	20:00	50	***30***	59.4%	8.5%	0.0%	0.0%	0.0%	0.0%	0.0%	21.7%	0.0%	2.9%	0.0%	0.0%	0.0%	0.0%	0.0%	7.6%	0.0%	0.0%	**100**
35e/36e			20:00	21:00	50	***30***	60.7%	7.0%	0.0%	0.0%	0.0%	0.0%	0.0%	22.7%	0.0%	3.6%	0.0%	0.0%	0.0%	0.0%	0.0%	5.9%	0.0%	0.0%	**100**
35e/36e			21:00	22:00	50	***30***	58.8%	8.8%	0.0%	0.0%	0.0%	0.0%	0.0%	22.1%	0.0%	4.4%	0.0%	0.0%	0.0%	0.0%	0.0%	5.9%	0.0%	0.0%	**100**
35e/36e			22:00	23:00	50	***30***	58.4%	7.7%	0.0%	0.0%	0.0%	0.0%	0.0%	23.1%	0.0%	4.6%	0.0%	0.0%	0.0%	0.0%	0.0%	6.2%	0.0%	0.0%	**100**
35e/36e			23:00	0:00	50	***30***	73.3%	11.1%	0.0%	0.0%	0.0%	0.0%	0.0%	0.0%	0.0%	6.7%	0.0%	0.0%	0.0%	0.0%	0.0%	8.9%	0.0%	0.0%	**100**
37/38	37/38	Po Ping Road	0:00	1:00	50	***30***	61.5%	9.5%	1.0%	1.0%	0.0%	0.5%	1.5%	0.0%	0.0%	0.5%	0.0%	0.0%	0.0%	0.0%	16.4%	8.0%	0.0%	0.0%	**200**
37/38			1:00	2:00	50	***30***	74.2%	11.3%	1.4%	1.4%	0.0%	0.5%	1.4%	0.0%	0.0%	0.8%	0.0%	0.0%	0.0%	0.0%	0.0%	9.1%	0.0%	0.0%	**150**
37/38			2:00	3:00	50	***30***	74.9%	11.5%	1.1%	1.1%	0.0%	0.0%	1.9%	0.0%	0.0%	0.0%	0.0%	0.0%	0.0%	0.0%	0.0%	9.5%	0.0%	0.0%	**100**
37/38			3:00	4:00	50	***30***	75.0%	11.8%	1.4%	0.0%	0.0%	0.0%	2.4%	0.0%	0.0%	0.0%	0.0%	0.0%	0.0%	0.0%	0.0%	9.4%	0.0%	0.0%	**100**
37/38			4:00	5:00	50	***30***	74.3%	11.3%	1.6%	0.0%	0.0%	0.0%	2.9%	0.0%	0.0%	0.0%	0.0%	0.0%	0.0%	0.0%	0.0%	10.0%	0.0%	0.0%	**100**
37/38			5:00	6:00	50	***30***	61.9%	9.6%	1.3%	0.0%	0.0%	0.0%	2.5%	0.0%	0.0%	0.0%	0.0%	0.0%	0.0%	0.0%	16.2%	8.5%	0.0%	0.0%	**100**
37/38			6:00	7:00	50	***30***	60.9%	9.8%	1.2%	1.2%	0.0%	0.7%	1.2%	0.0%	0.0%	0.6%	0.0%	0.0%	0.0%	0.0%	16.3%	8.0%	0.0%	0.0%	**200**
37/38			7:00	8:00	50	***30***	61.4%	9.3%	1.0%	0.7%	0.3%	0.5%	1.0%	0.0%	0.0%	0.5%	0.5%	0.3%	0.5%	0.0%	16.1%	7.6%	0.5%	0.0%	**400**
37/38			8:00	9:00	50	***28***	62.2%	9.5%	0.9%	0.8%	0.3%	0.5%	1.2%	0.0%	0.1%	0.5%	0.4%	0.3%	0.4%	0.0%	14.9%	7.9%	0.3%	0.0%	**800**
37/38			9:00	10:00	50	***29***	61.7%	9.4%	0.9%	0.8%	0.3%	0.5%	1.1%	0.0%	0.2%	0.5%	0.3%	0.3%	0.3%	0.0%	15.7%	7.8%	0.3%	0.0%	**650**
37/38			10:00	11:00	50	***29***	61.6%	9.5%	0.9%	0.8%	0.3%	0.5%	1.1%	0.0%	0.2%	0.5%	0.3%	0.3%	0.3%	0.0%	15.8%	7.8%	0.3%	0.0%	**650**
37/38			11:00	12:00	50	***29***	61.5%	9.4%	1.0%	0.8%	0.3%	0.5%	1.1%	0.0%	0.2%	0.5%	0.3%	0.3%	0.3%	0.0%	15.8%	7.7%	0.3%	0.0%	**650**
37/38			12:00	13:00	50	***29***	61.1%	9.5%	0.9%	0.9%	0.4%	0.6%	1.1%	0.0%	0.2%	0.6%	0.4%	0.4%	0.4%	0.0%	15.5%	7.8%	0.4%	0.0%	**550**
37/38			13:00	14:00	50	***29***	59.3%	9.3%	1.4%	1.4%	0.4%	0.8%	1.8%	0.0%	0.0%	0.4%	0.4%	0.4%	0.4%	0.0%	16.0%	7.5%	0.6%	0.0%	**500**
37/38			14:00	15:00	50	***29***	59.2%	9.3%	1.6%	1.6%	0.4%	0.7%	1.6%	0.0%	0.0%	0.4%	0.4%	0.4%	0.4%	0.0%	16.2%	7.5%	0.5%	0.0%	**550**
37/38			15:00	16:00	50	***29***	59.2%	9.1%	1.5%	1.5%	0.5%	0.8%	1.7%	0.0%	0.0%	0.5%	0.3%	0.3%	0.5%	0.0%	16.0%	7.4%	0.5%	0.0%	**600**
37/38			16:00	17:00	50	***29***	59.4%	9.2%	1.5%	1.5%	0.5%	0.8%	1.6%	0.0%	0.0%	0.5%	0.3%	0.3%	0.5%	0.0%	16.0%	7.4%	0.5%	0.0%	**600**
37/38			17:00	18:00	50	***29***	59.2%	9.1%	1.5%	1.5%	0.5%	0.9%	1.8%	0.0%	0.0%	0.5%	0.3%	0.3%	0.5%	0.0%	16.2%	7.3%	0.5%	0.0%	**650**
37/38			18:00	19:00	50	***29***	59.7%	9.3%	1.5%	1.5%	0.5%	0.8%	1.6%	0.0%	0.0%	0.5%	0.3%	0.3%	0.5%	0.0%	15.5%	7.5%	0.5%	0.0%	**600**
37/38			19:00	20:00	50	***29***	59.3%	9.2%	1.5%	1.5%	0.5%	0.8%	1.7%	0.0%	0.0%	0.5%	0.3%	0.3%	0.5%	0.0%	16.0%	7.4%	0.5%	0.0%	**600**
37/38			20:00	21:00	50	***30***	59.2%	9.1%	1.5%	1.5%	0.4%	0.8%	1.7%	0.0%	0.0%	0.4%	0.4%	0.4%	0.4%	0.0%	16.4%	7.3%	0.4%	0.0%	**450**
37/38			21:00	22:00	50	***30***	58.9%	9.4%	1.4%	1.4%	0.5%	0.8%	1.6%	0.0%	0.0%	0.5%	0.3%	0.3%	0.5%	0.0%	16.3%	7.5%	0.5%	0.0%	**350**
37/38			22:00	23:00	50	***30***	59.2%	9.0%	1.4%	1.4%	0.5%	0.8%	1.7%	0.0%	0.0%	0.5%	0.3%	0.3%	0.5%	0.0%	16.4%	7.4%	0.5%	0.0%	**350**
37/38			23:00	0:00	50	***30***	58.9%	9.2%	1.6%	1.6%	0.7%	0.7%	1.6%	0.0%	0.0%	0.7%	0.3%	0.3%	0.7%	0.0%	15.9%	7.3%	0.7%	0.0%	**300**

2036 Operation	Link ID	Road Section	1-hour interval		Speed	Travel	Vehicle Composition																		Traffic
	ID	Section	Start	End	Limit (km/hr)	Speed (km/hr)	PC	TAXI	LGV3	LGV4	LGV6	HGV7	HGV8	PLB	PV4	PV5	NFB6	NFB7	NFB8	FBSD	FBDD	MC	HGV9	NFB9	Flows (veh/hr)
39/40	39/40	Po Ping Road	0:00	1:00	50	30	65.9%	9.8%	1.1%	1.1%	0.0%	0.5%	1.6%	0.0%	0.0%	0.6%	0.0%	0.0%	0.0%	0.0%	10.8%	8.7%	0.0%	0.0%	200
39/40			1:00	2:00	50	30	73.8%	11.5%	1.4%	1.4%	0.0%	0.5%	1.4%	0.0%	0.0%	0.9%	0.0%	0.0%	0.0%	0.0%	0.0%	9.2%	0.0%	0.0%	150
39/40			2:00	3:00	50	30	75.6%	11.6%	1.1%	1.1%	0.0%	0.0%	2.0%	0.0%	0.0%	0.0%	0.0%	0.0%	0.0%	0.0%	0.0%	8.7%	0.0%	0.0%	100
39/40			3:00	4:00	50	30	76.4%	11.1%	1.4%	0.0%	0.0%	0.0%	2.5%	0.0%	0.0%	0.0%	0.0%	0.0%	0.0%	0.0%	0.0%	8.6%	0.0%	0.0%	100
39/40			4:00	5:00	50	30	75.3%	10.1%	1.6%	0.0%	0.0%	0.0%	2.9%	0.0%	0.0%	0.0%	0.0%	0.0%	0.0%	0.0%	0.0%	10.1%	0.0%	0.0%	100
39/40			5:00	6:00	50	30	67.1%	9.2%	1.3%	0.0%	0.0%	0.0%	2.6%	0.0%	0.0%	0.0%	0.0%	0.0%	0.0%	0.0%	10.5%	9.2%	0.0%	0.0%	100
39/40			6:00	7:00	50	30	62.5%	9.7%	1.3%	1.3%	0.0%	0.9%	1.3%	0.0%	0.0%	0.5%	0.0%	0.0%	0.0%	0.0%	14.0%	8.4%	0.0%	0.0%	150
39/40			7:00	8:00	50	29	65.4%	10.1%	1.0%	0.8%	0.3%	0.5%	1.0%	0.0%	0.0%	0.5%	0.5%	0.3%	0.5%	0.0%	10.4%	8.3%	0.5%	0.0%	400
39/40			8:00	9:00	50	26	67.0%	10.3%	1.0%	0.8%	0.3%	0.6%	1.2%	0.0%	0.1%	0.6%	0.4%	0.3%	0.4%	0.0%	8.3%	8.5%	0.3%	0.0%	750
39/40			9:00	10:00	50	27	65.5%	10.1%	1.0%	0.8%	0.3%	0.5%	1.2%	0.0%	0.2%	0.5%	0.3%	0.3%	0.3%	0.0%	10.3%	8.2%	0.3%	0.0%	600
39/40			10:00	11:00	50	26	65.3%	10.0%	1.0%	0.8%	0.3%	0.5%	1.2%	0.0%	0.2%	0.5%	0.3%	0.3%	0.3%	0.0%	10.4%	8.4%	0.3%	0.0%	600
39/40			11:00	12:00	50	27	65.2%	10.0%	1.0%	0.9%	0.3%	0.5%	1.2%	0.0%	0.2%	0.5%	0.3%	0.3%	0.3%	0.0%	10.4%	8.3%	0.3%	0.0%	600
39/40			12:00	13:00	50	28	65.0%	10.0%	1.0%	1.0%	0.4%	0.6%	1.0%	0.0%	0.2%	0.6%	0.4%	0.4%	0.4%	0.0%	10.4%	8.2%	0.4%	0.0%	500
39/40			13:00	14:00	50	28	65.7%	10.4%	1.7%	1.7%	0.4%	0.9%	1.9%	0.0%	0.0%	0.4%	0.4%	0.4%	0.4%	0.0%	6.7%	8.3%	0.6%	0.0%	500
39/40			14:00	15:00	50	28	65.9%	10.2%	1.7%	1.7%	0.4%	1.0%	1.9%	0.0%	0.0%	0.4%	0.4%	0.4%	0.4%	0.0%	6.7%	8.3%	0.6%	0.0%	500
39/40			15:00	16:00	50	27	65.6%	10.1%	1.6%	1.6%	0.6%	0.9%	1.8%	0.0%	0.0%	0.6%	0.4%	0.4%	0.6%	0.0%	7.2%	8.2%	0.5%	0.0%	550
39/40			16:00	17:00	50	27	65.8%	10.2%	1.8%	1.8%	0.5%	0.9%	1.8%	0.0%	0.0%	0.5%	0.4%	0.4%	0.5%	0.0%	6.6%	8.3%	0.5%	0.0%	600
39/40			17:00	18:00	50	27	65.6%	10.1%	1.6%	1.6%	0.7%	1.0%	2.0%	0.0%	0.0%	0.7%	0.5%	0.5%	0.7%	0.0%	6.6%	8.1%	0.5%	0.0%	600
39/40			18:00	19:00	50	27	64.7%	10.1%	1.6%	1.6%	0.5%	0.9%	1.8%	0.0%	0.0%	0.5%	0.4%	0.4%	0.5%	0.0%	8.5%	8.1%	0.5%	0.0%	550
39/40			19:00	20:00	50	27	65.6%	10.2%	1.6%	1.6%	0.6%	0.9%	1.8%	0.0%	0.0%	0.6%	0.4%	0.4%	0.6%	0.0%	7.3%	8.1%	0.5%	0.0%	550
39/40			20:00	21:00	50	28	66.0%	10.2%	1.6%	1.6%	0.5%	0.9%	1.8%	0.0%	0.0%	0.5%	0.5%	0.5%	0.5%	0.0%	6.7%	8.2%	0.7%	0.0%	400
39/40			21:00	22:00	50	29	66.2%	10.5%	1.5%	1.5%	0.6%	0.9%	1.8%	0.0%	0.0%	0.6%	0.3%	0.3%	0.6%	0.0%	6.7%	8.2%	0.6%	0.0%	300
39/40			22:00	23:00	50	29	66.2%	10.1%	1.5%	1.5%	0.6%	0.9%	1.8%	0.0%	0.0%	0.6%	0.3%	0.3%	0.6%	0.0%	6.8%	8.3%	0.6%	0.0%	300
39/40			23:00	0:00	50	30	65.4%	10.3%	1.8%	1.8%	0.7%	0.7%	1.8%	0.0%	0.0%	0.7%	0.4%	0.4%	0.7%	0.0%	6.7%	8.1%	0.7%	0.0%	300
41/42	41/42	Po Ping Road	0:00	1:00	50	30	73.7%	11.3%	1.2%	1.2%	0.0%	0.7%	1.9%	0.0%	0.0%	0.6%	0.0%	0.0%	0.0%	0.0%	0.0%	9.5%	0.0%	0.0%	200
41/42			1:00	2:00	50	30	74.1%	11.3%	1.4%	1.4%	0.0%	0.5%	1.4%	0.0%	0.0%	0.9%	0.0%	0.0%	0.0%	0.0%	0.0%	9.1%	0.0%	0.0%	150
41/42			2:00	3:00	50	30	75.3%	11.2%	1.0%	1.0%	0.0%	0.0%	1.9%	0.0%	0.0%	0.0%	0.0%	0.0%	0.0%	0.0%	0.0%	9.5%	0.0%	0.0%	100
41/42			3:00	4:00	50	30	75.1%	10.6%	1.3%	1.3%	0.0%	0.0%	2.4%	0.0%	0.0%	0.0%	0.0%	0.0%	0.0%	0.0%	0.0%	9.4%	0.0%	0.0%	100
41/42			4:00	5:00	50	30	74.5%	11.3%	1.5%	0.0%	0.0%	0.0%	2.8%	0.0%	0.0%	0.0%	0.0%	0.0%	0.0%	0.0%	0.0%	9.8%	0.0%	0.0%	100
41/42			5:00	6:00	50	30	74.5%	11.3%	1.5%	0.0%	0.0%	0.0%	2.8%	0.0%	0.0%	0.0%	0.0%	0.0%	0.0%	0.0%	0.0%	9.8%	0.0%	0.0%	100
41/42			6:00	7:00	50	30	73.5%	11.1%	1.5%	1.5%	0.0%	0.8%	1.5%	0.0%	0.0%	0.7%	0.0%	0.0%	0.0%	0.0%	0.0%	9.6%	0.0%	0.0%	100
41/42			7:00	8:00	50	29	72.9%	11.3%	1.1%	0.8%	0.3%	0.6%	1.4%	0.0%	0.0%	0.6%	0.6%	0.3%	0.6%	0.0%	0.0%	9.3%	0.6%	0.0%	350
41/42			8:00	9:00	50	27	73.0%	11.2%	1.1%	0.9%	0.3%	0.6%	1.4%	0.0%	0.1%	0.6%	0.5%	0.3%	0.5%	0.0%	0.0%	9.2%	0.3%	0.0%	700
41/42			9:00	10:00	50	28	73.2%	11.2%	1.1%	0.9%	0.4%	0.5%	1.3%	0.0%	0.2%	0.6%	0.4%	0.4%	0.4%	0.0%	0.0%	9.2%	0.4%	0.0%	550
41/42			10:00	11:00	50	28	72.8%	11.3%	1.1%	0.9%	0.4%	0.5%	1.5%	0.0%	0.2%	0.5%	0.4%	0.4%	0.4%	0.0%	0.0%	9.3%	0.4%	0.0%	550
41/42			11:00	12:00	50	28	72.9%	11.3%	1.1%	0.9%	0.4%	0.6%	1.3%	0.0%	0.2%	0.6%	0.4%	0.4%	0.4%	0.0%	0.0%	9.2%	0.4%	0.0%	550
41/42			12:00	13:00	50	28	72.4%	11.1%	1.3%	1.1%	0.4%	0.6%	1.3%	0.0%	0.2%	0.7%	0.4%	0.4%	0.4%	0.0%	0.0%	9.2%	0.4%	0.0%	450
41/42			13:00	14:00	50	29	70.5%	11.2%	1.9%	1.9%	0.5%	0.9%	1.9%	0.0%	0.0%	0.5%	0.5%	0.5%	0.5%	0.0%	0.0%	8.8%	0.7%	0.0%	450
41/42			14:00	15:00	50	28	70.8%	11.0%	1.7%	1.7%	0.4%	1.1%	2.1%	0.0%	0.0%	0.4%	0.4%	0.4%	0.4%	0.0%	0.0%	8.9%	0.6%	0.0%	450
41/42			15:00	16:00	50	28	71.0%	11.0%	1.8%	1.8%	0.4%	1.0%	2.0%	0.0%	0.0%	0.4%	0.4%	0.4%	0.4%	0.0%	0.0%	8.8%	0.6%	0.0%	500
41/42			16:00	17:00	50	28	70.8%	11.0%	1.9%	1.9%	0.4%	1.0%	1.9%	0.0%	0.0%	0.4%	0.4%	0.4%	0.4%	0.0%	0.0%	8.9%	0.6%	0.0%	550
41/42			17:00	18:00	50	28	70.2%	10.8%	1.8%	1.8%	0.7%	0.9%	2.1%	0.0%	0.0%	0.7%	0.5%	0.5%	0.7%	0.0%	0.0%	8.7%	0.5%	0.0%	550
41/42			18:00	19:00	50	28	70.7%	11.0%	1.7%	1.7%	0.6%	1.0%	1.9%	0.0%	0.0%	0.6%	0.4%	0.4%	0.6%	0.0%	0.0%	8.9%	0.6%	0.0%	500
41/42			19:00	20:00	50	28	71.2%	11.1%	1.8%	1.8%	0.4%	1.0%	2.0%	0.0%	0.0%	0.4%	0.4%	0.4%	0.4%	0.0%	0.0%	8.7%	0.6%	0.0%	500
41/42			20:00	21:00	50	29	70.7%	10.9%	1.7%	1.7%	0.5%	1.0%	2.0%	0.0%	0.0%	0.5%	0.5%	0.5%	0.5%	0.0%	0.0%	8.7%	0.7%	0.0%	400
41/42			21:00	22:00	50	30	71.1%	11.2%	1.6%	1.6%	0.6%	0.9%	1.9%	0.0%	0.0%	0.6%	0.3%	0.3%	0.6%	0.0%	0.0%	8.6%	0.6%	0.0%	300
41/42			22:00	23:00	50	30	70.9%	11.0%	1.6%	1.6%	0.7%	1.0%	1.9%	0.0%	0.0%	0.7%	0.3%	0.3%	0.7%	0.0%	0.0%	8.8%	0.7%	0.0%	300
41/42			23:00	0:00	50	30	69.9%	10.8%	2.0%	2.0%	0.8%	0.8%	2.0%	0.0%	0.0%	0.8%	0.4%	0.4%	0.8%	0.0%	0.0%	8.8%	0.8%	0.0%	250
43	43	Po Shek Wu Road	0:00	1:00	50	50	56.1%	8.7%	4.7%	4.2%	1.7%	2.5%	5.2%	0.7%	0.0%	0.5%	0.3%	0.2%	0.3%	0.0%	6.3%	7.2%	1.5%	0.0%	600
43			1:00	2:00	50	50	60.2%	9.3%	4.9%	4.5%	1.9%	2.8%	5.5%	0.0%	0.0%	0.6%	0.4%	0.2%	0.4%	0.0%	0.0%	7.6%	1.7%	0.0%	450
43			2:00	3:00	50	50	60.5%	9.3%	5.1%	4.5%	1.7%	2.8%	5.4%	0.0%	0.0%	0.6%	0.3%	0.3%	0.3%	0.0%	0.0%	7.6%	1.7%	0.0%	350
43			3:00	4:00	50	50	60.1%	9.4%	4.9%	4.5%	1.7%	2.8%	5.6%	0.0%	0.0%	0.7%	0.4%	0.4%	0.4%	0.0%	0.0%	7.6%	1.7%	0.0%	300
43			4:00	5:00	50	50	60.2%	9.3%	5.1%	4.7%	1.7%	2.5%	5.5%	0.0%	0.0%	0.4%	0.4%	0.4%	0.4%	0.0%	0.0%	7.6%	1.7%	0.0%	250
43			5:00	6:00	50	50	56.0%	8.7%	4.8%	4.4%	1.6%	2.4%	5.2%	0.8%	0.0%	0.4%	0.4%	0.0%	0.4%	0.0%	6.4%	7.1%	1.6%	0.0%	250
43			6:00	7:00	50	50	56.3%	8.7%	4.6%	4.2%	1.7%	2.5%	5.0%	0.6%	0.0%	0.4%	0.2%	0.2%	0.4%	0.0%	6.4%	7.1%	1.7%	0.0%	500
43			7:00	8:00	50	45	56.1%	8.6%	4.6%	4.2%	1.7%	2.6%	5.1%	0.7%	0.1%	0.5%	0.3%	0.2%	0.3%	0.0%	6.3%	7.1%	1.5%	0.0%	1,250
43			8:00	9:00	50	39	56.1%	8.7%	4.6%	4.2%	1.7%	2.5%	5.1%	0.7%	0.1%	0.5%	0.3%	0.2%	0.4%	0.0%	6.3%	7.1%	1.5%	0.0%	2,000
43			9:00	10:00	50	40	56.1%	8.7%	4.6%	4.2%	1.7%	2.6%	5.1%	0.7%	0.1%	0.5%	0.3%	0.2%	0.4%	0.0%	6.4%	7.1%	1.6%	0.0%	1,900
43			10:00	11:00	50	40	56.1%	8.7%	4.6%	4.2%	1.7%	2.5%	5.1%	0.7%	0.1%	0.5%	0.3%	0.2%	0.4%	0.0%	6.3%	7.2%	1.6%	0.0%	1,950
43			11:00	12:00	50	40	56.1%	8.7%	4.6%	4.2%	1.7%	2.5%	5.1%	0.7%	0.1%	0.5%	0.3%	0.2%	0.3%	0.0%	6.4%	7.2%	1.6%	0.0%	1,850
43			12:00	13:00	50	42	56.1%	8.7%	4.6%	4.2%	1.7%	2.5%	5.1%	0.7%	0.1%	0.5%	0.3%	0.2%	0.4%	0.0%	6.4%	7.1%	1.6%	0.0%	1,600
43			13:00	14:00	50	43	54.4%	8.4%	5.1%	4.7%	1.9%	2.8%	5.7%	0.7%	0.1%	0.5%	0.3%	0.2%	0.3%	0.0%	6.4%	7.0%	1.7%	0.0%	1,500
43			14:00	15:00	50	42	54.3%	8.5%	5.1%	4.7%	1.9%	2.8%	5.6%	0.7%	0.1%	0.5%	0.3%	0.2%	0.3%	0.0%	6.4%	7.0%	1.7%	0.0%	1,650
43			15:00	16:00	50	41	54.4%	8.5%	5.1%	4.7%	1.9%	2.8%	5.6%	0.6%	0.1%	0.5%	0.3%	0.2%	0.3%	0.0%	6.4%	6.9%	1.8%	0.0%	1,750
43			16:00	17:00	50	40	54.4%	8.4%	5.1%	4.7%	1.9%	2.8%	5.7%	0.7%	0.1%	0.4%	0.3%	0.2%	0.3%	0.0%	6.4%	6.9%	1.8%	0.0%	1,800
43			17:00	18:00	50	39	54.4%	8.4%	5.1%	4.7%	1.9%	2.8%	5.7%	0.7%	0.1%	0.5%	0.3%	0.2%	0.3%	0.0%	6.4%	6.9%	1.7%	0.0%	1,950
43			18:00	19:00	50	38	54.4%	8.4%	5.1%	4.7%	1.9%	2.8%	5.7%	0.7%	0.1%	0.5%	0.3%	0.2%	0.3%	0.0%	6.4%	6.9%	1.7%	0.0%	2,150
43			19:00	20:00	50	41	54.4%	8.4%	5.1%	4.7%	1.8%	2.8%	5.6%	0.7%	0.1%	0.5%	0.3%	0.2%	0.3%	0.0%	6.4%	6.9%	1.7%	0.0%	1,800
43			20:00	21:00	50	44	54.4%	8.4%	5.1%	4.7%	1.8%	2.8%	5.7%	0.6%	0.1%	0.5%	0.3%	0.2%	0.4%	0.0%	6.4%	6.9%	1.8%	0.0%	1,400
43			21:00	22:00	50	46	54.4%	8.4%	5.1%	4.7%	1.9%	2.8%	5.7%	0.6%	0.1%	0.5%	0.3%	0.2%	0.4%	0.0%	6.4%	6.9%	1.7%	0.0%	1,100
43			22:00	23:00	50	47	54.4%	8.4%	5.1%	4.7%	1.8%	2.8%	5.7%	0.6%	0.1%	0.5%	0.3%	0.2%	0.4%	0.0%	6.4%	7.0%	1.7%	0.0%	1,100
43			23:00	0:00	50	48	54.3%	8.4%	5.1%	4.8%	1.9%	2.8%	5.6%	0.7%	0.1%	0.4%	0.3%	0.2%	0.3%	0.0%	6.4%	7.0%	1.8%	0.0%	900
44	44	Po Shek Wu Road	0:00	1:00	50	50	60.3%	9.3%	3.4%	3.2%	1.2%	1.8%	3.9%	0.8%	0.0%	0.6%	0.4%	0.2%	0.4%	0.0%	5.5%	7.7%	1.2%	0.0%	500
44			1:00	2:00	50	50	64.5%	10.0%	3.6%	3.3%	1.3%	2.0%	4.1%	0.0%	0.0%	0.5%	0.3%	0.3%	0.5%	0.0%	0.0%	8.4%	1.3%	0.0%	400
44			2:00	3:00	50	50	64.4%	9.8%	3.7%	3.4%	1.4%	2.0%	4.1%	0.0%	0.0%	0.7%	0.3%	0.3%	0.3%	0.0%	0.0%	8.1%	1.4%	0.0%	300
44			3:00	4:00	50	50	64.4%	10.0%	3.8%	3.4%	1.3%	2.1%	4.2%	0.0%	0.0%	0.4%	0.4%	0.0%	0.4%	0.0%	0.0%	8.4%	1.3%	0.0%	250
44			4:00	5:00	50	50	64.3%	10.2%	3.6%	3.6%	1.5%	2.0%	4.1%	0.0%	0.0%	0.5%	0.5%	0.0%	0.5%	0.0%	0.0%	8.2%	1.0%	0.0%	200
44			5:00	6:00	50	50	60.4%	9.2%	3.4%	3.4%	1.5%	1.9%	3.9%	1.0%	0.0%	0.5%	0.5%	0.0%	0.5%	0.0%	5.3%	7.7%	1.0%	0.0%	200
44			6:00	7:00	50	50	60.3%	9.3%	3.5%	3.3%	1.3%	2.0%	3.8%	1.0%	0.0%	0.5%	0.3%	0.3%	0.5%	0.0%	5.3%	7.8%	1.3%	0.0%	400
44			7:00	8:00	50	48	60.4%	9.3%	3.4%	3.2%	1.3%	1.9%	3.9%	0.9%	0.1%	0.6%	0.3%	0.2%	0.4%	0.0%	5.3%	7.8%	1.2%	0.0%	1,050
44			8:00	9:00	50	43	60.4%	9.4%	3.4%	3.2%	1.3%	1.9%	3.8%	0.9%	0.1%	0.6%	0.3%	0.2%	0.4%	0.0%	5.4%	7.8%	1.2%	0.0%	1,600
44			9:00	10:00	50	43	60.4%	9.3%	3.4%	3.2%	1.3%	1.9%	3.8%	0.9%	0.1%	0.6%	0.3%	0.2%	0.4%	0.0%	5.4%	7.8%	1.2%	0.0%	1,600
44			10:00	11:00	50	43	60.4%	9.4%	3.4%	3.1%	1.3%	1.9%	3.8%	0.9%	0.1%	0.6%	0.3%	0.2%	0.4%	0.0%	5.4%	7.8%	1.2%	0.0%	1,600
44			11:00	12:00	50	44	60.3%	9.3%	3.4%	3.2%	1.3%	1.9%	3.8%	0.9%	0.1%	0.6%	0.3%	0.2%	0.4%	0.0%	5.4%	7.8%	1.2%	0.0%	1,550
44			12:00	13:00	50	45	60.3%	9.4%	3.4%	3.2%	1.3%	1.9%	3.9%	0.9%	0.1%	0.6%	0.3%	0.2%	0.4%	0.0%	5.4%	7.8%	1.1%	0.0%	1,300
44			13:00	14:00	50	46	64.0%	10.0%	2.7%	2.5%	1.0%	1.5%	3.1%	0.7%	0.1%	0.6%	0.3%	0.2%	0.4%	0.0%	3.9%	8.2%	0.9%	0.0%	1,250
44			14:00	15:00	50	45	64.1%	10.0%	2.7%	2.5%	1.0%	1.5%	3.0%	0.7%	0.1%	0.5%	0.3%	0.2%	0.4%	0.0%	3.9%	8.1%	0.9%	0.0%	1,400
44			15:00	16:00	50	45	64.0%	9.9%	2.7%	2.5%	1.0%	1.5%	3.0%	0.8%	0.1%	0.6%	0.3%	0.2%	0.4%	0.0%	3.9%	8.2%	0.9%	0.0%	1,450
44			16:00	17:00	50	44	64.1%	9.9%	2.7%	2.5%	1.0%	1.5%	3.0%	0.7%	0.1%	0.5%	0.3%	0.2%	0.4%	0.0%	3.9%	8.2%	0.9%	0.0%	1,500
44			17:00	18:00	50	44	64.0%	9.9%	2.7%	2.5%	1.1%	1.5%	3.0%	0.7%	0.1%	0.6%	0.3%	0.2%	0.4%	0.0%	3.9%	8.1%	0.9%	0.0%	1,600
44			18:00	19:00	50	42	64.0%	9.9%	2.7%	2.5%	1.0%	1.5%	3.0%	0.8%	0.1%	0.5%	0.3%	0.2%	0.4%	0.0%	3.9%	8.2%	0.9%	0.0%	1,850
44			19:00	20:00	50	45	64.0%	10.0%	2.7%	2.5%	1.0%	1.5%	3.0%	0.7%	0.1%	0.5%	0.3%	0.2%	0.4%	0.0%	3.9%	8.2%	1.0%	0.0%	1,500
44			20:00	21:00	50	47	64.0%	9.9%	2.7%	2.5%	1.0%	1.5%	3.0%	0.8%	0.1%	0.5%	0.3%	0.3%	0.4%	0.0%	3.9%	8.1%	0.9%	0.0%	1,150
44			21:00	22:00	50	49	64.0%	9.9%	2.7%	2.5%	1.0%	1.5%	3.1%	0.8%	0.1%	0.6%	0.3%	0.2%	0.4%	0.0%	3.8%	8.2%	0.9%	0.0%	900
44			22:00	23:00	50	49	64.0%	9.9%	2.7%	2.6%	1.0%	1.6%	3.0%	0.8%	0.1%	0.6%	0.3%	0.2%	0.4%	0.0%	3.9%	8.1%	0.9%	0.0%	900
44			23:00	0:00	50	50	64.0%	9.9%	2.7%	2.5%	1.1%	1.5%	3.0%	0.8%	0.1%	0.5%	0.3%	0.3%	0.4%	0.0%	3.9%	8.2%	0.9%	0.0%	750
45	45	Fanling Highway Slip Road	0:00	1:00	100	97	66.9%	10.4%	2.8%	2.5%	1.1%	1.7%	3.1%	0.0%	0.0%	0.6%	0.3%	0.3%	0.3%	0.0%	0.6%	8.4%	1.1%	0.0%	350
45			1:00	2:00	100	98	67.2%	10.4%	3.0%	2.7%	1.0%	1.7%	3.0%	0.0%	0.0%	0.7%	0.3%	0.3%	0.3%	0.0%	0.0%	8.4%	1.0%	0.0%	300
45			2:00	3:00	100	98	67.0%	10.6%	3.1%	2.6%	0.9%	1.8%	3.1%	0.0%	0.0%	0.4%	0.4%	0.4%	0.4%	0.0%	0.0%	8.4%	0.9%	0.0%	250
45			3:00	4:00	100	99	66.9%	10.3%	2.7%	2.7%	1.1%	1.6%	3.3%	0.0%	0.0%	0.5%	0.5%	0.0%	0.5%	0.0%	0.0%	8.7%	1.1%	0.0%	200
45			4:00	5:00	100	99	67.3%	10.7%	2.7%	2.7%	1.3%	1.3%	3.3%	0.0%	0.0%	0.7%	0.0%	0.0%	0.7%	0.0%	0.0%	8.7%	0.7%	0.0%	150
45			5:00	6:00	100	99	66.9%	10.1%	2.7%	2.7%	1.4%	1.4%	3.4%	0.0%	0.0%	0.7%	0.0%	0.0%	0.7%	0.0%	0.7%	8.8%	0.7%	0.0%	150
45			6:00	7:00	100	98	66.4%	10.4%	2.8%	2.8%	1.0%	1.7%	3.1%	0.0%	0.0%	0.7%	0.4%	0.4%	0.4%	0.0%	0.7%	8.3%	1.0%	0.0%	300
45			7:00	8:00	100	93	66.5%	10.3%	3.0%	2.7%	1.1%	1.6%	3.2%	0.0%	0.1%	0.5%	0.3%	0.3%	0.4%	0.0%	0.7%	8.4%	0.9%	0.0%	750
45			8:00	9:00	100	82	66.7%	10.4%	2.9%	2.7%	1.0%	1.6%	3.1%	0.0%	0.1%	0.6%	0.3%	0.2%	0.4%	0.0%	0.6%	8.4%	1.0%	0.0%	1,250
45			9:00	10:00	100	84	66.7%	10.4%	2.9%	2.6%	1.1%	1.6%	3.2%	0.0%	0.1%	0.5%	0.4%	0.3%	0.4%	0.0%	0.6%	8.4%	1.0%	0.0%	1,150
45			10:00	11:00	100	84	66.8%	10.4%	2.9%	2.6%	1.0%	1.6%	3.1%	0.0%	0.1%	0.5%	0.4%	0.3%	0.4%	0.0%	0.6%	8.4%	1.0%	0.0%	1,150
45			11:00	12:00	100	85	66.6%	10.4%	2.9%	2.7%	1.1%	1.6%	3.1%	0.0%	0.1%	0.5%	0.4%	0.3%	0.4%	0.0%	0.6%	8.4%	1.0%	0.0%	1,100
45			12:00	13:00	100	88	66.7%	10.4%	2.9%	2.6%	1.1%	1.6%	3.1%	0.0%	0.1%	0.5%	0.3%	0.2%	0.4%	0.0%	0.6%	8.5%	0.9%	0.0%	950
45			13:00	14:00	100	90	67.4%	10.4%	2.6%	2.3%	0.9%	1.4%	2.8%	0.0%	0.1%	0.6%	0.3%	0.2%	0.4%	0.0%	1.0%	8.7%	0.9%	0.0%	900
45			14:00	15:00	100	88	67.4%	10.5%	2.5%	2.3%	0.9%	1.4%	2.8%	0.0%	0.1%	0.6%	0.3%	0.2%	0.4%	0.0%	1.0%	8.6%	0.9%	0.0%	1,000
45			15:00	16:00	100	87	67.4%	10.5%	2.5%	2.4%	0.9%	1.4%	2.9%	0.0%	0.1%	0.6%	0.3%	0.3%	0.4%	0.0%	1.0%	8.7%	0.9%	0.0%	1,050
45			16:00	17:00	100	86	67.4%	10.4%	2.5%	2.3%	0.9%	1.5%	2.9%	0.0%	0.1%	0.6%	0.4%	0.3%	0.4%	0.0%	1.0%	8.7%	0.8%	0.0%	1,100
45			17:00	18:00	100	84	67.5%	10.4%	2.5%	2.3%	0.9%	1.5%	2.9%	0.0%	0.1%	0.6%	0.3%	0.3%	0.4%	0.0%	0.9%	8.6%	0.9%	0.0%	1,150
45			18:00	19:00	100	82	67.4%	10.4%	2.5%	2.4%	0.9%	1.5%	2.8%	0.0%	0.1%	0.6%	0.3%	0.2%	0.4%	0.0%	1.0%	8.7%	0.9%	0.0%	1,250
45			19:00	20:00	100	86	67.4%	10.4%	2.5%	2.3%	0.9%	1.5%	2.9%	0.0%	0.1%	0.6%	0.3%	0.3%	0.4%	0.0%	0.9%	8.6%	0.8%	0.0%	1,050
45			20:00	21:00	100	91	67.4%	10.4%	2.5%	2.4%	1.0%	1.4%	2.8%	0.0%	0.1%	0.6%	0.4%	0.2%	0.4%	0.0%	1.0%	8.7%	0.8%	0.0%	850
45			21:00	22:00	100	95	67.1%	10.4%	2.6%	2.4%	0.9%	1.5%	2.9%	0.0%	0.2%	0.6%	0.3%	0.3%	0.5%	0.0%	0.9%	8.6%	0.9%	0.0%	650
45			22:00	23:00	100	95	67.4%	10.5%	2.5%	2.3%	0.9%	1.4%	2.8%	0.0%	0.2%	0.6%	0.3%	0.3%	0.5%	0.0%	0.9%	8.6%	0.9%	0.0%	650
45			23:00	0:00	100	96	67.4%	10.4%	2.6%	2.4%	0.9%	1.5%	2.8%	0.0%	0.0%	0.6%	0.4%	0.2%	0.4%	0.0%	0.9%	8.7%	0.9%	0.0%	550

2036 Operation	Link ID	Road Section	1-hour interval Start	End	Speed Limit (km/hr)	Travel Speed (km/hr)	PC	TAXI	LGV3	LGV4	LGV6	HGV7	HGV8	PLB	PV4	PV5	NFB6	NFB7	NFB8	FBSD	FBDD	MC	HGV9	NFB9	Traffic Flows (veh/hr)
46	46	Fanling Highway Slip Road	0:00	1:00	100	***96***	67.4%	10.5%	2.7%	2.5%	1.0%	1.5%	3.1%	0.0%	0.2%	0.6%	0.4%	0.2%	0.4%	0.0%	0.0%	8.7%	0.8%	0.0%	**500**
46			1:00	2:00	100	***97***	67.8%	10.6%	2.7%	2.5%	1.0%	1.5%	3.0%	0.0%	0.0%	0.5%	0.3%	0.3%	0.5%	0.0%	0.0%	8.6%	1.0%	0.0%	**400**
46			2:00	3:00	100	***98***	67.5%	10.4%	2.9%	2.6%	1.0%	1.6%	2.9%	0.0%	0.0%	0.7%	0.3%	0.3%	0.3%	0.0%	0.0%	8.4%	1.0%	0.0%	**300**
46			3:00	4:00	100	***98***	67.7%	10.5%	2.8%	2.4%	0.8%	1.6%	3.2%	0.0%	0.0%	0.4%	0.4%	0.4%	0.4%	0.0%	0.0%	8.5%	0.8%	0.0%	**250**
46			4:00	5:00	100	***98***	67.7%	10.3%	2.9%	2.5%	1.0%	1.5%	2.9%	0.0%	0.0%	0.5%	0.5%	0.0%	0.5%	0.0%	0.0%	8.8%	1.0%	0.0%	**200**
46			5:00	6:00	100	***98***	67.7%	10.5%	3.0%	2.5%	1.0%	1.5%	3.0%	0.0%	0.0%	0.5%	0.5%	0.0%	0.5%	0.0%	0.0%	8.5%	1.0%	0.0%	**200**
46			6:00	7:00	100	***97***	67.4%	10.5%	2.8%	2.6%	1.0%	1.5%	3.1%	0.0%	0.0%	0.5%	0.3%	0.3%	0.5%	0.0%	0.0%	8.5%	1.0%	0.0%	**400**
46			7:00	8:00	100	***88***	67.4%	10.4%	2.8%	2.6%	1.0%	1.5%	3.1%	0.0%	0.1%	0.6%	0.4%	0.2%	0.4%	0.0%	0.0%	8.6%	0.9%	0.0%	**1,000**
46			8:00	9:00	100	***72***	67.4%	10.5%	2.8%	2.6%	1.0%	1.5%	3.1%	0.0%	0.1%	0.6%	0.4%	0.2%	0.4%	0.0%	0.0%	8.6%	0.9%	0.0%	**1,700**
46			9:00	10:00	100	***76***	67.4%	10.5%	2.8%	2.6%	1.0%	1.5%	3.0%	0.0%	0.1%	0.6%	0.3%	0.3%	0.4%	0.0%	0.0%	8.6%	1.0%	0.0%	**1,550**
46			10:00	11:00	100	***76***	67.4%	10.5%	2.8%	2.6%	1.0%	1.5%	3.0%	0.0%	0.1%	0.6%	0.3%	0.3%	0.4%	0.0%	0.0%	8.6%	1.0%	0.0%	**1,550**
46			11:00	12:00	100	***77***	67.3%	10.5%	2.8%	2.6%	1.0%	1.5%	3.1%	0.0%	0.1%	0.6%	0.3%	0.3%	0.4%	0.0%	0.0%	8.6%	0.9%	0.0%	**1,500**
46			12:00	13:00	100	***81***	67.3%	10.4%	2.8%	2.6%	1.0%	1.6%	3.1%	0.0%	0.2%	0.6%	0.4%	0.2%	0.4%	0.0%	0.0%	8.6%	0.9%	0.0%	**1,300**
46			13:00	14:00	100	***84***	69.1%	10.8%	2.3%	2.1%	0.8%	1.2%	2.6%	0.0%	0.1%	0.6%	0.3%	0.3%	0.4%	0.0%	0.0%	8.9%	0.7%	0.0%	**1,200**
46			14:00	15:00	100	***81***	69.0%	10.7%	2.3%	2.1%	0.8%	1.3%	2.5%	0.0%	0.1%	0.6%	0.4%	0.2%	0.5%	0.0%	0.0%	8.8%	0.7%	0.0%	**1,350**
46			15:00	16:00	100	***79***	69.1%	10.8%	2.3%	2.1%	0.8%	1.2%	2.5%	0.0%	0.1%	0.6%	0.4%	0.2%	0.4%	0.0%	0.0%	8.9%	0.8%	0.0%	**1,400**
46			16:00	17:00	100	***78***	69.0%	10.8%	2.3%	2.1%	0.8%	1.2%	2.5%	0.0%	0.1%	0.6%	0.3%	0.3%	0.4%	0.0%	0.0%	8.9%	0.8%	0.0%	**1,450**
46			17:00	18:00	100	***76***	69.0%	10.7%	2.3%	2.1%	0.8%	1.2%	2.5%	0.0%	0.1%	0.6%	0.4%	0.3%	0.4%	0.0%	0.0%	8.8%	0.8%	0.0%	**1,600**
46			18:00	19:00	100	***75***	69.1%	10.7%	2.3%	2.1%	0.8%	1.2%	2.5%	0.0%	0.1%	0.6%	0.4%	0.3%	0.4%	0.0%	0.0%	8.8%	0.7%	0.0%	**1,650**
46			19:00	20:00	100	***79***	69.0%	10.7%	2.3%	2.1%	0.8%	1.3%	2.5%	0.0%	0.1%	0.6%	0.4%	0.3%	0.4%	0.0%	0.0%	8.8%	0.8%	0.0%	**1,450**
46			20:00	21:00	100	***85***	69.1%	10.7%	2.3%	2.1%	0.8%	1.2%	2.5%	0.0%	0.1%	0.6%	0.4%	0.3%	0.4%	0.0%	0.0%	8.9%	0.8%	0.0%	**1,150**
46			21:00	22:00	100	***90***	69.1%	10.7%	2.2%	2.1%	0.8%	1.2%	2.5%	0.0%	0.1%	0.6%	0.3%	0.2%	0.5%	0.0%	0.0%	8.8%	0.8%	0.0%	**900**
46			22:00	23:00	100	***91***	69.1%	10.7%	2.3%	2.1%	0.8%	1.3%	2.5%	0.0%	0.1%	0.6%	0.3%	0.2%	0.5%	0.0%	0.0%	8.9%	0.8%	0.0%	**900**
46			23:00	0:00	100	***94***	69.1%	10.7%	2.3%	2.1%	0.8%	1.2%	2.5%	0.0%	0.0%	0.6%	0.4%	0.3%	0.4%	0.0%	0.0%	8.8%	0.8%	0.0%	**750**
47	47	Fanling Highway Slip Road	0:00	1:00	100	***98***	66.3%	10.4%	1.9%	1.9%	0.7%	1.1%	2.2%	0.0%	0.0%	0.7%	0.4%	0.4%	0.4%	0.0%	4.4%	8.5%	0.7%	0.0%	**250**
47			1:00	2:00	100	***98***	69.6%	11.1%	2.3%	1.8%	0.9%	0.9%	2.3%	0.0%	0.0%	0.5%	0.5%	0.0%	0.5%	0.0%	0.0%	8.8%	0.9%	0.0%	**200**
47			2:00	3:00	100	***99***	69.5%	11.0%	1.8%	1.8%	0.6%	1.2%	2.4%	0.0%	0.0%	0.6%	0.6%	0.0%	0.6%	0.0%	0.0%	9.2%	0.6%	0.0%	**150**
47			3:00	4:00	100	***99***	69.7%	10.6%	2.3%	2.3%	0.8%	0.8%	2.3%	0.0%	0.0%	0.8%	0.0%	0.0%	0.8%	0.0%	0.0%	9.1%	0.8%	0.0%	**150**
47			4:00	5:00	100	***99***	70.4%	11.1%	1.9%	1.9%	0.9%	0.9%	1.9%	0.0%	0.0%	0.9%	0.0%	0.0%	0.0%	0.0%	0.0%	9.3%	0.9%	0.0%	**100**
47			5:00	6:00	100	***99***	66.7%	10.8%	1.8%	1.8%	0.9%	0.9%	1.8%	0.0%	0.0%	0.9%	0.0%	0.0%	0.0%	0.0%	4.5%	9.0%	0.9%	0.0%	**100**
47			6:00	7:00	100	***98***	67.0%	10.2%	1.9%	1.9%	0.9%	0.9%	2.3%	0.0%	0.0%	0.5%	0.5%	0.0%	0.5%	0.0%	4.2%	8.8%	0.5%	0.0%	**200**
47			7:00	8:00	100	***95***	66.4%	10.3%	2.0%	1.8%	0.7%	1.1%	2.3%	0.0%	0.2%	0.7%	0.4%	0.2%	0.4%	0.0%	4.5%	8.5%	0.7%	0.0%	**550**
47			8:00	9:00	100	***88***	66.4%	10.3%	2.0%	1.8%	0.8%	1.1%	2.2%	0.0%	0.1%	0.6%	0.3%	0.2%	0.4%	0.0%	4.4%	8.5%	0.8%	0.0%	**950**
47			9:00	10:00	100	***90***	66.4%	10.3%	2.0%	1.9%	0.7%	1.0%	2.3%	0.0%	0.1%	0.7%	0.4%	0.2%	0.5%	0.0%	4.4%	8.5%	0.7%	0.0%	**850**
47			10:00	11:00	100	***90***	66.3%	10.3%	2.1%	1.9%	0.7%	1.0%	2.3%	0.0%	0.1%	0.7%	0.4%	0.2%	0.5%	0.0%	4.4%	8.5%	0.7%	0.0%	**850**
47			11:00	12:00	100	***91***	66.3%	10.4%	2.0%	1.8%	0.7%	1.1%	2.3%	0.0%	0.1%	0.6%	0.4%	0.2%	0.5%	0.0%	4.4%	8.6%	0.7%	0.0%	**850**
47			12:00	13:00	100	***93***	66.4%	10.3%	2.1%	1.8%	0.7%	1.1%	2.2%	0.0%	0.1%	0.7%	0.3%	0.3%	0.4%	0.0%	4.3%	8.5%	0.7%	0.0%	**700**
47			13:00	14:00	100	***95***	70.2%	10.9%	1.2%	1.0%	0.4%	0.6%	1.3%	0.0%	0.2%	0.7%	0.3%	0.2%	0.4%	0.0%	3.1%	9.0%	0.4%	0.0%	**700**
47			14:00	15:00	100	***93***	70.2%	10.8%	1.2%	1.1%	0.4%	0.7%	1.3%	0.0%	0.1%	0.8%	0.3%	0.3%	0.4%	0.0%	3.1%	9.0%	0.4%	0.0%	**750**
47			15:00	16:00	100	***92***	70.1%	10.9%	1.1%	1.1%	0.4%	0.6%	1.4%	0.0%	0.1%	0.8%	0.4%	0.3%	0.4%	0.0%	3.2%	9.0%	0.4%	0.0%	**800**
47			16:00	17:00	100	***92***	70.0%	10.9%	1.2%	1.1%	0.5%	0.6%	1.3%	0.0%	0.1%	0.7%	0.4%	0.2%	0.5%	0.0%	3.2%	8.9%	0.4%	0.0%	**800**
47			17:00	18:00	100	***91***	70.1%	10.9%	1.1%	1.0%	0.5%	0.7%	1.3%	0.0%	0.1%	0.8%	0.3%	0.2%	0.5%	0.0%	3.2%	9.0%	0.5%	0.0%	**900**
47			18:00	19:00	100	***90***	70.2%	10.9%	1.2%	1.1%	0.4%	0.7%	1.3%	0.0%	0.1%	0.8%	0.3%	0.2%	0.4%	0.0%	3.1%	8.9%	0.4%	0.0%	**950**
47			19:00	20:00	100	***92***	70.1%	10.8%	1.3%	1.1%	0.4%	0.6%	1.4%	0.0%	0.1%	0.8%	0.4%	0.3%	0.4%	0.0%	3.1%	9.0%	0.4%	0.0%	**800**
47			20:00	21:00	100	***95***	70.0%	10.9%	1.3%	1.1%	0.5%	0.6%	1.3%	0.0%	0.2%	0.8%	0.3%	0.2%	0.5%	0.0%	3.1%	9.0%	0.5%	0.0%	**650**
47			21:00	22:00	100	***96***	70.1%	10.8%	1.2%	1.0%	0.4%	0.6%	1.4%	0.0%	0.2%	0.8%	0.4%	0.2%	0.4%	0.0%	3.2%	8.8%	0.4%	0.0%	**500**
47			22:00	23:00	100	***96***	70.1%	10.8%	1.2%	1.0%	0.4%	0.6%	1.2%	0.0%	0.2%	0.8%	0.4%	0.2%	0.4%	0.0%	3.1%	9.0%	0.4%	0.0%	**500**
47			23:00	0:00	100	***97***	70.2%	10.8%	1.2%	1.0%	0.5%	0.7%	1.2%	0.0%	0.0%	0.7%	0.3%	0.3%	0.5%	0.0%	3.2%	8.9%	0.5%	0.0%	**400**
48	48	Fanling Highway Slip Road	0:00	1:00	100	***97***	58.4%	9.0%	4.0%	3.8%	1.6%	2.2%	4.5%	0.0%	0.0%	0.5%	0.2%	0.2%	0.5%	0.0%	6.3%	7.6%	1.3%	0.0%	**450**
48			1:00	2:00	100	***98***	62.4%	9.6%	4.2%	4.0%	1.7%	2.3%	4.8%	0.0%	0.0%	0.6%	0.3%	0.3%	0.6%	0.0%	0.0%	7.9%	1.4%	0.0%	**350**
48			2:00	3:00	100	***99***	62.2%	9.7%	4.5%	4.1%	1.5%	2.3%	4.9%	0.0%	0.0%	0.4%	0.4%	0.4%	0.4%	0.0%	0.0%	7.9%	1.5%	0.0%	**250**
48			3:00	4:00	100	***99***	62.3%	9.8%	4.2%	4.2%	1.4%	2.3%	5.1%	0.0%	0.0%	0.5%	0.5%	0.0%	0.5%	0.0%	0.0%	7.9%	1.4%	0.0%	**200**
48			4:00	5:00	100	***99***	62.2%	9.6%	4.5%	4.0%	1.7%	2.3%	4.5%	0.0%	0.0%	0.6%	0.6%	0.0%	0.6%	0.0%	0.0%	7.9%	1.7%	0.0%	**200**
48			5:00	6:00	100	***99***	58.0%	9.0%	4.3%	3.7%	1.6%	2.1%	4.3%	0.0%	0.0%	0.5%	0.5%	0.0%	0.5%	0.0%	6.4%	7.5%	1.6%	0.0%	**200**
48			6:00	7:00	100	***98***	58.3%	9.2%	4.2%	3.6%	1.4%	2.2%	4.4%	0.0%	0.0%	0.6%	0.3%	0.3%	0.3%	0.0%	6.4%	7.5%	1.4%	0.0%	**350**
48			7:00	8:00	100	***95***	58.3%	9.0%	4.1%	3.7%	1.5%	2.3%	4.5%	0.0%	0.1%	0.4%	0.3%	0.2%	0.4%	0.0%	6.3%	7.5%	1.4%	0.0%	**950**
48			8:00	9:00	100	***86***	58.4%	9.1%	4.1%	3.7%	1.5%	2.2%	4.5%	0.0%	0.1%	0.5%	0.3%	0.2%	0.4%	0.0%	6.3%	7.5%	1.4%	0.0%	**1,500**
48			9:00	10:00	100	***87***	58.4%	9.1%	4.1%	3.7%	1.5%	2.2%	4.5%	0.0%	0.1%	0.5%	0.3%	0.2%	0.4%	0.0%	6.3%	7.5%	1.4%	0.0%	**1,450**
48			10:00	11:00	100	***87***	58.4%	9.0%	4.0%	3.7%	1.5%	2.2%	4.5%	0.0%	0.1%	0.5%	0.3%	0.2%	0.4%	0.0%	6.3%	7.5%	1.4%	0.0%	**1,450**
48			11:00	12:00	100	***88***	58.3%	9.0%	4.1%	3.7%	1.5%	2.2%	4.5%	0.0%	0.1%	0.5%	0.3%	0.2%	0.4%	0.0%	6.3%	7.5%	1.4%	0.0%	**1,400**
48			12:00	13:00	100	***91***	58.4%	9.0%	4.0%	3.7%	1.5%	2.3%	4.5%	0.0%	0.1%	0.5%	0.3%	0.2%	0.4%	0.0%	6.3%	7.5%	1.3%	0.0%	**1,200**
48			13:00	14:00	100	***91***	56.3%	8.7%	4.7%	4.4%	1.7%	2.6%	5.2%	0.0%	0.1%	0.5%	0.3%	0.2%	0.4%	0.0%	6.2%	7.2%	1.6%	0.0%	**1,150**
48			14:00	15:00	100	***90***	56.4%	8.7%	4.7%	4.3%	1.7%	2.6%	5.2%	0.0%	0.1%	0.5%	0.3%	0.2%	0.4%	0.0%	6.2%	7.2%	1.6%	0.0%	**1,250**
48			15:00	16:00	100	***88***	56.4%	8.8%	4.7%	4.3%	1.8%	2.6%	5.3%	0.0%	0.1%	0.5%	0.3%	0.2%	0.4%	0.0%	6.2%	7.2%	1.6%	0.0%	**1,300**
48			16:00	17:00	100	***88***	56.4%	8.7%	4.7%	4.4%	1.7%	2.6%	5.2%	0.0%	0.1%	0.5%	0.3%	0.2%	0.4%	0.0%	6.2%	7.2%	1.6%	0.0%	**1,350**
48			17:00	18:00	100	***86***	56.3%	8.7%	4.7%	4.4%	1.7%	2.6%	5.3%	0.0%	0.1%	0.5%	0.3%	0.2%	0.3%	0.0%	6.2%	7.2%	1.6%	0.0%	**1,450**
48			18:00	19:00	100	***83***	56.3%	8.7%	4.7%	4.4%	1.7%	2.6%	5.3%	0.0%	0.1%	0.5%	0.3%	0.2%	0.4%	0.0%	6.2%	7.2%	1.6%	0.0%	**1,650**
48			19:00	20:00	100	***88***	56.3%	8.7%	4.7%	4.3%	1.7%	2.5%	5.2%	0.0%	0.1%	0.5%	0.3%	0.2%	0.4%	0.0%	6.2%	7.2%	1.7%	0.0%	**1,350**
48			20:00	21:00	100	***93***	56.3%	8.7%	4.7%	4.4%	1.7%	2.6%	5.3%	0.0%	0.1%	0.5%	0.3%	0.2%	0.4%	0.0%	6.2%	7.2%	1.6%	0.0%	**1,050**
48			21:00	22:00	100	***95***	56.3%	8.7%	4.7%	4.4%	1.7%	2.5%	5.3%	0.0%	0.1%	0.5%	0.4%	0.2%	0.4%	0.0%	6.2%	7.1%	1.6%	0.0%	**850**
48			22:00	23:00	100	***95***	56.5%	8.8%	4.7%	4.3%	1.7%	2.6%	5.3%	0.0%	0.0%	0.5%	0.3%	0.1%	0.4%	0.0%	6.2%	7.2%	1.6%	0.0%	**800**
48			23:00	0:00	100	***96***	56.5%	8.8%	4.8%	4.3%	1.8%	2.5%	5.2%	0.0%	0.0%	0.5%	0.3%	0.2%	0.3%	0.0%	6.2%	7.1%	1.6%	0.0%	**650**
49	49	Fanling Highway EB	0:00	1:00	100	***97***	62.5%	9.7%	3.9%	3.5%	1.4%	2.1%	4.4%	0.0%	0.1%	0.6%	0.3%	0.3%	0.4%	0.0%	1.6%	8.0%	1.3%	0.0%	**1,200**
49			1:00	2:00	100	***97***	63.5%	9.9%	4.0%	3.7%	1.5%	2.2%	4.3%	0.0%	0.1%	0.6%	0.3%	0.2%	0.4%	0.0%	0.0%	8.1%	1.4%	0.0%	**1,000**
49			2:00	3:00	100	***98***	63.5%	9.8%	3.9%	3.7%	1.4%	2.2%	4.5%	0.0%	0.1%	0.5%	0.3%	0.3%	0.4%	0.0%	0.0%	8.1%	1.3%	0.0%	**750**
49			3:00	4:00	100	***98***	63.7%	9.9%	3.9%	3.6%	1.5%	2.1%	4.4%	0.0%	0.2%	0.5%	0.3%	0.2%	0.3%	0.0%	0.0%	8.1%	1.3%	0.0%	**600**
49			4:00	5:00	100	***99***	63.6%	9.9%	4.0%	3.6%	1.4%	2.2%	4.4%	0.0%	0.0%	0.6%	0.4%	0.2%	0.4%	0.0%	0.0%	8.1%	1.4%	0.0%	**500**
49			5:00	6:00	100	***99***	62.5%	9.6%	3.9%	3.5%	1.4%	2.2%	4.3%	0.0%	0.0%	0.6%	0.4%	0.2%	0.4%	0.0%	1.6%	8.1%	1.4%	0.0%	**500**
49			6:00	7:00	100	***97***	62.6%	9.7%	3.9%	3.6%	1.4%	2.1%	4.3%	0.0%	0.1%	0.5%	0.3%	0.2%	0.4%	0.0%	1.6%	8.0%	1.3%	0.0%	**1,000**
49			7:00	8:00	100	***91***	62.4%	9.7%	3.9%	3.6%	1.4%	2.1%	4.3%	0.0%	0.1%	0.6%	0.3%	0.2%	0.4%	0.0%	1.7%	8.0%	1.3%	0.0%	**2,550**
49			8:00	9:00	100	***78***	62.5%	9.7%	3.9%	3.6%	1.4%	2.1%	4.3%	0.0%	0.1%	0.6%	0.3%	0.2%	0.4%	0.0%	1.6%	8.0%	1.3%	0.0%	**4,400**
49			9:00	10:00	100	***81***	62.5%	9.7%	3.9%	3.6%	1.4%	2.1%	4.3%	0.0%	0.1%	0.5%	0.3%	0.2%	0.4%	0.0%	1.6%	8.0%	1.3%	0.0%	**3,900**
49			10:00	11:00	100	***81***	62.5%	9.7%	3.9%	3.6%	1.4%	2.2%	4.3%	0.0%	0.1%	0.5%	0.3%	0.2%	0.4%	0.0%	1.6%	8.0%	1.3%	0.0%	**3,900**
49			11:00	12:00	100	***82***	62.5%	9.7%	3.9%	3.6%	1.4%	2.1%	4.3%	0.0%	0.1%	0.6%	0.3%	0.2%	0.4%	0.0%	1.6%	8.0%	1.3%	0.0%	**3,800**
49			12:00	13:00	100	***86***	62.4%	9.7%	3.9%	3.6%	1.4%	2.2%	4.3%	0.0%	0.1%	0.6%	0.3%	0.2%	0.4%	0.0%	1.6%	8.0%	1.3%	0.0%	**3,250**
49			13:00	14:00	100	***87***	62.2%	9.7%	3.9%	3.6%	1.4%	2.2%	4.3%	0.0%	0.1%	0.6%	0.3%	0.2%	0.4%	0.0%	1.9%	7.9%	1.3%	0.0%	**3,050**
49			14:00	15:00	100	***85***	62.2%	9.7%	3.9%	3.6%	1.5%	2.2%	4.4%	0.0%	0.1%	0.5%	0.3%	0.2%	0.4%	0.0%	1.9%	7.9%	1.3%	0.0%	**3,400**
49			15:00	16:00	100	***84***	62.2%	9.6%	3.9%	3.6%	1.4%	2.2%	4.4%	0.0%	0.1%	0.5%	0.3%	0.2%	0.4%	0.0%	1.8%	7.9%	1.3%	0.0%	**3,600**
49			16:00	17:00	100	***83***	62.2%	9.7%	3.9%	3.6%	1.4%	2.2%	4.4%	0.0%	0.1%	0.5%	0.3%	0.2%	0.4%	0.0%	1.9%	8.0%	1.3%	0.0%	**3,700**
49			17:00	18:00	100	***81***	62.2%	9.6%	3.9%	3.6%	1.4%	2.2%	4.4%	0.0%	0.1%	0.6%	0.3%	0.2%	0.4%	0.0%	1.9%	7.9%	1.3%	0.0%	**4,000**
49			18:00	19:00	100	***80***	62.2%	9.6%	3.9%	3.6%	1.4%	2.2%	4.4%	0.0%	0.1%	0.5%	0.3%	0.2%	0.4%	0.0%	1.9%	7.9%	1.3%	0.0%	**4,050**
49			19:00	20:00	100	***83***	62.2%	9.7%	3.9%	3.6%	1.4%	2.2%	4.3%	0.0%	0.1%	0.6%	0.3%	0.2%	0.4%	0.0%	1.8%	7.9%	1.4%	0.0%	**3,650**
49			20:00	21:00	100	***89***	62.2%	9.6%	3.9%	3.6%	1.4%	2.2%	4.4%	0.0%	0.1%	0.6%	0.3%	0.2%	0.4%	0.0%	1.9%	7.9%	1.3%	0.0%	**2,850**
49			21:00	22:00	100	***93***	62.2%	9.6%	3.9%	3.6%	1.4%	2.2%	4.4%	0.0%	0.1%	0.5%	0.3%	0.2%	0.4%	0.0%	1.9%	7.9%	1.3%	0.0%	**2,250**
49			22:00	23:00	100	***93***	62.1%	9.7%	3.9%	3.7%	1.4%	2.2%	4.3%	0.0%	0.1%	0.5%	0.3%	0.2%	0.4%	0.0%	1.9%	7.9%	1.4%	0.0%	**2,200**
49			23:00	0:00	100	***95***	62.2%	9.6%	3.9%	3.7%	1.4%	2.2%	4.4%	0.0%	0.1%	0.5%	0.3%	0.2%	0.4%	0.0%	1.9%	8.0%	1.3%	0.0%	**1,850**
50	50	Fanling Highway WB	0:00	1:00	100	***97***	62.6%	9.7%	4.0%	3.6%	1.4%	2.2%	4.4%	0.0%	0.1%	0.5%	0.3%	0.2%	0.4%	0.0%	1.3%	8.0%	1.3%	0.0%	**1,300**
50			1:00	2:00	100	***97***	63.3%	9.8%	4.0%	3.7%	1.5%	2.2%	4.4%	0.0%	0.1%	0.6%	0.3%	0.2%	0.4%	0.0%	0.0%	8.2%	1.4%	0.0%	**1,100**
50			2:00	3:00	100	***98***	63.3%	9.8%	3.9%	3.7%	1.5%	2.2%	4.4%	0.0%	0.1%	0.6%	0.4%	0.3%	0.4%	0.0%	0.0%	8.1%	1.4%	0.0%	**800**
50			3:00	4:00	100	***98***	63.2%	9.9%	4.0%	3.7%	1.5%	2.3%	4.4%	0.0%	0.2%	0.6%	0.3%	0.2%	0.5%	0.0%	0.0%	8.1%	1.4%	0.0%	**650**
50			4:00	5:00	100	***99***	63.2%	9.8%	4.1%	3.7%	1.5%	2.2%	4.4%	0.0%	0.2%	0.6%	0.4%	0.2%	0.4%	0.0%	0.0%	8.1%	1.3%	0.0%	**550**
50			5:00	6:00	100	***99***	62.5%	9.6%	3.9%	3.7%	1.5%	2.2%	4.4%	0.0%	0.2%	0.6%	0.4%	0.2%	0.4%	0.0%	1.3%	8.0%	1.3%	0.0%	**550**
50			6:00	7:00	100	***97***	62.5%	9.7%	3.9%	3.7%	1.4%	2.2%	4.3%	0.0%	0.1%	0.6%	0.3%	0.2%	0.4%	0.0%	1.3%	8.0%	1.3%	0.0%	**1,050**
50			7:00	8:00	100	***90***	62.5%	9.7%	3.9%	3.6%	1.4%	2.2%	4.4%	0.0%	0.1%	0.6%	0.3%	0.2%	0.4%	0.0%	1.3%	8.0%	1.3%	0.0%	**2,700**
50			8:00	9:00	100	***74***	62.5%	9.7%	3.9%	3.6%	1.4%	2.2%	4.4%	0.0%	0.1%	0.6%	0.3%	0.2%	0.4%	0.0%	1.3%	8.0%	1.4%	0.0%	**4,900**
50			9:00	10:00	100	***80***	62.5%	9.7%	3.9%	3.6%	1.4%	2.2%	4.4%	0.0%	0.1%	0.6%	0.3%	0.2%	0.4%	0.0%	1.3%	8.0%	1.3%	0.0%	**4,150**
50			10:00	11:00	100	***80***	62.5%	9.7%	3.9%	3.6%	1.4%	2.2%	4.4%	0.0%	0.1%	0.6%	0.3%	0.2%	0.4%	0.0%	1.3%	8.0%	1.4%	0.0%	**4,150**
50			11:00	12:00	100	***80***	62.5%	9.7%	3.9%	3.6%	1.4%	2.2%	4.4%	0.0%	0.1%	0.6%	0.3%	0.2%	0.4%	0.0%	1.3%	8.0%	1.3%	0.0%	**4,050**
50			12:00	13:00	100	***85***	62.5%	9.7%	3.9%	3.6%	1.4%	2.2%	4.4%	0.0%	0.1%	0.6%	0.3%	0.2%	0.4%	0.0%	1.3%	8.0%	1.3%	0.0%	**3,450**
50			13:00	14:00	100	***85***	59.3%	9.2%	4.8%	4.5%	1.8%	2.7%	5.4%	0.0%	0.1%	0.5%	0.3%	0.2%	0.4%	0.0%	1.7%	7.6%	1.7%	0.0%	**3,250**
50			14:00	15:00	100	***83***	59.3%	9.2%	4.8%	4.5%	1.8%	2.7%	5.4%	0.0%	0.1%	0.5%	0.3%	0.2%	0.4%	0.0%	1.7%	7.6%	1.6%	0.0%	**3,600**
50			15:00	16:00	100	***81***	59.3%	9.2%	4.8%	4.4%	1.8%	2.7%	5.4%	0.0%	0.1%	0.5%	0.3%	0.2%	0.4%	0.0%	1.7%	7.6%	1.6%	0.0%	**3,800**
50			16:00	17:00	100	***80***	59.3%	9.2%	4.8%	4.5%	1.8%	2.7%	5.3%	0.0%	0.1%	0.5%	0.3%	0.2%	0.4%	0.0%	1.7%	7.6%	1.7%	0.0%	**3,950**
50			17:00	18:00	100	***78***	59.3%	9.2%	4.8%	4.5%	1.8%	2.7%	5.4%	0.0%	0.1%	0.5%	0.3%	0.2%	0.4%	0.0%	1.7%	7.6%	1.7%	0.0%	**4,250**
50			18:00	19:00	100	***79***	59.3%	9.2%	4.8%	4.5%	1.8%	2.7%	5.4%	0.0%	0.1%	0.5%	0.3%	0.2%	0.4%	0.0%	1.7%	7.6%	1.6%	0.0%	**4,050**
50			19:00	20:00	100	***81***	59.3%	9.2%	4.8%	4.5%	1.8%	2.7%	5.4%	0.0%	0.1%	0.5%	0.3%	0.2%	0.4%	0.0%	1.7%	7.6%	1.7%	0.0%	**3,850**
50			20:00	21:00	100	***87***	59.3%	9.2%	4.8%	4.5%	1.8%	2.7%	5.4%	0.0%	0.1%	0.5%	0.3%	0.2%	0.4%	0.0%	1.7%	7.6%	1.6%	0.0%	**3,050**
50			21:00	22:00	100	***92***	59.3%	9.2%	4.8%	4.5%	1.8%	2.7%	5.4%	0.0%	0.1%	0.5%	0.3%	0.2%	0.4%	0.0%	1.7%	7.6%	1.6%	0.0%	**2,400**
50			22:00	23:00	100	***92***	59.2%	9.2%	4.8%	4.5%	1.7%	2.7%	5.4%	0.0%	0.1%	0.5%	0.3%	0.2%	0.4%	0.0%	1.7%	7.6%	1.7%	0.0%	**2,350**
50			23:00	0:00	100	***95***	59.3%	9.2%	4.8%	4.5%	1.7%	2.7%	5.4%	0.0%	0.1%	0.5%	0.3%	0.2%	0.4%	0.0%	1.7%	7.6%	1.6%	0.0%	**1,950**

2036 Operation	Link ID	Road Section	1-hour interval Start	End	Speed Limit (km/hr)	Travel Speed (km/hr)	Vehicle Composition PC	TAXI	LGV3	LGV4	LGV6	HGV7	HGV8	PLB	PV4	PV5	NFB6	NFB7	NFB8	FBSD	FBDD	MC	HGV9	NFB9	Traffic Flows (veh/hr)
51	51	Tai Tau Leng Roundabout	0:00	1:00	50	***50***	65.7%	10.1%	2.5%	2.2%	0.9%	1.3%	2.8%	0.5%	0.1%	0.5%	0.4%	0.3%	0.4%	0.0%	2.9%	8.4%	0.8%	0.0%	**750**
51			1:00	2:00	50	***50***	68.0%	10.6%	2.6%	2.4%	1.0%	1.5%	2.9%	0.0%	0.2%	0.5%	0.3%	0.2%	0.5%	0.0%	0.0%	8.7%	0.8%	0.0%	**600**
51			2:00	3:00	50	***50***	68.0%	10.5%	2.6%	2.4%	0.9%	1.5%	2.8%	0.0%	0.2%	0.6%	0.4%	0.2%	0.4%	0.0%	0.0%	8.7%	0.9%	0.0%	**450**
51			3:00	4:00	50	***50***	68.3%	10.6%	2.7%	2.4%	0.8%	1.3%	2.9%	0.0%	0.0%	0.5%	0.3%	0.3%	0.5%	0.0%	0.0%	8.7%	0.8%	0.0%	**400**
51			4:00	5:00	50	***50***	68.2%	10.6%	2.6%	2.3%	1.0%	1.3%	2.9%	0.0%	0.0%	0.6%	0.3%	0.3%	0.3%	0.0%	0.0%	8.7%	1.0%	0.0%	**300**
51			5:00	6:00	50	***50***	65.9%	10.1%	2.5%	2.2%	1.0%	1.3%	2.5%	0.6%	0.0%	0.6%	0.3%	0.3%	0.3%	0.0%	2.8%	8.5%	1.0%	0.0%	**300**
51			6:00	7:00	50	***50***	66.0%	10.2%	2.5%	2.3%	0.8%	1.3%	2.8%	0.5%	0.2%	0.5%	0.3%	0.2%	0.5%	0.0%	3.0%	8.4%	0.8%	0.0%	**600**
51			7:00	8:00	50	***45***	65.7%	10.2%	2.5%	2.3%	0.9%	1.3%	2.8%	0.6%	0.1%	0.6%	0.4%	0.3%	0.4%	0.0%	2.9%	8.4%	0.8%	0.0%	**1,600**
51			8:00	9:00	50	***38***	65.7%	10.2%	2.5%	2.3%	0.9%	1.4%	2.8%	0.5%	0.1%	0.5%	0.4%	0.2%	0.4%	0.0%	2.9%	8.4%	0.9%	0.0%	**2,600**
51			9:00	10:00	50	***39***	65.7%	10.2%	2.5%	2.3%	0.9%	1.4%	2.8%	0.5%	0.1%	0.5%	0.3%	0.3%	0.4%	0.0%	2.9%	8.4%	0.9%	0.0%	**2,450**
51			10:00	11:00	50	***39***	65.7%	10.2%	2.5%	2.3%	0.9%	1.4%	2.7%	0.5%	0.1%	0.5%	0.4%	0.3%	0.4%	0.0%	2.9%	8.4%	0.9%	0.0%	**2,450**
51			11:00	12:00	50	***39***	65.7%	10.2%	2.5%	2.3%	0.9%	1.4%	2.7%	0.6%	0.1%	0.6%	0.3%	0.3%	0.4%	0.0%	2.9%	8.4%	0.8%	0.0%	**2,350**
51			12:00	13:00	50	***42***	65.7%	10.2%	2.5%	2.3%	0.9%	1.4%	2.8%	0.5%	0.1%	0.5%	0.3%	0.3%	0.4%	0.0%	2.9%	8.4%	0.8%	0.0%	**2,050**
51			13:00	14:00	50	***43***	67.8%	10.5%	2.0%	1.8%	0.7%	1.1%	2.2%	0.5%	0.1%	0.6%	0.3%	0.2%	0.4%	0.0%	2.5%	8.6%	0.7%	0.0%	**1,900**
51			14:00	15:00	50	***41***	67.7%	10.5%	2.0%	1.8%	0.7%	1.1%	2.2%	0.5%	0.1%	0.6%	0.3%	0.2%	0.4%	0.0%	2.5%	8.6%	0.7%	0.0%	**2,100**
51			15:00	16:00	50	***41***	67.7%	10.5%	2.0%	1.8%	0.7%	1.1%	2.2%	0.5%	0.1%	0.6%	0.3%	0.2%	0.4%	0.0%	2.5%	8.6%	0.7%	0.0%	**2,250**
51			16:00	17:00	50	***40***	67.7%	10.5%	2.0%	1.8%	0.7%	1.1%	2.2%	0.5%	0.1%	0.7%	0.4%	0.2%	0.4%	0.0%	2.4%	8.6%	0.7%	0.0%	**2,300**
51			17:00	18:00	50	***39***	67.7%	10.5%	2.0%	1.8%	0.7%	1.1%	2.2%	0.5%	0.1%	0.6%	0.3%	0.2%	0.4%	0.0%	2.5%	8.6%	0.7%	0.0%	**2,500**
51			18:00	19:00	50	***37***	67.7%	10.5%	2.0%	1.8%	0.7%	1.1%	2.2%	0.5%	0.1%	0.6%	0.3%	0.2%	0.4%	0.0%	2.4%	8.6%	0.7%	0.0%	**2,700**
51			19:00	20:00	50	***40***	67.7%	10.5%	2.0%	1.8%	0.7%	1.1%	2.2%	0.5%	0.1%	0.6%	0.4%	0.2%	0.4%	0.0%	2.5%	8.6%	0.7%	0.0%	**2,250**
51			20:00	21:00	50	***44***	67.7%	10.5%	2.0%	1.8%	0.7%	1.1%	2.2%	0.5%	0.1%	0.6%	0.3%	0.2%	0.4%	0.0%	2.5%	8.6%	0.7%	0.0%	**1,800**
51			21:00	22:00	50	***46***	67.7%	10.5%	2.0%	1.9%	0.7%	1.1%	2.2%	0.5%	0.1%	0.6%	0.4%	0.2%	0.4%	0.0%	2.4%	8.6%	0.6%	0.0%	**1,400**
51			22:00	23:00	50	***46***	67.7%	10.5%	2.0%	1.8%	0.7%	1.1%	2.2%	0.5%	0.1%	0.7%	0.4%	0.2%	0.4%	0.0%	2.5%	8.6%	0.7%	0.0%	**1,400**
51			23:00	0:00	50	***48***	67.6%	10.5%	2.0%	1.8%	0.7%	1.1%	2.2%	0.5%	0.1%	0.6%	0.4%	0.3%	0.4%	0.0%	2.4%	8.6%	0.7%	0.0%	**1,150**
52	52	Tai Tau Leng Roundabout	0:00	1:00	50	***50***	59.7%	9.4%	4.3%	3.6%	1.4%	2.2%	4.7%	0.0%	0.0%	0.4%	0.4%	0.4%	0.4%	0.0%	4.3%	7.6%	1.4%	0.0%	**300**
52			1:00	2:00	50	***50***	62.0%	9.7%	4.4%	4.0%	1.8%	2.2%	4.9%	0.0%	0.0%	0.4%	0.4%	0.4%	0.4%	0.0%	0.0%	8.0%	1.3%	0.0%	**250**
52			2:00	3:00	50	***50***	62.1%	9.5%	4.1%	4.1%	1.8%	2.4%	4.7%	0.0%	0.0%	0.6%	0.6%	0.0%	0.6%	0.0%	0.0%	7.7%	1.8%	0.0%	**150**
52			3:00	4:00	50	***50***	62.5%	9.6%	4.4%	3.7%	1.5%	2.2%	5.2%	0.0%	0.0%	0.7%	0.0%	0.0%	0.7%	0.0%	0.0%	8.1%	1.5%	0.0%	**150**
52			4:00	5:00	50	***50***	62.0%	9.7%	4.4%	3.5%	1.8%	2.7%	4.4%	0.0%	0.0%	0.9%	0.0%	0.0%	0.9%	0.0%	0.0%	8.0%	1.8%	0.0%	**100**
52			5:00	6:00	50	***50***	59.5%	9.5%	4.3%	3.5%	1.7%	2.6%	4.3%	0.0%	0.0%	0.9%	0.0%	0.0%	0.0%	0.0%	4.3%	7.8%	1.7%	0.0%	**100**
52			6:00	7:00	50	***50***	59.9%	9.5%	4.1%	3.6%	1.4%	2.3%	4.5%	0.0%	0.0%	0.5%	0.5%	0.0%	0.5%	0.0%	4.5%	7.7%	1.4%	0.0%	**200**
52			7:00	8:00	50	***49***	59.5%	9.3%	4.1%	3.8%	1.6%	2.2%	4.7%	0.0%	0.2%	0.5%	0.3%	0.2%	0.3%	0.0%	4.3%	7.6%	1.4%	0.0%	**600**
52			8:00	9:00	50	***45***	59.6%	9.3%	4.2%	3.7%	1.5%	2.2%	4.6%	0.0%	0.1%	0.5%	0.3%	0.2%	0.4%	0.0%	4.4%	7.6%	1.4%	0.0%	**950**
52			9:00	10:00	50	***45***	59.5%	9.3%	4.2%	3.7%	1.5%	2.2%	4.6%	0.0%	0.1%	0.6%	0.3%	0.2%	0.5%	0.0%	4.4%	7.6%	1.4%	0.0%	**900**
52			10:00	11:00	50	***45***	59.6%	9.3%	4.1%	3.7%	1.5%	2.2%	4.6%	0.0%	0.1%	0.6%	0.3%	0.2%	0.5%	0.0%	4.4%	7.6%	1.3%	0.0%	**900**
52			11:00	12:00	50	***46***	59.5%	9.3%	4.1%	3.7%	1.5%	2.2%	4.6%	0.0%	0.1%	0.6%	0.4%	0.2%	0.5%	0.0%	4.4%	7.6%	1.4%	0.0%	**850**
52			12:00	13:00	50	***47***	59.5%	9.3%	4.2%	3.8%	1.5%	2.3%	4.6%	0.0%	0.1%	0.5%	0.3%	0.3%	0.4%	0.0%	4.4%	7.5%	1.4%	0.0%	**750**
52			13:00	14:00	50	***48***	63.0%	9.7%	3.4%	3.1%	1.3%	1.9%	3.7%	0.0%	0.1%	0.6%	0.3%	0.1%	0.4%	0.0%	3.1%	8.0%	1.1%	0.0%	**700**
52			14:00	15:00	50	***47***	62.9%	9.7%	3.4%	3.1%	1.3%	1.9%	3.8%	0.0%	0.1%	0.7%	0.3%	0.3%	0.4%	0.0%	3.1%	8.0%	1.2%	0.0%	**750**
52			15:00	16:00	50	***47***	62.8%	9.8%	3.4%	3.1%	1.3%	2.0%	3.8%	0.0%	0.1%	0.6%	0.2%	0.2%	0.4%	0.0%	3.1%	8.1%	1.1%	0.0%	**800**
52			16:00	17:00	50	***46***	62.8%	9.7%	3.4%	3.1%	1.3%	1.9%	3.8%	0.0%	0.1%	0.6%	0.4%	0.2%	0.4%	0.0%	3.1%	8.1%	1.2%	0.0%	**850**
52			17:00	18:00	50	***45***	62.9%	9.8%	3.4%	3.1%	1.3%	1.9%	3.7%	0.0%	0.1%	0.6%	0.3%	0.2%	0.4%	0.0%	3.1%	8.0%	1.2%	0.0%	**900**
52			18:00	19:00	50	***44***	62.9%	9.7%	3.4%	3.1%	1.3%	1.9%	3.8%	0.0%	0.1%	0.6%	0.3%	0.2%	0.4%	0.0%	3.1%	8.0%	1.1%	0.0%	**1,000**
52			19:00	20:00	50	***46***	62.8%	9.7%	3.4%	3.1%	1.3%	1.9%	3.7%	0.0%	0.1%	0.6%	0.4%	0.2%	0.4%	0.0%	3.1%	8.0%	1.2%	0.0%	**850**
52			20:00	21:00	50	***48***	62.9%	9.7%	3.4%	3.0%	1.4%	2.0%	3.7%	0.0%	0.2%	0.6%	0.3%	0.2%	0.5%	0.0%	3.0%	8.1%	1.2%	0.0%	**650**
52			21:00	22:00	50	***50***	62.8%	9.7%	3.5%	3.1%	1.4%	1.9%	3.7%	0.0%	0.2%	0.6%	0.4%	0.2%	0.4%	0.0%	3.1%	8.0%	1.2%	0.0%	**500**
52			22:00	23:00	50	***50***	62.6%	9.7%	3.4%	3.2%	1.4%	2.0%	3.7%	0.0%	0.2%	0.6%	0.4%	0.2%	0.4%	0.0%	3.2%	8.1%	1.2%	0.0%	**500**
52			23:00	0:00	50	***50***	62.9%	9.8%	3.3%	3.1%	1.2%	1.9%	3.8%	0.0%	0.0%	0.7%	0.2%	0.2%	0.5%	0.0%	3.1%	8.1%	1.2%	0.0%	**400**
53	53	Tai Tau Leng Roundabout	0:00	1:00	50	***50***	65.8%	10.2%	2.5%	2.3%	0.9%	1.4%	2.8%	0.5%	0.1%	0.6%	0.4%	0.3%	0.4%	0.0%	2.6%	8.4%	0.9%	0.0%	**800**
53			1:00	2:00	50	***50***	67.9%	10.5%	2.6%	2.4%	0.9%	1.5%	2.9%	0.0%	0.2%	0.6%	0.3%	0.3%	0.5%	0.0%	0.0%	8.7%	0.9%	0.0%	**650**
53			2:00	3:00	50	***50***	67.7%	10.6%	2.6%	2.4%	1.0%	1.4%	3.0%	0.0%	0.2%	0.6%	0.4%	0.2%	0.4%	0.0%	0.0%	8.8%	0.8%	0.0%	**500**
53			3:00	4:00	50	***50***	68.1%	10.6%	2.5%	2.5%	1.0%	1.5%	2.7%	0.0%	0.0%	0.5%	0.3%	0.3%	0.5%	0.0%	0.0%	8.7%	1.0%	0.0%	**400**
53			4:00	5:00	50	***50***	67.9%	10.5%	2.7%	2.4%	0.9%	1.5%	3.0%	0.0%	0.0%	0.6%	0.3%	0.3%	0.3%	0.0%	0.0%	8.7%	0.9%	0.0%	**350**
53			5:00	6:00	50	***50***	65.8%	10.3%	2.4%	2.4%	0.9%	1.5%	2.7%	0.6%	0.0%	0.6%	0.3%	0.3%	0.3%	0.0%	2.7%	8.6%	0.9%	0.0%	**350**
53			6:00	7:00	50	***50***	65.8%	10.2%	2.5%	2.3%	0.9%	1.4%	2.8%	0.5%	0.2%	0.6%	0.3%	0.3%	0.5%	0.0%	2.6%	8.4%	0.9%	0.0%	**650**
53			7:00	8:00	50	***44***	65.8%	10.2%	2.5%	2.3%	1.0%	1.4%	2.8%	0.5%	0.1%	0.6%	0.4%	0.2%	0.4%	0.0%	2.6%	8.4%	0.9%	0.0%	**1,700**
53			8:00	9:00	50	***35***	65.9%	10.2%	2.5%	2.3%	0.9%	1.4%	2.8%	0.5%	0.1%	0.6%	0.3%	0.2%	0.4%	0.0%	2.6%	8.4%	0.9%	0.0%	**2,950**
53			9:00	10:00	50	***38***	65.9%	10.2%	2.5%	2.3%	0.9%	1.4%	2.8%	0.5%	0.1%	0.6%	0.4%	0.2%	0.4%	0.0%	2.6%	8.4%	0.9%	0.0%	**2,600**
53			10:00	11:00	50	***38***	65.9%	10.2%	2.5%	2.3%	0.9%	1.4%	2.8%	0.5%	0.1%	0.6%	0.3%	0.2%	0.4%	0.0%	2.6%	8.4%	0.8%	0.0%	**2,600**
53			11:00	12:00	50	***38***	65.8%	10.2%	2.5%	2.3%	0.9%	1.4%	2.8%	0.5%	0.1%	0.6%	0.4%	0.2%	0.4%	0.0%	2.6%	8.4%	0.9%	0.0%	**2,550**
53			12:00	13:00	50	***41***	65.9%	10.2%	2.5%	2.3%	0.9%	1.4%	2.8%	0.5%	0.1%	0.6%	0.3%	0.2%	0.4%	0.0%	2.6%	8.4%	0.9%	0.0%	**2,150**
53			13:00	14:00	50	***42***	68.0%	10.5%	2.0%	1.8%	0.7%	1.0%	2.1%	0.5%	0.1%	0.6%	0.3%	0.2%	0.4%	0.0%	2.5%	8.7%	0.6%	0.0%	**2,050**
53			14:00	15:00	50	***40***	67.9%	10.5%	2.0%	1.7%	0.7%	1.1%	2.1%	0.5%	0.1%	0.6%	0.4%	0.2%	0.4%	0.0%	2.4%	8.7%	0.7%	0.0%	**2,250**
53			15:00	16:00	50	***40***	67.9%	10.5%	1.9%	1.8%	0.7%	1.1%	2.1%	0.5%	0.1%	0.6%	0.3%	0.2%	0.4%	0.0%	2.5%	8.7%	0.6%	0.0%	**2,400**
53			16:00	17:00	50	***39***	67.9%	10.5%	2.0%	1.7%	0.7%	1.1%	2.1%	0.5%	0.1%	0.6%	0.3%	0.2%	0.4%	0.0%	2.5%	8.7%	0.7%	0.0%	**2,450**
53			17:00	18:00	50	***38***	67.9%	10.5%	1.9%	1.8%	0.7%	1.1%	2.1%	0.5%	0.1%	0.6%	0.3%	0.2%	0.4%	0.0%	2.4%	8.7%	0.6%	0.0%	**2,650**
53			18:00	19:00	50	***38***	68.0%	10.5%	1.9%	1.8%	0.7%	1.0%	2.1%	0.5%	0.1%	0.6%	0.3%	0.2%	0.4%	0.0%	2.5%	8.7%	0.6%	0.0%	**2,700**
53			19:00	20:00	50	***39***	68.0%	10.5%	1.9%	1.7%	0.7%	1.0%	2.1%	0.5%	0.1%	0.6%	0.3%	0.2%	0.4%	0.0%	2.5%	8.7%	0.7%	0.0%	**2,400**
53			20:00	21:00	50	***43***	68.0%	10.6%	1.9%	1.7%	0.7%	1.0%	2.1%	0.5%	0.1%	0.6%	0.3%	0.2%	0.4%	0.0%	2.5%	8.7%	0.6%	0.0%	**1,900**
53			21:00	22:00	50	***46***	68.0%	10.5%	1.9%	1.7%	0.7%	1.1%	2.1%	0.5%	0.1%	0.6%	0.3%	0.2%	0.4%	0.0%	2.5%	8.7%	0.7%	0.0%	**1,500**
53			22:00	23:00	50	***46***	68.0%	10.5%	2.0%	1.8%	0.7%	1.0%	2.1%	0.5%	0.1%	0.6%	0.3%	0.2%	0.4%	0.0%	2.4%	8.7%	0.7%	0.0%	**1,500**
53			23:00	0:00	50	***47***	68.0%	10.5%	2.0%	1.7%	0.7%	1.1%	2.1%	0.5%	0.1%	0.6%	0.3%	0.3%	0.4%	0.0%	2.5%	8.7%	0.7%	0.0%	**1,200**
54	54	Tai Tau Leng Roundabout	0:00	1:00	50	***50***	65.7%	10.2%	2.8%	2.6%	0.9%	1.5%	3.0%	0.7%	0.2%	0.6%	0.4%	0.2%	0.4%	0.0%	1.7%	8.3%	0.9%	0.0%	**550**
54			1:00	2:00	50	***50***	67.2%	10.5%	2.9%	2.5%	1.1%	1.6%	3.1%	0.0%	0.0%	0.7%	0.5%	0.2%	0.5%	0.0%	0.0%	8.5%	0.9%	0.0%	**450**
54			2:00	3:00	50	***50***	67.3%	10.4%	3.0%	2.7%	0.9%	1.5%	3.3%	0.0%	0.0%	0.6%	0.3%	0.3%	0.3%	0.0%	0.0%	8.6%	0.9%	0.0%	**350**
54			3:00	4:00	50	***50***	67.3%	10.3%	2.9%	2.6%	1.1%	1.5%	2.9%	0.0%	0.0%	0.7%	0.4%	0.4%	0.4%	0.0%	0.0%	8.5%	1.1%	0.0%	**250**
54			4:00	5:00	50	***50***	67.6%	10.4%	2.7%	2.7%	0.9%	1.4%	3.2%	0.0%	0.0%	0.5%	0.5%	0.5%	0.5%	0.0%	0.0%	8.6%	0.9%	0.0%	**200**
54			5:00	6:00	50	***50***	65.5%	10.2%	2.7%	2.7%	0.9%	1.3%	3.1%	0.9%	0.0%	0.4%	0.4%	0.4%	0.4%	0.0%	1.8%	8.4%	0.9%	0.0%	**250**
54			6:00	7:00	50	***50***	65.8%	10.1%	2.8%	2.5%	0.9%	1.6%	3.0%	0.7%	0.0%	0.5%	0.5%	0.2%	0.5%	0.0%	1.8%	8.3%	0.9%	0.0%	**450**
54			7:00	8:00	50	***43***	65.6%	10.2%	2.7%	2.5%	1.0%	1.5%	3.0%	0.7%	0.1%	0.5%	0.4%	0.3%	0.4%	0.0%	1.8%	8.4%	1.0%	0.0%	**1,150**
54			8:00	9:00	50	***34***	65.6%	10.2%	2.8%	2.5%	1.0%	1.5%	3.0%	0.7%	0.1%	0.6%	0.4%	0.3%	0.4%	0.0%	1.8%	8.4%	1.0%	0.0%	**2,000**
54			9:00	10:00	50	***37***	65.6%	10.2%	2.8%	2.5%	1.0%	1.5%	3.1%	0.7%	0.1%	0.6%	0.4%	0.2%	0.4%	0.0%	1.7%	8.4%	0.9%	0.0%	**1,750**
54			10:00	11:00	50	***37***	65.6%	10.2%	2.8%	2.5%	1.0%	1.5%	3.0%	0.7%	0.1%	0.6%	0.3%	0.2%	0.4%	0.0%	1.8%	8.4%	0.9%	0.0%	**1,750**
54			11:00	12:00	50	***37***	65.6%	10.2%	2.8%	2.5%	1.0%	1.5%	3.0%	0.7%	0.1%	0.5%	0.4%	0.2%	0.4%	0.0%	1.8%	8.3%	1.0%	0.0%	**1,700**
54			12:00	13:00	50	***40***	65.6%	10.2%	2.8%	2.5%	1.0%	1.5%	3.0%	0.7%	0.1%	0.6%	0.4%	0.3%	0.4%	0.0%	1.7%	8.4%	0.9%	0.0%	**1,450**
54			13:00	14:00	50	***41***	66.7%	10.3%	2.3%	2.1%	0.9%	1.3%	2.5%	0.8%	0.2%	0.6%	0.4%	0.2%	0.4%	0.0%	2.1%	8.5%	0.8%	0.0%	**1,350**
54			14:00	15:00	50	***40***	66.8%	10.3%	2.3%	2.1%	0.9%	1.3%	2.5%	0.8%	0.1%	0.6%	0.3%	0.2%	0.4%	0.0%	2.1%	8.5%	0.8%	0.0%	**1,500**
54			15:00	16:00	50	***39***	66.8%	10.3%	2.3%	2.1%	0.9%	1.3%	2.6%	0.8%	0.1%	0.6%	0.3%	0.3%	0.4%	0.0%	2.1%	8.5%	0.8%	0.0%	**1,600**
54			16:00	17:00	50	***38***	66.8%	10.4%	2.3%	2.1%	0.9%	1.3%	2.5%	0.8%	0.1%	0.6%	0.4%	0.2%	0.4%	0.0%	2.1%	8.5%	0.8%	0.0%	**1,650**
54			17:00	18:00	50	***37***	66.9%	10.4%	2.3%	2.1%	0.9%	1.2%	2.5%	0.8%	0.1%	0.6%	0.3%	0.2%	0.4%	0.0%	2.1%	8.5%	0.8%	0.0%	**1,800**
54			18:00	19:00	50	***37***	66.8%	10.4%	2.3%	2.1%	0.9%	1.3%	2.5%	0.8%	0.1%	0.6%	0.3%	0.2%	0.4%	0.0%	2.1%	8.5%	0.8%	0.0%	**1,750**
54			19:00	20:00	50	***38***	66.8%	10.4%	2.3%	2.1%	0.9%	1.2%	2.5%	0.8%	0.1%	0.6%	0.4%	0.3%	0.4%	0.0%	2.1%	8.5%	0.7%	0.0%	**1,600**
54			20:00	21:00	50	***42***	67.0%	10.3%	2.3%	2.1%	0.9%	1.3%	2.5%	0.8%	0.1%	0.6%	0.3%	0.2%	0.4%	0.0%	2.1%	8.5%	0.8%	0.0%	**1,300**
54			21:00	22:00	50	***45***	66.8%	10.4%	2.3%	2.1%	0.9%	1.3%	2.5%	0.8%	0.1%	0.6%	0.3%	0.2%	0.4%	0.0%	2.1%	8.5%	0.8%	0.0%	**1,000**
54			22:00	23:00	50	***45***	66.8%	10.3%	2.2%	2.1%	0.8%	1.2%	2.5%	0.8%	0.1%	0.6%	0.3%	0.2%	0.4%	0.0%	2.1%	8.5%	0.8%	0.0%	**1,000**
54			23:00	0:00	50	***47***	66.8%	10.4%	2.3%	2.1%	0.9%	1.2%	2.6%	0.9%	0.1%	0.6%	0.4%	0.2%	0.4%	0.0%	2.1%	8.4%	0.7%	0.0%	**800**
55	55	Tai Tau Leng Roundabout	0:00	1:00	50	***49***	62.6%	9.7%	3.3%	3.0%	1.2%	1.8%	3.6%	0.4%	0.1%	0.5%	0.3%	0.2%	0.4%	0.0%	3.6%	8.0%	1.1%	0.0%	**1,000**
55			1:00	2:00	50	***50***	65.2%	10.1%	3.5%	3.1%	1.2%	1.9%	3.9%	0.0%	0.1%	0.6%	0.4%	0.3%	0.4%	0.0%	0.0%	8.3%	1.1%	0.0%	**800**
55			2:00	3:00	50	***50***	65.4%	10.1%	3.5%	3.2%	1.2%	1.8%	3.8%	0.0%	0.2%	0.5%	0.3%	0.2%	0.5%	0.0%	0.0%	8.3%	1.2%	0.0%	**600**
55			3:00	4:00	50	***50***	65.4%	10.0%	3.5%	3.1%	1.2%	1.8%	3.7%	0.0%	0.0%	0.6%	0.4%	0.2%	0.4%	0.0%	0.0%	8.4%	1.2%	0.0%	**500**
55			4:00	5:00	50	***50***	65.2%	10.2%	3.5%	3.2%	1.2%	2.0%	3.7%	0.0%	0.0%	0.5%	0.3%	0.3%	0.5%	0.0%	0.0%	8.2%	1.2%	0.0%	**400**
55			5:00	6:00	50	***50***	62.4%	9.6%	3.4%	3.1%	1.2%	1.9%	3.6%	0.5%	0.0%	0.5%	0.2%	0.2%	0.5%	0.0%	3.6%	8.0%	1.2%	0.0%	**400**
55			6:00	7:00	50	***50***	62.8%	9.7%	3.3%	3.0%	1.1%	1.8%	3.7%	0.4%	0.1%	0.5%	0.4%	0.3%	0.4%	0.0%	3.7%	7.9%	1.1%	0.0%	**800**
55			7:00	8:00	50	***41***	62.6%	9.7%	3.3%	3.0%	1.2%	1.8%	3.6%	0.4%	0.1%	0.5%	0.3%	0.2%	0.4%	0.0%	3.7%	8.0%	1.1%	0.0%	**2,050**
55			8:00	9:00	50	***31***	62.6%	9.7%	3.3%	3.0%	1.2%	1.8%	3.7%	0.4%	0.1%	0.6%	0.3%	0.2%	0.4%	0.0%	3.7%	8.0%	1.1%	0.0%	**3,500**
55			9:00	10:00	50	***33***	62.6%	9.7%	3.3%	3.0%	1.2%	1.8%	3.7%	0.4%	0.1%	0.5%	0.3%	0.2%	0.4%	0.0%	3.7%	8.0%	1.1%	0.0%	**3,150**
55			10:00	11:00	50	***33***	62.6%	9.7%	3.3%	3.0%	1.2%	1.8%	3.6%	0.4%	0.1%	0.5%	0.3%	0.2%	0.4%	0.0%	3.7%	8.0%	1.1%	0.0%	**3,200**
55			11:00	12:00	50	***33***	62.6%	9.7%	3.3%	3.0%	1.2%	1.8%	3.7%	0.4%	0.1%	0.6%	0.3%	0.2%	0.4%	0.0%	3.7%	8.0%	1.1%	0.0%	**3,100**
55			12:00	13:00	50	***37***	62.6%	9.7%	3.3%	3.0%	1.2%	1.8%	3.6%	0.4%	0.1%	0.5%	0.3%	0.2%	0.4%	0.0%	3.7%	8.0%	1.1%	0.0%	**2,650**
55			13:00	14:00	50	***37***	61.7%	9.6%	3.5%	3.2%	1.3%	1.9%	3.9%	0.4%	0.1%	0.6%	0.3%	0.2%	0.4%	0.0%	4.1%	7.9%	1.2%	0.0%	**2,500**
55			14:00	15:00	50	***36***	61.7%	9.6%	3.5%	3.2%	1.3%	1.9%	3.9%	0.4%	0.1%	0.5%	0.3%	0.2%	0.4%	0.0%	4.1%	7.9%	1.2%	0.0%	**2,750**
55			15:00	16:00	50	***34***	61.7%	9.6%	3.5%	3.2%	1.3%	1.9%	3.9%	0.4%	0.1%	0.6%	0.3%	0.2%	0.4%	0.0%	4.1%	7.9%	1.2%	0.0%	**2,900**
55			16:00	17:00	50	***34***	61.7%	9.5%	3.5%	3.2%	1.3%	1.9%	3.9%	0.4%	0.1%	0.6%	0.3%	0.2%	0.4%	0.0%	4.1%	7.9%	1.2%	0.0%	**3,000**
55			17:00	18:00	50	***32***	61.7%	9.6%	3.5%	3.2%	1.3%	1.9%	3.9%	0.4%	0.1%	0.6%	0.3%	0.2%	0.4%	0.0%	4.1%	7.9%	1.2%	0.0%	**3,250**
55			18:00	19:00	50	***31***	61.7%	9.6%	3.5%	3.2%	1.3%	1.9%	3.8%	0.4%	0.1%	0.6%	0.3%	0.2%	0.4%	0.0%	4.1%	7.9%	1.2%	0.0%	**3,400**
55			19:00	20:00	50	***34***	61.7%	9.6%	3.5%	3.2%	1.3%	1.9%	3.8%	0.4%	0.1%	0.6%	0.3%	0.2%	0.4%	0.0%	4.1%	7.9%	1.2%	0.0%	**2,950**
55			20:00	21:00	50	***39***	61.7%	9.6%	3.5%	3.2%	1.3%	1.9%	3.9%	0.4%	0.1%	0.6%	0.3%	0.2%	0.4%	0.0%	4.1%	7.9%	1.2%	0.0%	**2,350**
55			21:00	22:00	50	***42***	61.7%	9.6%	3.5%	3.2%	1.3%	1.9%	3.8%	0.4%	0.1%	0.6%	0.3%	0.2%	0.4%	0.0%	4.1%	7.9%	1.2%	0.0%	**1,850**
55			22:00	23:00	50	***43***	61.7%	9.6%	3.5%	3.2%	1.3%	1.9%	3.8%	0.4%	0.1%	0.6%	0.3%	0.2%	0.4%	0.0%	4.1%	7.9%	1.2%	0.0%	**1,800**
55			23:00	0:00	50	***45***	61.7%	9.6%	3.5%	3.2%	1.3%	1.9%	3.8%	0.4%	0.1%	0.5%	0.3%	0.2%	0.4%	0.0%	4.1%	7.9%	1.2%	0.0%	**1,500**

2036 Operation	Link ID	Road Section	1-hour interval Start	1-hour interval End	Speed Limit (km/hr)	Travel Speed (km/hr)	Vehicle Composition PC	TAXI	LGV3	LGV4	LGV6	HGV7	HGV8	PLB	PV4	PV5	NFB6	NFB7	NFB8	FBSD	FBDD	MC	HGV9	NFB9	Traffic Flows (veh/hr)
56	56	Tai Tau Leng Roundabout	0:00	1:00	50	50	72.0%	11.1%	1.5%	1.3%	0.5%	0.8%	1.5%	0.0%	0.0%	0.5%	0.3%	0.3%	0.5%	0.0%	0.0%	9.3%	0.5%	0.0%	400
56			1:00	2:00	50	50	71.6%	11.2%	1.5%	1.2%	0.6%	0.9%	1.5%	0.0%	0.0%	0.6%	0.3%	0.3%	0.6%	0.0%	0.0%	9.1%	0.6%	0.0%	350
56			2:00	3:00	50	50	71.6%	11.2%	1.6%	1.2%	0.4%	0.8%	1.6%	0.0%	0.0%	0.8%	0.4%	0.4%	0.4%	0.0%	0.0%	9.2%	0.4%	0.0%	250
56			3:00	4:00	50	50	71.3%	10.9%	1.5%	1.5%	0.5%	1.0%	1.5%	0.0%	0.0%	0.5%	0.5%	0.5%	0.5%	0.0%	0.0%	9.4%	0.5%	0.0%	200
56			4:00	5:00	50	50	72.4%	11.0%	1.2%	1.2%	0.6%	0.6%	1.2%	0.0%	0.0%	0.6%	0.6%	0.0%	0.6%	0.0%	0.0%	9.2%	0.6%	0.0%	150
56			5:00	6:00	50	50	72.2%	11.1%	1.2%	1.2%	0.6%	0.6%	1.2%	0.0%	0.0%	0.6%	0.6%	0.0%	0.6%	0.0%	0.0%	9.3%	0.6%	0.0%	150
56			6:00	7:00	50	50	71.5%	11.1%	1.6%	1.3%	0.6%	1.0%	1.6%	0.0%	0.0%	0.6%	0.3%	0.3%	0.6%	0.0%	0.0%	9.2%	0.3%	0.0%	300
56			7:00	8:00	50	48	71.6%	11.2%	1.5%	1.4%	0.5%	0.9%	1.6%	0.0%	0.1%	0.6%	0.4%	0.3%	0.5%	0.0%	0.0%	9.2%	0.5%	0.0%	800
56			8:00	9:00	50	41	71.7%	11.1%	1.4%	1.3%	0.6%	0.8%	1.6%	0.0%	0.1%	0.6%	0.3%	0.3%	0.5%	0.0%	0.0%	9.2%	0.5%	0.0%	1,450
56			9:00	10:00	50	43	71.7%	11.1%	1.4%	1.3%	0.6%	0.8%	1.6%	0.0%	0.1%	0.6%	0.3%	0.2%	0.5%	0.0%	0.0%	9.2%	0.5%	0.0%	1,250
56			10:00	11:00	50	43	71.7%	11.2%	1.4%	1.3%	0.6%	0.8%	1.6%	0.0%	0.1%	0.6%	0.3%	0.2%	0.5%	0.0%	0.0%	9.2%	0.5%	0.0%	1,250
56			11:00	12:00	50	43	71.7%	11.2%	1.4%	1.3%	0.6%	0.8%	1.6%	0.0%	0.1%	0.6%	0.3%	0.3%	0.5%	0.0%	0.0%	9.2%	0.5%	0.0%	1,200
56			12:00	13:00	50	45	71.7%	11.1%	1.4%	1.3%	0.6%	0.9%	1.5%	0.0%	0.1%	0.6%	0.4%	0.3%	0.5%	0.0%	0.0%	9.2%	0.5%	0.0%	1,050
56			13:00	14:00	50	46	74.5%	11.5%	0.6%	0.6%	0.2%	0.3%	0.7%	0.0%	0.1%	0.7%	0.4%	0.2%	0.5%	0.0%	0.0%	9.5%	0.2%	0.0%	1,000
56			14:00	15:00	50	45	74.5%	11.5%	0.6%	0.6%	0.3%	0.4%	0.7%	0.0%	0.1%	0.7%	0.4%	0.3%	0.5%	0.0%	0.0%	9.5%	0.2%	0.0%	1,100
56			15:00	16:00	50	45	74.4%	11.6%	0.5%	0.5%	0.3%	0.4%	0.7%	0.0%	0.1%	0.7%	0.4%	0.3%	0.5%	0.0%	0.0%	9.5%	0.2%	0.0%	1,150
56			16:00	17:00	50	44	74.4%	11.5%	0.6%	0.6%	0.3%	0.3%	0.7%	0.0%	0.1%	0.8%	0.4%	0.3%	0.5%	0.0%	0.0%	9.4%	0.3%	0.0%	1,200
56			17:00	18:00	50	43	74.6%	11.6%	0.6%	0.6%	0.2%	0.3%	0.6%	0.0%	0.1%	0.7%	0.4%	0.2%	0.5%	0.0%	0.0%	9.5%	0.2%	0.0%	1,300
56			18:00	19:00	50	44	74.5%	11.5%	0.6%	0.6%	0.2%	0.3%	0.7%	0.0%	0.1%	0.7%	0.4%	0.2%	0.5%	0.0%	0.0%	9.4%	0.2%	0.0%	1,250
56			19:00	20:00	50	44	74.4%	11.6%	0.6%	0.6%	0.3%	0.3%	0.7%	0.0%	0.1%	0.7%	0.4%	0.3%	0.5%	0.0%	0.0%	9.4%	0.2%	0.0%	1,150
56			20:00	21:00	50	47	74.6%	11.5%	0.5%	0.5%	0.2%	0.3%	0.7%	0.0%	0.1%	0.8%	0.4%	0.2%	0.4%	0.0%	0.0%	9.5%	0.2%	0.0%	900
56			21:00	22:00	50	49	74.6%	11.5%	0.6%	0.6%	0.3%	0.3%	0.7%	0.0%	0.1%	0.7%	0.4%	0.3%	0.6%	0.0%	0.0%	9.4%	0.1%	0.0%	700
56			22:00	23:00	50	49	74.5%	11.5%	0.6%	0.6%	0.3%	0.3%	0.7%	0.0%	0.1%	0.7%	0.4%	0.3%	0.4%	0.0%	0.0%	9.4%	0.1%	0.0%	700
56			23:00	0:00	50	50	74.8%	11.6%	0.5%	0.5%	0.2%	0.3%	0.7%	0.0%	0.0%	0.7%	0.3%	0.2%	0.5%	0.0%	0.0%	9.5%	0.2%	0.0%	600
57	57	Tai Tau Leng Roundabout	0:00	1:00	50	50	66.3%	10.3%	2.5%	2.3%	0.9%	1.4%	2.7%	0.5%	0.1%	0.6%	0.3%	0.2%	0.5%	0.0%	2.2%	8.4%	0.9%	0.0%	900
57			1:00	2:00	50	50	68.1%	10.5%	2.6%	2.4%	1.0%	1.4%	2.9%	0.0%	0.1%	0.6%	0.3%	0.3%	0.4%	0.0%	0.0%	8.7%	0.8%	0.0%	700
57			2:00	3:00	50	50	68.0%	10.7%	2.6%	2.4%	0.9%	1.5%	2.8%	0.0%	0.2%	0.6%	0.4%	0.2%	0.4%	0.0%	0.0%	8.6%	0.9%	0.0%	550
57			3:00	4:00	50	50	68.3%	10.7%	2.5%	2.3%	0.9%	1.4%	2.7%	0.0%	0.0%	0.7%	0.2%	0.2%	0.5%	0.0%	0.0%	8.7%	0.9%	0.0%	450
57			4:00	5:00	50	50	68.3%	10.6%	2.5%	2.5%	0.8%	1.4%	2.8%	0.0%	0.0%	0.6%	0.3%	0.3%	0.6%	0.0%	0.0%	8.6%	0.8%	0.0%	350
57			5:00	6:00	50	50	66.4%	10.4%	2.5%	2.2%	0.8%	1.4%	2.7%	0.6%	0.0%	0.6%	0.3%	0.3%	0.6%	0.0%	2.2%	8.5%	0.8%	0.0%	350
57			6:00	7:00	50	50	66.1%	10.3%	2.5%	2.3%	0.9%	1.4%	2.8%	0.4%	0.1%	0.6%	0.3%	0.3%	0.4%	0.0%	2.3%	8.5%	0.9%	0.0%	700
57			7:00	8:00	50	43	66.3%	10.3%	2.5%	2.3%	0.9%	1.4%	2.8%	0.4%	0.1%	0.6%	0.3%	0.2%	0.4%	0.0%	2.2%	8.5%	0.8%	0.0%	1,850
57			8:00	9:00	50	35	66.2%	10.3%	2.5%	2.3%	0.9%	1.4%	2.8%	0.5%	0.1%	0.6%	0.3%	0.2%	0.4%	0.0%	2.2%	8.4%	0.9%	0.0%	3,050
57			9:00	10:00	50	36	66.3%	10.3%	2.5%	2.3%	0.9%	1.4%	2.8%	0.5%	0.1%	0.6%	0.3%	0.2%	0.4%	0.0%	2.2%	8.4%	0.9%	0.0%	2,800
57			10:00	11:00	50	36	66.3%	10.3%	2.5%	2.3%	0.9%	1.4%	2.8%	0.5%	0.1%	0.6%	0.3%	0.3%	0.4%	0.0%	2.2%	8.4%	0.9%	0.0%	2,800
57			11:00	12:00	50	37	66.2%	10.3%	2.5%	2.3%	0.9%	1.4%	2.8%	0.5%	0.1%	0.6%	0.3%	0.2%	0.4%	0.0%	2.2%	8.4%	0.8%	0.0%	2,750
57			12:00	13:00	50	40	66.2%	10.3%	2.5%	2.3%	0.9%	1.4%	2.8%	0.5%	0.1%	0.6%	0.3%	0.2%	0.4%	0.0%	2.2%	8.5%	0.9%	0.0%	2,350
57			13:00	14:00	50	41	68.6%	10.6%	2.0%	1.7%	0.7%	1.0%	2.1%	0.5%	0.1%	0.6%	0.4%	0.2%	0.4%	0.0%	1.8%	8.7%	0.6%	0.0%	2,200
57			14:00	15:00	50	39	68.6%	10.6%	1.9%	1.7%	0.7%	1.1%	2.1%	0.5%	0.1%	0.6%	0.4%	0.3%	0.4%	0.0%	1.8%	8.8%	0.7%	0.0%	2,450
57			15:00	16:00	50	38	68.5%	10.7%	1.9%	1.7%	0.7%	1.1%	2.1%	0.5%	0.1%	0.6%	0.4%	0.2%	0.4%	0.0%	1.8%	8.8%	0.7%	0.0%	2,600
57			16:00	17:00	50	38	68.6%	10.7%	1.9%	1.7%	0.7%	1.1%	2.1%	0.5%	0.1%	0.6%	0.4%	0.2%	0.4%	0.0%	1.8%	8.7%	0.6%	0.0%	2,650
57			17:00	18:00	50	36	68.5%	10.6%	1.9%	1.7%	0.7%	1.0%	2.1%	0.5%	0.1%	0.6%	0.4%	0.2%	0.4%	0.0%	1.8%	8.8%	0.7%	0.0%	2,900
57			18:00	19:00	50	35	68.6%	10.7%	1.9%	1.7%	0.7%	1.1%	2.1%	0.5%	0.1%	0.6%	0.4%	0.2%	0.4%	0.0%	1.8%	8.8%	0.7%	0.0%	3,050
57			19:00	20:00	50	38	68.6%	10.7%	2.0%	1.7%	0.7%	1.0%	2.1%	0.5%	0.1%	0.6%	0.3%	0.2%	0.4%	0.0%	1.8%	8.7%	0.7%	0.0%	2,600
57			20:00	21:00	50	42	68.6%	10.6%	1.9%	1.7%	0.7%	1.1%	2.1%	0.4%	0.1%	0.6%	0.3%	0.2%	0.4%	0.0%	1.8%	8.7%	0.6%	0.0%	2,050
57			21:00	22:00	50	45	68.5%	10.7%	1.9%	1.7%	0.7%	1.1%	2.1%	0.4%	0.1%	0.6%	0.4%	0.3%	0.4%	0.0%	1.8%	8.7%	0.7%	0.0%	1,650
57			22:00	23:00	50	45	68.5%	10.6%	1.9%	1.8%	0.7%	1.1%	2.1%	0.4%	0.1%	0.6%	0.4%	0.3%	0.4%	0.0%	1.8%	8.8%	0.6%	0.0%	1,600
57			23:00	0:00	50	47	68.5%	10.6%	2.0%	1.7%	0.7%	1.1%	2.1%	0.5%	0.1%	0.6%	0.4%	0.2%	0.5%	0.0%	1.7%	8.8%	0.6%	0.0%	1,350
58	58	Tai Tau Leng Roundabout	0:00	1:00	50	50	65.7%	10.2%	1.9%	1.7%	0.7%	1.2%	2.1%	1.0%	0.0%	0.7%	0.2%	0.2%	0.5%	0.0%	4.7%	8.5%	0.7%	0.0%	400
58			1:00	2:00	50	50	69.5%	11.0%	2.1%	1.8%	0.9%	1.2%	2.4%	0.0%	0.0%	0.6%	0.3%	0.3%	0.6%	0.0%	0.0%	8.9%	0.6%	0.0%	350
58			2:00	3:00	50	50	69.4%	10.6%	2.0%	2.0%	0.8%	1.2%	2.4%	0.0%	0.0%	0.8%	0.4%	0.4%	0.4%	0.0%	0.0%	9.0%	0.8%	0.0%	250
58			3:00	4:00	50	50	70.1%	10.8%	2.0%	2.0%	1.0%	1.0%	2.5%	0.0%	0.0%	0.5%	0.5%	0.0%	0.5%	0.0%	0.0%	8.8%	0.5%	0.0%	200
58			4:00	5:00	50	50	69.8%	10.7%	2.4%	1.8%	0.6%	1.2%	2.4%	0.0%	0.0%	0.6%	0.6%	0.0%	0.6%	0.0%	0.0%	8.9%	0.6%	0.0%	150
58			5:00	6:00	50	50	65.5%	10.2%	2.3%	1.7%	0.6%	1.1%	2.3%	1.1%	0.0%	0.6%	0.6%	0.0%	0.6%	0.0%	4.5%	8.5%	0.6%	0.0%	200
58			6:00	7:00	50	50	65.7%	10.3%	2.1%	1.8%	0.6%	1.2%	2.4%	0.9%	0.0%	0.6%	0.3%	0.3%	0.3%	0.0%	4.7%	8.5%	0.6%	0.0%	350
58			7:00	8:00	50	46	65.5%	10.2%	2.0%	1.8%	0.7%	1.1%	2.1%	1.0%	0.1%	0.7%	0.3%	0.2%	0.5%	0.0%	4.7%	8.4%	0.7%	0.0%	900
58			8:00	9:00	50	40	65.6%	10.2%	2.0%	1.8%	0.7%	1.1%	2.2%	1.0%	0.1%	0.6%	0.4%	0.2%	0.4%	0.0%	4.7%	8.4%	0.6%	0.0%	1,400
58			9:00	10:00	50	41	65.6%	10.2%	2.0%	1.8%	0.7%	1.1%	2.1%	1.0%	0.1%	0.7%	0.4%	0.2%	0.4%	0.0%	4.7%	8.4%	0.7%	0.0%	1,350
58			10:00	11:00	50	41	65.5%	10.2%	2.0%	1.8%	0.7%	1.1%	2.2%	1.0%	0.1%	0.7%	0.4%	0.2%	0.4%	0.0%	4.8%	8.4%	0.7%	0.0%	1,350
58			11:00	12:00	50	41	65.6%	10.2%	2.0%	1.7%	0.7%	1.1%	2.1%	1.0%	0.1%	0.6%	0.4%	0.2%	0.5%	0.0%	4.8%	8.4%	0.7%	0.0%	1,300
58			12:00	13:00	50	43	65.6%	10.2%	1.9%	1.8%	0.7%	1.2%	2.1%	1.0%	0.1%	0.6%	0.4%	0.2%	0.4%	0.0%	4.8%	8.4%	0.7%	0.0%	1,150
58			13:00	14:00	50	44	68.3%	10.6%	1.4%	1.4%	0.6%	0.8%	1.6%	0.9%	0.1%	0.6%	0.3%	0.3%	0.5%	0.0%	3.6%	8.8%	0.5%	0.0%	1,050
58			14:00	15:00	50	43	68.4%	10.6%	1.4%	1.4%	0.5%	0.8%	1.6%	0.9%	0.1%	0.6%	0.3%	0.3%	0.4%	0.0%	3.5%	8.8%	0.5%	0.0%	1,200
58			15:00	16:00	50	43	68.4%	10.6%	1.4%	1.4%	0.5%	0.8%	1.6%	0.9%	0.1%	0.6%	0.3%	0.2%	0.5%	0.0%	3.5%	8.8%	0.5%	0.0%	1,250
58			16:00	17:00	50	42	68.3%	10.6%	1.4%	1.4%	0.5%	0.8%	1.6%	0.9%	0.1%	0.6%	0.3%	0.2%	0.5%	0.0%	3.5%	8.8%	0.5%	0.0%	1,300
58			17:00	18:00	50	41	68.3%	10.6%	1.4%	1.4%	0.5%	0.8%	1.6%	0.9%	0.1%	0.6%	0.4%	0.3%	0.4%	0.0%	3.5%	8.8%	0.5%	0.0%	1,400
58			18:00	19:00	50	39	68.4%	10.6%	1.4%	1.4%	0.5%	0.8%	1.6%	0.9%	0.1%	0.6%	0.3%	0.3%	0.5%	0.0%	3.5%	8.8%	0.5%	0.0%	1,550
58			19:00	20:00	50	42	68.4%	10.6%	1.3%	1.3%	0.6%	0.8%	1.6%	1.0%	0.1%	0.6%	0.3%	0.2%	0.5%	0.0%	3.6%	8.8%	0.5%	0.0%	1,250
58			20:00	21:00	50	45	68.3%	10.6%	1.4%	1.4%	0.5%	0.8%	1.6%	0.9%	0.1%	0.6%	0.3%	0.3%	0.5%	0.0%	3.5%	8.8%	0.5%	0.0%	1,000
58			21:00	22:00	50	47	68.2%	10.6%	1.4%	1.4%	0.5%	0.8%	1.5%	0.9%	0.1%	0.6%	0.4%	0.3%	0.5%	0.0%	3.6%	8.8%	0.5%	0.0%	800
58			22:00	23:00	50	48	68.1%	10.6%	1.4%	1.4%	0.5%	0.8%	1.6%	0.9%	0.1%	0.7%	0.4%	0.3%	0.5%	0.0%	3.5%	8.8%	0.5%	0.0%	800
58			23:00	0:00	50	49	68.4%	10.6%	1.4%	1.4%	0.5%	0.8%	1.6%	0.9%	0.0%	0.6%	0.3%	0.3%	0.5%	0.0%	3.4%	8.8%	0.5%	0.0%	650
60	60	Po Shek Wu Road Flyover	0:00	1:00	50	50	56.0%	8.6%	4.5%	4.1%	1.5%	2.2%	4.9%	0.0%	0.0%	0.4%	0.4%	0.4%	0.4%	0.0%	8.2%	7.1%	1.5%	0.0%	250
60			1:00	2:00	50	50	61.1%	9.6%	4.8%	4.3%	1.9%	2.4%	5.3%	0.0%	0.0%	0.5%	0.5%	0.0%	0.5%	0.0%	0.0%	7.7%	1.4%	0.0%	200
60			2:00	3:00	50	50	60.4%	9.4%	5.0%	4.4%	1.9%	2.5%	5.0%	0.0%	0.0%	0.6%	0.6%	0.0%	0.6%	0.0%	0.0%	7.6%	1.9%	0.0%	150
60			3:00	4:00	50	50	61.1%	9.5%	4.8%	4.8%	1.6%	2.4%	5.6%	0.0%	0.0%	0.8%	0.0%	0.0%	0.0%	0.0%	0.0%	7.9%	1.6%	0.0%	150
60			4:00	5:00	50	50	61.0%	9.5%	4.8%	4.8%	1.9%	2.9%	4.8%	0.0%	0.0%	1.0%	0.0%	0.0%	0.0%	0.0%	0.0%	7.6%	1.9%	0.0%	100
60			5:00	6:00	50	50	56.3%	8.9%	4.5%	3.6%	1.8%	2.7%	4.5%	0.0%	0.0%	0.9%	0.0%	0.0%	0.0%	0.0%	8.0%	7.1%	1.8%	0.0%	100
60			6:00	7:00	50	50	56.0%	8.8%	4.6%	4.2%	1.4%	2.3%	5.1%	0.0%	0.0%	0.5%	0.5%	0.0%	0.5%	0.0%	7.9%	6.9%	1.4%	0.0%	200
60			7:00	8:00	50	50	56.0%	8.6%	4.5%	3.9%	1.6%	2.5%	4.8%	0.0%	0.2%	0.5%	0.4%	0.2%	0.4%	0.0%	8.0%	7.1%	1.4%	0.0%	550
60			8:00	9:00	50	45	56.0%	8.6%	4.4%	4.0%	1.6%	2.4%	4.8%	0.0%	0.1%	0.5%	0.3%	0.2%	0.3%	0.0%	8.1%	7.1%	1.5%	0.0%	950
60			9:00	10:00	50	46	55.9%	8.6%	4.4%	4.0%	1.6%	2.4%	4.8%	0.0%	0.1%	0.6%	0.4%	0.2%	0.4%	0.0%	8.1%	7.1%	1.5%	0.0%	850
60			10:00	11:00	50	46	56.0%	8.6%	4.4%	3.9%	1.6%	2.4%	4.7%	0.0%	0.1%	0.6%	0.4%	0.2%	0.4%	0.0%	8.1%	7.2%	1.5%	0.0%	850
60			11:00	12:00	50	47	56.0%	8.6%	4.4%	3.9%	1.6%	2.4%	4.9%	0.0%	0.1%	0.5%	0.4%	0.2%	0.4%	0.0%	8.1%	7.2%	1.4%	0.0%	850
60			12:00	13:00	50	48	55.9%	8.7%	4.5%	4.0%	1.5%	2.4%	4.7%	0.0%	0.1%	0.6%	0.3%	0.3%	0.3%	0.0%	8.1%	7.1%	1.5%	0.0%	700
60			13:00	14:00	50	49	58.1%	9.0%	3.6%	3.4%	1.3%	1.9%	4.2%	0.0%	0.2%	0.6%	0.3%	0.2%	0.3%	0.0%	8.4%	7.4%	1.2%	0.0%	700
60			14:00	15:00	50	48	58.1%	9.0%	3.6%	3.4%	1.3%	2.0%	4.0%	0.0%	0.1%	0.5%	0.3%	0.3%	0.3%	0.0%	8.4%	7.5%	1.2%	0.0%	750
60			15:00	16:00	50	47	57.8%	9.0%	3.7%	3.4%	1.3%	2.0%	4.0%	0.0%	0.1%	0.5%	0.4%	0.3%	0.4%	0.0%	8.5%	7.5%	1.3%	0.0%	800
60			16:00	17:00	50	47	57.9%	8.9%	3.7%	3.4%	1.4%	2.0%	4.0%	0.0%	0.1%	0.5%	0.4%	0.2%	0.4%	0.0%	8.5%	7.5%	1.2%	0.0%	800
60			17:00	18:00	50	46	58.0%	9.0%	3.6%	3.4%	1.4%	1.9%	4.0%	0.0%	0.1%	0.6%	0.3%	0.2%	0.3%	0.0%	8.4%	7.5%	1.3%	0.0%	900
60			18:00	19:00	50	46	58.0%	9.0%	3.6%	3.4%	1.3%	2.0%	4.1%	0.0%	0.1%	0.6%	0.3%	0.2%	0.3%	0.0%	8.5%	7.5%	1.2%	0.0%	900
60			19:00	20:00	50	47	57.9%	9.0%	3.6%	3.4%	1.4%	2.0%	4.0%	0.0%	0.1%	0.5%	0.4%	0.3%	0.4%	0.0%	8.5%	7.5%	1.3%	0.0%	800
60			20:00	21:00	50	49	58.0%	9.0%	3.6%	3.5%	1.3%	2.1%	4.0%	0.0%	0.2%	0.5%	0.3%	0.2%	0.3%	0.0%	8.5%	7.4%	1.3%	0.0%	650
60			21:00	22:00	50	50	57.7%	9.0%	3.6%	3.4%	1.4%	2.0%	4.0%	0.0%	0.2%	0.6%	0.4%	0.2%	0.4%	0.0%	8.4%	7.4%	1.2%	0.0%	500
60			22:00	23:00	50	50	57.6%	9.0%	3.7%	3.5%	1.2%	2.0%	4.1%	0.0%	0.2%	0.6%	0.4%	0.2%	0.4%	0.0%	8.4%	7.5%	1.2%	0.0%	500
60			23:00	0:00	50	50	58.3%	8.9%	3.7%	3.5%	1.2%	2.0%	4.0%	0.0%	0.0%	0.5%	0.3%	0.3%	0.3%	0.0%	8.4%	7.4%	1.2%	0.0%	400

2044 Operation	Link ID	Road Section	1-hour interval Start	1-hour interval End	Speed Limit (km/hr)	Travel Speed (km/hr)	Vehicle Composition PC	TAXI	LGV3	LGV4	LGV6	HGV7	HGV8	PLB	PV4	PV5	NFB6	NFB7	NFB8	FBSD	FBDD	MC	HGV9	NFB9	Traffic Flows (veh/hr)
01/02	01/02	Fan Kam Road	0:00	1:00	50	***48***	66.8%	10.6%	2.7%	2.0%	0.7%	1.3%	2.7%	1.7%	0.0%	0.7%	0.3%	0.3%	0.7%	0.0%	0.7%	8.3%	0.7%	0.0%	**300**
01/02			1:00	2:00	50	***48***	68.7%	10.5%	2.4%	2.4%	0.8%	1.6%	2.8%	0.0%	0.0%	0.8%	0.0%	0.0%	0.8%	0.0%	0.0%	8.4%	0.8%	0.0%	**250**
01/02			2:00	3:00	50	***49***	69.3%	10.7%	2.2%	2.2%	1.1%	1.1%	2.2%	0.0%	0.0%	0.6%	0.0%	0.0%	0.6%	0.0%	0.0%	9.1%	1.1%	0.0%	**200**
01/02			3:00	4:00	50	***49***	68.8%	10.5%	2.6%	2.6%	1.3%	1.3%	2.6%	0.0%	0.0%	0.0%	0.0%	0.0%	0.0%	0.0%	0.0%	8.8%	1.3%	0.0%	**150**
01/02			4:00	5:00	50	***49***	69.1%	10.6%	3.3%	1.6%	1.6%	1.6%	3.3%	0.0%	0.0%	0.0%	0.0%	0.0%	0.0%	0.0%	0.0%	8.9%	0.0%	0.0%	**100**
01/02			5:00	6:00	50	***49***	68.9%	10.7%	2.4%	1.6%	0.8%	1.6%	3.3%	1.6%	0.0%	0.0%	0.0%	0.0%	0.0%	0.0%	0.0%	9.0%	0.0%	0.0%	**100**
01/02			6:00	7:00	50	***48***	66.3%	10.2%	2.4%	2.4%	0.8%	1.6%	2.4%	2.0%	0.0%	0.8%	0.0%	0.0%	0.8%	0.0%	0.8%	8.6%	0.8%	0.0%	**250**
01/02			7:00	8:00	50	***46***	66.6%	10.2%	2.4%	2.2%	0.8%	1.3%	2.5%	1.7%	0.3%	0.6%	0.3%	0.3%	0.6%	0.0%	0.6%	8.4%	1.0%	0.0%	**650**
01/02			8:00	9:00	50	***40***	66.8%	10.3%	2.5%	2.2%	0.8%	1.3%	2.7%	1.6%	0.2%	0.5%	0.3%	0.3%	0.5%	0.0%	0.6%	8.5%	0.8%	0.0%	**950**
01/02			9:00	10:00	50	***40***	66.7%	10.4%	2.4%	2.2%	0.8%	1.3%	2.6%	1.8%	0.2%	0.5%	0.3%	0.3%	0.5%	0.0%	0.6%	8.5%	0.8%	0.0%	**950**
01/02			10:00	11:00	50	***40***	66.9%	10.3%	2.4%	2.2%	0.8%	1.3%	2.6%	1.7%	0.2%	0.5%	0.3%	0.3%	0.5%	0.0%	0.6%	8.5%	0.8%	0.0%	**950**
01/02			11:00	12:00	50	***41***	66.8%	10.4%	2.4%	2.1%	0.8%	1.3%	2.7%	1.7%	0.2%	0.4%	0.3%	0.3%	0.4%	0.0%	0.6%	8.5%	0.8%	0.0%	**950**
01/02			12:00	13:00	50	***43***	66.8%	10.3%	2.4%	2.1%	0.7%	1.4%	2.7%	1.8%	0.3%	0.5%	0.3%	0.3%	0.5%	0.0%	0.6%	8.6%	0.9%	0.0%	**800**
01/02			13:00	14:00	50	***44***	64.8%	10.1%	3.0%	2.9%	1.0%	1.7%	3.3%	1.4%	0.3%	0.5%	0.4%	0.3%	0.5%	0.0%	0.5%	8.1%	1.0%	0.0%	**750**
01/02			14:00	15:00	50	***42***	64.8%	10.1%	3.1%	2.8%	1.2%	1.5%	3.2%	1.4%	0.2%	0.6%	0.4%	0.2%	0.5%	0.0%	0.6%	8.2%	1.1%	0.0%	**850**
01/02			15:00	16:00	50	***41***	64.8%	10.0%	3.0%	2.9%	1.1%	1.7%	3.3%	1.5%	0.2%	0.6%	0.3%	0.2%	0.4%	0.0%	0.6%	8.2%	1.0%	0.0%	**850**
01/02			16:00	17:00	50	***41***	65.0%	10.1%	3.1%	2.8%	1.1%	1.6%	3.4%	1.4%	0.2%	0.5%	0.3%	0.2%	0.4%	0.0%	0.5%	8.2%	1.0%	0.0%	**950**
01/02			17:00	18:00	50	***39***	65.1%	10.1%	3.0%	2.8%	1.1%	1.7%	3.3%	1.5%	0.2%	0.5%	0.3%	0.2%	0.4%	0.0%	0.5%	8.2%	0.9%	0.0%	**950**
01/02			18:00	19:00	50	***37***	64.7%	10.0%	3.1%	2.9%	1.2%	1.7%	3.4%	1.4%	0.2%	0.5%	0.4%	0.3%	0.4%	0.0%	0.5%	8.2%	1.1%	0.0%	**1,150**
01/02			19:00	20:00	50	***41***	64.9%	10.1%	3.1%	2.9%	1.1%	1.7%	3.3%	1.4%	0.2%	0.6%	0.3%	0.2%	0.4%	0.0%	0.6%	8.2%	1.0%	0.0%	**900**
01/02			20:00	21:00	50	***44***	64.8%	10.1%	3.1%	2.8%	1.1%	1.6%	3.4%	1.4%	0.3%	0.6%	0.4%	0.3%	0.6%	0.0%	0.6%	8.1%	1.0%	0.0%	**700**
01/02			21:00	22:00	50	***46***	65.1%	10.1%	3.0%	2.9%	1.1%	1.6%	3.2%	1.5%	0.2%	0.5%	0.4%	0.4%	0.4%	0.0%	0.5%	8.1%	1.1%	0.0%	**550**
01/02			22:00	23:00	50	***46***	64.9%	10.0%	3.1%	2.9%	1.1%	1.6%	3.3%	1.5%	0.2%	0.5%	0.4%	0.4%	0.4%	0.0%	0.5%	8.2%	1.1%	0.0%	**550**
01/02			23:00	0:00	50	***47***	65.5%	10.2%	2.8%	2.8%	1.1%	1.5%	3.3%	1.6%	0.0%	0.4%	0.4%	0.2%	0.4%	0.0%	0.4%	8.2%	1.1%	0.0%	**450**
03/04	03/04	Fan Kam Road	0:00	1:00	50	***49***	66.8%	10.5%	2.2%	2.2%	0.9%	1.3%	2.6%	2.1%	0.0%	0.9%	0.0%	0.0%	0.5%	0.0%	0.9%	8.3%	0.9%	0.0%	**250**
03/04			1:00	2:00	50	***49***	68.8%	10.5%	2.2%	2.2%	1.1%	1.1%	2.6%	0.0%	0.0%	1.1%	0.0%	0.0%	0.5%	0.0%	0.0%	9.0%	1.1%	0.0%	**200**
03/04			2:00	3:00	50	***49***	69.5%	10.7%	2.8%	2.2%	1.4%	1.4%	2.8%	0.0%	0.0%	0.0%	0.0%	0.0%	0.0%	0.0%	0.0%	8.5%	0.8%	0.0%	**150**
03/04			3:00	4:00	50	***49***	69.8%	10.6%	1.8%	1.8%	1.8%	1.8%	3.6%	0.0%	0.0%	0.0%	0.0%	0.0%	0.0%	0.0%	0.0%	8.8%	0.0%	0.0%	**100**
03/04			4:00	5:00	50	***49***	69.2%	10.6%	2.2%	2.2%	0.9%	2.2%	4.4%	0.0%	0.0%	0.0%	0.0%	0.0%	0.0%	0.0%	0.0%	8.4%	0.0%	0.0%	**100**
03/04			5:00	6:00	50	***49***	68.0%	10.6%	2.2%	2.2%	0.0%	2.2%	4.4%	2.2%	0.0%	0.0%	0.0%	0.0%	0.0%	0.0%	0.0%	8.4%	0.0%	0.0%	**100**
03/04			6:00	7:00	50	***49***	66.5%	10.2%	2.2%	2.2%	1.1%	1.1%	2.2%	2.2%	0.0%	1.1%	0.0%	0.0%	0.5%	0.0%	1.1%	8.6%	1.1%	0.0%	**200**
03/04			7:00	8:00	50	***47***	67.0%	10.4%	2.3%	1.9%	0.8%	1.3%	2.5%	2.1%	0.0%	0.4%	0.4%	0.4%	0.4%	0.0%	0.6%	8.6%	0.8%	0.0%	**450**
03/04			8:00	9:00	50	***42***	66.7%	10.3%	2.3%	2.0%	1.0%	1.3%	2.6%	1.9%	0.1%	0.6%	0.4%	0.4%	0.5%	0.0%	0.7%	8.5%	0.7%	0.0%	**850**
03/04			9:00	10:00	50	***44***	66.7%	10.3%	2.3%	2.0%	1.0%	1.4%	2.6%	2.0%	0.1%	0.5%	0.4%	0.4%	0.4%	0.0%	0.7%	8.4%	0.8%	0.0%	**700**
03/04			10:00	11:00	50	***44***	66.7%	10.3%	2.3%	2.0%	0.9%	1.4%	2.6%	2.0%	0.1%	0.5%	0.4%	0.4%	0.4%	0.0%	0.7%	8.5%	0.8%	0.0%	**700**
03/04			11:00	12:00	50	***45***	66.7%	10.3%	2.4%	2.1%	1.0%	1.3%	2.5%	2.1%	0.1%	0.6%	0.3%	0.3%	0.4%	0.0%	0.7%	8.5%	0.8%	0.0%	**700**
03/04			12:00	13:00	50	***46***	66.3%	10.3%	2.4%	2.1%	1.0%	1.3%	2.6%	2.1%	0.2%	0.6%	0.3%	0.3%	0.5%	0.0%	0.8%	8.4%	0.8%	0.0%	**600**
03/04			13:00	14:00	50	***46***	66.2%	10.5%	2.2%	2.0%	0.9%	1.4%	2.5%	2.2%	0.3%	0.5%	0.3%	0.3%	0.5%	0.0%	0.9%	8.4%	0.9%	0.0%	**600**
03/04			14:00	15:00	50	***45***	66.5%	10.4%	2.3%	2.1%	0.8%	1.3%	2.6%	2.0%	0.3%	0.5%	0.3%	0.3%	0.5%	0.0%	0.8%	8.6%	0.8%	0.0%	**650**
03/04			15:00	16:00	50	***45***	66.6%	10.5%	2.2%	2.1%	0.9%	1.3%	2.5%	2.2%	0.3%	0.4%	0.3%	0.3%	0.4%	0.0%	0.7%	8.4%	0.9%	0.0%	**700**
03/04			16:00	17:00	50	***45***	66.5%	10.6%	2.3%	2.1%	0.9%	1.3%	2.4%	2.1%	0.3%	0.4%	0.3%	0.3%	0.4%	0.0%	0.7%	8.6%	0.9%	0.0%	**700**
03/04			17:00	18:00	50	***44***	66.5%	10.4%	2.3%	2.1%	0.8%	1.3%	2.5%	2.1%	0.3%	0.5%	0.4%	0.3%	0.5%	0.0%	0.8%	8.4%	0.8%	0.0%	**800**
03/04			18:00	19:00	50	***43***	65.7%	10.3%	2.5%	2.3%	0.9%	1.4%	2.7%	2.1%	0.3%	0.5%	0.4%	0.3%	0.5%	0.0%	0.8%	8.4%	0.9%	0.0%	**750**
03/04			19:00	20:00	50	***45***	66.4%	10.4%	2.3%	2.2%	0.9%	1.3%	2.5%	2.2%	0.3%	0.4%	0.3%	0.3%	0.4%	0.0%	0.7%	8.5%	0.9%	0.0%	**700**
03/04			20:00	21:00	50	***47***	65.9%	10.4%	2.2%	2.2%	0.9%	1.3%	2.6%	2.0%	0.4%	0.5%	0.4%	0.4%	0.5%	0.0%	0.9%	8.6%	0.8%	0.0%	**550**
03/04			21:00	22:00	50	***47***	66.1%	10.5%	2.4%	2.1%	0.7%	1.4%	2.6%	2.3%	0.2%	0.5%	0.5%	0.2%	0.5%	0.0%	0.7%	8.6%	0.7%	0.0%	**450**
03/04			22:00	23:00	50	***48***	66.5%	10.5%	2.4%	2.2%	0.7%	1.2%	2.7%	2.1%	0.2%	0.5%	0.5%	0.2%	0.5%	0.0%	0.7%	8.3%	0.7%	0.0%	**450**
03/04			23:00	0:00	50	***48***	65.9%	10.5%	2.0%	2.0%	0.9%	1.4%	2.6%	2.3%	0.3%	0.6%	0.6%	0.3%	0.6%	0.0%	0.9%	8.5%	0.9%	0.0%	**350**
05/06	05/06	Fan Kam Road	0:00	1:00	50	***48***	70.5%	11.0%	1.4%	1.1%	0.7%	0.7%	1.4%	1.4%	0.0%	0.7%	0.3%	0.3%	0.7%	0.0%	0.7%	8.9%	0.4%	0.0%	**300**
05/06			1:00	2:00	50	***49***	72.1%	11.6%	1.2%	1.2%	0.4%	0.8%	1.6%	0.0%	0.0%	0.8%	0.0%	0.0%	0.8%	0.0%	0.0%	9.1%	0.4%	0.0%	**250**
05/06			2:00	3:00	50	***49***	73.3%	11.1%	1.1%	1.1%	0.0%	1.1%	1.7%	0.0%	0.0%	0.5%	0.0%	0.0%	0.5%	0.0%	0.0%	9.5%	0.0%	0.0%	**200**
05/06			3:00	4:00	50	***49***	74.2%	11.7%	1.4%	1.4%	0.0%	0.5%	1.8%	0.0%	0.0%	0.0%	0.0%	0.0%	0.0%	0.0%	0.0%	9.0%	0.0%	0.0%	**150**
05/06			4:00	5:00	50	***49***	73.7%	11.0%	1.7%	1.7%	0.0%	0.9%	1.7%	0.0%	0.0%	0.0%	0.0%	0.0%	0.0%	0.0%	0.0%	9.3%	0.0%	0.0%	**100**
05/06			5:00	6:00	50	***49***	72.4%	10.8%	1.7%	1.7%	0.0%	0.9%	1.7%	1.7%	0.0%	0.0%	0.0%	0.0%	0.0%	0.0%	0.0%	9.2%	0.0%	0.0%	**100**
05/06			6:00	7:00	50	***49***	70.6%	11.0%	1.2%	1.2%	0.4%	0.8%	1.7%	1.7%	0.0%	0.8%	0.0%	0.0%	0.8%	0.0%	0.8%	8.9%	0.0%	0.0%	**250**
05/06			7:00	8:00	50	***46***	70.1%	11.0%	1.5%	1.1%	0.5%	0.8%	1.5%	1.5%	0.3%	0.7%	0.3%	0.3%	0.7%	0.0%	0.7%	8.8%	0.3%	0.0%	**650**
05/06			8:00	9:00	50	***39***	70.5%	11.0%	1.4%	1.2%	0.5%	0.7%	1.4%	1.5%	0.2%	0.5%	0.4%	0.4%	0.5%	0.0%	0.5%	8.9%	0.5%	0.0%	**1,100**
05/06			9:00	10:00	50	***41***	70.6%	10.9%	1.4%	1.2%	0.4%	0.8%	1.3%	1.4%	0.2%	0.5%	0.4%	0.4%	0.5%	0.0%	0.5%	9.0%	0.4%	0.0%	**950**
05/06			10:00	11:00	50	***41***	70.6%	10.9%	1.4%	1.2%	0.4%	0.8%	1.3%	1.4%	0.2%	0.5%	0.4%	0.4%	0.5%	0.0%	0.5%	9.0%	0.4%	0.0%	**950**
05/06			11:00	12:00	50	***41***	70.5%	11.0%	1.3%	1.1%	0.4%	0.8%	1.3%	1.4%	0.2%	0.5%	0.4%	0.4%	0.5%	0.0%	0.5%	9.0%	0.4%	0.0%	**900**
05/06			12:00	13:00	50	***44***	70.6%	10.9%	1.4%	1.2%	0.5%	0.6%	1.4%	1.4%	0.3%	0.5%	0.4%	0.4%	0.5%	0.0%	0.5%	9.0%	0.4%	0.0%	**750**
05/06			13:00	14:00	50	***44***	68.8%	10.6%	1.8%	1.6%	0.7%	0.9%	1.9%	1.8%	0.3%	0.5%	0.4%	0.3%	0.4%	0.0%	0.7%	8.8%	0.5%	0.0%	**750**
05/06			14:00	15:00	50	***43***	68.7%	10.6%	1.7%	1.6%	0.6%	1.0%	2.0%	1.7%	0.2%	0.5%	0.5%	0.2%	0.5%	0.0%	0.6%	9.0%	0.5%	0.0%	**850**
05/06			15:00	16:00	50	***42***	68.9%	10.7%	1.6%	1.5%	0.6%	0.9%	1.9%	1.8%	0.2%	0.6%	0.5%	0.2%	0.5%	0.0%	0.7%	8.9%	0.6%	0.0%	**850**
05/06			16:00	17:00	50	***42***	68.8%	10.6%	1.7%	1.6%	0.6%	0.9%	1.9%	1.8%	0.2%	0.6%	0.5%	0.2%	0.5%	0.0%	0.7%	8.9%	0.6%	0.0%	**900**
05/06			17:00	18:00	50	***41***	68.9%	10.7%	1.7%	1.6%	0.6%	0.9%	1.9%	1.8%	0.2%	0.5%	0.4%	0.2%	0.4%	0.0%	0.6%	9.0%	0.6%	0.0%	**950**
05/06			18:00	19:00	50	***41***	68.7%	10.6%	1.7%	1.6%	0.6%	1.0%	2.1%	1.7%	0.2%	0.5%	0.4%	0.2%	0.4%	0.0%	0.7%	8.9%	0.5%	0.0%	**950**
05/06			19:00	20:00	50	***42***	69.0%	10.6%	1.6%	1.5%	0.6%	0.9%	1.9%	1.7%	0.2%	0.6%	0.5%	0.2%	0.5%	0.0%	0.7%	9.0%	0.6%	0.0%	**850**
05/06			20:00	21:00	50	***45***	68.8%	10.6%	1.6%	1.6%	0.6%	1.0%	1.9%	1.7%	0.3%	0.6%	0.4%	0.3%	0.4%	0.0%	0.7%	8.9%	0.6%	0.0%	**650**
05/06			21:00	22:00	50	***47***	68.6%	10.5%	1.7%	1.7%	0.7%	0.9%	2.0%	1.7%	0.4%	0.6%	0.4%	0.4%	0.4%	0.0%	0.7%	8.9%	0.6%	0.0%	**550**
05/06			22:00	23:00	50	***47***	68.3%	10.7%	1.7%	1.7%	0.8%	0.9%	1.9%	1.7%	0.4%	0.6%	0.4%	0.4%	0.4%	0.0%	0.8%	9.0%	0.6%	0.0%	**550**
05/06			23:00	0:00	50	***47***	69.0%	10.5%	1.6%	1.6%	0.7%	0.9%	1.9%	1.6%	0.2%	0.5%	0.5%	0.2%	0.5%	0.0%	0.7%	9.1%	0.7%	0.0%	**450**
07/08	07/08	Fan Kam Road	0:00	1:00	50	***47***	70.3%	10.9%	1.4%	1.4%	0.5%	0.7%	1.4%	1.0%	0.0%	0.5%	0.5%	0.5%	0.5%	0.0%	1.0%	9.0%	0.5%	0.0%	**400**
07/08			1:00	2:00	50	***48***	71.6%	11.2%	1.4%	1.4%	0.6%	0.8%	1.6%	0.0%	0.0%	0.6%	0.6%	0.0%	0.6%	0.0%	0.0%	9.1%	0.6%	0.0%	**350**
07/08			2:00	3:00	50	***48***	71.5%	11.0%	1.2%	1.2%	0.8%	0.8%	1.5%	0.0%	0.0%	0.8%	0.8%	0.0%	0.8%	0.0%	0.0%	9.5%	0.4%	0.0%	**300**
07/08			3:00	4:00	50	***49***	72.1%	10.8%	1.4%	1.4%	0.5%	0.9%	1.9%	0.0%	0.0%	0.9%	0.0%	0.0%	0.5%	0.0%	0.0%	9.0%	0.5%	0.0%	**200**
07/08			4:00	5:00	50	***49***	72.6%	11.0%	1.2%	1.2%	0.6%	1.2%	1.8%	0.0%	0.0%	1.2%	0.0%	0.0%	0.0%	0.0%	0.0%	9.3%	0.0%	0.0%	**200**
07/08			5:00	6:00	50	***49***	70.8%	10.9%	1.1%	1.1%	0.6%	1.1%	1.7%	1.1%	0.0%	1.1%	0.0%	0.0%	0.0%	0.0%	1.1%	9.2%	0.0%	0.0%	**200**
07/08			6:00	7:00	50	***48***	69.9%	11.1%	1.4%	1.4%	0.6%	0.8%	1.4%	1.2%	0.0%	0.6%	0.6%	0.0%	0.6%	0.0%	0.8%	9.0%	0.6%	0.0%	**350**
07/08			7:00	8:00	50	***42***	69.9%	10.9%	1.4%	1.4%	0.6%	0.8%	1.5%	1.0%	0.2%	0.7%	0.5%	0.2%	0.5%	0.0%	0.9%	9.0%	0.6%	0.0%	**900**
07/08			8:00	9:00	50	***31***	70.0%	10.9%	1.4%	1.4%	0.5%	0.9%	1.6%	1.1%	0.1%	0.7%	0.4%	0.3%	0.5%	0.0%	0.9%	9.0%	0.5%	0.0%	**1,500**
07/08			9:00	10:00	50	***34***	69.9%	10.9%	1.3%	1.3%	0.5%	0.9%	1.5%	1.0%	0.1%	0.7%	0.4%	0.3%	0.5%	0.0%	1.0%	9.0%	0.5%	0.0%	**1,350**
07/08			10:00	11:00	50	***34***	69.9%	10.8%	1.4%	1.4%	0.5%	0.9%	1.5%	1.1%	0.1%	0.7%	0.4%	0.3%	0.5%	0.0%	1.0%	9.0%	0.5%	0.0%	**1,350**
07/08			11:00	12:00	50	***35***	69.8%	10.9%	1.4%	1.4%	0.5%	0.9%	1.6%	1.1%	0.2%	0.7%	0.5%	0.3%	0.5%	0.0%	0.9%	9.0%	0.5%	0.0%	**1,350**
07/08			12:00	13:00	50	***38***	70.1%	10.9%	1.3%	1.3%	0.5%	0.9%	1.6%	1.1%	0.2%	0.7%	0.4%	0.3%	0.4%	0.0%	1.0%	9.0%	0.4%	0.0%	**1,150**
07/08			13:00	14:00	50	***39***	69.8%	10.8%	1.6%	1.4%	0.6%	0.8%	1.7%	1.1%	0.2%	0.7%	0.4%	0.3%	0.5%	0.0%	0.8%	8.9%	0.5%	0.0%	**1,050**
07/08			14:00	15:00	50	***37***	69.6%	10.8%	1.6%	1.4%	0.6%	0.8%	1.7%	1.1%	0.2%	0.6%	0.3%	0.3%	0.5%	0.0%	0.8%	9.0%	0.5%	0.0%	**1,150**
07/08			15:00	16:00	50	***35***	69.6%	10.7%	1.6%	1.4%	0.6%	0.9%	1.7%	1.1%	0.2%	0.6%	0.4%	0.3%	0.5%	0.0%	0.8%	9.0%	0.6%	0.0%	**1,250**
07/08			16:00	17:00	50	***35***	69.6%	10.8%	1.6%	1.5%	0.5%	0.9%	1.6%	1.2%	0.2%	0.6%	0.4%	0.3%	0.5%	0.0%	0.9%	9.0%	0.5%	0.0%	**1,250**
07/08			17:00	18:00	50	***33***	69.7%	10.8%	1.6%	1.4%	0.6%	0.9%	1.7%	1.1%	0.1%	0.6%	0.4%	0.3%	0.5%	0.0%	0.9%	8.9%	0.5%	0.0%	**1,350**
07/08			18:00	19:00	50	***32***	69.7%	10.8%	1.6%	1.5%	0.6%	0.8%	1.7%	1.1%	0.1%	0.6%	0.4%	0.3%	0.5%	0.0%	0.8%	8.9%	0.6%	0.0%	**1,450**
07/08			19:00	20:00	50	***35***	69.7%	10.7%	1.6%	1.4%	0.6%	0.9%	1.7%	1.1%	0.2%	0.6%	0.4%	0.3%	0.5%	0.0%	0.9%	9.0%	0.6%	0.0%	**1,250**
07/08			20:00	21:00	50	***40***	69.9%	10.8%	1.6%	1.5%	0.5%	0.9%	1.7%	1.1%	0.2%	0.6%	0.3%	0.2%	0.5%	0.0%	0.8%	8.9%	0.5%	0.0%	**1,000**
07/08			21:00	22:00	50	***44***	69.4%	10.8%	1.5%	1.5%	0.6%	0.9%	1.6%	1.2%	0.3%	0.6%	0.4%	0.3%	0.5%	0.0%	0.9%	8.9%	0.6%	0.0%	**800**
07/08			22:00	23:00	50	***44***	69.4%	10.7%	1.6%	1.6%	0.6%	0.9%	1.7%	1.2%	0.3%	0.6%	0.4%	0.3%	0.5%	0.0%	0.9%	8.9%	0.5%	0.0%	**750**
07/08			23:00	0:00	50	***46***	69.8%	10.8%	1.6%	1.6%	0.5%	0.8%	1.9%	1.1%	0.0%	0.6%	0.3%	0.3%	0.5%	0.0%	0.8%	9.1%	0.5%	0.0%	**650**
09/10	09/10	Fan Kam Road	0:00	1:00	50	***49***	64.6%	10.2%	2.3%	2.2%	0.9%	1.2%	2.6%	1.2%	0.0%	0.5%	0.3%	0.3%	0.3%	0.0%	4.3%	8.3%	0.8%	0.0%	**650**
09/10			1:00	2:00	50	***49***	68.1%	10.5%	2.5%	2.3%	1.0%	1.4%	2.7%	0.0%	0.0%	0.6%	0.4%	0.4%	0.4%	0.0%	0.0%	8.8%	1.0%	0.0%	**550**
09/10			2:00	3:00	50	***49***	68.5%	10.5%	2.3%	2.3%	0.8%	1.3%	2.8%	0.0%	0.0%	0.5%	0.5%	0.5%	0.5%	0.0%	0.0%	8.9%	0.8%	0.0%	**400**
09/10			3:00	4:00	50	***49***	68.8%	10.5%	2.5%	2.2%	0.9%	1.2%	2.5%	0.0%	0.0%	0.6%	0.6%	0.0%	0.6%	0.0%	0.0%	8.6%	0.9%	0.0%	**300**
09/10			4:00	5:00	50	***50***	68.7%	10.4%	2.4%	2.4%	0.8%	1.2%	2.9%	0.0%	0.0%	0.8%	0.0%	0.0%	0.8%	0.0%	0.0%	8.9%	0.8%	0.0%	**250**
09/10			5:00	6:00	50	***49***	64.8%	9.9%	2.2%	2.2%	0.7%	1.1%	2.5%	1.5%	0.0%	0.7%	0.0%	0.0%	0.7%	0.0%	4.5%	8.5%	0.7%	0.0%	**300**
09/10			6:00	7:00	50	***49***	64.9%	9.9%	2.3%	2.1%	0.9%	1.1%	2.5%	1.1%	0.0%	0.6%	0.4%	0.4%	0.4%	0.0%	4.5%	8.2%	0.7%	0.0%	**500**
09/10			7:00	8:00	50	***47***	64.6%	10.0%	2.3%	2.2%	0.8%	1.3%	2.6%	1.2%	0.1%	0.5%	0.3%	0.3%	0.4%	0.0%	4.3%	8.3%	0.8%	0.0%	**1,300**
09/10			8:00	9:00	50	***43***	64.6%	10.0%	2.4%	2.1%	0.9%	1.3%	2.6%	1.2%	0.1%	0.5%	0.3%	0.3%	0.4%	0.0%	4.2%	8.3%	0.8%	0.0%	**2,300**
09/10			9:00	10:00	50	***45***	64.6%	10.0%	2.3%	2.2%	0.8%	1.3%	2.6%	1.2%	0.1%	0.5%	0.3%	0.3%	0.4%	0.0%	4.3%	8.2%	0.8%	0.0%	**2,050**
09/10			10:00	11:00	50	***45***	64.6%	10.0%	2.3%	2.2%	0.8%	1.3%	2.6%	1.2%	0.1%	0.5%	0.3%	0.3%	0.4%	0.0%	4.3%	8.3%	0.8%	0.0%	**2,050**
09/10			11:00	12:00	50	***46***	64.6%	10.0%	2.3%	2.1%	0.8%	1.3%	2.6%	1.2%	0.1%	0.5%	0.3%	0.3%	0.4%	0.0%	4.3%	8.3%	0.8%	0.0%	**1,950**
09/10			12:00	13:00	50	***46***	64.6%	10.0%	2.3%	2.1%	0.8%	1.3%	2.6%	1.2%	0.1%	0.5%	0.3%	0.2%	0.5%	0.0%	4.3%	8.3%	0.8%	0.0%	**1,700**
09/10			13:00	14:00	50	***47***	68.3%	10.7%	1.2%	1.0%	0.4%	0.6%	1.2%	1.3%	0.1%	0.5%	0.4%	0.2%	0.5%	0.0%	4.6%	8.7%	0.4%	0.0%	**1,600**
09/10			14:00	15:00	50	***46***	68.4%	10.6%	1.1%	1.0%	0.4%	0.6%	1.2%	1.3%	0.1%	0.6%	0.3%	0.3%	0.4%	0.0%	4.6%	8.7%	0.4%	0.0%	**1,750**
09/10			15:00	16:00	50	***46***	68.4%	10.6%	1.1%	1.0%	0.4%	0.6%	1.2%	1.3%	0.1%	0.5%	0.4%	0.3%	0.5%	0.0%	4.6%	8.7%	0.4%	0.0%	**1,850**
09/10			16:00	17:00	50	***46***	68.3%	10.6%	1.1%	1.0%	0.4%	0.6%	1.2%	1.3%	0.1%	0.6%	0.4%	0.3%	0.5%	0.0%	4.6%	8.7%	0.4%	0.0%	**1,950**
09/10			17:00	18:00	50	***46***	68.4%	10.7%	1.1%	1.0%	0.4%	0.6%	1.2%	1.3%	0.1%	0.6%	0.4%	0.3%	0.5%	0.0%	4.6%	8.7%	0.4%	0.0%	**2,050**
09/10			18:00	19:00	50	***45***	68.3%	10.6%	1.1%	1.0%	0.4%	0.6%	1.2%	1.3%	0.1%	0.6%	0.4%	0.3%	0.5%	0.0%	4.6%	8.7%	0.4%	0.0%	**2,100**
09/10			19:00	20:00	50	***46***	68.3%	10.7%	1.1%	1.0%	0.4%	0.6%	1.2%	1.3%	0.1%	0.5%	0.4%	0.3%	0.5%	0.0%	4.6%	8.7%	0.4%	0.0%	**1,850**
09/10			20:00	21:00	50	***47***	68.3%	10.6%	1.1%	1.0%	0.4%	0.6%	1.2%	1.3%	0.1%	0.5%	0.4%	0.3%	0.5%	0.0%	4.6%	8.7%	0.4%	0.0%	**1,500**
09/10			21:00	22:00	50	***48***	68.3%	10.6%	1.1%	1.0%	0.4%	0.6%	1.2%	1.3%	0.2%	0.6%	0.3%	0.3%	0.5%	0.0%	4.6%	8.6%	0.3%	0.0%	**1,200**
09/10			22:00	23:00	50	***48***	68.3%	10.6%	1.1%	1.0%	0.4%	0.6%	1.3%	1.3%	0.2%	0.6%	0.3%	0.3%	0.5%	0.0%	4.5%	8.6%	0.3%	0.0%	**1,100**
09/10			23:00	0:00	50	***48***	68.4%	10.7%	1.1%	1.0%	0.4%	0.6%	1.1%	1.3%	0.0%	0.5%	0.4%	0.2%	0.4%	0.0%	4.7%	8.7%	0.4%	0.0%	**950**

2044 Operation	Link ID	Road Section	1-hour interval Start	End	Speed Limit (km/hr)	Travel Speed (km/hr)	PC	TAXI	LGV3	LGV4	LGV6	HGV7	HGV8	PLB	PV4	PV5	NFB6	NFB7	NFB8	FBSD	FBDD	MC	HGV9	NFB9	Traffic Flows (veh/hr)
							Vehicle Composition																		
11	11	Fan Kam Road	0:00	1:00	50	49	67.5%	10.5%	1.7%	1.7%	0.6%	1.0%	1.9%	0.8%	0.2%	0.6%	0.4%	0.2%	0.4%	0.0%	3.4%	8.6%	0.6%	0.0%	500
11			1:00	2:00	50	49	70.6%	10.9%	1.9%	1.7%	0.7%	1.0%	1.9%	0.0%	0.0%	0.5%	0.5%	0.2%	0.5%	0.0%	0.0%	9.0%	0.7%	0.0%	400
11			2:00	3:00	50	49	70.8%	11.0%	1.9%	1.6%	0.6%	0.9%	1.9%	0.0%	0.0%	0.6%	0.3%	0.3%	0.3%	0.0%	0.0%	9.1%	0.6%	0.0%	300
11			3:00	4:00	50	49	70.3%	10.8%	1.9%	1.5%	0.8%	1.2%	1.9%	0.0%	0.0%	0.8%	0.4%	0.4%	0.4%	0.0%	0.0%	8.9%	0.8%	0.0%	250
11			4:00	5:00	50	49	70.3%	10.9%	1.9%	1.9%	0.5%	0.9%	2.4%	0.0%	0.0%	0.5%	0.5%	0.5%	0.5%	0.0%	0.0%	9.0%	0.5%	0.0%	200
11			5:00	6:00	50	49	67.1%	10.5%	1.8%	1.8%	0.5%	0.9%	2.3%	0.9%	0.0%	0.5%	0.5%	0.5%	0.5%	0.0%	3.2%	8.7%	0.5%	0.0%	200
11			6:00	7:00	50	49	67.8%	10.5%	1.7%	1.7%	0.7%	1.0%	1.9%	0.7%	0.0%	0.5%	0.2%	0.2%	0.5%	0.0%	3.3%	8.6%	0.7%	0.0%	400
11			7:00	8:00	50	47	67.5%	10.5%	1.7%	1.7%	0.6%	1.0%	1.9%	0.7%	0.1%	0.6%	0.4%	0.3%	0.4%	0.0%	3.4%	8.6%	0.6%	0.0%	1,100
11			8:00	9:00	50	43	67.5%	10.5%	1.8%	1.6%	0.7%	1.0%	1.9%	0.7%	0.1%	0.6%	0.4%	0.3%	0.4%	0.0%	3.4%	8.6%	0.6%	0.0%	1,950
11			9:00	10:00	50	45	67.5%	10.5%	1.8%	1.6%	0.7%	1.0%	2.0%	0.7%	0.1%	0.5%	0.4%	0.2%	0.4%	0.0%	3.4%	8.6%	0.6%	0.0%	1,650
11			10:00	11:00	50	45	67.6%	10.5%	1.8%	1.6%	0.7%	1.0%	2.0%	0.7%	0.1%	0.5%	0.4%	0.2%	0.4%	0.0%	3.4%	8.6%	0.6%	0.0%	1,700
11			11:00	12:00	50	46	67.4%	10.5%	1.8%	1.7%	0.7%	1.0%	2.0%	0.7%	0.1%	0.6%	0.4%	0.2%	0.4%	0.0%	3.4%	8.6%	0.6%	0.0%	1,650
11			12:00	13:00	50	46	67.5%	10.5%	1.8%	1.7%	0.6%	0.9%	2.0%	0.7%	0.1%	0.6%	0.4%	0.3%	0.4%	0.0%	3.4%	8.6%	0.6%	0.0%	1,400
11			13:00	14:00	50	47	69.3%	10.8%	1.1%	0.9%	0.4%	0.5%	1.1%	0.8%	0.2%	0.6%	0.4%	0.2%	0.5%	0.0%	4.0%	8.9%	0.4%	0.0%	1,300
11			14:00	15:00	50	46	69.3%	10.8%	1.0%	0.9%	0.3%	0.6%	1.2%	0.8%	0.1%	0.6%	0.3%	0.3%	0.4%	0.0%	4.1%	8.9%	0.3%	0.0%	1,450
11			15:00	16:00	50	46	69.3%	10.8%	1.0%	0.9%	0.4%	0.5%	1.2%	0.9%	0.1%	0.6%	0.4%	0.3%	0.5%	0.0%	4.0%	8.9%	0.3%	0.0%	1,550
11			16:00	17:00	50	46	69.3%	10.8%	1.0%	0.9%	0.4%	0.6%	1.1%	0.8%	0.1%	0.6%	0.4%	0.3%	0.4%	0.0%	4.0%	8.9%	0.4%	0.0%	1,600
11			17:00	18:00	50	45	69.3%	10.8%	1.1%	0.9%	0.4%	0.5%	1.2%	0.9%	0.1%	0.6%	0.4%	0.2%	0.4%	0.0%	4.1%	8.9%	0.4%	0.0%	1,700
11			18:00	19:00	50	46	69.3%	10.8%	1.0%	0.9%	0.4%	0.6%	1.2%	0.9%	0.1%	0.6%	0.4%	0.2%	0.4%	0.0%	4.1%	8.9%	0.4%	0.0%	1,650
11			19:00	20:00	50	46	69.3%	10.8%	1.0%	0.9%	0.4%	0.6%	1.2%	0.8%	0.1%	0.6%	0.4%	0.3%	0.5%	0.0%	4.0%	8.9%	0.4%	0.0%	1,550
11			20:00	21:00	50	47	69.4%	10.8%	1.1%	0.9%	0.3%	0.6%	1.2%	0.8%	0.1%	0.6%	0.3%	0.2%	0.4%	0.0%	4.1%	8.9%	0.3%	0.0%	1,250
11			21:00	22:00	50	48	69.3%	10.8%	1.0%	0.9%	0.4%	0.5%	1.1%	0.8%	0.1%	0.6%	0.4%	0.2%	0.4%	0.0%	4.0%	8.9%	0.4%	0.0%	950
11			22:00	23:00	50	48	69.3%	10.8%	1.1%	1.0%	0.3%	0.5%	1.2%	0.8%	0.1%	0.6%	0.3%	0.2%	0.4%	0.0%	4.1%	8.9%	0.3%	0.0%	950
11			23:00	0:00	50	48	69.3%	10.8%	1.0%	0.9%	0.4%	0.5%	1.1%	0.9%	0.1%	0.6%	0.4%	0.3%	0.4%	0.0%	4.1%	8.9%	0.4%	0.0%	800
12	12	Fan Kam Road	0:00	1:00	50	49	66.4%	10.3%	1.5%	1.5%	0.7%	0.9%	1.7%	0.9%	0.0%	0.7%	0.2%	0.2%	0.4%	0.0%	5.4%	8.6%	0.7%	0.0%	450
12			1:00	2:00	50	49	71.3%	10.9%	1.6%	1.6%	0.6%	0.8%	1.9%	0.0%	0.0%	0.6%	0.3%	0.3%	0.6%	0.0%	0.0%	9.0%	0.6%	0.0%	350
12			2:00	3:00	50	49	70.8%	10.8%	1.8%	1.4%	0.7%	1.1%	1.8%	0.0%	0.0%	0.7%	0.4%	0.4%	0.4%	0.0%	0.0%	9.0%	0.7%	0.0%	300
12			3:00	4:00	50	49	71.2%	11.3%	1.8%	1.4%	0.5%	0.9%	1.8%	0.0%	0.0%	0.5%	0.5%	0.5%	0.5%	0.0%	0.0%	9.0%	0.5%	0.0%	200
12			4:00	5:00	50	50	71.0%	10.9%	1.6%	1.6%	0.6%	1.1%	1.6%	0.0%	0.0%	0.6%	0.6%	0.0%	0.6%	0.0%	0.0%	9.3%	0.6%	0.0%	200
12			5:00	6:00	50	49	66.5%	10.3%	1.6%	1.6%	0.5%	1.0%	1.6%	1.0%	0.0%	0.5%	0.5%	0.0%	0.5%	0.0%	5.2%	8.8%	0.5%	0.0%	200
12			6:00	7:00	50	49	66.9%	10.2%	1.6%	1.4%	0.5%	0.8%	1.6%	0.8%	0.0%	0.5%	0.3%	0.3%	0.5%	0.0%	5.4%	8.6%	0.5%	0.0%	350
12			7:00	8:00	50	47	66.7%	10.3%	1.6%	1.5%	0.5%	0.9%	1.8%	0.9%	0.1%	0.5%	0.3%	0.2%	0.4%	0.0%	5.3%	8.5%	0.5%	0.0%	950
12			8:00	9:00	50	46	66.5%	10.3%	1.6%	1.5%	0.6%	0.9%	1.8%	0.9%	0.1%	0.6%	0.3%	0.3%	0.4%	0.0%	5.3%	8.5%	0.5%	0.0%	1,600
12			9:00	10:00	50	46	66.5%	10.3%	1.6%	1.5%	0.5%	0.9%	1.8%	0.9%	0.1%	0.5%	0.3%	0.3%	0.5%	0.0%	5.3%	8.6%	0.5%	0.0%	1,500
12			10:00	11:00	50	46	66.5%	10.3%	1.6%	1.5%	0.5%	0.9%	1.7%	0.9%	0.1%	0.5%	0.3%	0.3%	0.5%	0.0%	5.3%	8.5%	0.5%	0.0%	1,500
12			11:00	12:00	50	46	66.5%	10.3%	1.6%	1.5%	0.6%	0.9%	1.7%	0.9%	0.1%	0.6%	0.4%	0.3%	0.4%	0.0%	5.3%	8.5%	0.6%	0.0%	1,450
12			12:00	13:00	50	47	66.5%	10.3%	1.6%	1.5%	0.6%	0.9%	1.7%	0.9%	0.1%	0.6%	0.3%	0.2%	0.4%	0.0%	5.3%	8.6%	0.6%	0.0%	1,250
12			13:00	14:00	50	47	67.8%	10.5%	1.2%	1.1%	0.4%	0.7%	1.4%	0.9%	0.1%	0.5%	0.3%	0.3%	0.4%	0.0%	5.2%	8.7%	0.4%	0.0%	1,150
12			14:00	15:00	50	47	67.8%	10.5%	1.2%	1.1%	0.5%	0.7%	1.4%	0.9%	0.1%	0.5%	0.4%	0.2%	0.5%	0.0%	5.2%	8.8%	0.4%	0.0%	1,300
12			15:00	16:00	50	46	67.9%	10.5%	1.2%	1.1%	0.4%	0.7%	1.3%	0.9%	0.1%	0.5%	0.4%	0.2%	0.4%	0.0%	5.2%	8.7%	0.4%	0.0%	1,350
12			16:00	17:00	50	46	68.0%	10.5%	1.1%	1.1%	0.4%	0.6%	1.4%	0.9%	0.1%	0.6%	0.4%	0.2%	0.4%	0.0%	5.2%	8.8%	0.4%	0.0%	1,400
12			17:00	18:00	50	46	67.9%	10.5%	1.2%	1.1%	0.4%	0.7%	1.4%	0.9%	0.1%	0.5%	0.4%	0.3%	0.4%	0.0%	5.2%	8.8%	0.4%	0.0%	1,500
12			18:00	19:00	50	45	67.9%	10.5%	1.2%	1.1%	0.4%	0.7%	1.3%	0.9%	0.1%	0.6%	0.4%	0.2%	0.4%	0.0%	5.2%	8.7%	0.4%	0.0%	1,650
12			19:00	20:00	50	46	67.9%	10.5%	1.2%	1.1%	0.4%	0.7%	1.4%	0.9%	0.1%	0.6%	0.4%	0.2%	0.4%	0.0%	5.2%	8.8%	0.4%	0.0%	1,400
12			20:00	21:00	50	47	67.8%	10.5%	1.2%	1.1%	0.5%	0.6%	1.4%	0.8%	0.1%	0.6%	0.4%	0.3%	0.5%	0.0%	5.2%	8.8%	0.4%	0.0%	1,100
12			21:00	22:00	50	48	67.8%	10.5%	1.2%	1.1%	0.5%	0.7%	1.3%	0.8%	0.1%	0.6%	0.4%	0.2%	0.5%	0.0%	5.2%	8.7%	0.5%	0.0%	850
12			22:00	23:00	50	48	67.7%	10.5%	1.2%	1.1%	0.5%	0.7%	1.3%	0.8%	0.1%	0.6%	0.4%	0.2%	0.5%	0.0%	5.2%	8.8%	0.5%	0.0%	850
12			23:00	0:00	50	48	68.0%	10.4%	1.1%	1.1%	0.4%	0.7%	1.3%	0.9%	0.0%	0.6%	0.4%	0.3%	0.4%	0.0%	5.2%	8.7%	0.4%	0.0%	700
13/14	13/14	Castle Peak Road - Kwu Tung	0:00	1:00	50	30	67.3%	10.3%	2.1%	2.1%	0.8%	1.1%	2.5%	0.0%	0.0%	0.6%	0.4%	0.4%	0.4%	0.0%	2.8%	8.6%	0.6%	0.0%	550
13/14			1:00	2:00	50	30	69.1%	10.5%	2.3%	2.1%	0.7%	1.2%	2.5%	0.0%	0.0%	0.7%	0.5%	0.5%	0.5%	0.0%	0.0%	8.9%	0.7%	0.0%	450
13/14			2:00	3:00	50	30	69.2%	10.9%	2.1%	1.8%	0.9%	0.9%	2.4%	0.0%	0.0%	0.6%	0.6%	0.3%	0.6%	0.0%	0.0%	8.8%	0.9%	0.0%	350
13/14			3:00	4:00	50	30	69.8%	11.0%	1.9%	1.9%	0.7%	1.1%	2.2%	0.0%	0.0%	0.7%	0.4%	0.0%	0.4%	0.0%	0.0%	9.1%	0.7%	0.0%	250
13/14			4:00	5:00	50	30	69.2%	10.9%	2.2%	2.2%	0.9%	1.3%	2.2%	0.0%	0.0%	0.9%	0.0%	0.0%	0.5%	0.0%	0.0%	8.6%	0.9%	0.0%	250
13/14			5:00	6:00	50	30	67.1%	10.7%	2.2%	2.2%	0.9%	1.3%	2.2%	0.0%	0.0%	0.9%	0.0%	0.0%	0.5%	0.0%	2.7%	8.5%	0.9%	0.0%	250
13/14			6:00	7:00	50	30	67.4%	10.3%	1.9%	1.9%	0.7%	1.2%	2.4%	0.0%	0.0%	0.7%	0.5%	0.5%	0.5%	0.0%	2.8%	8.7%	0.7%	0.0%	450
13/14			7:00	8:00	50	28	67.1%	10.4%	2.1%	2.0%	0.7%	1.2%	2.4%	0.0%	0.2%	0.6%	0.4%	0.3%	0.4%	0.0%	2.9%	8.6%	0.7%	0.0%	1,100
13/14			8:00	9:00	50	24	67.4%	10.4%	2.0%	2.0%	0.7%	1.1%	2.3%	0.0%	0.1%	0.6%	0.4%	0.3%	0.4%	0.0%	2.8%	8.7%	0.7%	0.0%	1,800
13/14			9:00	10:00	50	25	67.3%	10.4%	2.0%	2.0%	0.7%	1.1%	2.4%	0.0%	0.1%	0.6%	0.4%	0.3%	0.4%	0.0%	2.8%	8.6%	0.8%	0.0%	1,650
13/14			10:00	11:00	50	25	67.2%	10.4%	2.1%	2.0%	0.7%	1.1%	2.4%	0.0%	0.1%	0.6%	0.4%	0.3%	0.4%	0.0%	2.9%	8.6%	0.8%	0.0%	1,650
13/14			11:00	12:00	50	25	67.2%	10.4%	2.1%	2.0%	0.7%	1.2%	2.4%	0.0%	0.1%	0.6%	0.4%	0.3%	0.4%	0.0%	2.8%	8.7%	0.7%	0.0%	1,650
13/14			12:00	13:00	50	26	67.2%	10.4%	2.1%	2.0%	0.8%	1.1%	2.3%	0.0%	0.1%	0.6%	0.4%	0.3%	0.5%	0.0%	2.8%	8.7%	0.7%	0.0%	1,350
13/14			13:00	14:00	50	27	71.1%	11.0%	1.0%	1.0%	0.3%	0.5%	1.1%	0.0%	0.1%	0.6%	0.4%	0.2%	0.5%	0.0%	2.7%	9.1%	0.3%	0.0%	1,300
13/14			14:00	15:00	50	26	71.1%	11.1%	1.0%	1.0%	0.3%	0.5%	1.1%	0.0%	0.1%	0.5%	0.3%	0.3%	0.5%	0.0%	2.7%	9.0%	0.3%	0.0%	1,450
13/14			15:00	16:00	50	26	71.2%	11.1%	1.0%	1.0%	0.3%	0.5%	1.0%	0.0%	0.1%	0.6%	0.4%	0.3%	0.4%	0.0%	2.7%	9.0%	0.4%	0.0%	1,550
13/14			16:00	17:00	50	25	71.1%	11.1%	1.0%	0.9%	0.3%	0.6%	1.1%	0.0%	0.1%	0.6%	0.4%	0.3%	0.5%	0.0%	2.7%	9.0%	0.4%	0.0%	1,550
13/14			17:00	18:00	50	25	71.0%	11.1%	1.0%	1.0%	0.3%	0.5%	1.1%	0.0%	0.1%	0.6%	0.4%	0.3%	0.5%	0.0%	2.7%	9.1%	0.3%	0.0%	1,700
13/14			18:00	19:00	50	25	71.1%	11.1%	1.0%	1.0%	0.3%	0.5%	1.1%	0.0%	0.1%	0.6%	0.4%	0.3%	0.5%	0.0%	2.7%	9.1%	0.3%	0.0%	1,850
13/14			19:00	20:00	50	26	71.1%	11.1%	1.0%	0.9%	0.3%	0.5%	1.1%	0.0%	0.1%	0.6%	0.4%	0.3%	0.4%	0.0%	2.7%	9.1%	0.4%	0.0%	1,550
13/14			20:00	21:00	50	27	71.0%	11.1%	1.0%	1.0%	0.3%	0.6%	1.1%	0.0%	0.2%	0.6%	0.4%	0.2%	0.5%	0.0%	2.7%	9.1%	0.3%	0.0%	1,200
13/14			21:00	22:00	50	28	71.1%	11.0%	1.0%	0.9%	0.3%	0.5%	1.0%	0.0%	0.1%	0.6%	0.3%	0.3%	0.5%	0.0%	2.7%	9.1%	0.4%	0.0%	950
13/14			22:00	23:00	50	28	71.0%	11.1%	1.0%	0.9%	0.3%	0.5%	1.0%	0.0%	0.1%	0.6%	0.3%	0.3%	0.5%	0.0%	2.7%	9.1%	0.4%	0.0%	900
13/14			23:00	0:00	50	29	71.3%	11.1%	1.0%	1.0%	0.2%	0.5%	1.2%	0.0%	0.0%	0.5%	0.4%	0.2%	0.5%	0.0%	2.6%	9.1%	0.2%	0.0%	800
15/16	15/16	Po Kin Road	0:00	1:00	50	30	68.4%	10.6%	1.1%	1.1%	0.4%	0.7%	1.1%	0.6%	0.0%	0.4%	0.4%	0.4%	0.4%	0.0%	5.0%	8.8%	0.4%	0.0%	450
15/16			1:00	2:00	50	30	72.6%	11.3%	1.1%	0.8%	0.5%	0.5%	1.4%	0.0%	0.0%	0.5%	0.5%	0.3%	0.5%	0.0%	0.0%	9.4%	0.3%	0.0%	350
15/16			2:00	3:00	50	30	72.2%	11.0%	1.1%	1.1%	0.7%	0.7%	1.5%	0.0%	0.0%	0.7%	0.7%	0.0%	0.7%	0.0%	0.0%	9.2%	0.3%	0.0%	300
15/16			3:00	4:00	50	30	72.1%	11.3%	1.3%	0.9%	0.4%	0.9%	1.8%	0.0%	0.0%	0.9%	0.4%	0.0%	0.4%	0.0%	0.0%	9.5%	0.0%	0.0%	200
15/16			4:00	5:00	50	30	72.8%	11.7%	1.1%	1.1%	0.5%	0.5%	1.6%	0.0%	0.0%	1.1%	0.0%	0.0%	0.0%	0.0%	0.0%	9.5%	0.0%	0.0%	200
15/16			5:00	6:00	50	30	68.8%	10.6%	1.1%	1.1%	0.5%	0.5%	1.6%	1.1%	0.0%	1.1%	0.0%	0.0%	0.0%	0.0%	4.9%	9.0%	0.0%	0.0%	200
15/16			6:00	7:00	50	30	68.7%	10.7%	0.8%	0.8%	0.5%	0.5%	1.4%	0.5%	0.0%	0.5%	0.5%	0.3%	0.5%	0.0%	4.8%	8.8%	0.3%	0.0%	350
15/16			7:00	8:00	50	28	68.3%	10.6%	1.1%	1.1%	0.5%	0.6%	1.3%	0.7%	0.2%	0.6%	0.4%	0.3%	0.4%	0.0%	4.7%	8.8%	0.3%	0.0%	900
15/16			8:00	9:00	50	24	68.5%	10.6%	1.1%	1.0%	0.5%	0.6%	1.3%	0.7%	0.1%	0.6%	0.4%	0.3%	0.4%	0.0%	4.8%	8.7%	0.4%	0.0%	1,650
15/16			9:00	10:00	50	25	68.3%	10.6%	1.0%	1.0%	0.5%	0.7%	1.2%	0.8%	0.1%	0.7%	0.4%	0.3%	0.4%	0.0%	4.9%	8.7%	0.3%	0.0%	1,400
15/16			10:00	11:00	50	25	68.4%	10.6%	1.0%	1.0%	0.5%	0.7%	1.2%	0.7%	0.1%	0.7%	0.4%	0.3%	0.4%	0.0%	4.9%	8.7%	0.3%	0.0%	1,400
15/16			11:00	12:00	50	25	68.4%	10.6%	1.0%	0.9%	0.5%	0.6%	1.3%	0.7%	0.1%	0.7%	0.4%	0.3%	0.4%	0.0%	4.9%	8.7%	0.4%	0.0%	1,350
15/16			12:00	13:00	50	26	68.3%	10.6%	1.1%	1.0%	0.4%	0.7%	1.2%	0.7%	0.2%	0.7%	0.4%	0.3%	0.4%	0.0%	4.9%	8.7%	0.4%	0.0%	1,200
15/16			13:00	14:00	50	27	66.4%	10.3%	1.5%	1.3%	0.6%	0.9%	1.6%	0.8%	0.2%	0.7%	0.3%	0.3%	0.4%	0.0%	5.7%	8.6%	0.5%	0.0%	1,100
15/16			14:00	15:00	50	26	66.4%	10.3%	1.5%	1.3%	0.6%	0.8%	1.7%	0.9%	0.2%	0.6%	0.3%	0.3%	0.4%	0.0%	5.7%	8.6%	0.6%	0.0%	1,200
15/16			15:00	16:00	50	26	66.5%	10.3%	1.5%	1.3%	0.5%	0.8%	1.6%	0.8%	0.1%	0.6%	0.4%	0.3%	0.4%	0.0%	5.7%	8.6%	0.5%	0.0%	1,300
15/16			16:00	17:00	50	25	66.5%	10.3%	1.5%	1.4%	0.5%	0.8%	1.7%	0.8%	0.1%	0.6%	0.4%	0.3%	0.4%	0.0%	5.7%	8.5%	0.5%	0.0%	1,300
15/16			17:00	18:00	50	25	66.5%	10.3%	1.5%	1.3%	0.5%	0.8%	1.7%	0.9%	0.1%	0.7%	0.3%	0.3%	0.4%	0.0%	5.7%	8.6%	0.5%	0.0%	1,450
15/16			18:00	19:00	50	25	66.2%	10.3%	1.5%	1.4%	0.6%	0.8%	1.7%	0.8%	0.1%	0.6%	0.4%	0.3%	0.4%	0.0%	5.8%	8.5%	0.6%	0.0%	1,350
15/16			19:00	20:00	50	26	66.5%	10.3%	1.5%	1.3%	0.5%	0.8%	1.7%	0.8%	0.1%	0.6%	0.4%	0.3%	0.4%	0.0%	5.7%	8.5%	0.5%	0.0%	1,300
15/16			20:00	21:00	50	27	66.4%	10.3%	1.5%	1.4%	0.6%	0.7%	1.7%	0.8%	0.2%	0.6%	0.4%	0.3%	0.5%	0.0%	5.7%	8.5%	0.5%	0.0%	1,000
15/16			21:00	22:00	50	28	66.3%	10.2%	1.4%	1.4%	0.6%	0.8%	1.6%	0.8%	0.2%	0.7%	0.3%	0.2%	0.5%	0.0%	5.6%	8.6%	0.6%	0.0%	800
15/16			22:00	23:00	50	28	66.3%	10.3%	1.4%	1.3%	0.6%	0.8%	1.7%	0.9%	0.2%	0.7%	0.4%	0.2%	0.5%	0.0%	5.7%	8.6%	0.5%	0.0%	800
15/16			23:00	0:00	50	29	66.3%	10.4%	1.5%	1.5%	0.6%	0.7%	1.8%	0.9%	0.1%	0.6%	0.3%	0.3%	0.4%	0.0%	5.8%	8.5%	0.5%	0.0%	700
17/18	17/18	Po Kin Road	0:00	1:00	50	30	65.3%	10.3%	1.9%	1.9%	0.7%	1.1%	2.2%	1.5%	0.0%	0.7%	0.7%	0.0%	0.7%	0.0%	3.7%	8.5%	0.7%	0.0%	300
17/18			1:00	2:00	50	30	69.1%	10.6%	2.3%	2.3%	0.9%	1.4%	2.3%	0.0%	0.0%	0.4%	0.4%	0.0%	0.4%	0.0%	0.0%	8.8%	0.9%	0.0%	200
17/18			2:00	3:00	50	30	70.0%	10.6%	1.9%	1.9%	1.3%	1.3%	2.5%	0.0%	0.0%	0.6%	0.0%	0.0%	0.0%	0.0%	0.0%	9.4%	0.7%	0.0%	200
17/18			3:00	4:00	50	30	69.4%	10.7%	2.3%	2.3%	0.8%	1.5%	3.1%	0.0%	0.0%	0.0%	0.0%	0.0%	0.0%	0.0%	0.0%	9.2%	0.8%	0.0%	100
17/18			4:00	5:00	50	30	70.4%	11.4%	1.9%	1.9%	1.0%	1.0%	2.9%	0.0%	0.0%	0.0%	0.0%	0.0%	0.0%	0.0%	0.0%	9.5%	0.0%	0.0%	100
17/18			5:00	6:00	50	30	67.8%	10.1%	1.8%	1.8%	0.9%	0.9%	2.8%	1.8%	0.0%	0.0%	0.0%	0.0%	0.0%	0.0%	3.7%	8.2%	0.0%	0.0%	100
17/18			6:00	7:00	50	30	66.3%	10.3%	2.4%	1.9%	0.9%	1.4%	2.4%	0.9%	0.0%	0.5%	0.0%	0.0%	0.0%	0.0%	3.7%	8.9%	0.5%	0.0%	200
17/18			7:00	8:00	50	27	65.3%	10.1%	2.0%	2.0%	0.9%	1.1%	2.3%	1.4%	0.4%	0.5%	0.4%	0.4%	0.4%	0.0%	3.9%	8.4%	0.7%	0.0%	500
17/18			8:00	9:00	50	24	65.5%	10.2%	2.0%	1.8%	0.9%	1.2%	2.4%	1.3%	0.2%	0.5%	0.4%	0.2%	0.4%	0.0%	3.9%	8.4%	0.6%	0.0%	750
17/18			9:00	10:00	50	24	65.3%	10.2%	2.1%	1.8%	0.9%	1.3%	2.3%	1.4%	0.2%	0.6%	0.5%	0.2%	0.5%	0.0%	3.9%	8.3%	0.7%	0.0%	750
17/18			10:00	11:00	50	24	65.2%	10.2%	2.0%	1.8%	0.9%	1.2%	2.4%	1.4%	0.2%	0.6%	0.5%	0.2%	0.5%	0.0%	3.9%	8.4%	0.7%	0.0%	750
17/18			11:00	12:00	50	24	65.3%	10.2%	2.0%	1.9%	0.9%	1.2%	2.2%	1.3%	0.2%	0.6%	0.5%	0.2%	0.5%	0.0%	3.9%	8.4%	0.7%	0.0%	750
17/18			12:00	13:00	50	25	64.9%	10.2%	2.1%	1.9%	0.8%	1.1%	2.4%	1.4%	0.3%	0.6%	0.6%	0.3%	0.6%	0.0%	3.9%	8.4%	0.7%	0.0%	600
17/18			13:00	14:00	50	26	64.7%	10.2%	2.2%	2.1%	0.9%	1.3%	2.6%	1.2%	0.3%	0.6%	0.3%	0.3%	0.3%	0.0%	4.1%	8.3%	0.7%	0.0%	600
17/18			14:00	15:00	50	25	64.2%	9.9%	2.3%	2.1%	0.8%	1.2%	2.7%	1.3%	0.3%	0.5%	0.5%	0.3%	0.5%	0.0%	4.2%	8.2%	0.8%	0.0%	650
17/18			15:00	16:00	50	25	64.4%	10.1%	2.3%	2.1%	0.9%	1.2%	2.5%	1.3%	0.3%	0.6%	0.5%	0.3%	0.5%	0.0%	4.2%	8.3%	0.8%	0.0%	700
17/18			16:00	17:00	50	25	64.4%	10.1%	2.2%	2.1%	0.9%	1.2%	2.6%	1.2%	0.2%	0.7%	0.5%	0.2%	0.5%	0.0%	4.2%	8.3%	0.7%	0.0%	700
17/18			17:00	18:00	50	24	64.3%	10.0%	2.2%	2.1%	0.9%	1.2%	2.5%	1.4%	0.2%	0.7%	0.5%	0.2%	0.5%	0.0%	4.2%	8.3%	0.8%	0.0%	800
17/18			18:00	19:00	50	24	64.5%	10.1%	2.2%	2.1%	0.8%	1.3%	2.5%	1.3%	0.2%	0.6%	0.4%	0.2%	0.4%	0.0%	4.2%	8.3%	0.8%	0.0%	850
17/18			19:00	20:00	50	25	64.4%	10.0%	2.2%	2.1%	0.9%	1.2%	2.6%	1.2%	0.2%	0.7%	0.5%	0.2%	0.5%	0.0%	4.2%	8.2%	0.7%	0.0%	700
17/18			20:00	21:00	50	26	64.7%	10.1%	2.2%	2.2%	0.8%	1.3%	2.5%	1.3%	0.3%	0.6%	0.3%	0.3%	0.3%	0.0%	4.3%	8.2%	0.8%	0.0%	500
17/18			21:00	22:00	50	28	64.2%	10.0%	2.2%	2.2%	1.0%	1.2%	2.6%	1.2%	0.4%	0.8%	0.4%	0.4%	0.4%	0.0%	4.2%	8.4%	0.6%	0.0%	400
17/18			22:00	23:00	50	28	64.1%	10.1%	2.2%	2.2%	1.0%	1.2%	2.6%	1.2%	0.4%	0.8%	0.4%	0.4%	0.4%	0.0%	4.1%	8.1%	0.6%	0.0%	400
17/18			23:00	0:00	50	28	64.7%	10.1%	2.2%	2.2%	0.7%	1.2%	2.5%	1.5%	0.0%	0.5%	0.5%	0.0%	0.5%	0.0%	4.2%	8.4%	0.7%	0.0%	400

2044 Operation	Link ID	Road Section	1-hour interval Start	End	Speed Limit (km/hr)	Travel Speed (km/hr)	PC	TAXI	LGV3	LGV4	LGV6	HGV7	HGV8	PLB	PV4	PV5	NFB6	NFB7	NFB8	FBSD	FBDD	MC	HGV9	NFB9	Traffic Flows (veh/hr)
19/20	19/20	Po Kin Road	0:00	1:00	50	30	62.8%	9.5%	1.9%	1.9%	1.0%	1.0%	1.9%	1.9%	0.0%	1.0%	0.0%	0.0%	0.4%	0.4%	7.3%	8.1%	1.0%	0.0%	250
19/20			1:00	2:00	50	30	69.8%	10.7%	1.9%	2.5%	1.3%	1.3%	2.5%	0.0%	0.0%	0.7%	0.0%	0.0%	0.0%	0.0%	0.0%	9.4%	0.0%	0.0%	200
19/20			2:00	3:00	50	30	68.9%	10.7%	1.7%	1.7%	1.7%	1.7%	3.4%	0.0%	0.0%	1.2%	0.0%	0.0%	0.0%	0.0%	0.0%	9.0%	0.0%	0.0%	150
19/20			3:00	4:00	50	30	70.2%	11.7%	2.1%	2.1%	0.0%	2.1%	2.1%	0.0%	0.0%	0.0%	0.0%	0.0%	0.0%	0.0%	0.0%	9.5%	0.0%	0.0%	100
19/20			4:00	5:00	50	30	71.5%	11.7%	2.6%	2.6%	0.0%	0.0%	2.6%	0.0%	0.0%	0.0%	0.0%	0.0%	0.0%	0.0%	0.0%	9.0%	0.0%	0.0%	100
19/20			5:00	6:00	50	30	64.9%	10.6%	2.4%	2.4%	0.0%	0.0%	2.4%	2.4%	0.0%	0.0%	0.0%	0.0%	0.0%	0.0%	6.9%	8.2%	0.0%	0.0%	100
19/20			6:00	7:00	50	30	62.7%	10.1%	1.8%	2.4%	1.2%	1.2%	2.4%	2.4%	0.0%	0.6%	0.0%	0.0%	0.0%	0.0%	7.6%	7.7%	0.0%	0.0%	200
19/20			7:00	8:00	50	28	62.2%	9.8%	1.6%	1.8%	0.9%	0.9%	2.3%	2.3%	0.2%	0.7%	0.5%	0.5%	0.5%	0.2%	7.2%	8.0%	0.5%	0.0%	500
19/20			8:00	9:00	50	25	62.4%	9.6%	1.7%	1.9%	0.8%	1.1%	2.1%	2.1%	0.2%	0.7%	0.3%	0.3%	0.4%	0.3%	7.6%	8.0%	0.5%	0.0%	650
19/20			9:00	10:00	50	26	62.1%	9.7%	1.7%	1.9%	0.9%	1.2%	2.1%	2.2%	0.2%	0.7%	0.3%	0.3%	0.5%	0.3%	7.6%	7.9%	0.6%	0.0%	600
19/20			10:00	11:00	50	26	62.1%	9.6%	1.7%	1.9%	0.9%	1.2%	2.1%	2.2%	0.2%	0.7%	0.3%	0.3%	0.5%	0.3%	7.5%	8.0%	0.6%	0.0%	600
19/20			11:00	12:00	50	26	62.2%	9.6%	1.7%	1.8%	0.9%	1.0%	2.1%	2.1%	0.2%	0.7%	0.3%	0.3%	0.5%	0.3%	7.5%	8.1%	0.6%	0.0%	600
19/20			12:00	13:00	50	27	62.7%	9.7%	1.6%	1.8%	0.7%	1.1%	1.9%	2.1%	0.2%	0.5%	0.4%	0.4%	0.4%	0.2%	7.7%	8.1%	0.7%	0.0%	500
19/20			13:00	14:00	50	27	62.8%	9.7%	1.4%	1.3%	0.8%	0.9%	1.7%	2.2%	0.2%	0.8%	0.4%	0.4%	0.6%	0.4%	8.0%	8.0%	0.5%	0.0%	500
19/20			14:00	15:00	50	27	62.9%	9.8%	1.5%	1.3%	0.7%	0.8%	1.8%	2.2%	0.2%	0.7%	0.3%	0.3%	0.5%	0.4%	7.9%	8.1%	0.5%	0.0%	500
19/20			15:00	16:00	50	26	62.8%	9.8%	1.6%	1.4%	0.6%	0.8%	1.8%	2.3%	0.2%	0.6%	0.3%	0.3%	0.5%	0.4%	8.2%	8.0%	0.5%	0.0%	600
19/20			16:00	17:00	50	26	62.8%	9.7%	1.5%	1.4%	0.8%	0.8%	1.8%	2.2%	0.2%	0.8%	0.3%	0.3%	0.5%	0.3%	8.2%	8.0%	0.4%	0.0%	600
19/20			17:00	18:00	50	26	62.8%	9.9%	1.4%	1.4%	0.7%	0.8%	1.7%	2.2%	0.2%	0.7%	0.3%	0.3%	0.4%	0.3%	8.2%	8.1%	0.6%	0.0%	600
19/20			18:00	19:00	50	25	62.9%	9.8%	1.5%	1.4%	0.7%	0.8%	1.8%	2.2%	0.1%	0.7%	0.3%	0.3%	0.4%	0.3%	8.2%	8.1%	0.6%	0.0%	650
19/20			19:00	20:00	50	26	62.8%	9.7%	1.5%	1.4%	0.8%	0.8%	1.7%	2.2%	0.2%	0.8%	0.3%	0.3%	0.5%	0.4%	8.0%	8.1%	0.5%	0.0%	600
19/20			20:00	21:00	50	27	62.8%	9.7%	1.6%	1.4%	0.6%	0.8%	1.8%	2.2%	0.2%	0.6%	0.4%	0.4%	0.4%	0.2%	8.2%	8.1%	0.6%	0.0%	450
19/20			21:00	22:00	50	28	62.7%	9.8%	1.5%	1.3%	0.7%	0.7%	1.8%	2.0%	0.3%	0.7%	0.5%	0.5%	0.5%	0.3%	8.2%	8.0%	0.5%	0.0%	350
19/20			22:00	23:00	50	28	62.7%	9.7%	1.5%	1.3%	0.8%	0.8%	1.8%	2.1%	0.3%	0.8%	0.5%	0.5%	0.5%	0.3%	8.0%	8.1%	0.5%	0.0%	350
19/20			23:00	0:00	50	29	63.1%	9.8%	1.6%	1.6%	0.6%	1.0%	1.6%	2.2%	0.0%	0.6%	0.0%	0.0%	0.3%	0.3%	8.3%	8.3%	0.6%	0.0%	300
21	21	Po Kin Road	0:00	1:00	50	29	51.5%	8.2%	1.5%	1.5%	0.8%	0.8%	2.2%	2.2%	0.0%	0.8%	0.0%	0.0%	0.0%	0.8%	22.4%	6.7%	0.8%	0.0%	150
21			1:00	2:00	50	30	68.6%	10.5%	2.3%	2.3%	1.2%	1.2%	2.3%	0.0%	0.0%	1.2%	0.0%	0.0%	0.0%	0.0%	0.0%	9.3%	1.2%	0.0%	100
21			2:00	3:00	50	30	66.7%	10.6%	3.0%	3.0%	1.5%	1.5%	3.0%	0.0%	0.0%	1.5%	0.0%	0.0%	0.0%	0.0%	0.0%	9.1%	0.0%	0.0%	50
21			3:00	4:00	50	30	67.9%	9.4%	1.9%	1.9%	1.9%	1.9%	3.8%	0.0%	0.0%	1.9%	0.0%	0.0%	0.0%	0.0%	0.0%	9.4%	0.0%	0.0%	50
21			4:00	5:00	50	30	68.2%	11.4%	2.3%	2.3%	0.0%	2.3%	4.6%	0.0%	0.0%	0.0%	0.0%	0.0%	0.0%	0.0%	0.0%	9.1%	0.0%	0.0%	50
21			5:00	6:00	50	30	51.8%	7.1%	1.8%	1.8%	0.0%	1.8%	3.6%	1.8%	0.0%	0.0%	0.0%	0.0%	0.0%	0.0%	23.2%	7.1%	0.0%	0.0%	50
21			6:00	7:00	50	30	50.9%	8.3%	1.9%	1.9%	0.9%	0.9%	1.9%	1.9%	0.0%	0.9%	0.0%	0.0%	0.0%	0.9%	22.2%	6.5%	0.9%	0.0%	100
21			7:00	8:00	50	26	51.1%	7.8%	1.8%	1.8%	0.7%	1.1%	2.1%	2.1%	0.0%	0.7%	0.4%	0.4%	0.4%	0.4%	22.3%	6.4%	0.7%	0.0%	300
21			8:00	9:00	50	23	50.9%	7.8%	1.8%	1.8%	0.8%	1.0%	2.1%	2.1%	0.0%	0.8%	0.3%	0.3%	0.3%	0.5%	22.2%	6.5%	0.8%	0.0%	400
21			9:00	10:00	50	22	51.0%	7.9%	1.9%	1.9%	0.7%	1.2%	2.1%	2.1%	0.0%	0.7%	0.2%	0.2%	0.2%	0.5%	22.4%	6.5%	0.7%	0.0%	450
21			10:00	11:00	50	22	50.9%	7.8%	1.8%	1.8%	0.7%	1.2%	2.3%	2.1%	0.0%	0.7%	0.2%	0.2%	0.2%	0.5%	22.3%	6.7%	0.7%	0.0%	450
21			11:00	12:00	50	22	51.1%	7.8%	1.9%	1.9%	0.7%	1.0%	2.1%	2.1%	0.0%	0.7%	0.2%	0.2%	0.2%	0.5%	22.2%	6.6%	0.7%	0.0%	400
21			12:00	13:00	50	24	50.7%	7.7%	1.9%	1.9%	0.8%	1.1%	2.2%	2.2%	0.0%	0.8%	0.3%	0.3%	0.3%	0.6%	22.2%	6.6%	0.6%	0.0%	350
21			13:00	14:00	50	25	61.5%	9.6%	1.2%	1.2%	0.6%	0.6%	1.5%	1.5%	0.3%	0.6%	0.3%	0.3%	0.3%	0.3%	12.2%	7.9%	0.3%	0.0%	350
21			14:00	15:00	50	24	61.7%	9.8%	1.1%	1.1%	0.5%	0.8%	1.3%	1.3%	0.3%	0.5%	0.3%	0.3%	0.3%	0.3%	12.1%	7.9%	0.5%	0.0%	400
21			15:00	16:00	50	24	61.8%	9.8%	1.0%	1.0%	0.5%	0.8%	1.3%	1.5%	0.3%	0.5%	0.3%	0.3%	0.3%	0.3%	12.3%	8.0%	0.5%	0.0%	400
21			16:00	17:00	50	24	62.0%	9.7%	1.0%	1.0%	0.5%	0.7%	1.2%	1.5%	0.2%	0.5%	0.2%	0.2%	0.2%	0.2%	12.2%	8.0%	0.5%	0.0%	400
21			17:00	18:00	50	23	61.7%	9.6%	1.1%	1.1%	0.5%	0.7%	1.3%	1.3%	0.2%	0.5%	0.5%	0.2%	0.5%	0.5%	12.1%	7.8%	0.5%	0.0%	450
21			18:00	19:00	50	21	61.8%	9.7%	1.1%	1.1%	0.5%	0.7%	1.4%	1.4%	0.2%	0.5%	0.4%	0.2%	0.4%	0.4%	12.2%	7.9%	0.4%	0.0%	550
21			19:00	20:00	50	24	62.1%	9.7%	1.0%	1.0%	0.5%	0.7%	1.2%	1.5%	0.3%	0.5%	0.3%	0.3%	0.3%	0.3%	12.1%	7.9%	0.5%	0.0%	400
21			20:00	21:00	50	26	61.7%	9.7%	0.9%	0.9%	0.6%	0.6%	1.6%	1.6%	0.3%	0.6%	0.3%	0.3%	0.3%	0.3%	12.2%	7.8%	0.3%	0.0%	300
21			21:00	22:00	50	27	61.9%	9.5%	1.2%	1.2%	0.4%	0.8%	1.2%	1.6%	0.0%	0.4%	0.4%	0.0%	0.4%	0.4%	12.3%	7.9%	0.4%	0.0%	250
21			22:00	23:00	50	27	61.9%	9.7%	1.2%	1.2%	0.4%	0.8%	1.2%	1.2%	0.0%	0.4%	0.4%	0.0%	0.4%	0.4%	12.2%	8.1%	0.4%	0.0%	250
21			23:00	0:00	50	28	62.0%	9.8%	1.0%	1.0%	0.5%	0.5%	1.5%	1.5%	0.0%	0.5%	0.5%	0.0%	0.5%	0.5%	12.2%	7.8%	0.5%	0.0%	200
22	22	Po Kin Road	0:00	1:00	50	29	60.8%	9.5%	1.4%	1.4%	0.7%	0.7%	1.4%	1.4%	0.0%	0.7%	0.7%	0.0%	0.7%	0.0%	12.2%	8.1%	0.7%	0.0%	150
22			1:00	2:00	50	30	70.6%	11.0%	1.8%	1.8%	0.9%	0.9%	1.8%	0.0%	0.0%	0.9%	0.0%	0.0%	0.0%	0.0%	0.0%	9.2%	0.9%	0.0%	100
22			2:00	3:00	50	30	70.7%	11.0%	1.2%	1.2%	1.2%	1.2%	2.4%	0.0%	0.0%	1.2%	0.0%	0.0%	0.0%	0.0%	0.0%	9.8%	0.0%	0.0%	100
22			3:00	4:00	50	30	72.3%	10.8%	1.5%	1.5%	0.0%	1.5%	3.1%	0.0%	0.0%	0.0%	0.0%	0.0%	0.0%	0.0%	0.0%	9.2%	0.0%	0.0%	50
22			4:00	5:00	50	30	73.1%	11.5%	1.9%	1.9%	0.0%	0.0%	1.9%	0.0%	0.0%	0.0%	0.0%	0.0%	0.0%	0.0%	0.0%	9.6%	0.0%	0.0%	50
22			5:00	6:00	50	30	62.3%	9.8%	1.6%	1.6%	0.0%	0.0%	1.6%	1.6%	0.0%	0.0%	0.0%	0.0%	0.0%	0.0%	13.1%	8.2%	0.0%	0.0%	50
22			6:00	7:00	50	30	61.3%	9.2%	1.7%	1.7%	0.8%	0.8%	1.7%	1.7%	0.0%	0.8%	0.0%	0.0%	0.0%	0.0%	11.8%	8.4%	0.0%	0.0%	100
22			7:00	8:00	50	26	61.2%	9.4%	1.3%	1.3%	0.7%	0.7%	1.6%	1.6%	0.3%	0.7%	0.3%	0.3%	0.3%	0.0%	12.0%	8.1%	0.3%	0.0%	300
22			8:00	9:00	50	21	61.3%	9.5%	1.3%	1.3%	0.6%	0.7%	1.5%	1.5%	0.2%	0.6%	0.4%	0.2%	0.4%	0.0%	12.1%	8.0%	0.6%	0.0%	550
22			9:00	10:00	50	23	61.0%	9.5%	1.3%	1.3%	0.6%	0.8%	1.7%	1.5%	0.2%	0.6%	0.4%	0.2%	0.4%	0.0%	12.0%	8.0%	0.4%	0.0%	400
22			10:00	11:00	50	23	61.1%	9.5%	1.3%	1.3%	0.6%	0.8%	1.7%	1.5%	0.2%	0.6%	0.4%	0.2%	0.4%	0.0%	12.0%	8.0%	0.4%	0.0%	500
22			11:00	12:00	50	23	61.0%	9.5%	1.3%	1.3%	0.7%	0.7%	1.5%	1.5%	0.2%	0.7%	0.4%	0.2%	0.4%	0.0%	12.1%	8.0%	0.4%	0.0%	450
22			12:00	13:00	50	24	61.3%	9.4%	1.3%	1.3%	0.5%	0.8%	1.5%	1.5%	0.3%	0.5%	0.3%	0.3%	0.3%	0.0%	12.2%	8.1%	0.5%	0.0%	400
22			13:00	14:00	50	24	58.7%	9.1%	1.6%	1.3%	0.5%	0.8%	1.9%	1.6%	0.3%	0.5%	0.5%	0.3%	0.5%	0.0%	14.2%	7.5%	0.5%	0.0%	350
22			14:00	15:00	50	24	58.7%	9.0%	1.7%	1.5%	0.7%	0.7%	1.9%	1.7%	0.2%	0.5%	0.5%	0.2%	0.5%	0.0%	14.1%	7.5%	0.5%	0.0%	400
22			15:00	16:00	50	23	58.9%	9.0%	1.6%	1.4%	0.7%	0.9%	1.8%	1.6%	0.2%	0.5%	0.5%	0.2%	0.5%	0.0%	14.3%	7.4%	0.7%	0.0%	450
22			16:00	17:00	50	23	58.9%	9.2%	1.6%	1.3%	0.7%	0.9%	1.8%	1.6%	0.2%	0.5%	0.5%	0.2%	0.5%	0.0%	14.3%	7.4%	0.7%	0.0%	450
22			17:00	18:00	50	22	58.9%	9.1%	1.7%	1.5%	0.6%	0.8%	1.9%	1.7%	0.2%	0.4%	0.4%	0.2%	0.4%	0.0%	14.3%	7.4%	0.6%	0.0%	500
22			18:00	19:00	50	22	59.0%	9.1%	1.7%	1.4%	0.6%	0.8%	1.9%	1.7%	0.2%	0.4%	0.4%	0.2%	0.4%	0.0%	14.2%	7.4%	0.6%	0.0%	500
22			19:00	20:00	50	23	58.8%	9.1%	1.6%	1.4%	0.7%	0.9%	1.8%	1.6%	0.2%	0.5%	0.5%	0.2%	0.5%	0.0%	14.3%	7.5%	0.7%	0.0%	450
22			20:00	21:00	50	25	58.7%	9.2%	1.7%	1.4%	0.6%	0.9%	2.0%	1.7%	0.3%	0.3%	0.3%	0.3%	0.3%	0.0%	14.3%	7.5%	0.6%	0.0%	350
22			21:00	22:00	50	26	58.6%	9.1%	1.8%	1.5%	0.7%	0.7%	1.8%	1.8%	0.4%	0.4%	0.4%	0.4%	0.4%	0.0%	14.2%	7.3%	0.7%	0.0%	300
22			22:00	23:00	50	26	59.0%	9.0%	1.5%	1.5%	0.8%	0.8%	1.9%	1.5%	0.4%	0.4%	0.4%	0.4%	0.4%	0.0%	14.2%	7.5%	0.8%	0.0%	250
22			23:00	0:00	50	27	58.9%	8.9%	1.8%	1.3%	0.5%	0.9%	2.2%	1.8%	0.0%	0.5%	0.5%	0.0%	0.5%	0.0%	14.3%	7.6%	0.5%	0.0%	200
23	23	Pak Wo Road	0:00	1:00	50	40	59.3%	9.1%	2.9%	2.4%	1.0%	1.4%	2.9%	1.0%	0.0%	0.5%	0.5%	0.5%	0.5%	0.0%	9.6%	7.7%	1.0%	0.0%	200
23			1:00	2:00	50	40	64.8%	9.9%	3.1%	2.5%	1.2%	1.2%	3.1%	0.0%	0.0%	0.6%	0.0%	0.0%	0.6%	0.0%	3.1%	8.6%	1.2%	0.0%	150
23			2:00	3:00	50	40	64.8%	9.8%	3.3%	2.5%	0.8%	1.6%	3.3%	0.0%	0.0%	0.8%	0.0%	0.0%	0.8%	0.0%	3.3%	8.2%	0.8%	0.0%	100
23			3:00	4:00	50	40	64.0%	10.0%	3.0%	3.0%	1.0%	2.0%	3.0%	0.0%	0.0%	1.0%	0.0%	0.0%	0.0%	0.0%	4.0%	8.0%	1.0%	0.0%	100
23			4:00	5:00	50	40	65.4%	9.9%	2.5%	2.5%	1.2%	1.2%	2.5%	0.0%	0.0%	0.0%	0.0%	0.0%	0.0%	0.0%	4.9%	8.6%	1.2%	0.0%	100
23			5:00	6:00	50	40	61.2%	9.4%	2.4%	2.4%	1.2%	1.2%	2.4%	1.2%	0.0%	0.0%	0.0%	0.0%	0.0%	0.0%	9.4%	8.2%	1.2%	0.0%	100
23			6:00	7:00	50	40	59.8%	9.5%	3.0%	2.4%	1.2%	1.2%	3.0%	1.2%	0.0%	0.6%	0.0%	0.0%	0.6%	0.0%	9.5%	7.7%	0.6%	0.0%	150
23			7:00	8:00	50	38	59.6%	9.2%	2.8%	2.5%	0.9%	1.4%	3.0%	0.9%	0.2%	0.5%	0.2%	0.2%	0.5%	0.0%	9.6%	7.6%	0.9%	0.0%	400
23			8:00	9:00	50	35	59.5%	9.2%	2.7%	2.4%	0.9%	1.4%	2.9%	1.0%	0.1%	0.5%	0.3%	0.3%	0.4%	0.0%	9.7%	7.7%	0.9%	0.0%	750
23			9:00	10:00	50	36	59.6%	9.3%	2.7%	2.4%	0.9%	1.3%	3.0%	1.0%	0.2%	0.5%	0.3%	0.3%	0.5%	0.0%	9.7%	7.6%	0.9%	0.0%	600
23			10:00	11:00	50	36	59.6%	9.2%	2.7%	2.4%	0.9%	1.3%	3.0%	1.0%	0.2%	0.5%	0.3%	0.3%	0.5%	0.0%	9.7%	7.7%	0.9%	0.0%	600
23			11:00	12:00	50	36	59.4%	9.2%	2.8%	2.4%	0.9%	1.4%	2.9%	1.1%	0.2%	0.5%	0.3%	0.3%	0.5%	0.0%	9.8%	7.6%	0.9%	0.0%	600
23			12:00	13:00	50	37	59.6%	9.3%	2.7%	2.5%	0.9%	1.4%	2.9%	1.1%	0.2%	0.5%	0.2%	0.2%	0.4%	0.0%	9.7%	7.7%	0.9%	0.0%	500
23			13:00	14:00	50	37	60.3%	9.3%	2.3%	2.1%	0.8%	1.1%	2.5%	1.1%	0.2%	0.4%	0.4%	0.4%	0.4%	0.0%	10.5%	7.6%	0.8%	0.0%	500
23			14:00	15:00	50	37	60.0%	9.3%	2.2%	2.1%	0.7%	1.2%	2.6%	1.2%	0.2%	0.5%	0.3%	0.3%	0.5%	0.0%	10.5%	7.7%	0.7%	0.0%	550
23			15:00	16:00	50	36	60.1%	9.3%	2.3%	2.1%	0.8%	1.1%	2.4%	1.1%	0.2%	0.5%	0.3%	0.3%	0.5%	0.0%	10.6%	7.6%	0.8%	0.0%	550
23			16:00	17:00	50	36	60.0%	9.3%	2.2%	2.0%	0.8%	1.3%	2.5%	1.3%	0.2%	0.5%	0.3%	0.3%	0.5%	0.0%	10.5%	7.7%	0.8%	0.0%	600
23			17:00	18:00	50	36	60.2%	9.4%	2.2%	2.1%	0.7%	1.2%	2.6%	1.2%	0.2%	0.4%	0.3%	0.3%	0.4%	0.0%	10.5%	7.6%	0.7%	0.0%	650
23			18:00	19:00	50	36	60.1%	9.3%	2.3%	2.1%	0.8%	1.2%	2.6%	1.2%	0.2%	0.5%	0.3%	0.3%	0.5%	0.0%	10.5%	7.7%	0.8%	0.0%	600
23			19:00	20:00	50	36	60.1%	9.3%	2.2%	2.1%	0.8%	1.1%	2.6%	1.1%	0.2%	0.5%	0.3%	0.3%	0.5%	0.0%	10.5%	7.7%	0.8%	0.0%	600
23			20:00	21:00	50	38	60.2%	9.3%	2.2%	2.0%	0.8%	1.2%	2.4%	1.2%	0.2%	0.4%	0.2%	0.2%	0.4%	0.0%	10.6%	7.7%	0.8%	0.0%	450
23			21:00	22:00	50	39	59.7%	9.2%	2.3%	2.1%	0.8%	1.3%	2.6%	1.3%	0.3%	0.5%	0.3%	0.3%	0.5%	0.0%	10.5%	7.7%	0.8%	0.0%	350
23			22:00	23:00	50	39	59.8%	9.1%	2.4%	2.1%	0.8%	1.3%	2.6%	1.3%	0.3%	0.5%	0.3%	0.3%	0.5%	0.0%	10.4%	7.6%	0.8%	0.0%	350
23			23:00	0:00	50	39	60.5%	9.2%	2.2%	2.2%	0.6%	1.3%	2.6%	1.3%	0.0%	0.3%	0.3%	0.3%	0.3%	0.0%	10.5%	7.6%	0.6%	0.0%	300
24	24	Pak Wo Road	0:00	1:00	50	40	56.1%	9.0%	1.9%	1.9%	0.7%	1.3%	2.6%	1.3%	0.0%	0.7%	0.7%	0.0%	0.7%	0.7%	14.8%	7.1%	0.7%	0.0%	150
24			1:00	2:00	50	40	64.4%	10.4%	2.6%	2.6%	0.9%	1.7%	2.6%	0.0%	0.0%	0.9%	0.9%	0.0%	0.9%	0.0%	3.5%	7.8%	0.9%	0.0%	100
24			2:00	3:00	50	40	65.9%	10.6%	2.4%	2.4%	1.2%	1.2%	2.4%	0.0%	0.0%	0.0%	0.0%	0.0%	0.0%	0.0%	4.7%	8.2%	1.2%	0.0%	100
24			3:00	4:00	50	40	64.3%	10.0%	2.9%	2.9%	1.4%	1.4%	2.9%	0.0%	0.0%	0.0%	0.0%	0.0%	0.0%	0.0%	5.7%	8.6%	0.0%	0.0%	50
24			4:00	5:00	50	40	63.8%	10.3%	1.7%	1.7%	1.7%	1.7%	3.5%	0.0%	0.0%	0.0%	0.0%	0.0%	0.0%	0.0%	6.9%	8.6%	0.0%	0.0%	50
24			5:00	6:00	50	40	58.1%	9.7%	1.6%	1.6%	0.0%	1.6%	3.2%	1.6%	0.0%	0.0%	0.0%	0.0%	0.0%	0.0%	14.5%	8.1%	0.0%	0.0%	50
24			6:00	7:00	50	40	57.9%	9.1%	2.5%	1.7%	0.8%	0.8%	2.5%	1.7%	0.0%	0.0%	0.0%	0.0%	0.0%	0.0%	14.9%	7.4%	0.8%	0.0%	100
24			7:00	8:00	50	39	56.7%	8.8%	2.2%	1.9%	0.6%	1.3%	2.5%	1.6%	0.3%	0.3%	0.3%	0.3%	0.3%	0.3%	14.7%	7.2%	0.6%	0.0%	250
24			8:00	9:00	50	37	56.7%	8.9%	2.1%	1.9%	0.8%	1.2%	2.3%	1.5%	0.2%	0.4%	0.4%	0.2%	0.4%	0.4%	14.8%	7.1%	0.8%	0.0%	450
24			9:00	10:00	50	37	56.5%	8.9%	2.0%	1.8%	0.8%	1.2%	2.2%	1.6%	0.2%	0.4%	0.4%	0.2%	0.4%	0.4%	14.8%	7.1%	0.8%	0.0%	500
24			10:00	11:00	50	37	56.6%	8.9%	2.0%	1.8%	0.8%	1.2%	2.2%	1.6%	0.2%	0.4%	0.4%	0.2%	0.4%	0.4%	14.8%	7.1%	0.8%	0.0%	450
24			11:00	12:00	50	37	56.6%	8.8%	2.1%	1.9%	0.8%	1.3%	2.3%	1.5%	0.2%	0.4%	0.4%	0.2%	0.4%	0.4%	14.8%	7.1%	0.8%	0.0%	450
24			12:00	13:00	50	38	56.3%	8.7%	2.2%	1.9%	0.7%	1.2%	2.4%	1.5%	0.2%	0.5%	0.5%	0.2%	0.5%	0.5%	14.8%	7.0%	0.7%	0.0%	350
24			13:00	14:00	50	39	61.0%	9.4%	1.6%	1.6%	0.5%	1.0%	1.8%	1.6%	0.3%	0.5%	0.3%	0.3%	0.3%	0.3%	11.4%	7.8%	0.5%	0.0%	350
24			14:00	15:00	50	38	60.8%	9.4%	1.6%	1.6%	0.5%	0.9%	1.9%	1.4%	0.2%	0.5%	0.5%	0.2%	0.5%	0.5%	11.2%	7.9%	0.5%	0.0%	400
24			15:00	16:00	50	38	60.8%	9.3%	1.6%	1.6%	0.4%	0.9%	1.8%	1.6%	0.2%	0.4%	0.4%	0.2%	0.4%	0.4%	11.3%	8.0%	0.7%	0.0%	400
24			16:00	17:00	50	38	60.3%	9.4%	1.7%	1.7%	0.6%	0.9%	1.7%	1.5%	0.2%	0.6%	0.4%	0.2%	0.4%	0.4%	11.3%	7.9%	0.6%	0.0%	400
24			17:00	18:00	50	38	60.6%	9.3%	1.6%	1.6%	0.6%	1.0%	1.8%	1.4%	0.2%	0.6%	0.4%	0.2%	0.4%	0.4%	11.3%	8.0%	0.6%	0.0%	450
24			18:00	19:00	50	37	60.8%	9.3%	1.7%	1.7%	0.6%	0.9%	1.8%	1.5%	0.2%	0.6%	0.4%	0.2%	0.4%	0.4%	11.4%	7.9%	0.6%	0.0%	500
24			19:00	20:00	50	38	60.3%	9.3%	1.7%	1.7%	0.7%	0.9%	1.7%	1.5%	0.2%	0.7%	0.4%	0.2%	0.4%	0.4%	11.3%	7.8%	0.7%	0.0%	400
24			20:00	21:00	50	39	60.8%	9.4%	1.7%	1.7%	0.6%	0.8%	1.9%	1.4%	0.3%	0.6%	0.3%	0.3%	0.3%	0.3%	11.3%	8.0%	0.6%	0.0%	300
24			21:00	22:00	50	39	60.3%	9.4%	1.7%	1.7%	0.7%	1.1%	1.7%	1.4%	0.4%	0.7%	0.4%	0.4%	0.4%	0.4%	11.2%	7.7%	0.7%	0.0%	250
24			22:00	23:00	50	39	60.1%	9.2%	1.8%	1.8%	0.7%	1.1%	1.8%	1.4%	0.4%	0.7%	0.4%	0.4%	0.4%	0.4%	11.3%	7.8%	0.7%	0.0%	250
24			23:00	0:00	50	40	60.9%	9.6%	1.7%	1.7%	0.4%	0.9%	2.2%	1.3%	0.0%	0.4%	0.4%	0.0%	0.4%	0.4%	11.3%	7.8%	0.4%	0.0%	250

2044 Operation	Link ID	Road Section	1-hour interval Start	End	Speed Limit (km/hr)	Travel Speed (km/hr)	PC	TAXI	LGV3	LGV4	LGV6	HGV7	HGV8	PLB	PV4	PV5	NFB6	NFB7	NFB8	FBSD	FBDD	MC	HGV9	NFB9	Traffic Flows (veh/hr)
25/26	25/26	Pak Wo Road	0:00	1:00	50	39	51.7%	7.8%	2.1%	2.1%	0.7%	1.4%	2.9%	0.0%	0.0%	0.7%	0.0%	0.0%	0.7%	0.0%	22.7%	6.4%	0.7%	0.0%	300
25/26			1:00	2:00	50	40	63.4%	9.8%	3.1%	3.1%	1.0%	1.5%	3.1%	0.0%	0.0%	0.5%	0.0%	0.0%	0.5%	0.0%	4.6%	8.3%	1.0%	0.0%	200
25/26			2:00	3:00	50	40	64.1%	9.7%	2.8%	2.8%	1.4%	1.4%	2.8%	0.0%	0.0%	0.0%	0.0%	0.0%	0.0%	0.0%	5.5%	8.3%	1.4%	0.0%	100
25/26			3:00	4:00	50	40	62.0%	9.9%	3.3%	3.3%	1.7%	1.7%	3.3%	0.0%	0.0%	0.0%	0.0%	0.0%	0.0%	0.0%	6.6%	8.3%	0.0%	0.0%	100
25/26			4:00	5:00	50	40	62.3%	10.2%	2.0%	2.0%	1.0%	2.0%	4.1%	0.0%	0.0%	0.0%	0.0%	0.0%	0.0%	0.0%	8.2%	8.2%	0.0%	0.0%	100
25/26			5:00	6:00	50	40	52.3%	8.6%	1.7%	1.7%	0.8%	1.7%	3.4%	0.0%	0.0%	0.0%	0.0%	0.0%	0.0%	0.0%	22.9%	6.9%	0.0%	0.0%	100
25/26			6:00	7:00	50	40	51.2%	7.9%	2.6%	2.6%	0.9%	1.3%	2.6%	0.0%	0.0%	0.4%	0.0%	0.0%	0.4%	0.0%	22.6%	6.5%	0.9%	0.0%	200
25/26			7:00	8:00	50	36	51.5%	7.8%	2.4%	2.4%	0.8%	1.4%	2.5%	0.0%	0.2%	0.3%	0.3%	0.3%	0.3%	0.0%	22.6%	6.4%	0.7%	0.0%	600
25/26			8:00	9:00	50	31	51.8%	7.9%	2.2%	2.2%	0.9%	1.3%	2.5%	0.0%	0.1%	0.4%	0.2%	0.2%	0.4%	0.0%	22.5%	6.5%	0.9%	0.0%	950
25/26			9:00	10:00	50	32	51.7%	7.9%	2.2%	2.2%	0.9%	1.2%	2.4%	0.0%	0.1%	0.4%	0.2%	0.2%	0.4%	0.0%	22.6%	6.5%	0.9%	0.0%	900
25/26			10:00	11:00	50	32	51.7%	7.9%	2.2%	2.2%	0.9%	1.2%	2.4%	0.0%	0.1%	0.4%	0.2%	0.2%	0.4%	0.0%	22.7%	6.5%	0.9%	0.0%	900
25/26			11:00	12:00	50	32	51.5%	7.9%	2.3%	2.3%	0.9%	1.2%	2.5%	0.0%	0.1%	0.5%	0.2%	0.2%	0.5%	0.0%	22.7%	6.5%	0.8%	0.0%	850
25/26			12:00	13:00	50	34	51.4%	7.9%	2.2%	2.2%	0.8%	1.3%	2.5%	0.0%	0.1%	0.5%	0.3%	0.3%	0.5%	0.0%	22.6%	6.5%	0.8%	0.0%	750
25/26			13:00	14:00	50	35	55.8%	8.7%	2.3%	2.0%	0.8%	1.1%	2.3%	0.0%	0.3%	0.4%	0.3%	0.3%	0.3%	0.0%	17.6%	7.2%	0.8%	0.0%	700
25/26			14:00	15:00	50	34	55.9%	8.6%	2.3%	1.9%	0.8%	1.2%	2.3%	0.0%	0.3%	0.5%	0.3%	0.3%	0.4%	0.0%	17.6%	7.1%	0.8%	0.0%	800
25/26			15:00	16:00	50	33	55.8%	8.6%	2.2%	1.9%	0.7%	1.2%	2.4%	0.0%	0.2%	0.5%	0.4%	0.2%	0.5%	0.0%	17.5%	7.1%	0.7%	0.0%	850
25/26			16:00	17:00	50	33	55.9%	8.6%	2.2%	2.0%	0.8%	1.2%	2.3%	0.0%	0.2%	0.5%	0.4%	0.2%	0.5%	0.0%	17.6%	7.0%	0.7%	0.0%	850
25/26			17:00	18:00	50	32	55.8%	8.6%	2.3%	1.9%	0.8%	1.2%	2.4%	0.0%	0.2%	0.5%	0.3%	0.2%	0.4%	0.0%	17.6%	7.1%	0.6%	0.0%	950
25/26			18:00	19:00	50	31	56.0%	8.6%	2.2%	1.9%	0.8%	1.2%	2.3%	0.0%	0.2%	0.5%	0.3%	0.2%	0.4%	0.0%	17.5%	7.1%	0.8%	0.0%	1,000
25/26			19:00	20:00	50	33	55.8%	8.6%	2.2%	2.0%	0.7%	1.2%	2.4%	0.0%	0.2%	0.5%	0.4%	0.2%	0.5%	0.0%	17.5%	7.1%	0.7%	0.0%	850
25/26			20:00	21:00	50	35	56.0%	8.7%	2.2%	2.0%	0.7%	1.2%	2.4%	0.0%	0.3%	0.5%	0.3%	0.3%	0.3%	0.0%	17.5%	7.1%	0.6%	0.0%	650
25/26			21:00	22:00	50	36	55.9%	8.6%	2.3%	1.9%	0.8%	1.2%	2.3%	0.0%	0.2%	0.4%	0.4%	0.2%	0.4%	0.0%	17.7%	7.1%	0.8%	0.0%	500
25/26			22:00	23:00	50	37	55.9%	8.7%	2.3%	1.9%	0.8%	1.2%	2.3%	0.0%	0.2%	0.4%	0.4%	0.2%	0.4%	0.0%	17.5%	7.0%	0.8%	0.0%	500
25/26			23:00	0:00	50	38	55.8%	8.7%	2.4%	1.9%	0.9%	1.2%	2.4%	0.0%	0.0%	0.5%	0.2%	0.0%	0.5%	0.0%	17.7%	7.0%	0.9%	0.0%	400
27/28	27/28	Ching Hiu Road	0:00	1:00	50	30	61.5%	9.6%	2.9%	2.6%	1.1%	1.8%	3.3%	0.8%	0.0%	0.7%	0.7%	0.0%	0.7%	0.0%	4.8%	8.2%	1.1%	0.0%	300
27/28			1:00	2:00	50	30	65.7%	10.3%	3.2%	2.8%	1.4%	1.9%	3.7%	0.0%	0.0%	0.9%	0.4%	0.0%	0.4%	0.0%	0.0%	8.4%	0.9%	0.0%	200
27/28			2:00	3:00	50	30	66.5%	10.0%	3.1%	3.1%	1.2%	1.8%	3.7%	0.0%	0.0%	0.7%	0.0%	0.0%	0.0%	0.0%	0.0%	8.7%	1.2%	0.0%	200
27/28			3:00	4:00	50	30	67.3%	11.0%	3.1%	2.3%	1.6%	1.6%	3.9%	0.0%	0.0%	0.0%	0.0%	0.0%	0.0%	0.0%	0.0%	8.6%	0.7%	0.0%	100
27/28			4:00	5:00	50	30	67.1%	10.4%	2.8%	2.8%	1.9%	1.9%	3.8%	0.0%	0.0%	0.0%	0.0%	0.0%	0.0%	0.0%	0.0%	8.5%	0.9%	0.0%	100
27/28			5:00	6:00	50	30	63.9%	9.3%	2.8%	2.8%	1.9%	1.9%	3.7%	0.9%	0.0%	0.0%	0.0%	0.0%	0.0%	0.0%	4.7%	7.4%	0.9%	0.0%	100
27/28			6:00	7:00	50	30	62.6%	9.8%	3.3%	2.8%	0.9%	1.4%	3.7%	1.0%	0.0%	0.5%	0.0%	0.0%	0.0%	0.0%	5.2%	7.9%	0.9%	0.0%	200
27/28			7:00	8:00	50	29	61.7%	9.4%	3.0%	2.7%	1.2%	1.8%	3.4%	0.7%	0.4%	0.5%	0.4%	0.4%	0.4%	0.2%	5.0%	7.8%	1.1%	0.0%	600
27/28			8:00	9:00	50	27	61.9%	9.6%	3.0%	2.7%	1.1%	1.7%	3.3%	0.8%	0.2%	0.5%	0.4%	0.2%	0.4%	0.1%	5.0%	7.9%	1.0%	0.0%	950
27/28			9:00	10:00	50	28	61.8%	9.5%	3.0%	2.7%	1.2%	1.8%	3.4%	0.8%	0.2%	0.6%	0.5%	0.2%	0.5%	0.1%	4.8%	7.9%	1.1%	0.0%	850
27/28			10:00	11:00	50	28	61.7%	9.6%	3.0%	2.7%	1.2%	1.7%	3.4%	0.8%	0.2%	0.6%	0.5%	0.2%	0.5%	0.1%	4.8%	8.0%	1.0%	0.0%	850
27/28			11:00	12:00	50	28	61.7%	9.5%	3.1%	2.8%	1.2%	1.7%	3.4%	0.8%	0.2%	0.5%	0.5%	0.2%	0.5%	0.1%	4.8%	8.0%	1.1%	0.0%	850
27/28			12:00	13:00	50	28	61.5%	9.5%	3.0%	2.8%	1.2%	1.7%	3.4%	0.9%	0.3%	0.6%	0.4%	0.3%	0.4%	0.1%	5.0%	7.9%	1.0%	0.0%	700
27/28			13:00	14:00	50	29	58.4%	9.1%	2.9%	2.6%	1.0%	1.6%	3.1%	0.9%	0.1%	0.6%	0.3%	0.3%	0.4%	0.2%	9.8%	7.5%	1.0%	0.0%	700
27/28			14:00	15:00	50	28	58.6%	9.1%	2.9%	2.7%	1.1%	1.6%	3.2%	0.9%	0.1%	0.5%	0.4%	0.3%	0.5%	0.1%	9.4%	7.5%	0.9%	0.0%	750
27/28			15:00	16:00	50	28	58.5%	9.1%	2.9%	2.5%	1.0%	1.6%	3.2%	1.0%	0.1%	0.5%	0.4%	0.3%	0.5%	0.1%	9.8%	7.5%	1.0%	0.0%	800
27/28			16:00	17:00	50	28	58.3%	9.0%	3.0%	2.7%	1.0%	1.7%	3.3%	1.0%	0.1%	0.6%	0.4%	0.2%	0.5%	0.1%	9.7%	7.4%	1.0%	0.0%	800
27/28			17:00	18:00	50	27	58.4%	9.2%	3.1%	2.7%	1.0%	1.6%	3.2%	0.9%	0.1%	0.6%	0.3%	0.2%	0.5%	0.1%	9.7%	7.4%	1.0%	0.0%	900
27/28			18:00	19:00	50	27	59.0%	9.2%	3.0%	2.7%	1.0%	1.7%	3.2%	0.9%	0.1%	0.6%	0.3%	0.2%	0.4%	0.1%	9.1%	7.5%	1.0%	0.0%	900
27/28			19:00	20:00	50	28	58.4%	9.2%	3.0%	2.7%	1.0%	1.6%	3.1%	1.0%	0.1%	0.5%	0.4%	0.2%	0.5%	0.1%	9.7%	7.5%	1.0%	0.0%	800
27/28			20:00	21:00	50	29	58.5%	9.1%	2.8%	2.7%	0.9%	1.7%	3.1%	1.0%	0.2%	0.6%	0.3%	0.3%	0.5%	0.2%	9.7%	7.4%	0.9%	0.0%	600
27/28			21:00	22:00	50	29	58.0%	9.0%	3.0%	2.6%	1.0%	1.8%	3.2%	1.0%	0.2%	0.6%	0.4%	0.4%	0.4%	0.2%	9.7%	7.6%	1.0%	0.0%	500
27/28			22:00	23:00	50	29	58.2%	9.1%	2.8%	2.6%	1.0%	1.8%	3.0%	1.0%	0.2%	0.6%	0.4%	0.4%	0.4%	0.2%	9.7%	7.3%	1.0%	0.0%	500
27/28			23:00	0:00	50	30	58.6%	9.1%	3.0%	2.7%	1.0%	1.7%	3.2%	1.0%	0.0%	0.5%	0.2%	0.0%	0.5%	0.0%	9.8%	7.6%	1.0%	0.0%	400
29/30	29/30	Ching Hiu Road	0:00	1:00	50	30	62.9%	10.0%	2.9%	2.9%	0.7%	1.8%	3.6%	1.4%	0.0%	0.7%	0.7%	0.0%	0.7%	0.4%	2.6%	7.8%	1.1%	0.0%	300
29/30			1:00	2:00	50	30	65.7%	10.5%	3.1%	3.1%	0.9%	1.8%	4.0%	0.0%	0.0%	0.9%	0.5%	0.0%	0.5%	0.0%	0.0%	8.3%	0.9%	0.0%	200
29/30			2:00	3:00	50	30	66.8%	10.1%	3.0%	3.0%	1.2%	1.8%	3.6%	0.0%	0.0%	0.6%	0.0%	0.0%	0.0%	0.0%	0.0%	8.9%	1.2%	0.0%	200
29/30			3:00	4:00	50	30	67.4%	11.1%	3.0%	3.0%	1.5%	1.5%	3.0%	0.0%	0.0%	0.0%	0.0%	0.0%	0.0%	0.0%	0.0%	8.1%	1.5%	0.0%	100
29/30			4:00	5:00	50	30	67.2%	10.0%	3.7%	2.8%	1.8%	1.8%	3.7%	0.0%	0.0%	0.0%	0.0%	0.0%	0.0%	0.0%	0.0%	8.2%	1.0%	0.0%	100
29/30			5:00	6:00	50	30	64.8%	9.6%	3.5%	2.7%	1.8%	1.8%	3.5%	1.8%	0.0%	0.0%	0.0%	0.0%	0.0%	0.0%	1.8%	7.9%	0.9%	0.0%	100
29/30			6:00	7:00	50	30	64.0%	9.8%	3.2%	2.7%	0.9%	1.8%	3.6%	1.8%	0.0%	0.4%	0.0%	0.0%	0.0%	0.0%	2.8%	8.1%	0.9%	0.0%	200
29/30			7:00	8:00	50	29	63.0%	9.7%	2.9%	2.7%	1.0%	1.9%	3.4%	1.7%	0.3%	0.5%	0.3%	0.3%	0.3%	0.2%	2.5%	8.1%	1.0%	0.0%	600
29/30			8:00	9:00	50	27	63.4%	9.9%	2.9%	2.7%	1.0%	1.7%	3.3%	1.6%	0.2%	0.5%	0.4%	0.2%	0.4%	0.2%	2.3%	8.1%	1.0%	0.0%	1,000
29/30			9:00	10:00	50	28	63.2%	9.8%	2.9%	2.7%	1.0%	1.8%	3.4%	1.7%	0.2%	0.6%	0.4%	0.2%	0.4%	0.2%	2.4%	8.1%	1.0%	0.0%	900
29/30			10:00	11:00	50	28	63.1%	9.8%	2.9%	2.8%	1.0%	1.8%	3.3%	1.7%	0.2%	0.6%	0.4%	0.2%	0.4%	0.2%	2.5%	8.1%	1.0%	0.0%	900
29/30			11:00	12:00	50	28	63.1%	9.8%	3.0%	2.7%	1.0%	1.7%	3.4%	1.6%	0.2%	0.6%	0.5%	0.2%	0.5%	0.2%	2.4%	8.1%	1.0%	0.0%	850
29/30			12:00	13:00	50	28	63.3%	9.9%	2.9%	2.6%	1.1%	1.7%	3.3%	1.6%	0.3%	0.5%	0.4%	0.3%	0.4%	0.3%	2.3%	8.1%	1.1%	0.0%	750
29/30			13:00	14:00	50	29	62.6%	9.7%	3.0%	3.0%	1.0%	1.7%	3.3%	1.7%	0.3%	0.6%	0.4%	0.3%	0.4%	0.1%	3.0%	7.9%	1.1%	0.0%	700
29/30			14:00	15:00	50	28	62.3%	9.7%	3.1%	2.9%	1.0%	1.7%	3.4%	1.7%	0.3%	0.5%	0.5%	0.3%	0.5%	0.3%	3.1%	7.9%	1.0%	0.0%	800
29/30			15:00	16:00	50	28	62.4%	9.8%	3.0%	2.9%	1.1%	1.7%	3.5%	1.7%	0.2%	0.5%	0.5%	0.2%	0.5%	0.2%	3.0%	7.8%	1.0%	0.0%	850
29/30			16:00	17:00	50	28	62.4%	9.7%	3.0%	2.9%	1.1%	1.6%	3.4%	1.6%	0.2%	0.6%	0.5%	0.2%	0.5%	0.2%	3.0%	7.9%	1.1%	0.0%	850
29/30			17:00	18:00	50	27	62.6%	9.8%	3.0%	2.9%	1.1%	1.6%	3.4%	1.6%	0.2%	0.5%	0.4%	0.2%	0.4%	0.2%	3.0%	7.8%	1.1%	0.0%	950
29/30			18:00	19:00	50	27	62.6%	9.8%	3.0%	2.9%	1.0%	1.7%	3.4%	1.7%	0.2%	0.5%	0.4%	0.2%	0.4%	0.2%	3.0%	7.9%	1.0%	0.0%	950
29/30			19:00	20:00	50	28	62.5%	9.8%	3.0%	3.0%	1.1%	1.7%	3.5%	1.7%	0.2%	0.5%	0.5%	0.2%	0.5%	0.2%	3.0%	7.9%	1.0%	0.0%	850
29/30			20:00	21:00	50	29	62.8%	9.7%	3.0%	2.9%	1.1%	1.7%	3.3%	1.7%	0.3%	0.4%	0.3%	0.3%	0.3%	0.1%	3.0%	7.9%	1.1%	0.0%	650
29/30			21:00	22:00	50	29	62.1%	9.8%	3.1%	2.9%	1.2%	1.7%	3.2%	1.7%	0.4%	0.6%	0.4%	0.4%	0.4%	0.2%	3.1%	7.8%	1.2%	0.0%	500
29/30			22:00	23:00	50	29	62.1%	9.7%	3.1%	2.9%	1.2%	1.6%	3.3%	1.6%	0.4%	0.6%	0.4%	0.4%	0.4%	0.2%	3.1%	8.0%	1.2%	0.0%	500
29/30			23:00	0:00	50	30	63.3%	9.8%	2.9%	2.9%	1.0%	1.7%	3.6%	1.7%	0.0%	0.5%	0.5%	0.0%	0.5%	0.2%	2.9%	7.9%	1.0%	0.0%	400
31/32	31/32	Ching Hiu Road	0:00	1:00	50	30	59.5%	9.3%	4.1%	3.4%	1.7%	1.7%	4.6%	2.9%	0.0%	0.0%	0.0%	0.0%	0.0%	0.6%	3.4%	7.6%	1.2%	0.0%	200
31/32			1:00	2:00	50	30	64.7%	9.8%	3.8%	3.8%	1.5%	2.3%	4.5%	0.0%	0.0%	0.0%	0.0%	0.0%	0.0%	0.0%	0.0%	8.3%	1.5%	0.0%	100
31/32			2:00	3:00	50	30	63.5%	9.6%	3.9%	3.9%	1.9%	2.9%	4.8%	0.0%	0.0%	0.0%	0.0%	0.0%	0.0%	0.0%	0.0%	7.7%	1.9%	0.0%	100
31/32			3:00	4:00	50	30	63.9%	9.6%	3.6%	3.6%	2.4%	2.4%	4.8%	0.0%	0.0%	0.0%	0.0%	0.0%	0.0%	0.0%	0.0%	8.5%	1.2%	0.0%	100
31/32			4:00	5:00	50	30	61.5%	10.0%	4.3%	4.3%	1.4%	2.9%	5.7%	0.0%	0.0%	0.0%	0.0%	0.0%	0.0%	0.0%	0.0%	8.6%	1.4%	0.0%	100
31/32			5:00	6:00	50	30	59.3%	8.3%	4.0%	4.0%	1.3%	2.8%	5.5%	2.8%	0.0%	0.0%	0.0%	0.0%	0.0%	0.0%	2.6%	8.3%	1.3%	0.0%	100
31/32			6:00	7:00	50	30	59.5%	9.5%	3.6%	3.6%	1.5%	2.2%	4.3%	2.9%	0.0%	0.0%	0.0%	0.0%	0.0%	0.0%	3.6%	8.0%	1.5%	0.0%	100
31/32			7:00	8:00	50	30	58.2%	9.0%	3.8%	3.5%	1.4%	2.2%	4.6%	3.0%	0.0%	0.5%	0.5%	0.5%	0.5%	0.3%	3.2%	7.4%	1.4%	0.0%	400
31/32			8:00	9:00	50	30	58.2%	9.0%	3.8%	3.6%	1.5%	2.2%	4.6%	2.9%	0.0%	0.4%	0.4%	0.4%	0.4%	0.4%	3.4%	7.5%	1.5%	0.0%	550
31/32			9:00	10:00	50	29	58.4%	8.9%	3.8%	3.6%	1.5%	2.2%	4.5%	3.0%	0.0%	0.4%	0.4%	0.4%	0.4%	0.4%	3.4%	7.5%	1.5%	0.0%	550
31/32			10:00	11:00	50	29	58.2%	9.0%	3.9%	3.8%	1.4%	2.2%	4.5%	3.0%	0.0%	0.4%	0.4%	0.4%	0.4%	0.4%	3.3%	7.4%	1.4%	0.0%	550
31/32			11:00	12:00	50	29	58.2%	8.9%	3.9%	3.7%	1.5%	2.0%	4.6%	2.9%	0.0%	0.4%	0.4%	0.4%	0.4%	0.4%	3.4%	7.5%	1.5%	0.0%	550
31/32			12:00	13:00	50	30	58.6%	9.0%	3.6%	3.4%	1.5%	2.1%	4.5%	2.8%	0.0%	0.4%	0.4%	0.4%	0.4%	0.4%	3.3%	7.5%	1.5%	0.0%	500
31/32			13:00	14:00	50	30	65.5%	10.2%	2.0%	1.8%	0.7%	0.9%	2.0%	2.5%	0.0%	0.5%	0.5%	0.5%	0.5%	0.2%	3.6%	8.2%	0.7%	0.0%	450
31/32			14:00	15:00	50	30	65.1%	10.0%	1.9%	1.7%	0.6%	1.0%	2.3%	2.3%	0.0%	0.6%	0.4%	0.4%	0.6%	0.4%	3.7%	8.4%	0.6%	0.0%	500
31/32			15:00	16:00	50	30	65.0%	10.3%	1.8%	1.8%	0.6%	1.2%	2.2%	2.3%	0.0%	0.6%	0.4%	0.4%	0.6%	0.4%	3.7%	8.3%	0.6%	0.0%	500
31/32			16:00	17:00	50	29	65.4%	10.2%	1.8%	1.7%	0.6%	1.1%	2.2%	2.4%	0.0%	0.6%	0.4%	0.4%	0.6%	0.4%	3.5%	8.3%	0.6%	0.0%	550
31/32			17:00	18:00	50	29	65.4%	10.1%	1.9%	1.8%	0.5%	1.1%	2.1%	2.3%	0.0%	0.7%	0.4%	0.4%	0.7%	0.3%	3.7%	8.2%	0.5%	0.0%	600
31/32			18:00	19:00	50	29	65.2%	10.1%	1.9%	1.8%	0.6%	1.0%	2.2%	2.4%	0.0%	0.6%	0.3%	0.3%	0.6%	0.3%	3.7%	8.3%	0.6%	0.0%	700
31/32			19:00	20:00	50	29	64.9%	10.1%	1.9%	1.7%	0.6%	1.2%	2.3%	2.5%	0.0%	0.6%	0.4%	0.4%	0.6%	0.4%	3.6%	8.4%	0.6%	0.0%	500
31/32			20:00	21:00	50	30	64.7%	10.1%	1.9%	1.9%	0.7%	1.0%	2.2%	2.4%	0.0%	0.5%	0.5%	0.5%	0.5%	0.2%	3.9%	8.2%	0.7%	0.0%	400
31/32			21:00	22:00	50	30	65.3%	9.9%	1.9%	1.9%	0.6%	0.9%	2.2%	2.5%	0.0%	0.6%	0.3%	0.3%	0.6%	0.3%	3.7%	8.3%	0.6%	0.0%	300
31/32			22:00	23:00	50	30	65.1%	10.0%	1.9%	1.9%	0.6%	1.0%	2.2%	2.5%	0.0%	0.6%	0.3%	0.3%	0.6%	0.3%	3.8%	8.1%	0.6%	0.0%	300
31/32			23:00	0:00	50	30	65.0%	10.2%	1.9%	1.9%	0.4%	1.2%	2.3%	2.3%	0.0%	0.8%	0.0%	0.0%	0.8%	0.4%	3.8%	8.3%	0.8%	0.0%	300
33/34	33/34	Ching Shing Road	0:00	1:00	50	29	62.9%	9.6%	3.5%	3.2%	1.5%	2.0%	4.1%	0.0%	0.0%	0.6%	0.6%	0.3%	0.6%	0.0%	2.0%	8.1%	1.2%	0.0%	350
33/34			1:00	2:00	50	30	64.1%	9.8%	3.8%	3.1%	1.4%	2.1%	4.2%	0.0%	0.0%	0.7%	0.4%	0.0%	0.7%	0.0%	0.0%	8.4%	1.4%	0.0%	300
33/34			2:00	3:00	50	30	65.0%	10.3%	3.3%	3.3%	1.4%	1.9%	4.2%	0.0%	0.0%	0.9%	0.0%	0.0%	0.4%	0.0%	0.0%	8.4%	0.9%	0.0%	200
33/34			3:00	4:00	50	30	64.9%	10.0%	4.1%	3.5%	1.2%	2.4%	4.1%	0.0%	0.0%	0.0%	0.0%	0.0%	0.0%	0.0%	0.0%	8.8%	1.2%	0.0%	200
33/34			4:00	5:00	50	30	65.5%	10.6%	3.7%	3.7%	1.4%	2.3%	3.7%	0.0%	0.0%	0.0%	0.0%	0.0%	0.0%	0.0%	0.0%	7.8%	1.4%	0.0%	150
33/34			5:00	6:00	50	30	64.3%	10.1%	3.6%	3.6%	1.4%	2.3%	3.6%	0.0%	0.0%	0.0%	0.0%	0.0%	0.0%	0.0%	1.9%	7.8%	1.4%	0.0%	150
33/34			6:00	7:00	50	30	63.4%	9.9%	3.7%	3.3%	1.4%	1.8%	4.0%	0.0%	0.0%	0.7%	0.0%	0.0%	0.4%	0.0%	2.2%	8.0%	1.1%	0.0%	250
33/34			7:00	8:00	50	27	63.0%	9.8%	3.5%	3.4%	1.3%	2.0%	3.9%	0.0%	0.3%	0.6%	0.3%	0.3%	0.4%	0.0%	2.1%	8.1%	1.3%	0.0%	750
33/34			8:00	9:00	50	22	62.9%	9.7%	3.6%	3.3%	1.4%	2.0%	4.0%	0.0%	0.2%	0.5%	0.3%	0.3%	0.4%	0.0%	2.0%	8.1%	1.2%	0.0%	1,150
33/34			9:00	10:00	50	23	62.9%	9.7%	3.5%	3.3%	1.4%	2.0%	3.9%	0.0%	0.2%	0.5%	0.4%	0.3%	0.5%	0.0%	2.1%	8.1%	1.3%	0.0%	1,100
33/34			10:00	11:00	50	23	63.0%	9.7%	3.5%	3.3%	1.4%	2.0%	3.9%	0.0%	0.2%	0.5%	0.4%	0.3%	0.5%	0.0%	2.1%	8.1%	1.3%	0.0%	1,100
33/34			11:00	12:00	50	23	62.8%	9.8%	3.6%	3.3%	1.4%	2.0%	3.9%	0.0%	0.2%	0.6%	0.4%	0.3%	0.5%	0.0%	2.0%	8.1%	1.2%	0.0%	1,100
33/34			12:00	13:00	50	25	62.9%	9.7%	3.5%	3.4%	1.4%	2.0%	4.0%	0.0%	0.2%	0.4%	0.4%	0.3%	0.4%	0.0%	2.1%	8.1%	1.2%	0.0%	900
33/34			13:00	14:00	50	26	66.8%	10.3%	2.4%	2.2%	0.9%	1.4%	2.8%	0.0%	0.2%	0.6%	0.2%	0.2%	0.5%	0.0%	2.0%	8.6%	0.9%	0.0%	850
33/34			14:00	15:00	50	25	66.5%	10.3%	2.4%	2.2%	0.9%	1.4%	2.8%	0.0%	0.2%	0.5%	0.4%	0.4%	0.4%	0.0%	2.0%	8.6%	0.8%	0.0%	950
33/34			15:00	16:00	50	24	66.5%	10.4%	2.5%	2.3%	0.9%	1.4%	2.9%	0.0%	0.2%	0.5%	0.4%	0.4%	0.5%	0.0%	2.0%	8.6%	0.8%	0.0%	1,000
33/34			16:00	17:00	50	24	66.3%	10.4%	2.4%	2.3%	0.9%	1.4%	2.8%	0.0%	0.2%	0.7%	0.4%	0.4%	0.6%	0.0%	2.0%	8.5%	0.9%	0.0%	1,050
33/34			17:00	18:00	50	23	66.5%	10.3%	2.4%	2.3%	0.9%	1.4%	2.8%	0.0%	0.2%	0.6%	0.4%	0.4%	0.5%	0.0%	1.9%	8.5%	0.9%	0.0%	1,100
33/34			18:00	19:00	50	23	66.6%	10.3%	2.5%	2.3%	0.9%	1.4%	2.8%	0.0%	0.2%	0.6%	0.3%	0.3%	0.5%	0.0%	2.0%	8.5%	0.9%	0.0%	1,200
33/34			19:00	20:00	50	24	66.6%	10.4%	2.4%	2.2%	0.9%	1.4%	2.8%	0.0%	0.2%	0.5%	0.4%	0.4%	0.5%	0.0%	1.9%	8.5%	0.9%	0.0%	1,000
33/34			20:00	21:00	50	26	66.7%	10.3%	2.5%	2.3%	0.9%	1.3%	2.8%	0.0%	0.2%	0.6%	0.2%	0.2%	0.5%	0.0%	2.0%	8.5%	0.9%	0.0%	800
33/34			21:00	22:00	50	27	66.5%	10.3%	2.3%	2.3%	0.9%	1.4%	2.7%	0.0%	0.3%	0.6%	0.3%	0.3%	0.6%	0.0%	1.9%	8.5%	0.9%	0.0%	650
33/34			22:00	23:00	50	27	66.3%	10.3%	2.4%	2.4%	0.9%	1.4%	2.7%	0.0%	0.3%	0.6%	0.3%	0.3%	0.6%	0.0%	1.9%	8.4%	0.9%	0.0%	650
33/34			23:00	0:00	50	28	66.7%	10.4%	2.5%	2.3%	0.8%	1.4%	2.9%	0.0%	0.0%	0.6%	0.4%	0.4%	0.4%	0.0%	1.9%	8.5%	0.8%	0.0%	550

2044 Operation	Link ID	Road Section	1-hour interval Start	End	Speed Limit (km/hr)	Travel Speed (km/hr)	Vehicle Composition PC	TAXI	LGV3	LGV4	LGV6	HGV7	HGV8	PLB	PV4	PV5	NFB6	NFB7	NFB8	FBSD	FBDD	MC	HGV9	NFB9	Traffic Flows (veh/hr)
35a/36a	35a/36a	Ping Kong Road	0:00	1:00	50	30	70.2%	10.7%	0.0%	0.0%	0.0%	0.0%	0.0%	0.0%	0.0%	0.7%	0.7%	0.0%	0.7%	0.0%	7.9%	9.0%	0.0%	0.0%	300
35a/36a			1:00	2:00	50	30	76.5%	12.0%	0.0%	0.0%	0.0%	0.0%	0.0%	0.0%	0.0%	0.9%	0.4%	0.0%	0.4%	0.0%	0.0%	9.7%	0.0%	0.0%	200
35a/36a			2:00	3:00	50	30	77.5%	11.7%	0.0%	0.0%	0.0%	0.0%	0.0%	0.0%	0.0%	0.8%	0.0%	0.0%	0.0%	0.0%	0.0%	10.0%	0.0%	0.0%	150
35a/36a			3:00	4:00	50	30	77.7%	11.6%	0.0%	0.0%	0.0%	0.0%	0.0%	0.0%	0.0%	0.7%	0.0%	0.0%	0.0%	0.0%	0.0%	10.0%	0.0%	0.0%	100
35a/36a			4:00	5:00	50	30	77.6%	12.2%	0.0%	0.0%	0.0%	0.0%	0.0%	0.0%	0.0%	0.0%	0.0%	0.0%	0.0%	0.0%	0.0%	10.3%	0.0%	0.0%	100
35a/36a			5:00	6:00	50	30	70.0%	11.1%	0.0%	0.0%	0.0%	0.0%	0.0%	1.7%	0.0%	0.0%	0.0%	0.0%	0.0%	0.0%	7.8%	9.4%	0.0%	0.0%	100
35a/36a			6:00	7:00	50	30	69.9%	11.1%	0.0%	0.0%	0.0%	0.0%	0.0%	0.9%	0.0%	0.9%	0.4%	0.0%	0.4%	0.0%	7.6%	8.8%	0.0%	0.0%	200
35a/36a			7:00	8:00	50	27	69.8%	10.9%	0.0%	0.0%	0.0%	0.0%	0.0%	1.0%	0.2%	0.7%	0.3%	0.3%	0.3%	0.0%	7.5%	8.9%	0.0%	0.0%	550
35a/36a			8:00	9:00	50	22	70.2%	10.9%	0.0%	0.0%	0.0%	0.0%	0.0%	0.7%	0.2%	0.7%	0.4%	0.3%	0.4%	0.0%	7.4%	8.9%	0.0%	0.0%	1,150
35a/36a			9:00	10:00	50	24	69.9%	10.9%	0.0%	0.0%	0.0%	0.0%	0.0%	1.0%	0.2%	0.6%	0.4%	0.2%	0.4%	0.0%	7.4%	8.9%	0.0%	0.0%	850
35a/36a			10:00	11:00	50	24	69.6%	10.9%	0.0%	0.0%	0.0%	0.0%	0.0%	1.0%	0.2%	0.7%	0.4%	0.2%	0.4%	0.0%	7.5%	8.9%	0.0%	0.0%	900
35a/36a			11:00	12:00	50	25	69.7%	11.0%	0.0%	0.0%	0.0%	0.0%	0.0%	1.0%	0.2%	0.6%	0.5%	0.2%	0.5%	0.0%	7.5%	8.9%	0.0%	0.0%	800
35a/36a			12:00	13:00	50	26	69.7%	10.9%	0.0%	0.0%	0.0%	0.0%	0.0%	0.9%	0.3%	0.7%	0.4%	0.3%	0.4%	0.0%	7.5%	8.9%	0.0%	0.0%	700
35a/36a			13:00	14:00	50	26	65.2%	10.1%	0.0%	0.0%	0.0%	0.0%	0.0%	1.7%	0.1%	0.9%	0.4%	0.3%	0.4%	0.0%	12.7%	8.2%	0.0%	0.0%	650
35a/36a			14:00	15:00	50	25	65.3%	10.0%	0.0%	0.0%	0.0%	0.0%	0.0%	1.7%	0.1%	0.8%	0.4%	0.3%	0.4%	0.0%	12.9%	8.3%	0.0%	0.0%	700
35a/36a			15:00	16:00	50	25	65.4%	10.1%	0.0%	0.0%	0.0%	0.0%	0.0%	1.7%	0.1%	0.7%	0.4%	0.2%	0.4%	0.0%	12.8%	8.2%	0.0%	0.0%	800
35a/36a			16:00	17:00	50	24	65.3%	10.1%	0.0%	0.0%	0.0%	0.0%	0.0%	1.8%	0.1%	0.7%	0.3%	0.2%	0.3%	0.0%	12.9%	8.3%	0.0%	0.0%	800
35a/36a			17:00	18:00	50	23	65.2%	10.1%	0.0%	0.0%	0.0%	0.0%	0.0%	1.6%	0.1%	0.8%	0.4%	0.3%	0.4%	0.0%	12.8%	8.2%	0.0%	0.0%	900
35a/36a			18:00	19:00	50	25	65.5%	10.1%	0.0%	0.0%	0.0%	0.0%	0.0%	1.7%	0.1%	0.7%	0.4%	0.3%	0.4%	0.0%	12.5%	8.3%	0.0%	0.0%	650
35a/36a			19:00	20:00	50	24	65.5%	10.0%	0.0%	0.0%	0.0%	0.0%	0.0%	1.7%	0.1%	0.7%	0.4%	0.2%	0.4%	0.0%	12.9%	8.2%	0.0%	0.0%	800
35a/36a			20:00	21:00	50	26	65.1%	9.9%	0.0%	0.0%	0.0%	0.0%	0.0%	1.8%	0.1%	0.8%	0.4%	0.3%	0.4%	0.0%	12.9%	8.2%	0.0%	0.0%	600
35a/36a			21:00	22:00	50	27	65.1%	9.9%	0.0%	0.0%	0.0%	0.0%	0.0%	1.7%	0.2%	0.8%	0.4%	0.4%	0.4%	0.0%	12.9%	8.2%	0.0%	0.0%	500
35a/36a			22:00	23:00	50	27	65.2%	9.9%	0.0%	0.0%	0.0%	0.0%	0.0%	1.8%	0.2%	0.8%	0.4%	0.4%	0.4%	0.0%	12.8%	8.2%	0.0%	0.0%	450
35a/36a			23:00	0:00	50	28	66.5%	10.3%	0.0%	0.0%	0.0%	0.0%	0.0%	0.0%	0.0%	0.7%	0.5%	0.2%	0.5%	0.0%	12.9%	8.4%	0.0%	0.0%	400
35b/36b	35b/36b	Ping Kong Road	0:00	1:00	50	30	67.8%	10.4%	0.0%	0.0%	0.0%	0.0%	0.0%	0.0%	0.0%	0.5%	0.0%	0.0%	0.0%	0.0%	13.0%	8.3%	0.0%	0.0%	150
35b/36b			1:00	2:00	50	30	78.7%	11.5%	0.0%	0.0%	0.0%	0.0%	0.0%	0.0%	0.0%	0.0%	0.0%	0.0%	0.0%	0.0%	0.0%	9.7%	0.0%	0.0%	100
35b/36b			2:00	3:00	50	30	77.0%	12.7%	0.0%	0.0%	0.0%	0.0%	0.0%	0.0%	0.0%	0.0%	0.0%	0.0%	0.0%	0.0%	0.0%	10.3%	0.0%	0.0%	100
35b/36b			3:00	4:00	50	30	77.2%	12.9%	0.0%	0.0%	0.0%	0.0%	0.0%	0.0%	0.0%	0.0%	0.0%	0.0%	0.0%	0.0%	0.0%	10.0%	0.0%	0.0%	100
35b/36b			4:00	5:00	50	30	77.5%	12.0%	0.0%	0.0%	0.0%	0.0%	0.0%	0.0%	0.0%	0.0%	0.0%	0.0%	0.0%	0.0%	0.0%	10.5%	0.0%	0.0%	100
35b/36b			5:00	6:00	50	30	64.6%	10.2%	0.0%	0.0%	0.0%	0.0%	0.0%	3.0%	0.0%	0.0%	0.0%	0.0%	0.0%	0.0%	13.4%	8.9%	0.0%	0.0%	100
35b/36b			6:00	7:00	50	30	66.3%	10.2%	0.0%	0.0%	0.0%	0.0%	0.0%	1.6%	0.0%	0.0%	0.0%	0.0%	0.0%	0.0%	13.4%	8.6%	0.0%	0.0%	100
35b/36b			7:00	8:00	50	29	65.1%	10.1%	0.0%	0.0%	0.0%	0.0%	0.0%	1.8%	0.0%	0.6%	0.6%	0.3%	0.6%	0.0%	12.7%	8.3%	0.0%	0.0%	250
35b/36b			8:00	9:00	50	25	65.2%	10.1%	0.0%	0.0%	0.0%	0.0%	0.0%	1.7%	0.1%	0.6%	0.4%	0.3%	0.4%	0.0%	12.8%	8.4%	0.0%	0.0%	600
35b/36b			9:00	10:00	50	27	65.1%	10.0%	0.0%	0.0%	0.0%	0.0%	0.0%	1.7%	0.2%	0.6%	0.4%	0.4%	0.4%	0.0%	12.9%	8.3%	0.0%	0.0%	450
35b/36b			10:00	11:00	50	27	64.8%	10.2%	0.0%	0.0%	0.0%	0.0%	0.0%	1.7%	0.2%	0.6%	0.4%	0.4%	0.4%	0.0%	13.0%	8.4%	0.0%	0.0%	450
35b/36b			11:00	12:00	50	27	64.7%	10.1%	0.0%	0.0%	0.0%	0.0%	0.0%	1.8%	0.2%	0.6%	0.4%	0.4%	0.4%	0.0%	13.2%	8.3%	0.0%	0.0%	400
35b/36b			12:00	13:00	50	28	64.9%	10.2%	0.0%	0.0%	0.0%	0.0%	0.0%	1.6%	0.2%	0.5%	0.5%	0.5%	0.5%	0.0%	13.0%	8.3%	0.0%	0.0%	350
35b/36b			13:00	14:00	50	28	56.9%	8.9%	0.0%	0.0%	0.0%	0.0%	0.0%	2.9%	0.0%	0.5%	0.5%	0.5%	0.5%	0.0%	22.2%	7.1%	0.0%	0.0%	300
35b/36b			14:00	15:00	50	28	56.4%	8.9%	0.0%	0.0%	0.0%	0.0%	0.0%	3.1%	0.0%	0.4%	0.4%	0.4%	0.4%	0.0%	22.6%	7.1%	0.0%	0.0%	350
35b/36b			15:00	16:00	50	27	56.5%	8.9%	0.0%	0.0%	0.0%	0.0%	0.0%	3.0%	0.0%	0.4%	0.4%	0.4%	0.4%	0.0%	22.8%	7.2%	0.0%	0.0%	350
35b/36b			16:00	17:00	50	27	56.9%	9.0%	0.0%	0.0%	0.0%	0.0%	0.0%	3.0%	0.0%	0.4%	0.4%	0.4%	0.4%	0.0%	22.3%	7.1%	0.0%	0.0%	400
35b/36b			17:00	18:00	50	27	56.3%	8.8%	0.0%	0.0%	0.0%	0.0%	0.0%	3.0%	0.0%	0.6%	0.6%	0.6%	0.6%	0.0%	22.4%	7.1%	0.0%	0.0%	450
35b/36b			18:00	19:00	50	28	56.7%	8.9%	0.0%	0.0%	0.0%	0.0%	0.0%	3.0%	0.0%	0.5%	0.5%	0.5%	0.5%	0.0%	22.3%	7.1%	0.0%	0.0%	300
35b/36b			19:00	20:00	50	27	56.8%	8.8%	0.0%	0.0%	0.0%	0.0%	0.0%	2.9%	0.0%	0.4%	0.4%	0.4%	0.4%	0.0%	22.8%	7.1%	0.0%	0.0%	350
35b/36b			20:00	21:00	50	28	56.5%	8.9%	0.0%	0.0%	0.0%	0.0%	0.0%	3.1%	0.0%	0.5%	0.5%	0.5%	0.5%	0.0%	22.3%	7.1%	0.0%	0.0%	300
35b/36b			21:00	22:00	50	29	56.5%	8.7%	0.0%	0.0%	0.0%	0.0%	0.0%	3.0%	0.0%	0.7%	0.7%	0.7%	0.7%	0.0%	22.2%	7.0%	0.0%	0.0%	200
35b/36b			22:00	23:00	50	29	56.2%	8.8%	0.0%	0.0%	0.0%	0.0%	0.0%	3.0%	0.0%	0.7%	0.7%	0.7%	0.7%	0.0%	22.2%	7.1%	0.0%	0.0%	200
35b/36b			23:00	0:00	50	30	57.5%	8.8%	0.0%	0.0%	0.0%	0.0%	0.0%	0.0%	0.0%	0.8%	0.8%	0.8%	0.8%	0.0%	23.3%	7.1%	0.0%	0.0%	250
35d/36d	35d/36d	Ping Kong Road	0:00	1:00	50	30	80.6%	9.5%	0.0%	0.0%	0.0%	0.0%	0.0%	0.0%	0.0%	0.0%	0.0%	0.0%	0.0%	0.0%	0.0%	9.9%	0.0%	0.0%	100
35d/36d			1:00	2:00	50	30	79.4%	10.0%	0.0%	0.0%	0.0%	0.0%	0.0%	0.0%	0.0%	0.0%	0.0%	0.0%	0.0%	0.0%	0.0%	10.7%	0.0%	0.0%	100
35d/36d			2:00	3:00	50	30	80.4%	9.4%	0.0%	0.0%	0.0%	0.0%	0.0%	0.0%	0.0%	0.0%	0.0%	0.0%	0.0%	0.0%	0.0%	10.2%	0.0%	0.0%	100
35d/36d			3:00	4:00	50	30	80.5%	8.3%	0.0%	0.0%	0.0%	0.0%	0.0%	0.0%	0.0%	0.0%	0.0%	0.0%	0.0%	0.0%	0.0%	11.2%	0.0%	0.0%	100
35d/36d			4:00	5:00	50	30	80.2%	10.1%	0.0%	0.0%	0.0%	0.0%	0.0%	0.0%	0.0%	0.0%	0.0%	0.0%	0.0%	0.0%	0.0%	9.7%	0.0%	0.0%	100
35d/36d			5:00	6:00	50	30	77.2%	9.7%	0.0%	0.0%	0.0%	0.0%	0.0%	3.8%	0.0%	0.0%	0.0%	0.0%	0.0%	0.0%	0.0%	9.3%	0.0%	0.0%	100
35d/36d			6:00	7:00	50	30	79.4%	8.5%	0.0%	0.0%	0.0%	0.0%	0.0%	2.1%	0.0%	0.0%	0.0%	0.0%	0.0%	0.0%	0.0%	10.1%	0.0%	0.0%	100
35d/36d			7:00	8:00	50	30	77.2%	8.4%	0.0%	0.0%	0.0%	0.0%	0.0%	2.3%	0.0%	0.8%	0.3%	0.3%	0.8%	0.0%	0.0%	10.0%	0.0%	0.0%	250
35d/36d			8:00	9:00	50	28	77.7%	8.1%	0.0%	0.0%	0.0%	0.0%	0.0%	2.1%	0.2%	0.5%	0.4%	0.4%	0.5%	0.0%	0.0%	10.1%	0.0%	0.0%	550
35d/36d			9:00	10:00	50	29	76.5%	8.9%	0.0%	0.0%	0.0%	0.0%	0.0%	2.3%	0.2%	0.5%	0.5%	0.5%	0.5%	0.0%	0.0%	10.1%	0.0%	0.0%	400
35d/36d			10:00	11:00	50	29	76.6%	8.9%	0.0%	0.0%	0.0%	0.0%	0.0%	2.3%	0.2%	0.5%	0.5%	0.5%	0.5%	0.0%	0.0%	10.1%	0.0%	0.0%	400
35d/36d			11:00	12:00	50	29	76.8%	8.7%	0.0%	0.0%	0.0%	0.0%	0.0%	2.3%	0.2%	0.5%	0.5%	0.5%	0.5%	0.0%	0.0%	9.9%	0.0%	0.0%	400
35d/36d			12:00	13:00	50	30	77.0%	8.2%	0.0%	0.0%	0.0%	0.0%	0.0%	2.1%	0.3%	0.6%	0.6%	0.6%	0.6%	0.0%	0.0%	10.1%	0.0%	0.0%	350
35d/36d			13:00	14:00	50	30	77.1%	6.8%	0.0%	0.0%	0.0%	0.0%	0.0%	4.1%	0.0%	0.6%	0.6%	0.6%	0.6%	0.0%	0.0%	9.5%	0.0%	0.0%	300
35d/36d			14:00	15:00	50	29	77.9%	6.1%	0.0%	0.0%	0.0%	0.0%	0.0%	4.1%	0.0%	0.6%	0.6%	0.6%	0.6%	0.0%	0.0%	9.6%	0.0%	0.0%	350
35d/36d			15:00	16:00	50	29	76.9%	6.3%	0.0%	0.0%	0.0%	0.0%	0.0%	4.1%	0.0%	0.8%	0.8%	0.8%	0.8%	0.0%	0.0%	9.5%	0.0%	0.0%	350
35d/36d			16:00	17:00	50	29	76.7%	6.3%	0.0%	0.0%	0.0%	0.0%	0.0%	4.2%	0.0%	0.8%	0.8%	0.8%	0.8%	0.0%	0.0%	9.7%	0.0%	0.0%	350
35d/36d			17:00	18:00	50	29	77.2%	6.3%	0.0%	0.0%	0.0%	0.0%	0.0%	3.9%	0.0%	0.7%	0.7%	0.7%	0.7%	0.0%	0.0%	9.7%	0.0%	0.0%	450
35d/36d			18:00	19:00	50	30	76.3%	7.5%	0.0%	0.0%	0.0%	0.0%	0.0%	4.0%	0.0%	0.7%	0.7%	0.7%	0.7%	0.0%	0.0%	9.5%	0.0%	0.0%	350
35d/36d			19:00	20:00	50	29	76.6%	6.2%	0.0%	0.0%	0.0%	0.0%	0.0%	4.3%	0.0%	0.8%	0.8%	0.8%	0.8%	0.0%	0.0%	9.8%	0.0%	0.0%	350
35d/36d			20:00	21:00	50	30	76.7%	6.8%	0.0%	0.0%	0.0%	0.0%	0.0%	4.3%	0.0%	0.7%	0.7%	0.7%	0.7%	0.0%	0.0%	9.4%	0.0%	0.0%	300
35d/36d			21:00	22:00	50	30	76.5%	5.9%	0.0%	0.0%	0.0%	0.0%	0.0%	4.3%	0.0%	0.8%	0.8%	0.8%	0.8%	0.0%	0.0%	9.9%	0.0%	0.0%	250
35d/36d			22:00	23:00	50	30	76.6%	6.0%	0.0%	0.0%	0.0%	0.0%	0.0%	4.4%	0.0%	0.9%	0.9%	0.9%	0.9%	0.0%	0.0%	9.6%	0.0%	0.0%	250
35d/36d			23:00	0:00	50	30	80.8%	7.2%	0.0%	0.0%	0.0%	0.0%	0.0%	0.0%	0.0%	0.5%	0.5%	0.5%	0.5%	0.0%	0.0%	10.0%	0.0%	0.0%	200
35e/36e	35e/36e	Ping Kong Road	0:00	1:00	50	30	78.1%	12.5%	0.0%	0.0%	0.0%	0.0%	0.0%	0.0%	0.0%	0.0%	0.0%	0.0%	0.0%	0.0%	0.0%	9.4%	0.0%	0.0%	100
35e/36e			1:00	2:00	50	30	78.0%	11.0%	0.0%	0.0%	0.0%	0.0%	0.0%	0.0%	0.0%	0.0%	0.0%	0.0%	0.0%	0.0%	0.0%	11.0%	0.0%	0.0%	100
35e/36e			2:00	3:00	50	30	73.3%	13.3%	0.0%	0.0%	0.0%	0.0%	0.0%	0.0%	0.0%	0.0%	0.0%	0.0%	0.0%	0.0%	0.0%	13.3%	0.0%	0.0%	100
35e/36e			3:00	4:00	50	30	67.5%	16.3%	0.0%	0.0%	0.0%	0.0%	0.0%	0.0%	0.0%	0.0%	0.0%	0.0%	0.0%	0.0%	0.0%	16.3%	0.0%	0.0%	100
35e/36e			4:00	5:00	50	30	69.1%	23.8%	0.0%	0.0%	0.0%	0.0%	0.0%	0.0%	0.0%	0.0%	0.0%	0.0%	0.0%	0.0%	0.0%	7.1%	0.0%	0.0%	100
35e/36e			5:00	6:00	50	30	60.7%	19.6%	0.0%	0.0%	0.0%	0.0%	0.0%	12.5%	0.0%	0.0%	0.0%	0.0%	0.0%	0.0%	0.0%	7.1%	0.0%	0.0%	100
35e/36e			6:00	7:00	50	30	67.0%	11.0%	0.0%	0.0%	0.0%	0.0%	0.0%	11.0%	0.0%	0.0%	0.0%	0.0%	0.0%	0.0%	0.0%	11.0%	0.0%	0.0%	100
35e/36e			7:00	8:00	50	30	66.7%	11.1%	0.0%	0.0%	0.0%	0.0%	0.0%	11.1%	0.0%	2.8%	0.0%	0.0%	0.0%	0.0%	0.0%	8.3%	0.0%	0.0%	100
35e/36e			8:00	9:00	50	30	69.6%	11.0%	0.0%	0.0%	0.0%	0.0%	0.0%	7.0%	0.0%	1.7%	0.7%	0.7%	0.7%	0.0%	0.0%	8.6%	0.0%	0.0%	150
35e/36e			9:00	10:00	50	30	64.9%	10.3%	0.0%	0.0%	0.0%	0.0%	0.0%	12.0%	0.0%	2.6%	0.8%	0.8%	0.8%	0.0%	0.0%	7.7%	0.0%	0.0%	100
35e/36e			10:00	11:00	50	30	64.9%	10.3%	0.0%	0.0%	0.0%	0.0%	0.0%	12.0%	0.0%	2.6%	0.8%	0.8%	0.8%	0.0%	0.0%	7.7%	0.0%	0.0%	100
35e/36e			11:00	12:00	50	30	64.0%	10.5%	0.0%	0.0%	0.0%	0.0%	0.0%	12.4%	0.0%	2.6%	0.9%	0.9%	0.9%	0.0%	0.0%	7.9%	0.0%	0.0%	100
35e/36e			12:00	13:00	50	30	64.1%	9.5%	0.0%	0.0%	0.0%	0.0%	0.0%	11.8%	0.0%	3.2%	1.0%	1.0%	1.0%	0.0%	0.0%	8.4%	0.0%	0.0%	100
35e/36e			13:00	14:00	50	30	58.7%	8.7%	0.0%	0.0%	0.0%	0.0%	0.0%	20.7%	0.0%	3.3%	0.0%	0.0%	0.0%	0.0%	0.0%	8.7%	0.0%	0.0%	100
35e/36e			14:00	15:00	50	30	58.4%	8.9%	0.0%	0.0%	0.0%	0.0%	0.0%	21.8%	0.0%	3.0%	0.0%	0.0%	0.0%	0.0%	0.0%	7.9%	0.0%	0.0%	100
35e/36e			15:00	16:00	50	30	59.4%	8.5%	0.0%	0.0%	0.0%	0.0%	0.0%	21.7%	0.0%	2.9%	0.0%	0.0%	0.0%	0.0%	0.0%	7.6%	0.0%	0.0%	100
35e/36e			16:00	17:00	50	30	59.2%	9.2%	0.0%	0.0%	0.0%	0.0%	0.0%	21.4%	0.0%	2.8%	0.0%	0.0%	0.0%	0.0%	0.0%	7.4%	0.0%	0.0%	100
35e/36e			17:00	18:00	50	30	60.1%	8.5%	0.0%	0.0%	0.0%	0.0%	0.0%	22.1%	0.0%	2.6%	0.0%	0.0%	0.0%	0.0%	0.0%	6.8%	0.0%	0.0%	100
35e/36e			18:00	19:00	50	30	64.6%	8.8%	0.0%	0.0%	0.0%	0.0%	0.0%	15.8%	0.0%	3.6%	0.0%	0.0%	0.0%	0.0%	0.0%	7.2%	0.0%	0.0%	100
35e/36e			19:00	20:00	50	30	59.4%	8.5%	0.0%	0.0%	0.0%	0.0%	0.0%	21.7%	0.0%	2.9%	0.0%	0.0%	0.0%	0.0%	0.0%	7.6%	0.0%	0.0%	100
35e/36e			20:00	21:00	50	30	60.7%	7.0%	0.0%	0.0%	0.0%	0.0%	0.0%	22.7%	0.0%	3.6%	0.0%	0.0%	0.0%	0.0%	0.0%	5.9%	0.0%	0.0%	100
35e/36e			21:00	22:00	50	30	58.8%	8.8%	0.0%	0.0%	0.0%	0.0%	0.0%	22.1%	0.0%	4.4%	0.0%	0.0%	0.0%	0.0%	0.0%	5.9%	0.0%	0.0%	100
35e/36e			22:00	23:00	50	30	57.5%	9.0%	0.0%	0.0%	0.0%	0.0%	0.0%	22.8%	0.0%	4.6%	0.0%	0.0%	0.0%	0.0%	0.0%	6.1%	0.0%	0.0%	100
35e/36e			23:00	0:00	50	30	73.3%	11.1%	0.0%	0.0%	0.0%	0.0%	0.0%	0.0%	0.0%	6.7%	0.0%	0.0%	0.0%	0.0%	0.0%	8.9%	0.0%	0.0%	100
37/38	37/38	Po Ping Road	0:00	1:00	50	30	61.8%	9.5%	1.0%	1.0%	0.0%	0.5%	1.6%	0.0%	0.0%	0.5%	0.0%	0.0%	0.0%	0.0%	16.0%	8.1%	0.0%	0.0%	200
37/38			1:00	2:00	50	30	73.5%	11.2%	1.4%	1.4%	0.0%	0.5%	1.4%	0.0%	0.0%	0.8%	0.0%	0.0%	0.0%	0.0%	0.0%	9.8%	0.0%	0.0%	150
37/38			2:00	3:00	50	30	74.5%	11.3%	1.9%	1.1%	0.0%	0.0%	1.9%	0.0%	0.0%	0.0%	0.0%	0.0%	0.0%	0.0%	0.0%	9.4%	0.0%	0.0%	100
37/38			3:00	4:00	50	30	73.4%	11.4%	1.3%	1.3%	0.0%	0.0%	2.3%	0.0%	0.0%	0.0%	0.0%	0.0%	0.0%	0.0%	0.0%	10.3%	0.0%	0.0%	100
37/38			4:00	5:00	50	30	74.6%	12.7%	0.0%	0.0%	0.0%	0.0%	2.9%	0.0%	0.0%	0.0%	0.0%	0.0%	0.0%	0.0%	0.0%	9.8%	0.0%	0.0%	100
37/38			5:00	6:00	50	30	62.7%	9.7%	0.0%	0.0%	0.0%	0.0%	2.5%	0.0%	0.0%	0.0%	0.0%	0.0%	0.0%	0.0%	16.5%	8.6%	0.0%	0.0%	100
37/38			6:00	7:00	50	30	61.1%	9.8%	1.2%	1.2%	0.0%	0.7%	1.2%	0.0%	0.0%	0.6%	0.0%	0.0%	0.0%	0.0%	16.3%	8.0%	0.0%	0.0%	200
37/38			7:00	8:00	50	30	61.1%	9.7%	1.0%	0.7%	0.3%	0.5%	1.0%	0.0%	0.0%	0.5%	0.5%	0.3%	0.5%	0.0%	15.9%	7.8%	0.5%	0.0%	400
37/38			8:00	9:00	50	28	62.1%	9.7%	0.9%	0.8%	0.3%	0.5%	1.2%	0.0%	0.1%	0.5%	0.4%	0.3%	0.4%	0.0%	14.8%	7.9%	0.3%	0.0%	800
37/38			9:00	10:00	50	29	61.5%	9.6%	0.9%	0.8%	0.3%	0.5%	1.1%	0.0%	0.2%	0.5%	0.3%	0.3%	0.3%	0.0%	15.6%	7.9%	0.3%	0.0%	650
37/38			10:00	11:00	50	29	61.6%	9.5%	0.9%	0.8%	0.3%	0.5%	1.1%	0.0%	0.2%	0.5%	0.3%	0.3%	0.3%	0.0%	15.6%	7.9%	0.3%	0.0%	650
37/38			11:00	12:00	50	29	61.5%	9.5%	1.0%	0.8%	0.3%	0.5%	1.1%	0.0%	0.2%	0.5%	0.3%	0.3%	0.3%	0.0%	15.7%	7.8%	0.3%	0.0%	650
37/38			12:00	13:00	50	29	61.2%	9.6%	0.9%	0.9%	0.4%	0.6%	1.1%	0.0%	0.2%	0.6%	0.4%	0.4%	0.4%	0.0%	15.4%	7.8%	0.4%	0.0%	550
37/38			13:00	14:00	50	29	59.2%	9.2%	1.4%	1.4%	0.4%	0.8%	1.8%	0.0%	0.0%	0.4%	0.4%	0.4%	0.4%	0.0%	15.9%	7.9%	0.6%	0.0%	500
37/38			14:00	15:00	50	29	59.3%	9.1%	1.6%	1.6%	0.4%	0.7%	1.6%	0.0%	0.0%	0.4%	0.4%	0.4%	0.4%	0.0%	16.1%	7.8%	0.5%	0.0%	550
37/38			15:00	16:00	50	29	59.2%	9.1%	1.5%	1.5%	0.5%	0.8%	1.7%	0.0%	0.0%	0.5%	0.3%	0.3%	0.5%	0.0%	15.9%	7.7%	0.5%	0.0%	600
37/38			16:00	17:00	50	29	59.1%	9.1%	1.5%	1.5%	0.5%	0.8%	1.6%	0.0%	0.0%	0.5%	0.3%	0.3%	0.5%	0.0%	16.0%	7.8%	0.5%	0.0%	650
37/38			17:00	18:00	50	29	59.2%	9.0%	1.5%	1.5%	0.4%	0.9%	1.7%	0.0%	0.0%	0.4%	0.3%	0.3%	0.4%	0.0%	16.0%	7.7%	0.5%	0.0%	650
37/38			18:00	19:00	50	29	59.7%	9.2%	1.5%	1.5%	0.5%	0.8%	1.6%	0.0%	0.0%	0.5%	0.3%	0.3%	0.5%	0.0%	15.4%	7.8%	0.5%	0.0%	600
37/38			19:00	20:00	50	29	59.2%	9.1%	1.5%	1.5%	0.5%	0.8%	1.6%	0.0%	0.0%	0.5%	0.3%	0.3%	0.5%	0.0%	15.7%	7.8%	0.5%	0.0%	600
37/38			20:00	21:00	50	30	59.1%	9.0%	1.5%	1.5%	0.4%	0.8%	1.7%	0.0%	0.0%	0.4%	0.4%	0.4%	0.4%	0.0%	16.2%	7.7%	0.4%	0.0%	450
37/38			21:00	22:00	50	30	59.0%	9.3%	1.3%	1.3%	0.5%	0.8%	1.6%	0.0%	0.0%	0.5%	0.3%	0.3%	0.5%	0.0%	16.2%	7.7%	0.5%	0.0%	350
37/38			22:00	23:00	50	30	59.0%	8.9%	1.4%	1.4%	0.5%	0.8%	1.7%	0.0%	0.0%	0.5%	0.3%	0.3%	0.5%	0.0%	16.2%	7.9%	0.5%	0.0%	350
37/38			23:00	0:00	50	30	59.0%	9.1%	1.6%	1.6%	0.7%	0.7%	1.6%	0.0%	0.0%	0.7%	0.3%	0.3%	0.7%	0.0%	15.7%	7.5%	0.7%	0.0%	300

2044 Operation	Link ID	Road Section	1-hour interval		Speed	Travel	Vehicle Composition																		Traffic
			Start	End	Limit (km/hr)	Speed (km/hr)	PC	TAXI	LGV3	LGV4	LGV6	HGV7	HGV8	PLB	PV4	PV5	NFB6	NFB7	NFB8	FBSD	FBDD	MC	HGV9	NFB9	Flows (veh/hr)
39/40	39/40	Po Ping Road	0:00	1:00	50	30	65.8%	10.3%	1.1%	1.1%	0.0%	0.5%	1.6%	0.0%	0.0%	0.5%	0.0%	0.0%	0.0%	0.0%	10.3%	8.7%	0.0%	0.0%	200
39/40			1:00	2:00	50	30	73.9%	11.4%	1.4%	1.4%	0.0%	0.5%	1.4%	0.0%	0.0%	0.9%	0.0%	0.0%	0.0%	0.0%	0.0%	9.2%	0.0%	0.0%	150
39/40			2:00	3:00	50	30	74.2%	11.4%	1.9%	1.1%	0.0%	0.0%	1.9%	0.0%	0.0%	0.0%	0.0%	0.0%	0.0%	0.0%	0.0%	9.4%	0.0%	0.0%	100
39/40			3:00	4:00	50	30	73.1%	11.5%	1.3%	1.3%	0.0%	0.0%	2.3%	0.0%	0.0%	0.0%	0.0%	0.0%	0.0%	0.0%	0.0%	10.5%	0.0%	0.0%	100
39/40			4:00	5:00	50	30	74.3%	12.9%	0.0%	0.0%	0.0%	0.0%	2.9%	0.0%	0.0%	0.0%	0.0%	0.0%	0.0%	0.0%	0.0%	10.0%	0.0%	0.0%	100
39/40			5:00	6:00	50	30	67.9%	9.3%	0.0%	0.0%	0.0%	0.0%	2.7%	0.0%	0.0%	0.0%	0.0%	0.0%	0.0%	0.0%	10.8%	9.3%	0.0%	0.0%	100
39/40			6:00	7:00	50	30	65.0%	10.6%	1.3%	1.3%	0.0%	0.7%	1.3%	0.0%	0.0%	0.7%	0.0%	0.0%	0.0%	0.0%	10.5%	8.6%	0.0%	0.0%	200
39/40			7:00	8:00	50	29	65.3%	10.2%	1.0%	0.8%	0.3%	0.5%	1.0%	0.0%	0.0%	0.5%	0.5%	0.3%	0.5%	0.0%	10.4%	8.2%	0.5%	0.0%	400
39/40			8:00	9:00	50	26	66.8%	10.5%	1.0%	0.8%	0.3%	0.6%	1.2%	0.0%	0.1%	0.6%	0.4%	0.3%	0.4%	0.0%	8.3%	8.5%	0.3%	0.0%	750
39/40			9:00	10:00	50	27	65.3%	10.2%	1.0%	0.8%	0.3%	0.5%	1.2%	0.0%	0.2%	0.5%	0.3%	0.3%	0.3%	0.0%	10.3%	8.4%	0.3%	0.0%	600
39/40			10:00	11:00	50	26	65.3%	10.3%	1.0%	0.8%	0.3%	0.5%	1.2%	0.0%	0.2%	0.5%	0.3%	0.3%	0.3%	0.0%	10.4%	8.3%	0.3%	0.0%	600
39/40			11:00	12:00	50	27	65.3%	10.1%	1.0%	0.9%	0.3%	0.5%	1.2%	0.0%	0.2%	0.5%	0.3%	0.3%	0.3%	0.0%	10.4%	8.2%	0.3%	0.0%	600
39/40			12:00	13:00	50	28	64.7%	10.3%	1.0%	1.0%	0.4%	0.6%	1.0%	0.0%	0.2%	0.6%	0.4%	0.4%	0.4%	0.0%	10.3%	8.3%	0.4%	0.0%	500
39/40			13:00	14:00	50	28	65.7%	10.1%	1.7%	1.7%	0.4%	0.8%	1.9%	0.0%	0.0%	0.4%	0.4%	0.4%	0.4%	0.0%	6.7%	8.7%	0.6%	0.0%	500
39/40			14:00	15:00	50	28	65.8%	10.1%	1.7%	1.7%	0.4%	1.0%	1.9%	0.0%	0.0%	0.4%	0.4%	0.4%	0.4%	0.0%	6.6%	8.6%	0.6%	0.0%	500
39/40			15:00	16:00	50	27	65.3%	10.1%	1.6%	1.6%	0.6%	0.9%	1.8%	0.0%	0.0%	0.6%	0.4%	0.4%	0.6%	0.0%	7.2%	8.6%	0.5%	0.0%	550
39/40			16:00	17:00	50	27	65.7%	10.2%	1.8%	1.8%	0.5%	0.9%	1.8%	0.0%	0.0%	0.5%	0.4%	0.4%	0.5%	0.0%	6.6%	8.6%	0.5%	0.0%	600
39/40			17:00	18:00	50	27	65.4%	10.0%	1.6%	1.6%	0.6%	1.0%	1.9%	0.0%	0.0%	0.6%	0.5%	0.5%	0.6%	0.0%	6.6%	8.5%	0.5%	0.0%	600
39/40			18:00	19:00	50	27	64.6%	10.0%	1.6%	1.6%	0.5%	0.9%	1.8%	0.0%	0.0%	0.5%	0.4%	0.4%	0.5%	0.0%	8.5%	8.4%	0.5%	0.0%	550
39/40			19:00	20:00	50	27	65.9%	10.2%	1.6%	1.6%	0.5%	0.9%	1.8%	0.0%	0.0%	0.5%	0.4%	0.4%	0.5%	0.0%	6.5%	8.6%	0.5%	0.0%	600
39/40			20:00	21:00	50	28	65.6%	10.1%	1.6%	1.6%	0.5%	0.9%	1.8%	0.0%	0.0%	0.5%	0.5%	0.5%	0.5%	0.0%	6.7%	8.8%	0.7%	0.0%	400
39/40			21:00	22:00	50	29	65.9%	10.4%	1.4%	1.4%	0.6%	0.9%	1.7%	0.0%	0.0%	0.6%	0.3%	0.3%	0.6%	0.0%	6.6%	8.7%	0.6%	0.0%	300
39/40			22:00	23:00	50	29	65.9%	10.0%	1.5%	1.5%	0.6%	0.9%	1.8%	0.0%	0.0%	0.6%	0.3%	0.3%	0.6%	0.0%	6.8%	8.8%	0.6%	0.0%	300
39/40			23:00	0:00	50	30	65.3%	10.2%	1.8%	1.8%	0.7%	0.7%	1.8%	0.0%	0.0%	0.7%	0.4%	0.4%	0.7%	0.0%	6.6%	8.4%	0.7%	0.0%	300
41/42	41/42	Po Ping Road	0:00	1:00	50	30	73.5%	11.8%	1.2%	1.2%	0.0%	0.6%	1.8%	0.0%	0.0%	0.5%	0.0%	0.0%	0.0%	0.0%	0.0%	9.4%	0.0%	0.0%	200
41/42			1:00	2:00	50	30	73.8%	11.7%	1.4%	1.4%	0.0%	0.5%	1.4%	0.0%	0.0%	0.9%	0.0%	0.0%	0.0%	0.0%	0.0%	9.0%	0.0%	0.0%	150
41/42			2:00	3:00	50	30	73.3%	11.9%	1.8%	1.0%	0.0%	0.0%	1.8%	0.0%	0.0%	0.0%	0.0%	0.0%	0.0%	0.0%	0.0%	10.1%	0.0%	0.0%	100
41/42			3:00	4:00	50	30	72.6%	12.5%	1.2%	1.2%	0.0%	0.0%	2.3%	0.0%	0.0%	0.0%	0.0%	0.0%	0.0%	0.0%	0.0%	10.2%	0.0%	0.0%	100
41/42			4:00	5:00	50	30	74.7%	12.7%	0.0%	0.0%	0.0%	0.0%	2.8%	0.0%	0.0%	0.0%	0.0%	0.0%	0.0%	0.0%	0.0%	9.8%	0.0%	0.0%	100
41/42			5:00	6:00	50	30	75.7%	11.5%	0.0%	0.0%	0.0%	0.0%	2.9%	0.0%	0.0%	0.0%	0.0%	0.0%	0.0%	0.0%	0.0%	10.0%	0.0%	0.0%	100
41/42			6:00	7:00	50	30	73.1%	11.8%	1.4%	1.4%	0.0%	0.5%	1.4%	0.0%	0.0%	0.9%	0.0%	0.0%	0.0%	0.0%	0.0%	9.4%	0.0%	0.0%	150
41/42			7:00	8:00	50	29	72.8%	11.4%	1.1%	0.8%	0.3%	0.6%	1.4%	0.0%	0.0%	0.6%	0.6%	0.3%	0.6%	0.0%	0.0%	9.2%	0.6%	0.0%	350
41/42			8:00	9:00	50	27	72.8%	11.4%	1.1%	0.9%	0.3%	0.6%	1.4%	0.0%	0.1%	0.6%	0.4%	0.3%	0.4%	0.0%	0.0%	9.3%	0.3%	0.0%	700
41/42			9:00	10:00	50	28	73.0%	11.3%	1.1%	0.9%	0.4%	0.5%	1.3%	0.0%	0.2%	0.5%	0.4%	0.4%	0.4%	0.0%	0.0%	9.3%	0.4%	0.0%	550
41/42			10:00	11:00	50	28	72.7%	11.6%	1.1%	0.9%	0.4%	0.5%	1.4%	0.0%	0.2%	0.5%	0.4%	0.4%	0.4%	0.0%	0.0%	9.2%	0.4%	0.0%	550
41/42			11:00	12:00	50	28	72.9%	11.4%	1.1%	0.9%	0.4%	0.6%	1.3%	0.0%	0.2%	0.6%	0.4%	0.4%	0.4%	0.0%	0.0%	9.2%	0.4%	0.0%	550
41/42			12:00	13:00	50	28	72.2%	11.4%	1.1%	1.1%	0.4%	0.6%	1.3%	0.0%	0.2%	0.7%	0.4%	0.4%	0.4%	0.0%	0.0%	9.3%	0.4%	0.0%	450
41/42			13:00	14:00	50	29	70.4%	10.8%	1.9%	1.9%	0.5%	0.9%	1.9%	0.0%	0.0%	0.5%	0.5%	0.5%	0.5%	0.0%	0.0%	9.2%	0.7%	0.0%	450
41/42			14:00	15:00	50	28	70.6%	10.9%	1.7%	1.7%	0.4%	1.1%	2.1%	0.0%	0.0%	0.4%	0.4%	0.4%	0.4%	0.0%	0.0%	9.2%	0.6%	0.0%	450
41/42			15:00	16:00	50	28	70.7%	10.9%	1.8%	1.8%	0.4%	1.0%	2.0%	0.0%	0.0%	0.4%	0.4%	0.4%	0.4%	0.0%	0.0%	9.3%	0.6%	0.0%	500
41/42			16:00	17:00	50	28	70.6%	10.9%	1.9%	1.9%	0.4%	1.0%	1.9%	0.0%	0.0%	0.4%	0.4%	0.4%	0.4%	0.0%	0.0%	9.2%	0.6%	0.0%	550
41/42			17:00	18:00	50	28	69.9%	10.7%	1.8%	1.8%	0.7%	0.9%	2.1%	0.0%	0.0%	0.7%	0.5%	0.5%	0.7%	0.0%	0.0%	9.1%	0.5%	0.0%	550
41/42			18:00	19:00	50	28	70.6%	10.9%	1.7%	1.7%	0.6%	1.0%	1.9%	0.0%	0.0%	0.6%	0.4%	0.4%	0.6%	0.0%	0.0%	9.2%	0.6%	0.0%	500
41/42			19:00	20:00	50	28	70.8%	11.0%	1.8%	1.8%	0.4%	1.0%	2.0%	0.0%	0.0%	0.4%	0.4%	0.4%	0.4%	0.0%	0.0%	9.2%	0.6%	0.0%	550
41/42			20:00	21:00	50	29	70.4%	10.8%	1.7%	1.7%	0.5%	1.0%	1.9%	0.0%	0.0%	0.5%	0.5%	0.5%	0.5%	0.0%	0.0%	9.3%	0.7%	0.0%	400
41/42			21:00	22:00	50	30	70.8%	11.0%	1.6%	1.6%	0.6%	0.9%	1.9%	0.0%	0.0%	0.6%	0.3%	0.3%	0.6%	0.0%	0.0%	9.1%	0.6%	0.0%	300
41/42			22:00	23:00	50	30	70.6%	10.9%	1.6%	1.6%	0.6%	0.9%	1.9%	0.0%	0.0%	0.6%	0.3%	0.3%	0.6%	0.0%	0.0%	9.3%	0.6%	0.0%	300
41/42			23:00	0:00	50	30	69.7%	10.7%	1.9%	1.9%	0.8%	0.8%	1.9%	0.0%	0.0%	0.8%	0.4%	0.4%	0.8%	0.0%	0.0%	9.2%	0.8%	0.0%	250
43	43	Po Shek Wu Road	0:00	1:00	50	50	56.1%	8.8%	4.6%	4.3%	1.7%	2.5%	5.1%	0.7%	0.0%	0.5%	0.3%	0.2%	0.3%	0.0%	6.3%	7.1%	1.5%	0.0%	600
43			1:00	2:00	50	50	60.3%	9.2%	4.8%	4.6%	1.9%	2.7%	5.5%	0.0%	0.0%	0.6%	0.4%	0.2%	0.4%	0.0%	0.0%	7.6%	1.7%	0.0%	500
43			2:00	3:00	50	50	60.3%	9.5%	5.0%	4.5%	1.7%	2.8%	5.6%	0.0%	0.0%	0.6%	0.3%	0.3%	0.3%	0.0%	0.0%	7.5%	1.7%	0.0%	350
43			3:00	4:00	50	50	60.3%	9.3%	4.8%	4.5%	1.7%	2.8%	5.5%	0.0%	0.0%	0.7%	0.3%	0.3%	0.3%	0.0%	0.0%	7.6%	1.7%	0.0%	300
43			4:00	5:00	50	50	60.3%	9.2%	5.0%	4.6%	1.7%	2.9%	5.4%	0.0%	0.0%	0.4%	0.4%	0.4%	0.4%	0.0%	0.0%	7.5%	1.7%	0.0%	250
43			5:00	6:00	50	50	56.1%	8.7%	4.7%	4.4%	1.6%	2.4%	5.1%	0.8%	0.0%	0.4%	0.4%	0.0%	0.4%	0.0%	6.3%	7.1%	1.6%	0.0%	250
43			6:00	7:00	50	50	56.3%	8.7%	4.5%	4.3%	1.7%	2.5%	5.0%	0.6%	0.0%	0.4%	0.2%	0.2%	0.4%	0.0%	6.4%	7.2%	1.7%	0.0%	500
43			7:00	8:00	50	45	56.1%	8.7%	4.6%	4.2%	1.7%	2.5%	5.1%	0.7%	0.1%	0.5%	0.3%	0.2%	0.3%	0.0%	6.3%	7.1%	1.6%	0.0%	1,250
43			8:00	9:00	50	39	56.1%	8.7%	4.6%	4.2%	1.7%	2.6%	5.1%	0.7%	0.1%	0.5%	0.3%	0.2%	0.3%	0.0%	6.3%	7.1%	1.6%	0.0%	2,050
43			9:00	10:00	50	40	56.1%	8.7%	4.6%	4.2%	1.7%	2.5%	5.1%	0.7%	0.1%	0.5%	0.3%	0.2%	0.4%	0.0%	6.3%	7.1%	1.6%	0.0%	1,950
43			10:00	11:00	50	40	56.1%	8.7%	4.6%	4.2%	1.7%	2.6%	5.1%	0.7%	0.1%	0.5%	0.3%	0.2%	0.4%	0.0%	6.3%	7.2%	1.5%	0.0%	1,950
43			11:00	12:00	50	40	56.1%	8.7%	4.6%	4.2%	1.7%	2.6%	5.1%	0.7%	0.1%	0.5%	0.3%	0.2%	0.3%	0.0%	6.3%	7.1%	1.5%	0.0%	1,900
43			12:00	13:00	50	42	56.1%	8.7%	4.6%	4.2%	1.7%	2.5%	5.1%	0.7%	0.1%	0.5%	0.3%	0.2%	0.4%	0.0%	6.3%	7.1%	1.6%	0.0%	1,600
43			13:00	14:00	50	43	54.3%	8.5%	5.1%	4.7%	1.8%	2.8%	5.7%	0.7%	0.1%	0.5%	0.3%	0.2%	0.3%	0.0%	6.4%	7.0%	1.7%	0.0%	1,500
43			14:00	15:00	50	42	54.4%	8.5%	5.1%	4.7%	1.8%	2.8%	5.7%	0.7%	0.1%	0.5%	0.3%	0.2%	0.3%	0.0%	6.4%	7.0%	1.7%	0.0%	1,700
43			15:00	16:00	50	41	54.4%	8.4%	5.1%	4.7%	1.9%	2.8%	5.6%	0.6%	0.1%	0.5%	0.3%	0.2%	0.3%	0.0%	6.4%	7.0%	1.7%	0.0%	1,800
43			16:00	17:00	50	40	54.4%	8.4%	5.1%	4.7%	1.9%	2.8%	5.7%	0.7%	0.1%	0.4%	0.3%	0.2%	0.3%	0.0%	6.4%	7.0%	1.7%	0.0%	1,850
43			17:00	18:00	50	39	54.4%	8.4%	5.1%	4.7%	1.9%	2.8%	5.7%	0.7%	0.1%	0.5%	0.3%	0.2%	0.3%	0.0%	6.4%	7.0%	1.7%	0.0%	2,000
43			18:00	19:00	50	38	54.4%	8.4%	5.1%	4.7%	1.9%	2.8%	5.6%	0.7%	0.1%	0.5%	0.3%	0.2%	0.3%	0.0%	6.4%	7.0%	1.8%	0.0%	2,150
43			19:00	20:00	50	41	54.4%	8.4%	5.1%	4.7%	1.8%	2.8%	5.7%	0.7%	0.1%	0.4%	0.3%	0.2%	0.3%	0.0%	6.4%	7.0%	1.7%	0.0%	1,800
43			20:00	21:00	50	44	54.4%	8.4%	5.1%	4.7%	1.8%	2.8%	5.6%	0.6%	0.1%	0.5%	0.3%	0.2%	0.4%	0.0%	6.4%	7.0%	1.8%	0.0%	1,450
43			21:00	22:00	50	46	54.4%	8.4%	5.1%	4.7%	1.9%	2.8%	5.7%	0.6%	0.1%	0.5%	0.3%	0.2%	0.4%	0.0%	6.4%	7.0%	1.7%	0.0%	1,100
43			22:00	23:00	50	46	54.4%	8.5%	5.1%	4.7%	1.8%	2.8%	5.6%	0.6%	0.1%	0.5%	0.3%	0.2%	0.4%	0.0%	6.4%	7.0%	1.7%	0.0%	1,100
43			23:00	0:00	50	48	54.3%	8.4%	5.1%	4.7%	1.9%	2.8%	5.6%	0.7%	0.1%	0.4%	0.3%	0.2%	0.3%	0.0%	6.4%	7.0%	1.8%	0.0%	900
44	44	Po Shek Wu Road	0:00	1:00	50	50	60.4%	9.4%	3.4%	3.2%	1.2%	1.8%	3.8%	0.8%	0.0%	0.6%	0.4%	0.2%	0.4%	0.0%	5.4%	7.6%	1.2%	0.0%	500
44			1:00	2:00	50	50	64.6%	9.9%	3.8%	3.3%	1.3%	2.0%	4.1%	0.0%	0.0%	0.5%	0.3%	0.3%	0.5%	0.0%	0.0%	8.4%	1.3%	0.0%	400
44			2:00	3:00	50	50	64.4%	10.1%	3.7%	3.4%	1.3%	2.0%	4.0%	0.0%	0.0%	0.7%	0.3%	0.3%	0.3%	0.0%	0.0%	8.1%	1.3%	0.0%	300
44			3:00	4:00	50	50	64.5%	9.9%	3.7%	3.3%	1.2%	2.1%	4.1%	0.0%	0.0%	0.4%	0.4%	0.4%	0.4%	0.0%	0.0%	8.3%	1.2%	0.0%	250
44			4:00	5:00	50	50	64.3%	10.1%	3.5%	3.5%	1.5%	2.0%	4.0%	0.0%	0.0%	0.5%	0.5%	0.5%	0.5%	0.0%	0.0%	8.0%	1.0%	0.0%	200
44			5:00	6:00	50	50	60.3%	9.1%	3.4%	3.4%	1.4%	1.9%	3.8%	1.0%	0.0%	0.5%	0.5%	0.5%	0.5%	0.0%	5.3%	7.7%	1.0%	0.0%	200
44			6:00	7:00	50	50	60.3%	9.4%	3.5%	3.2%	1.2%	2.0%	3.7%	1.0%	0.0%	0.5%	0.3%	0.3%	0.5%	0.0%	5.2%	7.7%	1.2%	0.0%	400
44			7:00	8:00	50	48	60.5%	9.3%	3.5%	3.2%	1.3%	1.9%	3.9%	0.9%	0.1%	0.5%	0.3%	0.3%	0.4%	0.0%	5.3%	7.7%	1.2%	0.0%	1,050
44			8:00	9:00	50	43	60.5%	9.4%	3.5%	3.1%	1.3%	1.9%	3.8%	0.9%	0.1%	0.5%	0.3%	0.3%	0.4%	0.0%	5.3%	7.7%	1.2%	0.0%	1,600
44			9:00	10:00	50	43	60.5%	9.4%	3.5%	3.1%	1.3%	1.9%	3.8%	0.9%	0.1%	0.5%	0.3%	0.3%	0.4%	0.0%	5.3%	7.7%	1.2%	0.0%	1,600
44			10:00	11:00	50	43	60.6%	9.4%	3.4%	3.1%	1.3%	1.9%	3.8%	0.9%	0.1%	0.5%	0.3%	0.3%	0.4%	0.0%	5.4%	7.7%	1.2%	0.0%	1,600
44			11:00	12:00	50	43	60.5%	9.3%	3.5%	3.2%	1.3%	1.9%	3.8%	0.9%	0.1%	0.5%	0.3%	0.3%	0.4%	0.0%	5.3%	7.7%	1.2%	0.0%	1,550
44			12:00	13:00	50	45	60.5%	9.3%	3.5%	3.2%	1.3%	1.9%	3.8%	0.9%	0.1%	0.5%	0.3%	0.2%	0.4%	0.0%	5.3%	7.7%	1.1%	0.0%	1,350
44			13:00	14:00	50	46	64.1%	10.0%	2.7%	2.5%	1.0%	1.5%	3.0%	0.7%	0.1%	0.6%	0.3%	0.2%	0.4%	0.0%	3.8%	8.1%	0.9%	0.0%	1,250
44			14:00	15:00	50	45	64.1%	10.0%	2.7%	2.5%	1.0%	1.5%	3.0%	0.7%	0.1%	0.5%	0.3%	0.2%	0.4%	0.0%	3.8%	8.2%	0.9%	0.0%	1,400
44			15:00	16:00	50	45	64.1%	10.0%	2.7%	2.5%	1.0%	1.5%	3.0%	0.8%	0.1%	0.6%	0.3%	0.2%	0.4%	0.0%	3.8%	8.1%	0.9%	0.0%	1,450
44			16:00	17:00	50	44	64.1%	10.0%	2.7%	2.5%	1.0%	1.5%	3.0%	0.7%	0.1%	0.5%	0.3%	0.2%	0.4%	0.0%	3.8%	8.1%	0.9%	0.0%	1,500
44			17:00	18:00	50	43	64.1%	10.0%	2.7%	2.5%	1.0%	1.5%	3.0%	0.7%	0.1%	0.6%	0.3%	0.2%	0.4%	0.0%	3.9%	8.1%	0.9%	0.0%	1,650
44			18:00	19:00	50	42	64.1%	10.0%	2.7%	2.5%	1.0%	1.5%	3.0%	0.8%	0.1%	0.5%	0.3%	0.2%	0.4%	0.0%	3.8%	8.2%	0.9%	0.0%	1,900
44			19:00	20:00	50	45	64.2%	10.0%	2.7%	2.5%	1.0%	1.5%	3.0%	0.7%	0.1%	0.5%	0.3%	0.2%	0.4%	0.0%	3.8%	8.1%	0.9%	0.0%	1,500
44			20:00	21:00	50	47	64.1%	9.9%	2.7%	2.5%	1.0%	1.5%	3.0%	0.8%	0.1%	0.5%	0.3%	0.3%	0.4%	0.0%	3.8%	8.2%	0.9%	0.0%	1,200
44			21:00	22:00	50	49	64.1%	10.0%	2.7%	2.5%	1.0%	1.5%	3.0%	0.8%	0.1%	0.5%	0.3%	0.2%	0.4%	0.0%	3.8%	8.1%	0.9%	0.0%	900
44			22:00	23:00	50	49	64.0%	9.9%	2.8%	2.5%	1.0%	1.5%	3.0%	0.8%	0.1%	0.6%	0.3%	0.2%	0.4%	0.0%	3.9%	8.2%	0.9%	0.0%	900
44			23:00	0:00	50	50	64.1%	10.0%	2.7%	2.5%	1.1%	1.5%	2.9%	0.8%	0.1%	0.5%	0.3%	0.3%	0.4%	0.0%	3.9%	8.1%	0.9%	0.0%	750
45	45	Fanling Highway Slip Road	0:00	1:00	100	97	66.9%	10.3%	2.8%	2.5%	1.1%	1.7%	3.1%	0.0%	0.0%	0.6%	0.3%	0.3%	0.3%	0.0%	0.6%	8.6%	1.1%	0.0%	350
45			1:00	2:00	100	98	66.8%	10.5%	3.0%	2.6%	1.0%	1.6%	3.3%	0.0%	0.0%	0.7%	0.3%	0.3%	0.3%	0.0%	0.0%	8.6%	1.0%	0.0%	300
45			2:00	3:00	100	98	66.8%	10.5%	3.1%	2.6%	0.9%	1.8%	3.1%	0.0%	0.0%	0.4%	0.4%	0.4%	0.4%	0.0%	0.0%	8.7%	0.9%	0.0%	250
45			3:00	4:00	100	99	66.9%	10.3%	2.7%	2.7%	1.1%	1.6%	3.3%	0.0%	0.0%	0.5%	0.5%	0.0%	0.5%	0.0%	0.0%	8.7%	1.1%	0.0%	200
45			4:00	5:00	100	99	67.3%	10.7%	2.7%	2.7%	1.3%	1.3%	3.3%	0.0%	0.0%	0.7%	0.0%	0.0%	0.7%	0.0%	0.0%	8.7%	0.7%	0.0%	150
45			5:00	6:00	100	99	66.7%	10.7%	2.7%	2.7%	1.3%	1.3%	3.3%	0.0%	0.0%	0.7%	0.0%	0.0%	0.7%	0.0%	0.7%	8.7%	0.7%	0.0%	150
45			6:00	7:00	100	98	66.3%	10.3%	2.8%	2.8%	1.0%	1.7%	3.1%	0.0%	0.0%	0.7%	0.3%	0.3%	0.3%	0.0%	0.7%	8.6%	1.0%	0.0%	300
45			7:00	8:00	100	93	66.5%	10.4%	2.9%	2.7%	1.1%	1.6%	3.2%	0.0%	0.1%	0.5%	0.3%	0.3%	0.4%	0.0%	0.7%	8.5%	0.9%	0.0%	750
45			8:00	9:00	100	82	66.6%	10.4%	2.9%	2.6%	1.0%	1.6%	3.2%	0.0%	0.1%	0.6%	0.3%	0.2%	0.4%	0.0%	0.6%	8.5%	1.0%	0.0%	1,250
45			9:00	10:00	100	84	66.6%	10.3%	2.9%	2.6%	1.0%	1.6%	3.2%	0.0%	0.1%	0.5%	0.4%	0.3%	0.4%	0.0%	0.6%	8.5%	1.0%	0.0%	1,150
45			10:00	11:00	100	84	66.6%	10.4%	2.9%	2.6%	1.0%	1.6%	3.2%	0.0%	0.1%	0.5%	0.4%	0.3%	0.4%	0.0%	0.6%	8.6%	1.0%	0.0%	1,150
45			11:00	12:00	100	85	66.6%	10.3%	2.9%	2.7%	1.1%	1.6%	3.2%	0.0%	0.1%	0.5%	0.4%	0.3%	0.4%	0.0%	0.6%	8.5%	1.0%	0.0%	1,100
45			12:00	13:00	100	88	66.6%	10.4%	2.9%	2.6%	1.0%	1.6%	3.2%	0.0%	0.1%	0.5%	0.3%	0.2%	0.4%	0.0%	0.6%	8.5%	0.9%	0.0%	950
45			13:00	14:00	100	90	67.4%	10.5%	2.5%	2.3%	0.9%	1.4%	2.9%	0.0%	0.1%	0.6%	0.3%	0.2%	0.4%	0.0%	1.0%	8.6%	0.9%	0.0%	900
45			14:00	15:00	100	88	67.5%	10.5%	2.5%	2.3%	0.9%	1.5%	2.8%	0.0%	0.1%	0.6%	0.3%	0.2%	0.4%	0.0%	1.0%	8.6%	0.9%	0.0%	1,000
45			15:00	16:00	100	86	67.6%	10.5%	2.5%	2.4%	0.9%	1.4%	2.8%	0.0%	0.1%	0.6%	0.3%	0.3%	0.4%	0.0%	1.0%	8.6%	0.9%	0.0%	1,050
45			16:00	17:00	100	86	67.5%	10.4%	2.5%	2.4%	0.9%	1.5%	2.8%	0.0%	0.1%	0.6%	0.4%	0.3%	0.4%	0.0%	1.0%	8.6%	0.8%	0.0%	1,100
45			17:00	18:00	100	84	67.5%	10.4%	2.5%	2.4%	0.9%	1.4%	2.9%	0.0%	0.1%	0.6%	0.3%	0.3%	0.4%	0.0%	0.9%	8.6%	0.9%	0.0%	1,200
45			18:00	19:00	100	82	67.5%	10.5%	2.5%	2.3%	0.9%	1.5%	2.8%	0.0%	0.1%	0.6%	0.3%	0.2%	0.4%	0.0%	1.0%	8.6%	0.9%	0.0%	1,250
45			19:00	20:00	100	86	67.5%	10.4%	2.5%	2.3%	0.9%	1.5%	2.9%	0.0%	0.1%	0.6%	0.3%	0.3%	0.4%	0.0%	0.9%	8.6%	0.8%	0.0%	1,100
45			20:00	21:00	100	91	67.5%	10.5%	2.5%	2.4%	0.9%	1.4%	2.8%	0.0%	0.1%	0.6%	0.4%	0.2%	0.4%	0.0%	0.9%	8.6%	0.8%	0.0%	850
45			21:00	22:00	100	95	67.3%	10.5%	2.5%	2.4%	0.9%	1.5%	2.8%	0.0%	0.2%	0.6%	0.3%	0.3%	0.5%	0.0%	0.9%	8.5%	0.9%	0.0%	650
45			22:00	23:00	100	95	67.5%	10.5%	2.4%	2.3%	0.9%	1.4%	2.8%	0.0%	0.2%	0.6%	0.3%	0.3%	0.5%	0.0%	0.9%	8.6%	0.9%	0.0%	650
45			23:00	0:00	100	96	67.5%	10.5%	2.6%	2.4%	0.9%	1.5%	2.8%	0.0%	0.0%	0.6%	0.4%	0.2%	0.4%	0.0%	0.9%	8.6%	0.9%	0.0%	550

2044 Operation	Link ID	Road Section	1-hour interval Start	End	Speed Limit (km/hr)	Travel Speed (km/hr)	Vehicle Composition PC	TAXI	LGV3	LGV4	LGV6	HGV7	HGV8	PLB	PV4	PV5	NFB6	NFB7	NFB8	FBSD	FBDD	MC	HGV9	NFB9	Traffic Flows (veh/hr)
46	46	Fanling Highway Slip Road	0:00	1:00	100	96	67.2%	10.5%	2.7%	2.7%	1.0%	1.4%	3.1%	0.0%	0.2%	0.6%	0.4%	0.2%	0.4%	0.0%	0.0%	8.6%	1.0%	0.0%	500
46			1:00	2:00	100	97	67.6%	10.5%	2.7%	2.7%	1.0%	1.5%	3.2%	0.0%	0.0%	0.5%	0.2%	0.2%	0.5%	0.0%	0.0%	8.5%	1.0%	0.0%	400
46			2:00	3:00	100	97	67.2%	10.3%	2.9%	2.6%	1.0%	1.6%	3.2%	0.0%	0.0%	0.6%	0.3%	0.3%	0.3%	0.0%	0.0%	8.7%	1.0%	0.0%	300
46			3:00	4:00	100	98	67.3%	10.4%	2.8%	2.8%	0.8%	1.6%	3.2%	0.0%	0.0%	0.4%	0.4%	0.4%	0.4%	0.0%	0.0%	8.8%	0.8%	0.0%	250
46			4:00	5:00	100	98	67.5%	10.7%	2.9%	2.4%	1.0%	1.5%	2.9%	0.0%	0.0%	0.5%	0.5%	0.0%	0.5%	0.0%	0.0%	8.7%	1.0%	0.0%	200
46			5:00	6:00	100	98	67.8%	10.4%	3.0%	2.5%	1.0%	1.5%	3.0%	0.0%	0.0%	0.5%	0.5%	0.0%	0.5%	0.0%	0.0%	8.4%	1.0%	0.0%	200
46			6:00	7:00	100	97	67.4%	10.5%	2.8%	2.6%	1.0%	1.5%	3.1%	0.0%	0.0%	0.5%	0.3%	0.3%	0.5%	0.0%	0.0%	8.7%	1.0%	0.0%	400
46			7:00	8:00	100	87	67.5%	10.5%	2.8%	2.6%	1.0%	1.5%	3.1%	0.0%	0.1%	0.6%	0.4%	0.2%	0.4%	0.0%	0.0%	8.6%	1.0%	0.0%	1,000
46			8:00	9:00	100	71	67.4%	10.4%	2.8%	2.6%	1.0%	1.5%	3.1%	0.0%	0.1%	0.6%	0.4%	0.2%	0.4%	0.0%	0.0%	8.6%	0.9%	0.0%	1,750
46			9:00	10:00	100	76	67.4%	10.5%	2.8%	2.6%	1.0%	1.5%	3.1%	0.0%	0.1%	0.6%	0.3%	0.3%	0.4%	0.0%	0.0%	8.6%	1.0%	0.0%	1,550
46			10:00	11:00	100	76	67.5%	10.4%	2.8%	2.6%	1.0%	1.5%	3.1%	0.0%	0.1%	0.6%	0.3%	0.3%	0.4%	0.0%	0.0%	8.6%	1.0%	0.0%	1,550
46			11:00	12:00	100	76	67.4%	10.5%	2.8%	2.6%	1.0%	1.5%	3.1%	0.0%	0.1%	0.6%	0.3%	0.3%	0.4%	0.0%	0.0%	8.6%	0.9%	0.0%	1,500
46			12:00	13:00	100	81	67.2%	10.4%	2.8%	2.6%	1.0%	1.5%	3.2%	0.0%	0.2%	0.6%	0.4%	0.2%	0.4%	0.0%	0.0%	8.6%	0.9%	0.0%	1,300
46			13:00	14:00	100	83	69.2%	10.7%	2.3%	2.0%	0.8%	1.2%	2.5%	0.0%	0.1%	0.6%	0.3%	0.3%	0.4%	0.0%	0.0%	8.8%	0.7%	0.0%	1,200
46			14:00	15:00	100	81	69.1%	10.7%	2.3%	2.1%	0.8%	1.3%	2.5%	0.0%	0.1%	0.6%	0.4%	0.2%	0.4%	0.0%	0.0%	8.9%	0.7%	0.0%	1,350
46			15:00	16:00	100	79	69.2%	10.7%	2.3%	2.1%	0.8%	1.2%	2.5%	0.0%	0.1%	0.6%	0.4%	0.2%	0.4%	0.0%	0.0%	8.8%	0.8%	0.0%	1,450
46			16:00	17:00	100	78	69.1%	10.7%	2.3%	2.1%	0.8%	1.2%	2.5%	0.0%	0.1%	0.6%	0.3%	0.3%	0.4%	0.0%	0.0%	8.9%	0.7%	0.0%	1,500
46			17:00	18:00	100	76	69.1%	10.7%	2.3%	2.1%	0.8%	1.2%	2.4%	0.0%	0.1%	0.6%	0.4%	0.3%	0.4%	0.0%	0.0%	8.8%	0.8%	0.0%	1,600
46			18:00	19:00	100	75	69.1%	10.7%	2.3%	2.1%	0.8%	1.2%	2.5%	0.0%	0.1%	0.6%	0.4%	0.2%	0.4%	0.0%	0.0%	8.8%	0.7%	0.0%	1,650
46			19:00	20:00	100	78	69.1%	10.7%	2.3%	2.1%	0.8%	1.2%	2.5%	0.0%	0.1%	0.6%	0.3%	0.3%	0.4%	0.0%	0.0%	8.8%	0.8%	0.0%	1,450
46			20:00	21:00	100	85	69.1%	10.7%	2.4%	2.1%	0.8%	1.2%	2.4%	0.0%	0.1%	0.6%	0.4%	0.3%	0.4%	0.0%	0.0%	8.8%	0.8%	0.0%	1,150
46			21:00	22:00	100	90	69.1%	10.8%	2.3%	2.1%	0.8%	1.2%	2.4%	0.0%	0.1%	0.6%	0.3%	0.2%	0.4%	0.0%	0.0%	8.9%	0.8%	0.0%	900
46			22:00	23:00	100	91	69.1%	10.7%	2.4%	2.0%	0.8%	1.2%	2.5%	0.0%	0.1%	0.6%	0.3%	0.2%	0.5%	0.0%	0.0%	8.8%	0.8%	0.0%	900
46			23:00	0:00	100	94	69.1%	10.8%	2.3%	2.0%	0.8%	1.2%	2.5%	0.0%	0.0%	0.5%	0.4%	0.3%	0.4%	0.0%	0.0%	8.9%	0.8%	0.0%	750
47	47	Fanling Highway Slip Road	0:00	1:00	100	98	66.4%	10.3%	1.9%	1.9%	0.7%	1.1%	2.2%	0.0%	0.0%	0.7%	0.4%	0.4%	0.4%	0.0%	4.4%	8.5%	0.7%	0.0%	250
47			1:00	2:00	100	98	69.9%	11.0%	2.3%	1.8%	0.9%	0.9%	2.3%	0.0%	0.0%	0.5%	0.5%	0.0%	0.5%	0.0%	0.0%	8.7%	0.9%	0.0%	200
47			2:00	3:00	100	99	69.7%	10.9%	1.8%	1.8%	0.6%	1.2%	2.4%	0.0%	0.0%	0.6%	0.6%	0.0%	0.6%	0.0%	0.0%	9.1%	0.6%	0.0%	150
47			3:00	4:00	100	99	69.9%	10.5%	2.3%	2.3%	0.8%	0.8%	2.3%	0.0%	0.0%	0.8%	0.0%	0.0%	0.8%	0.0%	0.0%	9.0%	0.8%	0.0%	150
47			4:00	5:00	100	99	70.4%	11.1%	1.9%	1.9%	0.9%	0.9%	1.9%	0.0%	0.0%	0.9%	0.0%	0.0%	0.0%	0.0%	0.0%	9.3%	0.9%	0.0%	100
47			5:00	6:00	100	99	67.0%	10.7%	1.8%	1.8%	0.9%	0.9%	1.8%	0.0%	0.0%	0.9%	0.0%	0.0%	0.0%	0.0%	4.5%	8.9%	0.9%	0.0%	100
47			6:00	7:00	100	98	67.4%	10.2%	1.9%	1.9%	0.9%	0.9%	2.3%	0.0%	0.0%	0.5%	0.5%	0.0%	0.5%	0.0%	4.2%	8.4%	0.5%	0.0%	200
47			7:00	8:00	100	95	66.6%	10.3%	2.0%	1.8%	0.7%	1.1%	2.3%	0.0%	0.2%	0.7%	0.4%	0.2%	0.4%	0.0%	4.4%	8.5%	0.7%	0.0%	550
47			8:00	9:00	100	88	66.6%	10.3%	2.0%	1.8%	0.7%	1.1%	2.2%	0.0%	0.1%	0.6%	0.3%	0.2%	0.4%	0.0%	4.4%	8.5%	0.7%	0.0%	950
47			9:00	10:00	100	90	66.6%	10.3%	2.0%	1.9%	0.7%	1.0%	2.3%	0.0%	0.1%	0.7%	0.4%	0.2%	0.5%	0.0%	4.4%	8.4%	0.7%	0.0%	850
47			10:00	11:00	100	90	66.5%	10.2%	2.1%	1.8%	0.7%	1.0%	2.3%	0.0%	0.1%	0.7%	0.3%	0.2%	0.5%	0.0%	4.4%	8.5%	0.7%	0.0%	850
47			11:00	12:00	100	90	66.5%	10.3%	2.0%	1.8%	0.7%	1.1%	2.3%	0.0%	0.1%	0.6%	0.4%	0.2%	0.5%	0.0%	4.4%	8.5%	0.7%	0.0%	850
47			12:00	13:00	100	93	66.6%	10.3%	2.1%	1.8%	0.7%	1.1%	2.2%	0.0%	0.1%	0.7%	0.3%	0.3%	0.4%	0.0%	4.3%	8.5%	0.7%	0.0%	700
47			13:00	14:00	100	95	70.2%	10.9%	1.2%	1.2%	0.4%	0.6%	1.3%	0.0%	0.2%	0.7%	0.3%	0.2%	0.4%	0.0%	3.1%	9.0%	0.4%	0.0%	700
47			14:00	15:00	100	93	70.0%	10.9%	1.2%	1.2%	0.4%	0.7%	1.3%	0.0%	0.1%	0.8%	0.3%	0.3%	0.4%	0.0%	3.1%	9.0%	0.4%	0.0%	750
47			15:00	16:00	100	92	70.0%	10.9%	1.1%	1.1%	0.4%	0.6%	1.4%	0.0%	0.1%	0.8%	0.4%	0.3%	0.4%	0.0%	3.1%	9.0%	0.4%	0.0%	800
47			16:00	17:00	100	92	69.9%	10.9%	1.2%	1.2%	0.5%	0.6%	1.3%	0.0%	0.1%	0.7%	0.4%	0.2%	0.5%	0.0%	3.0%	9.0%	0.4%	0.0%	800
47			17:00	18:00	100	90	69.9%	10.9%	1.1%	1.1%	0.5%	0.7%	1.2%	0.0%	0.1%	0.8%	0.3%	0.2%	0.5%	0.0%	3.2%	9.0%	0.5%	0.0%	900
47			18:00	19:00	100	89	70.1%	10.9%	1.2%	1.2%	0.4%	0.6%	1.3%	0.0%	0.1%	0.8%	0.3%	0.2%	0.4%	0.0%	3.1%	9.0%	0.4%	0.0%	950
47			19:00	20:00	100	92	70.0%	10.9%	1.2%	1.2%	0.4%	0.6%	1.4%	0.0%	0.1%	0.7%	0.4%	0.3%	0.4%	0.0%	3.1%	9.0%	0.4%	0.0%	800
47			20:00	21:00	100	95	69.9%	10.9%	1.3%	1.3%	0.5%	0.6%	1.3%	0.0%	0.2%	0.8%	0.3%	0.2%	0.5%	0.0%	3.1%	8.9%	0.5%	0.0%	650
47			21:00	22:00	100	96	69.8%	10.9%	1.2%	1.2%	0.4%	0.6%	1.4%	0.0%	0.2%	0.8%	0.4%	0.2%	0.4%	0.0%	3.2%	9.0%	0.4%	0.0%	500
47			22:00	23:00	100	96	70.0%	11.0%	1.2%	1.2%	0.4%	0.6%	1.2%	0.0%	0.2%	0.8%	0.4%	0.2%	0.4%	0.0%	3.0%	8.9%	0.4%	0.0%	500
47			23:00	0:00	100	97	69.8%	11.0%	1.2%	1.2%	0.5%	0.7%	1.2%	0.0%	0.0%	0.7%	0.2%	0.2%	0.5%	0.0%	3.2%	9.0%	0.5%	0.0%	400
48	48	Fanling Highway Slip Road	0:00	1:00	100	97	58.5%	9.1%	4.0%	3.8%	1.6%	2.2%	4.4%	0.0%	0.0%	0.4%	0.2%	0.2%	0.4%	0.0%	6.2%	7.5%	1.3%	0.0%	450
48			1:00	2:00	100	98	62.5%	9.8%	4.2%	3.9%	1.7%	2.2%	4.8%	0.0%	0.0%	0.6%	0.3%	0.3%	0.6%	0.0%	0.0%	7.8%	1.4%	0.0%	350
48			2:00	3:00	100	99	62.5%	9.7%	4.5%	4.1%	1.5%	2.2%	4.8%	0.0%	0.0%	0.4%	0.4%	0.4%	0.4%	0.0%	0.0%	7.8%	1.5%	0.0%	250
48			3:00	4:00	100	99	62.7%	9.7%	4.2%	4.2%	1.4%	2.3%	5.1%	0.0%	0.0%	0.5%	0.5%	0.0%	0.5%	0.0%	0.0%	7.8%	1.4%	0.0%	200
48			4:00	5:00	100	99	62.6%	9.5%	4.5%	3.9%	1.7%	2.2%	4.5%	0.0%	0.0%	0.6%	0.6%	0.0%	0.6%	0.0%	0.0%	7.8%	1.7%	0.0%	200
48			5:00	6:00	100	99	58.2%	9.0%	4.2%	3.7%	1.6%	2.1%	4.2%	0.0%	0.0%	0.5%	0.5%	0.0%	0.5%	0.0%	6.4%	7.4%	1.6%	0.0%	200
48			6:00	7:00	100	98	58.7%	9.1%	4.1%	3.6%	1.4%	2.2%	4.4%	0.0%	0.0%	0.6%	0.3%	0.3%	0.3%	0.0%	6.3%	7.4%	1.4%	0.0%	350
48			7:00	8:00	100	95	58.5%	9.0%	4.0%	3.7%	1.5%	2.2%	4.5%	0.0%	0.1%	0.4%	0.3%	0.2%	0.4%	0.0%	6.3%	7.4%	1.4%	0.0%	950
48			8:00	9:00	100	86	58.6%	9.1%	4.0%	3.7%	1.5%	2.2%	4.5%	0.0%	0.1%	0.5%	0.3%	0.2%	0.4%	0.0%	6.3%	7.5%	1.3%	0.0%	1,500
48			9:00	10:00	100	87	58.6%	9.1%	4.0%	3.7%	1.5%	2.2%	4.4%	0.0%	0.1%	0.5%	0.3%	0.2%	0.4%	0.0%	6.3%	7.4%	1.4%	0.0%	1,450
48			10:00	11:00	100	87	58.6%	9.0%	4.0%	3.7%	1.5%	2.2%	4.5%	0.0%	0.1%	0.5%	0.3%	0.2%	0.4%	0.0%	6.3%	7.5%	1.4%	0.0%	1,450
48			11:00	12:00	100	87	58.5%	9.0%	4.1%	3.7%	1.5%	2.2%	4.5%	0.0%	0.1%	0.5%	0.3%	0.2%	0.4%	0.0%	6.3%	7.5%	1.4%	0.0%	1,400
48			12:00	13:00	100	91	58.6%	9.1%	4.0%	3.7%	1.5%	2.2%	4.5%	0.0%	0.1%	0.5%	0.3%	0.2%	0.4%	0.0%	6.2%	7.5%	1.3%	0.0%	1,200
48			13:00	14:00	100	91	56.2%	8.7%	4.8%	4.3%	1.7%	2.7%	5.3%	0.0%	0.1%	0.5%	0.3%	0.2%	0.4%	0.0%	6.2%	7.2%	1.6%	0.0%	1,150
48			14:00	15:00	100	89	56.2%	8.7%	4.7%	4.3%	1.7%	2.6%	5.3%	0.0%	0.1%	0.6%	0.3%	0.2%	0.4%	0.0%	6.1%	7.3%	1.6%	0.0%	1,250
48			15:00	16:00	100	88	56.2%	8.7%	4.8%	4.3%	1.7%	2.6%	5.3%	0.0%	0.1%	0.5%	0.3%	0.2%	0.4%	0.0%	6.1%	7.3%	1.6%	0.0%	1,350
48			16:00	17:00	100	88	56.3%	8.7%	4.8%	4.3%	1.7%	2.6%	5.3%	0.0%	0.1%	0.5%	0.3%	0.2%	0.4%	0.0%	6.1%	7.2%	1.6%	0.0%	1,350
48			17:00	18:00	100	86	56.2%	8.7%	4.7%	4.3%	1.7%	2.6%	5.2%	0.0%	0.1%	0.5%	0.3%	0.2%	0.3%	0.0%	6.2%	7.3%	1.6%	0.0%	1,500
48			18:00	19:00	100	83	56.2%	8.7%	4.7%	4.3%	1.7%	2.6%	5.2%	0.0%	0.1%	0.6%	0.3%	0.2%	0.4%	0.0%	6.1%	7.2%	1.6%	0.0%	1,650
48			19:00	20:00	100	88	56.3%	8.7%	4.8%	4.3%	1.7%	2.6%	5.2%	0.0%	0.1%	0.5%	0.3%	0.2%	0.4%	0.0%	6.2%	7.2%	1.6%	0.0%	1,350
48			20:00	21:00	100	92	56.2%	8.7%	4.7%	4.3%	1.7%	2.6%	5.3%	0.0%	0.1%	0.6%	0.3%	0.2%	0.4%	0.0%	6.1%	7.3%	1.6%	0.0%	1,050
48			21:00	22:00	100	95	56.1%	8.6%	4.8%	4.3%	1.7%	2.6%	5.3%	0.0%	0.1%	0.6%	0.4%	0.2%	0.4%	0.0%	6.1%	7.2%	1.6%	0.0%	850
48			22:00	23:00	100	95	56.5%	8.7%	4.8%	4.3%	1.7%	2.6%	5.3%	0.0%	0.0%	0.5%	0.3%	0.1%	0.4%	0.0%	6.1%	7.2%	1.6%	0.0%	800
48			23:00	0:00	100	96	56.3%	8.7%	4.7%	4.3%	1.8%	2.7%	5.3%	0.0%	0.0%	0.6%	0.3%	0.2%	0.3%	0.0%	6.2%	7.2%	1.6%	0.0%	700
49	49	Fanling Highway EB	0:00	1:00	100	97	62.4%	9.7%	3.9%	3.6%	1.4%	2.1%	4.3%	0.0%	0.1%	0.6%	0.3%	0.2%	0.4%	0.0%	1.6%	8.0%	1.3%	0.0%	1,250
49			1:00	2:00	100	97	63.6%	9.9%	3.9%	3.6%	1.5%	2.2%	4.3%	0.0%	0.1%	0.6%	0.3%	0.2%	0.4%	0.0%	0.0%	8.1%	1.4%	0.0%	1,000
49			2:00	3:00	100	98	63.6%	9.9%	3.9%	3.6%	1.4%	2.2%	4.4%	0.0%	0.1%	0.5%	0.3%	0.3%	0.4%	0.0%	0.0%	8.1%	1.3%	0.0%	750
49			3:00	4:00	100	98	63.5%	9.8%	4.0%	3.7%	1.5%	2.3%	4.5%	0.0%	0.2%	0.5%	0.3%	0.2%	0.3%	0.0%	0.0%	8.0%	1.3%	0.0%	600
49			4:00	5:00	100	99	63.7%	9.8%	3.9%	3.7%	1.4%	2.2%	4.3%	0.0%	0.0%	0.6%	0.4%	0.2%	0.4%	0.0%	0.0%	8.1%	1.4%	0.0%	500
49			5:00	6:00	100	99	62.6%	9.8%	3.9%	3.5%	1.4%	2.1%	4.3%	0.0%	0.0%	0.6%	0.4%	0.2%	0.4%	0.0%	1.6%	8.0%	1.4%	0.0%	500
49			6:00	7:00	100	97	62.5%	9.7%	3.9%	3.6%	1.4%	2.1%	4.4%	0.0%	0.1%	0.5%	0.3%	0.2%	0.4%	0.0%	1.6%	8.0%	1.3%	0.0%	1,000
49			7:00	8:00	100	91	62.5%	9.7%	3.9%	3.6%	1.4%	2.2%	4.3%	0.0%	0.1%	0.6%	0.3%	0.2%	0.4%	0.0%	1.6%	8.0%	1.3%	0.0%	2,550
49			8:00	9:00	100	78	62.5%	9.7%	3.9%	3.6%	1.4%	2.2%	4.3%	0.0%	0.1%	0.5%	0.3%	0.2%	0.4%	0.0%	1.6%	8.0%	1.3%	0.0%	4,450
49			9:00	10:00	100	81	62.5%	9.7%	3.9%	3.6%	1.4%	2.1%	4.3%	0.0%	0.1%	0.5%	0.3%	0.2%	0.4%	0.0%	1.6%	8.0%	1.3%	0.0%	3,950
49			10:00	11:00	100	81	62.5%	9.7%	3.9%	3.6%	1.4%	2.2%	4.3%	0.0%	0.1%	0.5%	0.3%	0.2%	0.4%	0.0%	1.6%	8.0%	1.3%	0.0%	3,950
49			11:00	12:00	100	82	62.5%	9.7%	3.9%	3.6%	1.4%	2.1%	4.3%	0.0%	0.1%	0.6%	0.3%	0.2%	0.4%	0.0%	1.6%	8.0%	1.3%	0.0%	3,850
49			12:00	13:00	100	86	62.5%	9.7%	3.9%	3.6%	1.4%	2.1%	4.3%	0.0%	0.1%	0.6%	0.3%	0.2%	0.4%	0.0%	1.6%	8.0%	1.3%	0.0%	3,300
49			13:00	14:00	100	87	62.2%	9.6%	3.9%	3.6%	1.4%	2.2%	4.4%	0.0%	0.1%	0.6%	0.3%	0.2%	0.4%	0.0%	1.8%	8.0%	1.3%	0.0%	3,100
49			14:00	15:00	100	85	62.2%	9.6%	3.9%	3.6%	1.4%	2.2%	4.3%	0.0%	0.1%	0.5%	0.3%	0.2%	0.4%	0.0%	1.9%	7.9%	1.4%	0.0%	3,400
49			15:00	16:00	100	83	62.2%	9.6%	3.9%	3.6%	1.4%	2.2%	4.4%	0.0%	0.1%	0.5%	0.3%	0.2%	0.4%	0.0%	1.8%	8.0%	1.3%	0.0%	3,600
49			16:00	17:00	100	82	62.2%	9.6%	3.9%	3.6%	1.4%	2.2%	4.4%	0.0%	0.1%	0.5%	0.3%	0.2%	0.4%	0.0%	1.9%	7.9%	1.3%	0.0%	3,750
49			17:00	18:00	100	80	62.2%	9.6%	3.9%	3.6%	1.4%	2.2%	4.4%	0.0%	0.1%	0.6%	0.3%	0.2%	0.4%	0.0%	1.8%	8.0%	1.3%	0.0%	4,000
49			18:00	19:00	100	80	62.2%	9.6%	3.9%	3.6%	1.4%	2.2%	4.4%	0.0%	0.1%	0.5%	0.3%	0.2%	0.4%	0.0%	1.8%	8.0%	1.3%	0.0%	4,100
49			19:00	20:00	100	83	62.2%	9.6%	3.9%	3.6%	1.4%	2.2%	4.4%	0.0%	0.1%	0.6%	0.3%	0.2%	0.4%	0.0%	1.8%	7.9%	1.3%	0.0%	3,650
49			20:00	21:00	100	88	62.2%	9.6%	3.9%	3.6%	1.4%	2.2%	4.4%	0.0%	0.1%	0.6%	0.3%	0.2%	0.4%	0.0%	1.8%	7.9%	1.4%	0.0%	2,900
49			21:00	22:00	100	93	62.2%	9.7%	3.9%	3.6%	1.4%	2.2%	4.4%	0.0%	0.1%	0.5%	0.3%	0.2%	0.4%	0.0%	1.9%	7.9%	1.3%	0.0%	2,250
49			22:00	23:00	100	93	62.2%	9.6%	3.9%	3.6%	1.4%	2.2%	4.3%	0.0%	0.1%	0.5%	0.3%	0.2%	0.4%	0.0%	1.8%	7.9%	1.3%	0.0%	2,250
49			23:00	0:00	100	95	62.2%	9.6%	4.0%	3.6%	1.4%	2.2%	4.3%	0.0%	0.1%	0.5%	0.3%	0.2%	0.4%	0.0%	1.8%	8.0%	1.4%	0.0%	1,850
50	50	Fanling Highway WB	0:00	1:00	100	97	62.6%	9.7%	3.9%	3.6%	1.5%	2.2%	4.4%	0.0%	0.1%	0.5%	0.3%	0.2%	0.4%	0.0%	1.3%	8.0%	1.3%	0.0%	1,300
50			1:00	2:00	100	97	63.4%	9.8%	4.1%	3.7%	1.5%	2.2%	4.4%	0.0%	0.1%	0.6%	0.3%	0.2%	0.4%	0.0%	0.0%	8.1%	1.4%	0.0%	1,100
50			2:00	3:00	100	98	63.4%	9.8%	4.0%	3.7%	1.5%	2.2%	4.4%	0.0%	0.1%	0.6%	0.4%	0.2%	0.4%	0.0%	0.0%	8.1%	1.3%	0.0%	800
50			3:00	4:00	100	98	63.4%	9.8%	3.9%	3.6%	1.5%	2.3%	4.4%	0.0%	0.2%	0.6%	0.3%	0.2%	0.5%	0.0%	0.0%	8.1%	1.4%	0.0%	650
50			4:00	5:00	100	99	63.4%	9.7%	4.0%	3.7%	1.5%	2.2%	4.4%	0.0%	0.2%	0.6%	0.4%	0.2%	0.4%	0.0%	0.0%	8.1%	1.3%	0.0%	550
50			5:00	6:00	100	99	62.3%	9.7%	4.0%	3.7%	1.5%	2.2%	4.4%	0.0%	0.2%	0.6%	0.4%	0.2%	0.4%	0.0%	1.3%	8.0%	1.3%	0.0%	550
50			6:00	7:00	100	97	62.5%	9.7%	3.9%	3.6%	1.4%	2.2%	4.4%	0.0%	0.1%	0.6%	0.3%	0.2%	0.4%	0.0%	1.3%	8.0%	1.3%	0.0%	1,050
50			7:00	8:00	100	90	62.6%	9.7%	3.9%	3.6%	1.4%	2.2%	4.4%	0.0%	0.1%	0.6%	0.3%	0.2%	0.4%	0.0%	1.3%	8.0%	1.3%	0.0%	2,700
50			8:00	9:00	100	74	62.5%	9.7%	4.0%	3.6%	1.4%	2.2%	4.4%	0.0%	0.1%	0.6%	0.3%	0.2%	0.4%	0.0%	1.3%	8.0%	1.3%	0.0%	4,950
50			9:00	10:00	100	79	62.5%	9.7%	4.0%	3.6%	1.4%	2.2%	4.4%	0.0%	0.1%	0.6%	0.3%	0.2%	0.4%	0.0%	1.3%	8.0%	1.3%	0.0%	4,150
50			10:00	11:00	100	79	62.6%	9.7%	3.9%	3.6%	1.4%	2.2%	4.4%	0.0%	0.1%	0.6%	0.3%	0.2%	0.4%	0.0%	1.3%	8.0%	1.3%	0.0%	4,200
50			11:00	12:00	100	80	62.6%	9.7%	3.9%	3.6%	1.4%	2.2%	4.4%	0.0%	0.1%	0.5%	0.3%	0.2%	0.4%	0.0%	1.3%	8.0%	1.3%	0.0%	4,050
50			12:00	13:00	100	84	62.5%	9.7%	3.9%	3.6%	1.4%	2.2%	4.4%	0.0%	0.1%	0.6%	0.3%	0.2%	0.4%	0.0%	1.3%	8.0%	1.4%	0.0%	3,500
50			13:00	14:00	100	85	59.3%	9.2%	4.8%	4.5%	1.7%	2.7%	5.4%	0.0%	0.1%	0.5%	0.3%	0.2%	0.4%	0.0%	1.7%	7.6%	1.7%	0.0%	3,300
50			14:00	15:00	100	82	59.3%	9.2%	4.8%	4.5%	1.7%	2.7%	5.4%	0.0%	0.1%	0.5%	0.3%	0.2%	0.4%	0.0%	1.7%	7.6%	1.7%	0.0%	3,650
50			15:00	16:00	100	81	59.3%	9.2%	4.8%	4.5%	1.8%	2.7%	5.4%	0.0%	0.1%	0.5%	0.3%	0.2%	0.4%	0.0%	1.7%	7.6%	1.6%	0.0%	3,850
50			16:00	17:00	100	80	59.3%	9.2%	4.8%	4.5%	1.7%	2.7%	5.4%	0.0%	0.1%	0.5%	0.3%	0.2%	0.4%	0.0%	1.7%	7.6%	1.6%	0.0%	3,950
50			17:00	18:00	100	78	59.3%	9.2%	4.8%	4.5%	1.7%	2.7%	5.4%	0.0%	0.1%	0.5%	0.3%	0.2%	0.4%	0.0%	1.7%	7.6%	1.6%	0.0%	4,250
50			18:00	19:00	100	79	59.3%	9.2%	4.8%	4.5%	1.7%	2.7%	5.4%	0.0%	0.1%	0.5%	0.3%	0.2%	0.4%	0.0%	1.7%	7.6%	1.7%	0.0%	4,050
50			19:00	20:00	100	80	59.3%	9.2%	4.8%	4.5%	1.8%	2.7%	5.4%	0.0%	0.1%	0.5%	0.3%	0.2%	0.4%	0.0%	1.7%	7.6%	1.6%	0.0%	3,900
50			20:00	21:00	100	87	59.3%	9.2%	4.8%	4.5%	1.8%	2.7%	5.4%	0.0%	0.1%	0.5%	0.3%	0.2%	0.4%	0.0%	1.7%	7.6%	1.7%	0.0%	3,050
50			21:00	22:00	100	91	59.3%	9.2%	4.8%	4.5%	1.7%	2.7%	5.4%	0.0%	0.1%	0.5%	0.3%	0.2%	0.4%	0.0%	1.7%	7.6%	1.7%	0.0%	2,400
50			22:00	23:00	100	92	59.3%	9.2%	4.8%	4.5%	1.7%	2.7%	5.4%	0.0%	0.1%	0.5%	0.3%	0.2%	0.4%	0.0%	1.7%	7.6%	1.6%	0.0%	2,350
50			23:00	0:00	100	95	59.3%	9.2%	4.8%	4.5%	1.7%	2.7%	5.4%	0.0%	0.1%	0.5%	0.3%	0.2%	0.4%	0.0%	1.7%	7.6%	1.6%	0.0%	1,950

2044 Operation	Link ID	Road Section	1-hour interval Start	1-hour interval End	Speed Limit (km/hr)	Travel Speed (km/hr)	Vehicle Composition PC	TAXI	LGV3	LGV4	LGV6	HGV7	HGV8	PLB	PV4	PV5	NFB6	NFB7	NFB8	FBSD	FBDD	MC	HGV9	NFB9	Traffic Flows (veh/hr)
51	51	Tai Tau Leng Roundabout	0:00	1:00	50	***50***	65.8%	10.2%	2.5%	2.2%	0.9%	1.4%	2.8%	0.5%	0.1%	0.5%	0.4%	0.3%	0.4%	0.0%	2.9%	8.4%	0.8%	0.0%	**750**
51			1:00	2:00	50	***50***	68.1%	10.5%	2.6%	2.4%	1.0%	1.4%	2.9%	0.0%	0.2%	0.5%	0.3%	0.2%	0.5%	0.0%	0.0%	8.8%	0.8%	0.0%	**650**
51			2:00	3:00	50	***50***	68.0%	10.6%	2.5%	2.3%	0.9%	1.5%	2.8%	0.0%	0.2%	0.6%	0.4%	0.2%	0.4%	0.0%	0.0%	8.7%	0.9%	0.0%	**450**
51			3:00	4:00	50	***50***	68.3%	10.6%	2.6%	2.4%	0.8%	1.3%	2.9%	0.0%	0.0%	0.5%	0.3%	0.3%	0.5%	0.0%	0.0%	8.7%	0.8%	0.0%	**400**
51			4:00	5:00	50	***50***	68.3%	10.6%	2.6%	2.2%	1.0%	1.3%	2.9%	0.0%	0.0%	0.6%	0.3%	0.3%	0.3%	0.0%	0.0%	8.7%	1.0%	0.0%	**300**
51			5:00	6:00	50	***50***	65.8%	10.3%	2.5%	2.2%	0.9%	1.3%	2.5%	0.6%	0.0%	0.6%	0.3%	0.3%	0.3%	0.0%	2.8%	8.5%	0.9%	0.0%	**300**
51			6:00	7:00	50	***50***	65.8%	10.2%	2.4%	2.3%	0.8%	1.5%	2.8%	0.5%	0.2%	0.5%	0.3%	0.2%	0.5%	0.0%	2.9%	8.4%	0.8%	0.0%	**600**
51			7:00	8:00	50	***45***	65.6%	10.2%	2.5%	2.3%	0.9%	1.4%	2.8%	0.6%	0.1%	0.6%	0.4%	0.3%	0.4%	0.0%	2.9%	8.4%	0.8%	0.0%	**1,600**
51			8:00	9:00	50	***38***	65.7%	10.2%	2.5%	2.3%	0.9%	1.4%	2.7%	0.5%	0.1%	0.5%	0.4%	0.2%	0.4%	0.0%	2.9%	8.4%	0.9%	0.0%	**2,600**
51			9:00	10:00	50	***39***	65.7%	10.2%	2.5%	2.3%	0.9%	1.4%	2.7%	0.5%	0.1%	0.5%	0.3%	0.2%	0.4%	0.0%	2.9%	8.4%	0.9%	0.0%	**2,450**
51			10:00	11:00	50	***39***	65.7%	10.2%	2.5%	2.3%	0.9%	1.4%	2.7%	0.5%	0.1%	0.5%	0.4%	0.2%	0.4%	0.0%	2.9%	8.4%	0.9%	0.0%	**2,450**
51			11:00	12:00	50	***39***	65.7%	10.2%	2.5%	2.3%	0.9%	1.4%	2.7%	0.5%	0.1%	0.5%	0.3%	0.3%	0.4%	0.0%	2.9%	8.4%	0.8%	0.0%	**2,400**
51			12:00	13:00	50	***41***	65.8%	10.2%	2.5%	2.3%	0.9%	1.4%	2.7%	0.5%	0.1%	0.5%	0.3%	0.2%	0.4%	0.0%	2.9%	8.4%	0.8%	0.0%	**2,050**
51			13:00	14:00	50	***43***	67.8%	10.5%	2.0%	1.8%	0.7%	1.1%	2.2%	0.5%	0.1%	0.6%	0.3%	0.2%	0.4%	0.0%	2.4%	8.7%	0.7%	0.0%	**1,950**
51			14:00	15:00	50	***41***	67.8%	10.5%	2.0%	1.8%	0.7%	1.1%	2.2%	0.5%	0.1%	0.6%	0.3%	0.2%	0.4%	0.0%	2.4%	8.6%	0.7%	0.0%	**2,150**
51			15:00	16:00	50	***40***	67.7%	10.5%	2.0%	1.8%	0.7%	1.1%	2.2%	0.5%	0.1%	0.6%	0.3%	0.2%	0.4%	0.0%	2.4%	8.7%	0.7%	0.0%	**2,250**
51			16:00	17:00	50	***40***	67.7%	10.5%	2.0%	1.9%	0.7%	1.1%	2.2%	0.5%	0.1%	0.6%	0.3%	0.2%	0.4%	0.0%	2.4%	8.6%	0.7%	0.0%	**2,350**
51			17:00	18:00	50	***39***	67.7%	10.5%	2.0%	1.8%	0.7%	1.1%	2.2%	0.5%	0.1%	0.6%	0.3%	0.2%	0.4%	0.0%	2.4%	8.6%	0.7%	0.0%	**2,500**
51			18:00	19:00	50	***37***	67.8%	10.5%	2.0%	1.8%	0.7%	1.1%	2.2%	0.5%	0.1%	0.6%	0.3%	0.2%	0.4%	0.0%	2.4%	8.6%	0.7%	0.0%	**2,700**
51			19:00	20:00	50	***40***	67.7%	10.5%	2.0%	1.8%	0.7%	1.1%	2.2%	0.5%	0.1%	0.6%	0.4%	0.2%	0.4%	0.0%	2.5%	8.7%	0.7%	0.0%	**2,300**
51			20:00	21:00	50	***43***	67.8%	10.5%	2.0%	1.8%	0.7%	1.1%	2.2%	0.5%	0.1%	0.6%	0.3%	0.2%	0.4%	0.0%	2.4%	8.6%	0.7%	0.0%	**1,800**
51			21:00	22:00	50	***46***	67.7%	10.5%	2.0%	1.8%	0.7%	1.1%	2.2%	0.5%	0.1%	0.6%	0.4%	0.2%	0.4%	0.0%	2.4%	8.6%	0.7%	0.0%	**1,400**
51			22:00	23:00	50	***46***	67.7%	10.5%	2.0%	1.9%	0.7%	1.1%	2.2%	0.5%	0.1%	0.7%	0.4%	0.2%	0.4%	0.0%	2.4%	8.6%	0.7%	0.0%	**1,400**
51			23:00	0:00	50	***48***	67.7%	10.5%	2.0%	1.8%	0.7%	1.1%	2.2%	0.5%	0.1%	0.6%	0.4%	0.3%	0.4%	0.0%	2.4%	8.7%	0.7%	0.0%	**1,150**
52	52	Tai Tau Leng Roundabout	0:00	1:00	50	***50***	59.4%	9.3%	4.3%	3.9%	1.4%	2.5%	4.6%	0.0%	0.0%	0.4%	0.4%	0.4%	0.4%	0.0%	4.3%	7.5%	1.4%	0.0%	**300**
52			1:00	2:00	50	***50***	61.8%	9.7%	4.4%	4.0%	1.8%	2.6%	4.8%	0.0%	0.0%	0.4%	0.4%	0.4%	0.4%	0.0%	0.0%	7.9%	1.3%	0.0%	**250**
52			2:00	3:00	50	***50***	62.2%	9.3%	4.1%	4.1%	1.7%	2.3%	4.7%	0.0%	0.0%	0.6%	0.6%	0.0%	0.6%	0.0%	0.0%	8.1%	1.7%	0.0%	**150**
52			3:00	4:00	50	***50***	62.8%	9.5%	4.4%	3.7%	1.5%	2.2%	5.1%	0.0%	0.0%	0.7%	0.0%	0.0%	0.7%	0.0%	0.0%	8.0%	1.5%	0.0%	**150**
52			4:00	5:00	50	***50***	61.7%	9.6%	4.4%	4.4%	1.7%	2.6%	4.4%	0.0%	0.0%	0.9%	0.0%	0.0%	0.9%	0.0%	0.0%	7.8%	1.7%	0.0%	**100**
52			5:00	6:00	50	***50***	59.8%	9.4%	4.3%	3.4%	1.7%	2.6%	4.3%	0.0%	0.0%	0.9%	0.0%	0.0%	0.0%	0.0%	4.3%	7.7%	1.7%	0.0%	**100**
52			6:00	7:00	50	***50***	60.0%	9.3%	4.0%	4.0%	1.3%	2.2%	4.4%	0.0%	0.0%	0.4%	0.4%	0.0%	0.4%	0.0%	4.4%	7.6%	1.3%	0.0%	**250**
52			7:00	8:00	50	***49***	59.5%	9.2%	4.1%	3.8%	1.5%	2.4%	4.6%	0.0%	0.2%	0.5%	0.3%	0.2%	0.3%	0.0%	4.3%	7.7%	1.4%	0.0%	**600**
52			8:00	9:00	50	***45***	59.5%	9.2%	4.1%	3.8%	1.5%	2.3%	4.6%	0.0%	0.1%	0.5%	0.3%	0.2%	0.4%	0.0%	4.3%	7.6%	1.4%	0.0%	**950**
52			9:00	10:00	50	***45***	59.6%	9.2%	4.1%	3.8%	1.5%	2.3%	4.6%	0.0%	0.1%	0.6%	0.3%	0.2%	0.5%	0.0%	4.3%	7.6%	1.3%	0.0%	**900**
52			10:00	11:00	50	***45***	59.5%	9.2%	4.1%	3.8%	1.4%	2.3%	4.6%	0.0%	0.1%	0.6%	0.3%	0.2%	0.4%	0.0%	4.3%	7.7%	1.4%	0.0%	**900**
52			11:00	12:00	50	***45***	59.5%	9.3%	4.1%	3.8%	1.5%	2.3%	4.6%	0.0%	0.1%	0.6%	0.3%	0.2%	0.5%	0.0%	4.3%	7.7%	1.4%	0.0%	**900**
52			12:00	13:00	50	***47***	59.6%	9.2%	4.1%	3.9%	1.5%	2.3%	4.5%	0.0%	0.1%	0.5%	0.3%	0.3%	0.4%	0.0%	4.4%	7.6%	1.3%	0.0%	**750**
52			13:00	14:00	50	***48***	62.8%	9.8%	3.5%	3.1%	1.3%	1.8%	3.8%	0.0%	0.1%	0.6%	0.3%	0.1%	0.4%	0.0%	3.1%	8.1%	1.1%	0.0%	**700**
52			14:00	15:00	50	***47***	62.8%	9.7%	3.5%	3.1%	1.3%	1.9%	3.8%	0.0%	0.1%	0.6%	0.3%	0.3%	0.4%	0.0%	3.1%	8.1%	1.2%	0.0%	**800**
52			15:00	16:00	50	***46***	62.9%	9.7%	3.5%	3.0%	1.3%	1.9%	3.8%	0.0%	0.1%	0.6%	0.2%	0.2%	0.4%	0.0%	3.0%	8.0%	1.2%	0.0%	**800**
52			16:00	17:00	50	***46***	62.8%	9.7%	3.5%	3.1%	1.3%	1.9%	3.8%	0.0%	0.1%	0.6%	0.4%	0.2%	0.4%	0.0%	3.1%	8.1%	1.2%	0.0%	**850**
52			17:00	18:00	50	***45***	62.8%	9.8%	3.5%	3.0%	1.3%	1.9%	3.8%	0.0%	0.1%	0.5%	0.3%	0.2%	0.4%	0.0%	3.0%	8.0%	1.2%	0.0%	**900**
52			18:00	19:00	50	***44***	62.8%	9.7%	3.5%	3.1%	1.3%	1.9%	3.8%	0.0%	0.1%	0.6%	0.3%	0.2%	0.4%	0.0%	3.1%	8.1%	1.2%	0.0%	**1,000**
52			19:00	20:00	50	***46***	62.8%	9.8%	3.5%	3.1%	1.3%	1.9%	3.8%	0.0%	0.1%	0.6%	0.2%	0.2%	0.4%	0.0%	3.1%	8.0%	1.2%	0.0%	**850**
52			20:00	21:00	50	***48***	62.8%	9.7%	3.5%	3.0%	1.4%	2.0%	3.8%	0.0%	0.2%	0.6%	0.3%	0.2%	0.5%	0.0%	3.0%	8.0%	1.2%	0.0%	**650**
52			21:00	22:00	50	***50***	62.6%	9.8%	3.5%	3.1%	1.3%	1.9%	3.8%	0.0%	0.2%	0.6%	0.4%	0.2%	0.4%	0.0%	3.1%	8.1%	1.2%	0.0%	**500**
52			22:00	23:00	50	***50***	62.6%	9.8%	3.5%	3.1%	1.4%	2.0%	3.7%	0.0%	0.2%	0.6%	0.4%	0.2%	0.4%	0.0%	3.1%	8.0%	1.2%	0.0%	**500**
52			23:00	0:00	50	***50***	62.9%	9.7%	3.6%	3.1%	1.2%	1.9%	3.8%	0.0%	0.0%	0.7%	0.2%	0.2%	0.5%	0.0%	3.1%	8.0%	1.2%	0.0%	**400**
53	53	Tai Tau Leng Roundabout	0:00	1:00	50	***50***	65.9%	10.2%	2.5%	2.3%	0.9%	1.4%	2.8%	0.5%	0.1%	0.6%	0.4%	0.3%	0.4%	0.0%	2.6%	8.5%	0.9%	0.0%	**800**
53			1:00	2:00	50	***50***	67.9%	10.6%	2.5%	2.4%	0.9%	1.5%	2.8%	0.0%	0.2%	0.6%	0.3%	0.3%	0.5%	0.0%	0.0%	8.7%	0.9%	0.0%	**650**
53			2:00	3:00	50	***50***	67.9%	10.5%	2.6%	2.4%	1.0%	1.4%	3.0%	0.0%	0.2%	0.6%	0.4%	0.2%	0.4%	0.0%	0.0%	8.7%	0.8%	0.0%	**500**
53			3:00	4:00	50	***50***	68.1%	10.6%	2.7%	2.5%	1.0%	1.5%	2.7%	0.0%	0.0%	0.5%	0.3%	0.3%	0.5%	0.0%	0.0%	8.6%	1.0%	0.0%	**400**
53			4:00	5:00	50	***50***	68.0%	10.5%	2.7%	2.4%	0.9%	1.5%	3.0%	0.0%	0.0%	0.6%	0.3%	0.3%	0.3%	0.0%	0.0%	8.7%	0.9%	0.0%	**350**
53			5:00	6:00	50	***50***	65.8%	10.2%	2.6%	2.3%	0.9%	1.5%	2.6%	0.6%	0.0%	0.6%	0.3%	0.3%	0.3%	0.0%	2.6%	8.5%	0.9%	0.0%	**350**
53			6:00	7:00	50	***50***	65.9%	10.2%	2.4%	2.3%	0.9%	1.4%	2.7%	0.5%	0.2%	0.6%	0.3%	0.3%	0.5%	0.0%	2.6%	8.4%	0.9%	0.0%	**650**
53			7:00	8:00	50	***44***	65.8%	10.2%	2.5%	2.4%	0.9%	1.4%	2.8%	0.5%	0.1%	0.6%	0.4%	0.2%	0.4%	0.0%	2.6%	8.4%	0.9%	0.0%	**1,700**
53			8:00	9:00	50	***35***	65.9%	10.2%	2.5%	2.3%	0.9%	1.4%	2.8%	0.5%	0.1%	0.6%	0.3%	0.2%	0.4%	0.0%	2.6%	8.4%	0.9%	0.0%	**2,950**
53			9:00	10:00	50	***38***	65.9%	10.2%	2.5%	2.3%	0.9%	1.4%	2.8%	0.5%	0.1%	0.6%	0.3%	0.2%	0.4%	0.0%	2.6%	8.4%	0.9%	0.0%	**2,600**
53			10:00	11:00	50	***37***	65.9%	10.2%	2.5%	2.3%	0.9%	1.4%	2.8%	0.5%	0.1%	0.6%	0.3%	0.2%	0.4%	0.0%	2.6%	8.4%	0.9%	0.0%	**2,650**
53			11:00	12:00	50	***38***	65.9%	10.2%	2.5%	2.4%	0.9%	1.4%	2.8%	0.5%	0.1%	0.6%	0.4%	0.2%	0.4%	0.0%	2.6%	8.4%	0.9%	0.0%	**2,550**
53			12:00	13:00	50	***41***	65.9%	10.2%	2.5%	2.3%	0.9%	1.4%	2.8%	0.5%	0.1%	0.6%	0.3%	0.2%	0.4%	0.0%	2.6%	8.4%	0.9%	0.0%	**2,200**
53			13:00	14:00	50	***42***	68.0%	10.6%	1.9%	1.8%	0.7%	1.0%	2.1%	0.5%	0.1%	0.6%	0.3%	0.2%	0.4%	0.0%	2.4%	8.7%	0.6%	0.0%	**2,050**
53			14:00	15:00	50	***40***	68.0%	10.5%	1.9%	1.7%	0.7%	1.1%	2.1%	0.5%	0.1%	0.6%	0.4%	0.2%	0.4%	0.0%	2.4%	8.7%	0.7%	0.0%	**2,250**
53			15:00	16:00	50	***39***	67.9%	10.5%	1.9%	1.8%	0.7%	1.0%	2.1%	0.5%	0.1%	0.6%	0.3%	0.2%	0.4%	0.0%	2.5%	8.7%	0.7%	0.0%	**2,400**
53			16:00	17:00	50	***39***	68.0%	10.5%	1.9%	1.7%	0.7%	1.1%	2.1%	0.5%	0.1%	0.6%	0.3%	0.2%	0.4%	0.0%	2.5%	8.7%	0.6%	0.0%	**2,500**
53			17:00	18:00	50	***38***	68.0%	10.5%	1.9%	1.7%	0.7%	1.1%	2.1%	0.5%	0.1%	0.6%	0.3%	0.2%	0.4%	0.0%	2.4%	8.7%	0.6%	0.0%	**2,700**
53			18:00	19:00	50	***37***	68.0%	10.5%	1.9%	1.7%	0.7%	1.0%	2.1%	0.5%	0.1%	0.6%	0.3%	0.2%	0.4%	0.0%	2.4%	8.7%	0.7%	0.0%	**2,700**
53			19:00	20:00	50	***39***	68.0%	10.5%	1.9%	1.7%	0.7%	1.0%	2.1%	0.5%	0.1%	0.6%	0.3%	0.2%	0.4%	0.0%	2.5%	8.7%	0.7%	0.0%	**2,450**
53			20:00	21:00	50	***43***	68.1%	10.6%	1.9%	1.7%	0.7%	1.0%	2.1%	0.5%	0.1%	0.6%	0.3%	0.2%	0.4%	0.0%	2.4%	8.7%	0.6%	0.0%	**1,950**
53			21:00	22:00	50	***45***	68.0%	10.5%	1.9%	1.7%	0.7%	1.1%	2.1%	0.5%	0.1%	0.6%	0.3%	0.2%	0.4%	0.0%	2.5%	8.7%	0.7%	0.0%	**1,500**
53			22:00	23:00	50	***46***	68.0%	10.6%	1.9%	1.8%	0.7%	1.0%	2.1%	0.5%	0.1%	0.6%	0.3%	0.2%	0.4%	0.0%	2.4%	8.7%	0.7%	0.0%	**1,500**
53			23:00	0:00	50	***47***	68.0%	10.6%	1.9%	1.7%	0.7%	1.1%	2.1%	0.5%	0.1%	0.7%	0.3%	0.2%	0.4%	0.0%	2.4%	8.7%	0.7%	0.0%	**1,250**
54	54	Tai Tau Leng Roundabout	0:00	1:00	50	***50***	65.7%	10.1%	2.8%	2.6%	0.9%	1.5%	3.1%	0.7%	0.2%	0.6%	0.4%	0.2%	0.4%	0.0%	1.7%	8.4%	0.9%	0.0%	**550**
54			1:00	2:00	50	***50***	67.0%	10.4%	2.9%	2.7%	1.1%	1.6%	3.1%	0.0%	0.0%	0.7%	0.4%	0.2%	0.4%	0.0%	0.0%	8.6%	0.9%	0.0%	**450**
54			2:00	3:00	50	***50***	67.5%	10.4%	3.0%	2.7%	0.9%	1.5%	3.3%	0.0%	0.0%	0.6%	0.3%	0.3%	0.3%	0.0%	0.0%	8.6%	0.9%	0.0%	**350**
54			3:00	4:00	50	***50***	66.9%	10.6%	2.9%	2.6%	1.1%	1.5%	2.9%	0.0%	0.0%	0.7%	0.4%	0.4%	0.4%	0.0%	0.0%	8.7%	1.1%	0.0%	**300**
54			4:00	5:00	50	***50***	67.9%	10.3%	2.7%	2.7%	0.9%	1.3%	3.1%	0.0%	0.0%	0.5%	0.5%	0.5%	0.5%	0.0%	0.0%	8.5%	0.9%	0.0%	**200**
54			5:00	6:00	50	***50***	65.8%	10.1%	2.6%	2.6%	0.9%	1.3%	3.1%	0.9%	0.0%	0.4%	0.4%	0.4%	0.4%	0.0%	1.8%	8.3%	0.9%	0.0%	**250**
54			6:00	7:00	50	***50***	65.6%	10.3%	2.7%	2.5%	0.9%	1.6%	3.0%	0.7%	0.0%	0.5%	0.5%	0.2%	0.5%	0.0%	1.8%	8.4%	0.9%	0.0%	**450**
54			7:00	8:00	50	***43***	65.6%	10.2%	2.7%	2.6%	1.0%	1.5%	3.0%	0.7%	0.1%	0.5%	0.4%	0.3%	0.4%	0.0%	1.8%	8.4%	1.0%	0.0%	**1,150**
54			8:00	9:00	50	***34***	65.6%	10.2%	2.7%	2.5%	1.0%	1.5%	3.0%	0.7%	0.1%	0.6%	0.4%	0.3%	0.4%	0.0%	1.7%	8.4%	1.0%	0.0%	**2,000**
54			9:00	10:00	50	***37***	65.7%	10.1%	2.8%	2.5%	1.0%	1.5%	3.1%	0.7%	0.1%	0.6%	0.3%	0.2%	0.4%	0.0%	1.7%	8.4%	0.9%	0.0%	**1,750**
54			10:00	11:00	50	***37***	65.6%	10.1%	2.7%	2.6%	1.0%	1.5%	3.1%	0.7%	0.1%	0.6%	0.3%	0.2%	0.4%	0.0%	1.8%	8.4%	0.9%	0.0%	**1,750**
54			11:00	12:00	50	***37***	65.6%	10.2%	2.8%	2.5%	1.0%	1.5%	3.1%	0.7%	0.1%	0.5%	0.4%	0.2%	0.4%	0.0%	1.8%	8.3%	0.9%	0.0%	**1,700**
54			12:00	13:00	50	***40***	65.6%	10.2%	2.8%	2.5%	1.0%	1.5%	3.0%	0.7%	0.1%	0.6%	0.3%	0.3%	0.4%	0.0%	1.7%	8.4%	1.0%	0.0%	**1,450**
54			13:00	14:00	50	***41***	66.8%	10.3%	2.3%	2.1%	0.9%	1.2%	2.5%	0.8%	0.2%	0.6%	0.4%	0.2%	0.4%	0.0%	2.1%	8.5%	0.8%	0.0%	**1,400**
54			14:00	15:00	50	***39***	66.8%	10.3%	2.3%	2.1%	0.9%	1.3%	2.5%	0.8%	0.1%	0.6%	0.3%	0.2%	0.4%	0.0%	2.1%	8.6%	0.8%	0.0%	**1,500**
54			15:00	16:00	50	***38***	66.8%	10.3%	2.3%	2.1%	0.9%	1.2%	2.6%	0.8%	0.1%	0.6%	0.3%	0.3%	0.4%	0.0%	2.1%	8.5%	0.8%	0.0%	**1,600**
54			16:00	17:00	50	***38***	66.8%	10.3%	2.3%	2.1%	0.8%	1.3%	2.5%	0.8%	0.1%	0.5%	0.4%	0.2%	0.4%	0.0%	2.1%	8.5%	0.8%	0.0%	**1,650**
54			17:00	18:00	50	***37***	66.9%	10.4%	2.3%	2.1%	0.8%	1.2%	2.5%	0.8%	0.1%	0.6%	0.3%	0.2%	0.4%	0.0%	2.1%	8.6%	0.8%	0.0%	**1,800**
54			18:00	19:00	50	***37***	66.8%	10.3%	2.3%	2.1%	0.9%	1.2%	2.5%	0.8%	0.1%	0.6%	0.3%	0.2%	0.4%	0.0%	2.1%	8.5%	0.8%	0.0%	**1,750**
54			19:00	20:00	50	***38***	66.8%	10.4%	2.3%	2.1%	0.9%	1.2%	2.5%	0.8%	0.1%	0.6%	0.4%	0.3%	0.4%	0.0%	2.1%	8.5%	0.7%	0.0%	**1,650**
54			20:00	21:00	50	***42***	66.9%	10.3%	2.3%	2.1%	0.9%	1.2%	2.5%	0.8%	0.1%	0.5%	0.3%	0.2%	0.4%	0.0%	2.1%	8.6%	0.8%	0.0%	**1,300**
54			21:00	22:00	50	***45***	66.9%	10.3%	2.3%	2.1%	0.9%	1.3%	2.5%	0.8%	0.1%	0.6%	0.3%	0.2%	0.4%	0.0%	2.1%	8.5%	0.8%	0.0%	**1,000**
54			22:00	23:00	50	***45***	66.8%	10.4%	2.3%	2.1%	0.8%	1.2%	2.5%	0.8%	0.1%	0.6%	0.3%	0.2%	0.4%	0.0%	2.1%	8.6%	0.8%	0.0%	**1,000**
54			23:00	0:00	50	***47***	66.8%	10.3%	2.3%	2.1%	0.9%	1.2%	2.6%	0.9%	0.1%	0.6%	0.4%	0.2%	0.4%	0.0%	2.1%	8.5%	0.7%	0.0%	**800**
55	55	Tai Tau Leng Roundabout	0:00	1:00	50	***49***	62.6%	9.8%	3.3%	3.0%	1.2%	1.8%	3.6%	0.4%	0.1%	0.5%	0.3%	0.2%	0.4%	0.0%	3.6%	8.1%	1.1%	0.0%	**1,000**
55			1:00	2:00	50	***50***	65.1%	10.1%	3.5%	3.2%	1.2%	1.9%	3.8%	0.0%	0.1%	0.6%	0.4%	0.3%	0.4%	0.0%	0.0%	8.3%	1.1%	0.0%	**800**
55			2:00	3:00	50	***50***	65.1%	10.2%	3.4%	3.1%	1.3%	2.0%	3.8%	0.0%	0.2%	0.5%	0.3%	0.2%	0.5%	0.0%	0.0%	8.4%	1.2%	0.0%	**600**
55			3:00	4:00	50	***50***	65.2%	10.2%	3.5%	3.3%	1.2%	1.8%	3.7%	0.0%	0.0%	0.6%	0.4%	0.2%	0.4%	0.0%	0.0%	8.3%	1.2%	0.0%	**500**
55			4:00	5:00	50	***50***	65.1%	10.2%	3.5%	3.2%	1.2%	2.0%	3.7%	0.0%	0.0%	0.5%	0.3%	0.3%	0.5%	0.0%	0.0%	8.4%	1.2%	0.0%	**400**
55			5:00	6:00	50	***50***	62.5%	9.6%	3.4%	3.1%	1.2%	1.9%	3.6%	0.5%	0.0%	0.5%	0.2%	0.2%	0.5%	0.0%	3.6%	7.9%	1.2%	0.0%	**400**
55			6:00	7:00	50	***50***	62.6%	9.7%	3.2%	3.0%	1.3%	1.9%	3.6%	0.4%	0.1%	0.5%	0.4%	0.3%	0.4%	0.0%	3.6%	8.0%	1.1%	0.0%	**800**
55			7:00	8:00	50	***41***	62.5%	9.7%	3.3%	3.0%	1.2%	1.8%	3.7%	0.4%	0.1%	0.5%	0.3%	0.2%	0.4%	0.0%	3.7%	8.0%	1.1%	0.0%	**2,100**
55			8:00	9:00	50	***30***	62.5%	9.7%	3.3%	3.0%	1.2%	1.8%	3.7%	0.4%	0.1%	0.5%	0.3%	0.2%	0.4%	0.0%	3.7%	8.0%	1.1%	0.0%	**3,500**
55			9:00	10:00	50	***33***	62.5%	9.7%	3.3%	3.0%	1.2%	1.8%	3.6%	0.4%	0.1%	0.5%	0.3%	0.2%	0.4%	0.0%	3.7%	8.0%	1.1%	0.0%	**3,200**
55			10:00	11:00	50	***33***	62.6%	9.7%	3.3%	3.0%	1.2%	1.8%	3.7%	0.4%	0.1%	0.5%	0.3%	0.2%	0.4%	0.0%	3.7%	8.0%	1.1%	0.0%	**3,200**
55			11:00	12:00	50	***33***	62.5%	9.7%	3.3%	3.0%	1.2%	1.8%	3.6%	0.4%	0.1%	0.6%	0.3%	0.2%	0.4%	0.0%	3.7%	8.0%	1.1%	0.0%	**3,100**
55			12:00	13:00	50	***36***	62.5%	9.7%	3.3%	3.1%	1.2%	1.8%	3.7%	0.4%	0.1%	0.5%	0.3%	0.2%	0.4%	0.0%	3.7%	8.0%	1.1%	0.0%	**2,650**
55			13:00	14:00	50	***37***	61.7%	9.6%	3.5%	3.2%	1.3%	1.9%	3.8%	0.4%	0.1%	0.5%	0.3%	0.2%	0.4%	0.0%	4.0%	7.9%	1.2%	0.0%	**2,500**
55			14:00	15:00	50	***35***	61.6%	9.6%	3.5%	3.2%	1.3%	1.9%	3.9%	0.4%	0.1%	0.5%	0.3%	0.2%	0.4%	0.0%	4.0%	7.9%	1.2%	0.0%	**2,750**
55			15:00	16:00	50	***34***	61.7%	9.6%	3.5%	3.2%	1.3%	1.9%	3.9%	0.4%	0.1%	0.5%	0.3%	0.2%	0.4%	0.0%	4.0%	7.9%	1.2%	0.0%	**2,950**
55			16:00	17:00	50	***34***	61.7%	9.5%	3.5%	3.2%	1.3%	1.9%	3.9%	0.4%	0.1%	0.5%	0.3%	0.2%	0.4%	0.0%	4.0%	7.9%	1.2%	0.0%	**3,050**
55			17:00	18:00	50	***32***	61.7%	9.6%	3.5%	3.2%	1.3%	1.9%	3.9%	0.4%	0.1%	0.5%	0.3%	0.2%	0.4%	0.0%	4.1%	7.9%	1.2%	0.0%	**3,250**
55			18:00	19:00	50	***31***	61.7%	9.6%	3.5%	3.2%	1.3%	1.9%	3.9%	0.4%	0.1%	0.5%	0.3%	0.2%	0.4%	0.0%	4.1%	7.9%	1.2%	0.0%	**3,400**
55			19:00	20:00	50	***34***	61.7%	9.5%	3.5%	3.2%	1.3%	1.9%	3.9%	0.4%	0.1%	0.5%	0.3%	0.2%	0.4%	0.0%	4.0%	7.9%	1.2%	0.0%	**3,000**
55			20:00	21:00	50	***39***	61.7%	9.6%	3.5%	3.2%	1.3%	1.9%	3.8%	0.4%	0.1%	0.5%	0.3%	0.2%	0.4%	0.0%	4.0%	7.9%	1.2%	0.0%	**2,350**
55			21:00	22:00	50	***42***	61.7%	9.5%	3.5%	3.2%	1.3%	1.9%	3.9%	0.4%	0.1%	0.5%	0.3%	0.2%	0.4%	0.0%	4.1%	7.9%	1.2%	0.0%	**1,850**
55			22:00	23:00	50	***42***	61.7%	9.5%	3.5%	3.2%	1.3%	1.9%	3.9%	0.4%	0.1%	0.6%	0.3%	0.2%	0.4%	0.0%	4.0%	7.9%	1.2%	0.0%	**1,800**
55			23:00	0:00	50	***45***	61.6%	9.6%	3.5%	3.2%	1.3%	1.9%	3.9%	0.4%	0.1%	0.5%	0.3%	0.2%	0.4%	0.0%	4.1%	7.9%	1.2%	0.0%	**1,500**

2044 Operation	Link ID	Road Section	1-hour interval Start	1-hour interval End	Speed Limit (km/hr)	Travel Speed (km/hr)	Vehicle Composition PC	TAXI	LGV3	LGV4	LGV6	HGV7	HGV8	PLB	PV4	PV5	NFB6	NFB7	NFB8	FBSD	FBDD	MC	HGV9	NFB9	Traffic Flows (veh/hr)
56	56	Tai Tau Leng Roundabout	0:00	1:00	50	***50***	71.8%	11.2%	1.5%	1.3%	0.5%	0.8%	1.5%	0.0%	0.0%	0.8%	0.3%	0.3%	0.5%	0.0%	0.0%	9.2%	0.5%	0.0%	**400**
56			1:00	2:00	50	***50***	71.7%	11.1%	1.5%	1.2%	0.6%	0.9%	1.5%	0.0%	0.0%	0.6%	0.3%	0.3%	0.6%	0.0%	0.0%	9.0%	0.6%	0.0%	**350**
56			2:00	3:00	50	***50***	71.6%	11.2%	1.6%	1.2%	0.4%	0.8%	1.6%	0.0%	0.0%	0.8%	0.4%	0.4%	0.4%	0.0%	0.0%	9.2%	0.4%	0.0%	**250**
56			3:00	4:00	50	***50***	71.1%	11.3%	1.5%	1.5%	0.5%	1.0%	1.5%	0.0%	0.0%	0.5%	0.5%	0.5%	0.5%	0.0%	0.0%	9.3%	0.5%	0.0%	**200**
56			4:00	5:00	50	***50***	72.1%	11.5%	1.2%	1.2%	0.6%	0.6%	1.2%	0.0%	0.0%	0.6%	0.6%	0.0%	0.6%	0.0%	0.0%	9.1%	0.6%	0.0%	**150**
56			5:00	6:00	50	***50***	72.4%	11.0%	1.2%	1.2%	0.6%	0.6%	1.2%	0.0%	0.0%	0.6%	0.6%	0.0%	0.6%	0.0%	0.0%	9.2%	0.6%	0.0%	**150**
56			6:00	7:00	50	***50***	71.5%	11.1%	1.6%	1.3%	0.6%	1.0%	1.6%	0.0%	0.0%	0.6%	0.3%	0.3%	0.6%	0.0%	0.0%	9.2%	0.3%	0.0%	**300**
56			7:00	8:00	50	***47***	71.6%	11.1%	1.5%	1.3%	0.5%	0.9%	1.6%	0.0%	0.1%	0.7%	0.4%	0.2%	0.5%	0.0%	0.0%	9.2%	0.5%	0.0%	**800**
56			8:00	9:00	50	***41***	71.7%	11.2%	1.5%	1.3%	0.5%	0.8%	1.6%	0.0%	0.1%	0.7%	0.3%	0.3%	0.5%	0.0%	0.0%	9.2%	0.5%	0.0%	**1,450**
56			9:00	10:00	50	***43***	71.7%	11.1%	1.5%	1.3%	0.6%	0.8%	1.6%	0.0%	0.1%	0.7%	0.3%	0.2%	0.5%	0.0%	0.0%	9.2%	0.5%	0.0%	**1,250**
56			10:00	11:00	50	***43***	71.7%	11.2%	1.5%	1.3%	0.6%	0.8%	1.6%	0.0%	0.1%	0.7%	0.3%	0.2%	0.5%	0.0%	0.0%	9.2%	0.5%	0.0%	**1,250**
56			11:00	12:00	50	***43***	71.6%	11.2%	1.5%	1.3%	0.6%	0.8%	1.6%	0.0%	0.1%	0.7%	0.3%	0.2%	0.5%	0.0%	0.0%	9.2%	0.5%	0.0%	**1,250**
56			12:00	13:00	50	***45***	71.6%	11.1%	1.5%	1.3%	0.6%	0.9%	1.5%	0.0%	0.1%	0.7%	0.4%	0.3%	0.5%	0.0%	0.0%	9.1%	0.5%	0.0%	**1,050**
56			13:00	14:00	50	***46***	74.4%	11.5%	0.6%	0.6%	0.2%	0.3%	0.7%	0.0%	0.1%	0.7%	0.4%	0.2%	0.5%	0.0%	0.0%	9.5%	0.2%	0.0%	**1,000**
56			14:00	15:00	50	***45***	74.3%	11.5%	0.6%	0.6%	0.3%	0.4%	0.7%	0.0%	0.1%	0.7%	0.4%	0.3%	0.5%	0.0%	0.0%	9.5%	0.2%	0.0%	**1,100**
56			15:00	16:00	50	***44***	74.4%	11.5%	0.6%	0.5%	0.3%	0.4%	0.7%	0.0%	0.1%	0.7%	0.4%	0.3%	0.5%	0.0%	0.0%	9.5%	0.2%	0.0%	**1,150**
56			16:00	17:00	50	***44***	74.2%	11.5%	0.7%	0.6%	0.3%	0.3%	0.7%	0.0%	0.1%	0.8%	0.4%	0.3%	0.5%	0.0%	0.0%	9.5%	0.3%	0.0%	**1,200**
56			17:00	18:00	50	***43***	74.4%	11.6%	0.6%	0.5%	0.2%	0.3%	0.6%	0.0%	0.1%	0.7%	0.4%	0.2%	0.5%	0.0%	0.0%	9.6%	0.2%	0.0%	**1,300**
56			18:00	19:00	50	***44***	74.4%	11.5%	0.6%	0.6%	0.2%	0.3%	0.6%	0.0%	0.1%	0.7%	0.4%	0.2%	0.5%	0.0%	0.0%	9.5%	0.2%	0.0%	**1,250**
56			19:00	20:00	50	***44***	74.3%	11.5%	0.7%	0.6%	0.3%	0.3%	0.7%	0.0%	0.1%	0.7%	0.4%	0.3%	0.5%	0.0%	0.0%	9.5%	0.2%	0.0%	**1,200**
56			20:00	21:00	50	***47***	74.4%	11.6%	0.7%	0.5%	0.2%	0.3%	0.7%	0.0%	0.1%	0.8%	0.4%	0.2%	0.4%	0.0%	0.0%	9.5%	0.2%	0.0%	**950**
56			21:00	22:00	50	***49***	74.4%	11.6%	0.7%	0.6%	0.3%	0.3%	0.7%	0.0%	0.1%	0.7%	0.4%	0.3%	0.4%	0.0%	0.0%	9.5%	0.1%	0.0%	**750**
56			22:00	23:00	50	***49***	74.3%	11.6%	0.7%	0.6%	0.3%	0.3%	0.7%	0.0%	0.1%	0.7%	0.4%	0.3%	0.4%	0.0%	0.0%	9.5%	0.1%	0.0%	**700**
56			23:00	0:00	50	***50***	74.6%	11.5%	0.7%	0.5%	0.2%	0.3%	0.7%	0.0%	0.0%	0.7%	0.3%	0.2%	0.5%	0.0%	0.0%	9.6%	0.2%	0.0%	**600**
57	57	Tai Tau Leng Roundabout	0:00	1:00	50	***50***	66.3%	10.3%	2.5%	2.3%	0.9%	1.4%	2.7%	0.5%	0.1%	0.6%	0.3%	0.2%	0.5%	0.0%	2.2%	8.5%	0.9%	0.0%	**900**
57			1:00	2:00	50	***50***	68.1%	10.6%	2.6%	2.3%	1.0%	1.4%	2.9%	0.0%	0.1%	0.6%	0.3%	0.3%	0.4%	0.0%	0.0%	8.7%	0.8%	0.0%	**750**
57			2:00	3:00	50	***50***	68.1%	10.6%	2.6%	2.4%	0.9%	1.5%	2.7%	0.0%	0.2%	0.6%	0.4%	0.2%	0.4%	0.0%	0.0%	8.8%	0.9%	0.0%	**550**
57			3:00	4:00	50	***50***	68.3%	10.7%	2.5%	2.3%	0.9%	1.4%	2.7%	0.0%	0.0%	0.7%	0.2%	0.2%	0.5%	0.0%	0.0%	8.8%	0.9%	0.0%	**450**
57			4:00	5:00	50	***50***	68.3%	10.5%	2.5%	2.5%	0.8%	1.4%	2.8%	0.0%	0.0%	0.6%	0.3%	0.3%	0.6%	0.0%	0.0%	8.8%	0.8%	0.0%	**350**
57			5:00	6:00	50	***50***	66.5%	10.4%	2.5%	2.2%	0.8%	1.4%	2.7%	0.5%	0.0%	0.5%	0.3%	0.3%	0.5%	0.0%	2.2%	8.5%	0.8%	0.0%	**350**
57			6:00	7:00	50	***50***	66.2%	10.2%	2.5%	2.2%	1.0%	1.4%	2.8%	0.4%	0.1%	0.6%	0.3%	0.3%	0.4%	0.0%	2.2%	8.4%	0.8%	0.0%	**700**
57			7:00	8:00	50	***43***	66.3%	10.3%	2.5%	2.3%	0.9%	1.4%	2.8%	0.4%	0.1%	0.5%	0.3%	0.2%	0.4%	0.0%	2.2%	8.5%	0.8%	0.0%	**1,850**
57			8:00	9:00	50	***35***	66.3%	10.3%	2.5%	2.3%	0.9%	1.4%	2.8%	0.5%	0.1%	0.6%	0.3%	0.2%	0.4%	0.0%	2.2%	8.5%	0.9%	0.0%	**3,050**
57			9:00	10:00	50	***36***	66.3%	10.3%	2.5%	2.3%	0.9%	1.4%	2.8%	0.5%	0.1%	0.6%	0.3%	0.2%	0.4%	0.0%	2.2%	8.5%	0.9%	0.0%	**2,850**
57			10:00	11:00	50	***36***	66.3%	10.3%	2.5%	2.3%	0.9%	1.4%	2.8%	0.5%	0.1%	0.6%	0.3%	0.3%	0.4%	0.0%	2.2%	8.5%	0.8%	0.0%	**2,850**
57			11:00	12:00	50	***37***	66.2%	10.3%	2.5%	2.3%	0.9%	1.4%	2.8%	0.5%	0.1%	0.5%	0.3%	0.2%	0.4%	0.0%	2.2%	8.5%	0.8%	0.0%	**2,750**
57			12:00	13:00	50	***39***	66.3%	10.3%	2.5%	2.3%	0.9%	1.4%	2.8%	0.5%	0.1%	0.6%	0.3%	0.2%	0.4%	0.0%	2.2%	8.5%	0.9%	0.0%	**2,350**
57			13:00	14:00	50	***41***	68.5%	10.7%	1.9%	1.8%	0.7%	1.0%	2.1%	0.5%	0.1%	0.6%	0.4%	0.2%	0.4%	0.0%	1.8%	8.8%	0.6%	0.0%	**2,250**
57			14:00	15:00	50	***39***	68.5%	10.7%	1.9%	1.8%	0.7%	1.1%	2.1%	0.5%	0.1%	0.6%	0.4%	0.2%	0.4%	0.0%	1.8%	8.8%	0.7%	0.0%	**2,450**
57			15:00	16:00	50	***38***	68.5%	10.6%	1.9%	1.8%	0.7%	1.0%	2.1%	0.5%	0.1%	0.6%	0.4%	0.2%	0.4%	0.0%	1.8%	8.8%	0.7%	0.0%	**2,600**
57			16:00	17:00	50	***38***	68.5%	10.7%	1.9%	1.8%	0.7%	1.0%	2.1%	0.5%	0.1%	0.6%	0.4%	0.2%	0.4%	0.0%	1.8%	8.8%	0.6%	0.0%	**2,700**
57			17:00	18:00	50	***36***	68.5%	10.6%	1.9%	1.8%	0.7%	1.0%	2.1%	0.5%	0.1%	0.6%	0.4%	0.2%	0.4%	0.0%	1.8%	8.8%	0.7%	0.0%	**2,900**
57			18:00	19:00	50	***35***	68.6%	10.6%	1.9%	1.8%	0.7%	1.0%	2.1%	0.5%	0.1%	0.6%	0.4%	0.2%	0.4%	0.0%	1.8%	8.8%	0.7%	0.0%	**3,100**
57			19:00	20:00	50	***38***	68.6%	10.6%	1.9%	1.7%	0.7%	1.0%	2.1%	0.5%	0.1%	0.6%	0.3%	0.2%	0.4%	0.0%	1.7%	8.8%	0.6%	0.0%	**2,650**
57			20:00	21:00	50	***42***	68.6%	10.6%	1.9%	1.8%	0.7%	1.1%	2.1%	0.4%	0.1%	0.6%	0.3%	0.2%	0.4%	0.0%	1.8%	8.8%	0.6%	0.0%	**2,100**
57			21:00	22:00	50	***45***	68.5%	10.6%	1.9%	1.8%	0.7%	1.0%	2.1%	0.4%	0.1%	0.6%	0.4%	0.2%	0.4%	0.0%	1.8%	8.8%	0.7%	0.0%	**1,650**
57			22:00	23:00	50	***45***	68.5%	10.6%	1.9%	1.7%	0.7%	1.1%	2.1%	0.4%	0.1%	0.6%	0.4%	0.3%	0.4%	0.0%	1.7%	8.8%	0.6%	0.0%	**1,600**
57			23:00	0:00	50	***47***	68.5%	10.6%	2.0%	1.7%	0.7%	1.1%	2.1%	0.5%	0.1%	0.6%	0.4%	0.2%	0.5%	0.0%	1.7%	8.8%	0.7%	0.0%	**1,350**
58	58	Tai Tau Leng Roundabout	0:00	1:00	50	***50***	65.7%	10.1%	1.9%	1.9%	0.7%	1.2%	2.1%	0.9%	0.0%	0.7%	0.2%	0.2%	0.5%	0.0%	4.7%	8.5%	0.7%	0.0%	**450**
58			1:00	2:00	50	***50***	69.5%	10.9%	2.1%	2.1%	0.9%	1.2%	2.4%	0.0%	0.0%	0.6%	0.3%	0.3%	0.6%	0.0%	0.0%	8.8%	0.6%	0.0%	**350**
58			2:00	3:00	50	***50***	69.3%	10.9%	2.0%	2.0%	0.8%	1.2%	2.3%	0.0%	0.0%	0.8%	0.4%	0.4%	0.4%	0.0%	0.0%	9.0%	0.8%	0.0%	**250**
58			3:00	4:00	50	***50***	70.2%	10.7%	2.0%	2.0%	1.0%	1.0%	2.4%	0.0%	0.0%	0.5%	0.5%	0.0%	0.5%	0.0%	0.0%	8.8%	0.5%	0.0%	**200**
58			4:00	5:00	50	***50***	70.0%	10.6%	2.4%	1.8%	0.6%	1.2%	2.4%	0.0%	0.0%	0.6%	0.6%	0.0%	0.6%	0.0%	0.0%	8.8%	0.6%	0.0%	**150**
58			5:00	6:00	50	***50***	65.7%	10.1%	2.3%	1.7%	0.6%	1.1%	2.3%	1.1%	0.0%	0.6%	0.6%	0.0%	0.6%	0.0%	4.5%	8.4%	0.6%	0.0%	**200**
58			6:00	7:00	50	***50***	65.9%	10.2%	2.0%	1.8%	0.6%	1.2%	2.3%	0.9%	0.0%	0.6%	0.3%	0.3%	0.3%	0.0%	4.7%	8.5%	0.6%	0.0%	**350**
58			7:00	8:00	50	***46***	65.5%	10.2%	2.0%	1.8%	0.7%	1.1%	2.2%	1.0%	0.1%	0.7%	0.3%	0.2%	0.5%	0.0%	4.7%	8.3%	0.7%	0.0%	**900**
58			8:00	9:00	50	***40***	65.6%	10.2%	2.0%	1.8%	0.7%	1.1%	2.2%	1.0%	0.1%	0.6%	0.4%	0.2%	0.4%	0.0%	4.7%	8.4%	0.7%	0.0%	**1,400**
58			9:00	10:00	50	***41***	65.6%	10.2%	2.0%	1.8%	0.7%	1.1%	2.2%	1.0%	0.1%	0.7%	0.4%	0.2%	0.4%	0.0%	4.7%	8.3%	0.7%	0.0%	**1,350**
58			10:00	11:00	50	***41***	65.5%	10.2%	2.0%	1.8%	0.7%	1.1%	2.3%	1.0%	0.1%	0.7%	0.4%	0.2%	0.4%	0.0%	4.7%	8.4%	0.7%	0.0%	**1,400**
58			11:00	12:00	50	***41***	65.6%	10.2%	2.0%	1.8%	0.7%	1.1%	2.2%	1.0%	0.1%	0.6%	0.4%	0.2%	0.5%	0.0%	4.7%	8.3%	0.7%	0.0%	**1,350**
58			12:00	13:00	50	***43***	65.6%	10.2%	1.9%	1.8%	0.7%	1.1%	2.2%	1.0%	0.1%	0.6%	0.4%	0.2%	0.4%	0.0%	4.7%	8.3%	0.7%	0.0%	**1,150**
58			13:00	14:00	50	***44***	68.3%	10.6%	1.4%	1.4%	0.6%	0.7%	1.6%	0.9%	0.1%	0.7%	0.3%	0.3%	0.5%	0.0%	3.5%	8.7%	0.5%	0.0%	**1,100**
58			14:00	15:00	50	***43***	68.3%	10.6%	1.4%	1.3%	0.5%	0.8%	1.6%	0.9%	0.1%	0.7%	0.3%	0.3%	0.4%	0.0%	3.5%	8.7%	0.5%	0.0%	**1,200**
58			15:00	16:00	50	***42***	68.4%	10.6%	1.4%	1.4%	0.6%	0.8%	1.6%	0.9%	0.1%	0.6%	0.3%	0.2%	0.5%	0.0%	3.5%	8.7%	0.5%	0.0%	**1,250**
58			16:00	17:00	50	***42***	68.4%	10.6%	1.4%	1.4%	0.5%	0.8%	1.6%	0.9%	0.1%	0.6%	0.3%	0.2%	0.5%	0.0%	3.5%	8.7%	0.5%	0.0%	**1,300**
58			17:00	18:00	50	***41***	68.4%	10.6%	1.4%	1.4%	0.5%	0.8%	1.6%	0.9%	0.1%	0.6%	0.4%	0.3%	0.4%	0.0%	3.5%	8.7%	0.5%	0.0%	**1,400**
58			18:00	19:00	50	***39***	68.4%	10.6%	1.4%	1.4%	0.5%	0.8%	1.6%	0.9%	0.1%	0.7%	0.3%	0.3%	0.5%	0.0%	3.5%	8.7%	0.5%	0.0%	**1,550**
58			19:00	20:00	50	***42***	68.4%	10.6%	1.4%	1.3%	0.6%	0.8%	1.6%	0.9%	0.1%	0.6%	0.3%	0.2%	0.5%	0.0%	3.5%	8.7%	0.5%	0.0%	**1,300**
58			20:00	21:00	50	***45***	68.3%	10.6%	1.4%	1.4%	0.5%	0.8%	1.6%	0.9%	0.1%	0.7%	0.3%	0.3%	0.5%	0.0%	3.5%	8.7%	0.5%	0.0%	**1,000**
58			21:00	22:00	50	***47***	68.3%	10.6%	1.4%	1.4%	0.5%	0.8%	1.5%	0.9%	0.1%	0.6%	0.4%	0.3%	0.5%	0.0%	3.5%	8.7%	0.5%	0.0%	**800**
58			22:00	23:00	50	***47***	68.3%	10.5%	1.4%	1.4%	0.5%	0.8%	1.5%	0.9%	0.1%	0.6%	0.4%	0.3%	0.5%	0.0%	3.5%	8.7%	0.5%	0.0%	**800**
58			23:00	0:00	50	***49***	68.5%	10.6%	1.4%	1.4%	0.5%	0.8%	1.6%	0.9%	0.0%	0.6%	0.3%	0.3%	0.5%	0.0%	3.6%	8.7%	0.5%	0.0%	**650**
60	60	Po Shek Wu Road Flyover	0:00	1:00	50	***50***	56.1%	8.6%	4.5%	4.1%	1.5%	2.2%	4.8%	0.0%	0.0%	0.4%	0.4%	0.4%	0.4%	0.0%	8.2%	7.1%	1.5%	0.0%	**250**
60			1:00	2:00	50	***50***	61.2%	9.6%	4.8%	4.3%	1.9%	2.4%	5.3%	0.0%	0.0%	0.5%	0.5%	0.0%	0.5%	0.0%	0.0%	7.7%	1.4%	0.0%	**200**
60			2:00	3:00	50	***50***	60.4%	9.4%	5.0%	4.4%	1.9%	2.5%	5.0%	0.0%	0.0%	0.6%	0.6%	0.0%	0.6%	0.0%	0.0%	7.6%	1.9%	0.0%	**150**
60			3:00	4:00	50	***50***	60.9%	9.4%	4.7%	4.7%	1.6%	2.3%	5.5%	0.0%	0.0%	0.8%	0.0%	0.0%	0.8%	0.0%	0.0%	7.8%	1.6%	0.0%	**150**
60			4:00	5:00	50	***50***	61.0%	9.5%	4.8%	4.8%	1.9%	2.9%	4.8%	0.0%	0.0%	1.0%	0.0%	0.0%	0.0%	0.0%	0.0%	7.6%	1.9%	0.0%	**100**
60			5:00	6:00	50	***50***	55.8%	8.9%	4.4%	4.4%	1.8%	2.7%	4.4%	0.0%	0.0%	0.9%	0.0%	0.0%	0.0%	0.0%	8.0%	7.1%	1.8%	0.0%	**100**
60			6:00	7:00	50	***50***	56.0%	8.7%	4.6%	4.1%	1.4%	2.3%	5.1%	0.0%	0.0%	0.5%	0.5%	0.0%	0.5%	0.0%	8.3%	6.9%	1.4%	0.0%	**200**
60			7:00	8:00	50	***50***	55.9%	8.7%	4.4%	4.1%	1.6%	2.5%	4.8%	0.0%	0.2%	0.5%	0.4%	0.2%	0.4%	0.0%	8.0%	7.1%	1.4%	0.0%	**550**
60			8:00	9:00	50	***45***	56.0%	8.7%	4.4%	4.1%	1.6%	2.4%	4.8%	0.0%	0.1%	0.5%	0.3%	0.2%	0.4%	0.0%	8.0%	7.1%	1.5%	0.0%	**950**
60			9:00	10:00	50	***46***	55.8%	8.7%	4.4%	4.0%	1.6%	2.4%	4.7%	0.0%	0.1%	0.6%	0.4%	0.2%	0.5%	0.0%	8.1%	7.0%	1.5%	0.0%	**850**
60			10:00	11:00	50	***46***	55.9%	8.6%	4.4%	4.0%	1.6%	2.4%	4.7%	0.0%	0.1%	0.6%	0.3%	0.2%	0.5%	0.0%	8.0%	7.1%	1.5%	0.0%	**850**
60			11:00	12:00	50	***46***	55.9%	8.7%	4.4%	4.0%	1.5%	2.4%	4.9%	0.0%	0.1%	0.5%	0.4%	0.2%	0.5%	0.0%	8.1%	7.1%	1.4%	0.0%	**850**
60			12:00	13:00	50	***48***	56.0%	8.7%	4.4%	4.0%	1.5%	2.4%	4.7%	0.0%	0.1%	0.6%	0.3%	0.3%	0.4%	0.0%	8.0%	7.1%	1.5%	0.0%	**700**
60			13:00	14:00	50	***48***	58.2%	9.1%	3.7%	3.4%	1.3%	1.9%	4.1%	0.0%	0.2%	0.6%	0.3%	0.2%	0.3%	0.0%	8.4%	7.3%	1.2%	0.0%	**700**
60			14:00	15:00	50	***48***	58.2%	9.1%	3.6%	3.3%	1.3%	2.0%	4.0%	0.0%	0.1%	0.5%	0.3%	0.3%	0.3%	0.0%	8.4%	7.5%	1.2%	0.0%	**750**
60			15:00	16:00	50	***47***	58.0%	9.0%	3.6%	3.4%	1.3%	2.0%	4.0%	0.0%	0.1%	0.5%	0.4%	0.3%	0.4%	0.0%	8.4%	7.4%	1.3%	0.0%	**800**
60			16:00	17:00	50	***47***	58.0%	9.0%	3.7%	3.4%	1.3%	2.0%	4.0%	0.0%	0.1%	0.5%	0.4%	0.2%	0.4%	0.0%	8.4%	7.4%	1.2%	0.0%	**800**
60			17:00	18:00	50	***46***	58.1%	9.0%	3.6%	3.4%	1.4%	1.9%	4.0%	0.0%	0.1%	0.6%	0.3%	0.2%	0.3%	0.0%	8.4%	7.5%	1.2%	0.0%	**900**
60			18:00	19:00	50	***46***	58.1%	9.1%	3.6%	3.4%	1.3%	2.0%	4.0%	0.0%	0.1%	0.6%	0.3%	0.2%	0.3%	0.0%	8.4%	7.4%	1.2%	0.0%	**900**
60			19:00	20:00	50	***47***	58.1%	9.0%	3.6%	3.3%	1.4%	2.0%	4.0%	0.0%	0.1%	0.5%	0.4%	0.3%	0.4%	0.0%	8.4%	7.4%	1.2%	0.0%	**800**
60			20:00	21:00	50	***49***	58.2%	9.1%	3.6%	3.5%	1.3%	2.0%	3.9%	0.0%	0.2%	0.5%	0.3%	0.2%	0.3%	0.0%	8.5%	7.4%	1.3%	0.0%	**650**
60			21:00	22:00	50	***50***	58.0%	9.0%	3.6%	3.4%	1.4%	2.0%	4.0%	0.0%	0.2%	0.6%	0.4%	0.2%	0.4%	0.0%	8.4%	7.4%	1.2%	0.0%	**500**
60			22:00	23:00	50	***50***	57.9%	9.1%	3.6%	3.4%	1.2%	2.0%	4.1%	0.0%	0.2%	0.6%	0.4%	0.2%	0.4%	0.0%	8.3%	7.3%	1.2%	0.0%	**500**
60			23:00	0:00	50	***50***	58.4%	9.1%	3.7%	3.5%	1.2%	2.0%	3.9%	0.0%	0.0%	0.5%	0.3%	0.3%	0.3%	0.0%	8.4%	7.4%	1.2%	0.0%	**400**

Road Section

Road ID	X1	Y1	X2	Y2	Model Width(m)	Road Type	Input mAG	Remarks
01/02_01	829558.15	837547.06	829590.02	837651.14	11.0	At Grade	0.0	
03/04_01	829590.02	837651.14	829628.55	837779.85	11.0	At Grade	0.0	
05/06_01	829628.55	837779.85	829668.65	838022.48	11.0	At Grade	0.0	
05/06_02	829668.65	838022.48	829680.99	838061.69	11.0	At Grade	0.0	
07/08_01	829680.99	838061.69	829714.21	838090.75	12.0	At Grade	0.0	
07/08_02	829714.21	838090.75	829748.75	838115.63	12.0	At Grade	0.0	
07/08_03	829748.75	838115.63	829847.22	838229.46	12.0	At Grade	0.0	
07/08_04	829847.22	838229.46	829866.29	838265.60	12.0	At Grade	0.0	
07/08_05	829866.29	838265.60	829919.13	838399.41	12.0	At Grade	0.0	
07/08_06	829919.13	838399.41	829937.42	838430.92	12.0	At Grade	0.0	
07/08_07	829937.42	838430.92	830008.55	838539.05	12.0	At Grade	0.0	
07/08_08	830008.55	838539.05	830030.39	838589.60	12.0	At Grade	0.0	
07/08_09	830030.39	838589.60	830042.91	838636.16	12.0	At Grade	0.0	
07/08_10	830042.91	838636.16	830046.23	838745.99	12.0	At Grade	0.0	
07/08_11	830046.23	838745.99	830056.11	838789.82	12.0	At Grade	0.0	
07/08_12	830056.11	838789.82	830121.40	838979.89	12.0	At Grade	0.0	
07/08_13	830121.40	838979.89	830147.53	839016.81	12.0	At Grade	0.0	
07/08_14	830147.53	839016.81	830215.94	839100.68	12.0	At Grade	0.0	
07/08_15	830215.94	839100.68	830230.96	839116.05	12.0	At Grade	0.0	
07/08_16	830230.96	839116.05	830290.95	839156.04	12.0	At Grade	0.0	
07/08_17	830290.95	839156.04	830330.72	839190.39	12.0	At Grade	0.0	
07/08_18	830330.72	839190.39	830352.87	839219.34	12.0	At Grade	0.0	
07/08_19	830352.87	839219.34	830381.59	839302.62	12.0	At Grade	0.0	
07/08_20	830381.59	839302.62	830398.37	839335.85	12.0	At Grade	0.0	
07/08_21	830398.37	839335.85	830594.00	839626.23	12.0	At Grade	0.0	*
07/08_22	830591.51	839627.91	830652.55	839694.46	18.0	At Grade	0.0	*
09/10_01	830652.55	839694.46	830697.99	839757.86	21.0	At Grade	0.0	
09/10_02	830697.99	839757.86	830714.00	839868.08	21.0	At Grade	0.0	
09/10_03	830714.00	839868.08	830729.52	839952.58	21.0	At Grade	0.0	
11_01	830723.84	839953.64	830767.60	840030.22	14.0	At Grade	0.0	
12_01	830791.61	840021.68	830761.92	839996.82	14.0	At Grade	0.0	
12_02	830761.92	839996.82	830735.47	839951.49	14.0	At Grade	0.0	
13/14_01	830721.40	839957.45	830625.17	840015.14	21.0	At Grade	0.0	
13/14_02	830625.17	840015.14	830536.55	840068.17	12.0	At Grade	0.0	
13/14_03	830536.55	840068.17	830497.55	840080.40	12.0	At Grade	0.0	
13/14_04	830497.55	840080.40	830452.89	840081.64	12.0	At Grade	0.0	
13/14_05	830452.89	840081.64	830370.25	840061.58	12.0	At Grade	0.0	
13/14_06	830370.25	840061.58	830336.29	840060.17	12.0	At Grade	0.0	
15/16_01	830652.55	839694.46	830736.14	839580.30	20.0	At Grade	0.0	*
17/18_01	830738.32	839582.03	830760.41	839556.10	18.0	At Grade	0.0	
17/18_02	830760.41	839556.10	830805.27	839536.09	18.0	At Grade	0.0	
17/18_03	830805.27	839536.09	830846.98	839535.65	18.0	At Grade	0.0	
19/20_01	830846.98	839535.42	830892.87	839550.08	18.0	At Grade	0.0	
19/20_02	830892.87	839550.08	830936.66	839580.52	18.0	At Grade	0.0	
19/20_03	830936.66	839580.52	830986.15	839626.64	18.0	At Grade	0.0	
19/20_04	830986.15	839626.64	831037.08	839663.11	18.0	At Grade	0.0	

Road Section

Road ID	X1	Y1	X2	Y2	Model Width(m)	Road Type	Input mAG	Remarks
21_01	831035.44	839665.64	831199.12	839749.70	12.0	At Grade	0.0	
22_01	831202.40	839741.88	831039.07	839658.00	12.0	At Grade	0.0	
23_01	831218.81	839660.34	831164.40	839718.74	16.0	At Grade	0.0	
24_01	831173.82	839723.83	831218.01	839676.66	12.0	At Grade	0.0	
25/26_01	831159.23	839732.56	831146.15	839768.19	17.0	At Grade	0.0	
25/26_02	831146.15	839768.19	831143.61	839802.11	17.0	At Grade	0.0	
25/26_03	831143.61	839802.11	831151.01	839842.59	17.0	At Grade	0.0	
27/28_01	831238.04	839501.13	831206.54	839467.50	20.0	At Grade	0.0	
27/28_02	831206.54	839467.50	831174.82	839448.25	20.0	At Grade	0.0	
29/30_01	831174.82	839448.25	831134.72	839437.54	20.0	At Grade	0.0	
29/30_02	831134.72	839437.54	830952.94	839423.09	20.0	At Grade	0.0	
29/30_03	830952.94	839423.09	830896.35	839440.16	20.0	At Grade	0.0	
31/32_01	830896.35	839440.16	830872.68	839466.19	20.0	At Grade	0.0	
31/32_02	830872.68	839466.19	830853.89	839501.12	20.0	At Grade	0.0	
31/32_03	830853.89	839501.12	830847.11	839535.00	20.0	At Grade	0.0	
33/34_01	830889.28	839437.75	830889.17	839269.29	14.0	At Grade	0.0	
33/34_02	830889.17	839269.29	830910.29	839246.26	14.0	At Grade	0.0	
35a/36a_01	830734.34	839579.00	830719.75	839563.41	20.0	At Grade	0.0	*
35a/36a_02	830719.75	839563.41	830724.15	839497.03	20.0	At Grade	0.0	*
35b/36b_01	830724.15	839497.03	830728.76	839461.26	16.0	At Grade	0.0	
35b/36b_02	830728.76	839461.26	830733.91	839428.76	16.0	At Grade	0.0	
35b/36b_03	830733.91	839428.76	830748.22	839368.94	16.0	At Grade	0.0	
35d/36d_01	830748.22	839368.94	830769.73	839322.30	18.0	At Grade	0.0	
35e/36e_01	830769.73	839322.30	830788.76	839238.00	12.0	At Grade	0.0	
35e/36e_02	830788.76	839238.00	830761.89	839204.00	12.0	At Grade	0.0	
35e/36e_03	830761.89	839204.00	830730.73	839181.44	12.0	At Grade	0.0	
35e/36e_04	830730.73	839181.44	830721.79	839120.30	12.0	At Grade	0.0	
35e/36e_05	830721.79	839120.30	830714.78	839091.93	12.0	At Grade	0.0	
35e/36e_06	830714.78	839091.93	830684.14	839057.39	12.0	At Grade	0.0	
35e/36e_07	830684.14	839057.39	830684.70	839016.34	12.0	At Grade	0.0	
35e/36e_08	830684.70	839016.34	830703.61	838991.29	12.0	At Grade	0.0	
37/38_01	831036.82	839662.97	830995.35	839753.84	21.0	At Grade	0.0	
39/40_01	831000.34	839753.54	831003.12	839799.02	16.0	At Grade	0.0	
41/42_01	831003.12	839799.02	831026.40	839906.62	13.0	At Grade	0.0	
41/42_02	831026.40	839906.62	831022.27	839927.12	13.0	At Grade	0.0	
41/42_03	831022.27	839927.12	831005.17	839938.94	13.0	At Grade	0.0	
41/42_04	831005.17	839938.94	830957.37	839952.27	13.0	At Grade	0.0	
43_01	830795.89	840116.43	830792.08	840154.05	15.0	At Grade	0.0	
44_01	830803.13	840150.85	830811.81	840107.60	13.0	At Grade	0.0	
45_01	831046.72	839953.82	830946.13	839978.38	10.0	At Grade	0.0	
45_02	830946.13	839978.38	830818.88	840025.60	10.0	At Grade	0.0	
46_01	830839.67	840076.78	830875.25	840048.30	12.0	At Grade	0.0	
46_02	830875.25	840048.30	831035.46	839991.99	12.0	At Grade	0.0	
47_01	830749.12	840056.44	830646.72	840104.86	10.0	At Grade	0.0	
47_02	830646.72	840104.86	830546.04	840161.54	10.0	At Grade	0.0	
48_01	830610.60	840171.01	830738.54	840108.83	12.0	At Grade	0.0	

Road Section

Road ID	X1	Y1	X2	Y2	Model Width(m)	Road Type	Input mAG	Remarks
48_02	830738.54	840108.83	830769.94	840100.52	12.0	At Grade	0.0	
49_01	830591.82	840166.34	830699.64	840110.04	18.0	Bridge	2.5	
49_02	830699.64	840110.04	830869.51	840037.29	18.0	Bridge	7.7	
49_03	830869.51	840037.29	831044.60	839979.07	18.0	Bridge	1.8	
50_01	831064.89	839956.14	830864.28	840021.88	18.0	Bridge	1.9	
50_02	830864.28	840021.88	830692.76	840096.23	18.0	Bridge	7.9	
50_03	830692.76	840096.23	830567.92	840162.47	18.0	Bridge	1.7	
51_01	830820.00	840027.18	830791.61	840021.68	21.0	At Grade	0.0	
52_01	830791.61	840021.68	830767.15	840035.17	16.0	At Grade	0.0	
53_01	830767.99	840033.27	830753.95	840059.07	17.0	At Grade	0.0	
54_01	830759.22	840057.80	830769.10	840097.69	17.0	At Grade	0.0	
55_01	830769.03	840096.80	830798.67	840109.46	21.0	At Grade	0.0	
56_01	830797.33	840104.00	830825.44	840101.10	16.0	At Grade	0.0	
57_01	830822.49	840099.99	830839.67	840076.78	21.0	At Grade	0.0	
58_01	830839.67	840076.78	830814.62	840030.02	17.0	At Grade	0.0	
60_01	830789.43	840155.55	830774.43	840115.87	14.0	Bridge	9.1	
60_02	830774.43	840115.87	830750.47	840090.93	14.0	Bridge	10.0	
60_03	830750.47	840090.93	830719.44	840076.85	14.0	Bridge	10.0	
60_04	830719.44	840076.85	830678.70	840077.14	14.0	Bridge	10.0	
60_05	830678.70	840077.14	830632.08	840094.41	14.0	Bridge	9.2	
60_06	830632.08	840094.41	830534.19	840158.46	14.0	Bridge	4.2	
*** For with Noise Mitigation Case, the following Parameters are adopted on Road Section with (*).**								
07/08_21	830398.37	839335.85	830594.00	839626.23	9.0	**At Grade**	0.0	*
07/08_22	830591.51	839627.91	830652.55	839694.46	15.0	**At Grade**	0.0	*
15/16_01	830652.55	839694.46	830736.14	839580.30	17.0	**At Grade**	0.0	*
35a/36a_01	830734.34	839579.00	830719.75	839563.41	17.0	**At Grade**	0.0	*
35a/36a_02	830719.75	839563.41	830724.15	839497.03	17.0	**At Grade**	0.0	*

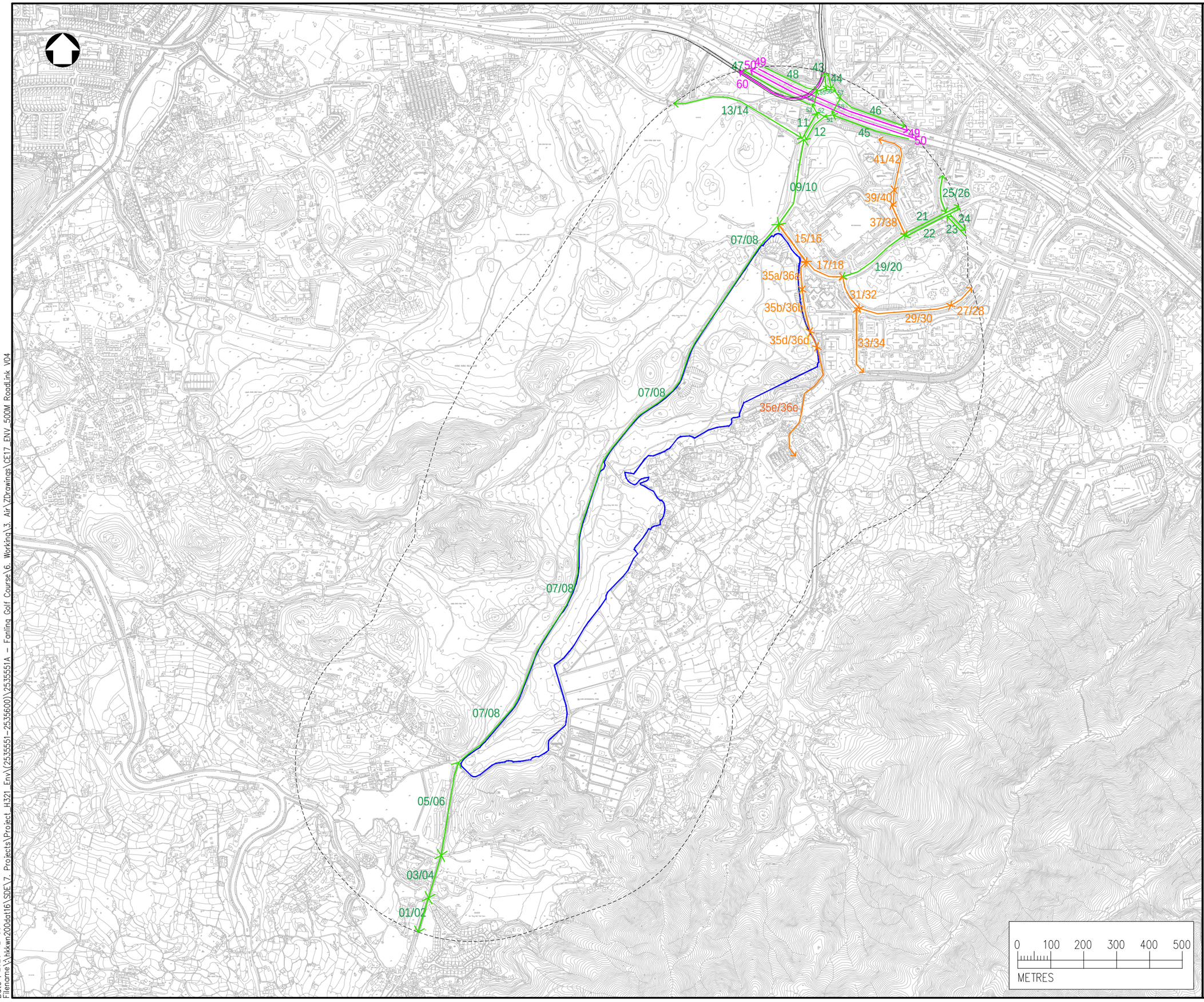

NOTES :

1. ALL DIMENSIONS ARE IN MILLIMETRES UNLESS OTHERWISE STATED.
2. ALL LEVELS ARE IN METRES (M) AND RELATIVE TO HONG KONG PRINCIPAL DATUM (mPD).

LEGEND :

- PROJECT BOUNDARY
- 500M ASSESSMENT AREA
- AT GRADE ROAD (NO TRIPS)
- AT GRADE ROAD (WITH TRIPS)
- BRIDGE (NO TRIPS)

Rev	Description	By	Date

Consultant

wsp

Project title

AGREEMENT NO. CE17/2019 (CE)
TECHNICAL STUDY ON PARTIAL DEVELOPMENT OF FANLING GOLF COURSE SITE
– FEASIBILITY STUDY

Drawing title

ROAD LINKS

Drawing no. APPENDIX

Rev. –

Drawn	Date	Checked	Approved
SC	MAY2022	CY	CKK

Scale: AS SHOWN

Status

© COPYRIGHT RESERVED

土木工程拓展署
CIVIL ENGINEERING AND DEVELOPMENT DEPARTMENT
NORTH DEVELOPMENT OFFICE

Date : 2020-12-30
Filename:\\hkkwn200dat16\SDE\7. Projects\Project H321 Env\(2535551-2535600)\2535551A - Fanling Golf Course\6. Working\3. Air\ZDrawings\CE17_ENV_500M RoadLink V04

Appendix 3.5
Trips and Vehicle-Kilometre-Travelled (VKT)

Trips

Hong Kong SAR Trips-per-Day by Vehicle/Fue	Petrol	Diesel	LPG
01 - Private Cars (PC)	939281.4	17168.78	0
02 - Taxi	14.76396	0	73193.91
03 - Light Goods Vehicles<=2.5t	98.90183	2241.882	0
04 - Lt Goods Vehicles 2.5-3.5t	6644.108	217491.9	0
05 - Light Goods Vehicles>3.5t	0	80484.84	0
06 - Medium Goods Vehicles<=15t	0	51781.59	0
07 - Medium Goods Vehicles15-24t	0	101795.2	0
08 - Public Light Buses	0	8843.945	8449.744
09 - Private Light Bus <=3.5t	472.5099	963.8901	0
10 - Private Light Bus >3.5t	19.15026	8643.869	2549.867
11 - Non-franchised Bus<=6.4t	0	10185.96	0
12 - Non-franchised Bus 6.4-15t	0	7066.586	0
13 - Non-franchised Bus 15-24t	0	15512.9	0
14 - Franchised Bus (SD)	0	2933.663	0
15 - Franchised Bus (DD)	0	62351.05	0
16 - Motorcycles (MC)	387268.3	0	0
17 - Heavy Goods Vehicles>24t	0	26593.44	0
18 - Non-franchised Bus >24t	0	7.9984	0
19 - <Placeholder (P3)>	0	0	0
20 - <Placeholder (P4)>	0	0	0
21 - <Placeholder (P5)>	0	0	0

VKT

Local Roads % within HKSAR 12.58% **(2019 Traffic Census)**

Hong Kong SAR VKT by Vehicle/Fuel	Petrol	Diesel	LPG
01 - Private Cars (PC)	17910284	305812.4	0
02 - Taxi	1586.375	0	7864616
03 - Light Goods Vehicles<=2.5t	1483.205	36852.67	0
04 - Lt Goods Vehicles 2.5-3.5t	106507.8	3688238	0
05 - Light Goods Vehicles>3.5t	0	1988556	0
06 - Medium Goods Vehicles<=15t	0	1111121	0
07 - Medium Goods Vehicles15-24t	0	2190309	0
08 - Public Light Buses	0	533072.1	509209.6
09 - Private Light Bus <=3.5t	10650.46	35041.65	0
10 - Private Light Bus >3.5t	396.5096	247288.1	53558.07
11 - Non-franchised Bus<=6.4t	0	314180.4	0
12 - Non-franchised Bus 6.4-15t	0	212326.5	0
13 - Non-franchised Bus 15-24t	0	464027.4	0
14 - Franchised Bus (SD)	0	49208.73	0
15 - Franchised Bus (DD)	0	1295957	0
16 - Motorcycles (MC)	1055355	0	0
17 - Heavy Goods Vehicles>24t	0	570376.2	0
18 - Non-franchised Bus >24t	0	239.9847	0
19 - <Placeholder (P3)>	0	0	0
20 - <Placeholder (P4)>	0	0	0
21 - <Placeholder (P5)>	0	0	0

	Trips per VKT
PC	0.41728
TAXI	0.07396
LGV3	0.48527
LGV4	0.46941
LGV6	0.32166
HGV7	0.37037
HGV8	0.36936
PLB	0.00000
PV4	0.24984
PV5	0.29582
NFB6	0.25766
NFB7	0.26450
NFB8	0.26569
FBSD	0.00000
FBDD	0.00000
MC	2.91634
HGV9	0.37054
NFB9	0.26488
	0
	0
	0

Year 2024

HKO Met Data

TEMP (°C) 7

RH (%) 25

2019 Traffic Census

Region	Major Road Netw	Minor Road Netw	All Road Network	
HKI	4856454	1082420	5938874	18.23%
KLN	8010289	1039537	9049826	11.49%
NT	20732342	2714257	23446599	11.58%
Subtotal	33599085	4836214	38435299	
% Share	**87.42%**	**12.58%**	**100.00%**	

Remark:

Start emissions of PLB, FBSD and FBDD are not considered in broad-brush approach. Trips/VKT of PLB, FBSD and FBDD are assumed to be 0.

Trips

Hong Kong SAR Trips-per-Day by Vehicle/Fuel	Petrol	Diesel	LPG
01 - Private Cars (PC)	1037042	17168.78	0
02 - Taxi	7.100225	0	73201.55
03 - Light Goods Vehicles<=2.5t	81.45341	2318.438	0
04 - Lt Goods Vehicles 2.5-3.5t	5811.242	223984.4	0
05 - Light Goods Vehicles>3.5t	0	82517.17	0
06 - Medium Goods Vehicles<=15t	0	53089.13	0
07 - Medium Goods Vehicles15-24t	0	104365.7	0
08 - Public Light Buses	0	12567.22	4725.725
09 - Private Light Bus <=3.5t	234.9773	1201.423	0
10 - Private Light Bus >3.5t	11.4715	9841.997	1359.417
11 - Non-franchised Bus<=6.4t	0	10185.96	0
12 - Non-franchised Bus 6.4-15t	0	7066.587	0
13 - Non-franchised Bus 15-24t	0	15512.9	0
14 - Franchised Bus (SD)	0	2933.663	0
15 - Franchised Bus (DD)	0	62351.05	0
16 - Motorcycles (MC)	427575.5	0	0
17 - Heavy Goods Vehicles>24t	0	27264.96	0
18 - Non-franchised Bus >24t	0	7.9984	0
19 - <Placeholder (P3)>	0	0	0
20 - <Placeholder (P4)>	0	0	0
21 - <Placeholder (P5)>	0	0	0

VKT

Local Roads % within HKSAR 12.58% **(2019 Traffic Census)**

Hong Kong SAR VKT by Vehicle/Fuel	Petrol	Diesel	LPG
01 - Private Cars (PC)	19912582	321950	0
02 - Taxi	762.9125	0	7865438
03 - Light Goods Vehicles<=2.5t	1340.462	39885.05	0
04 - Lt Goods Vehicles 2.5-3.5t	94535.67	3804086	0
05 - Light Goods Vehicles>3.5t	0	2010846	0
06 - Medium Goods Vehicles<=15t	0	1137952	0
07 - Medium Goods Vehicles15-24t	0	2243421	0
08 - Public Light Buses	0	757493.9	284787.9
09 - Private Light Bus <=3.5t	4792.816	40041.06	0
10 - Private Light Bus >3.5t	210.6419	280200.4	25201.01
11 - Non-franchised Bus<=6.4t	0	313336.5	0
12 - Non-franchised Bus 6.4-15t	0	212191	0
13 - Non-franchised Bus 15-24t	0	464657.3	0
14 - Franchised Bus (SD)	0	49208.74	0
15 - Franchised Bus (DD)	0	1276354	0
16 - Motorcycles (MC)	1184522	0	0
17 - Heavy Goods Vehicles>24t	0	586081.6	0
18 - Non-franchised Bus >24t	0	239.2195	0
19 - <Placeholder (P3)>	0	0	0
20 - <Placeholder (P4)>	0	0	0
21 - <Placeholder (P5)>	0	0	0

	Trips per VKT
PC	0.41406
TAXI	0.07396
LGV3	0.46265
LGV4	0.46844
LGV6	0.32613
HGV7	0.37077
HGV8	0.36972
PLB	0.00000
PV4	0.25462
PV5	0.29159
NFB6	0.25835
NFB7	0.26467
NFB8	0.26533
FBSD	0.00000
FBDD	0.00000
MC	2.86876
HGV9	0.36972
NFB9	0.26572
	0
	0
	0

Year 2029

HKO Met Data

TEMP (°C) 7

RH (%) 25

2019 Traffic Census

Region	Major Road Network	Minor Road Network	All Road Network	
HKI	4856454	1082420	5938874	18.23%
KLN	8010289	1039537	9049826	11.49%
NT	20732342	2714257	23446599	11.58%
Subtotal	33599085	4836214	38435299	
% Share	**87.42%**	**12.58%**	**100.00%**	

Remark:

Start emissions of PLB, FBSD and FBDD are not considered in broad-brush approach. Trips/VKT of PLB, FBSD and FBDD are assumed to be 0.

Trips

Hong Kong SAR Trips-per-Day by Vehicle/Fuel	Petrol	Diesel	LPG
01 - Private Cars (PC)	1037042	17168.78	0
02 - Taxi	7.100225	0	73201.55
03 - Light Goods Vehicles<=2.5t	81.45341	2318.438	0
04 - Lt Goods Vehicles 2.5-3.5t	5811.242	223984.4	0
05 - Light Goods Vehicles>3.5t	0	82517.17	0
06 - Medium Goods Vehicles<=15t	0	53089.13	0
07 - Medium Goods Vehicles15-24t	0	104365.7	0
08 - Public Light Buses	0	12567.22	4725.725
09 - Private Light Bus <=3.5t	234.9773	1201.423	0
10 - Private Light Bus >3.5t	11.4715	9841.997	1359.417
11 - Non-franchised Bus<=6.4t	0	10185.96	0
12 - Non-franchised Bus 6.4-15t	0	7066.587	0
13 - Non-franchised Bus 15-24t	0	15512.9	0
14 - Franchised Bus (SD)	0	2933.663	0
15 - Franchised Bus (DD)	0	62351.05	0
16 - Motorcycles (MC)	427575.5	0	0
17 - Heavy Goods Vehicles>24t	0	27264.96	0
18 - Non-franchised Bus >24t	0	7.9984	0
19 - <Placeholder (P3)>	0	0	0
20 - <Placeholder (P4)>	0	0	0
21 - <Placeholder (P5)>	0	0	0

VKT

Local Roads % within HKSAR 12.58% **(2019 Traffic Census)**

Hong Kong SAR VKT by Vehicle/Fuel	Petrol	Diesel	LPG
01 - Private Cars (PC)	19912582	321950	0
02 - Taxi	762.9125	0	7865438
03 - Light Goods Vehicles<=2.5t	1340.462	39885.05	0
04 - Lt Goods Vehicles 2.5-3.5t	94535.67	3804086	0
05 - Light Goods Vehicles>3.5t	0	2010846	0
06 - Medium Goods Vehicles<=15t	0	1137952	0
07 - Medium Goods Vehicles15-24t	0	2243421	0
08 - Public Light Buses	0	757493.9	284787.9
09 - Private Light Bus <=3.5t	4792.816	40041.06	0
10 - Private Light Bus >3.5t	210.6419	280200.4	25201.01
11 - Non-franchised Bus<=6.4t	0	313336.5	0
12 - Non-franchised Bus 6.4-15t	0	212191	0
13 - Non-franchised Bus 15-24t	0	464657.3	0
14 - Franchised Bus (SD)	0	49208.74	0
15 - Franchised Bus (DD)	0	1276354	0
16 - Motorcycles (MC)	1184522	0	0
17 - Heavy Goods Vehicles>24t	0	586081.6	0
18 - Non-franchised Bus >24t	0	239.2195	0
19 - <Placeholder (P3)>	0	0	0
20 - <Placeholder (P4)>	0	0	0
21 - <Placeholder (P5)>	0	0	0

	Trips per VKT
PC	0.41406
TAXI	0.07396
LGV3	0.46265
LGV4	0.46844
LGV6	0.32613
HGV7	0.37077
HGV8	0.36972
PLB	0.00000
PV4	0.25462
PV5	0.29159
NFB6	0.25835
NFB7	0.26467
NFB8	0.26533
FBSD	0.00000
FBDD	0.00000
MC	2.86876
HGV9	0.36972
NFB9	0.26572
	0
	0
	0

Year 2029

HKO Met Data

TEMP (°C) 7

RH (%) 25

2019 Traffic Census

Region	Major Road Network	Minor Road Network	All Road Network	
HKI	4856454	1082420	5938874	18.23%
KLN	8010289	1039537	9049826	11.49%
NT	20732342	2714257	23446599	11.58%
Subtotal	33599085	4836214	38435299	
% Share	**87.42%**	**12.58%**	**100.00%**	

Remark:

Start emissions of PLB, FBSD and FBDD are not considered in broad-brush approach. Trips/VKT of PLB, FBSD and FBDD are assumed to be 0.

Trips

Hong Kong SAR Trips-per-Day by Vehicle/Fuel	Petrol	Diesel	LPG
01 - Private Cars (PC)	1122858	17168.78	0
02 - Taxi	0.5905282	0	73208.09
03 - Light Goods Vehicles<=2.5t	79.21535	2405.943	0
04 - Lt Goods Vehicles 2.5-3.5t	5531.487	232428.6	0
05 - Light Goods Vehicles>3.5t	0	85448.94	0
06 - Medium Goods Vehicles<=15t	0	54975.35	0
07 - Medium Goods Vehicles15-24t	0	108073.7	0
08 - Public Light Buses	0	16393.37	898.8064
09 - Private Light Bus <=3.5t	88.96358	1347.437	0
10 - Private Light Bus >3.5t	3.89979	10712.9	496.0865
11 - Non-franchised Bus<=6.4t	0	10185.96	0
12 - Non-franchised Bus 6.4-15t	0	7066.586	0
13 - Non-franchised Bus 15-24t	0	15512.9	0
14 - Franchised Bus (SD)	0	2933.663	0
15 - Franchised Bus (DD)	0	62351.05	0
16 - Motorcycles (MC)	462957.5	0	0
17 - Heavy Goods Vehicles>24t	0	28233.67	0
18 - Non-franchised Bus >24t	0	7.9984	0
19 - <Placeholder (P3)>	0	0	0
20 - <Placeholder (P4)>	0	0	0
21 - <Placeholder (P5)>	0	0	0

VKT

Local Roads % within HKSAR 12.58% **(2019 Traffic Census)**

Hong Kong SAR VKT by Vehicle/Fuel	Petrol	Diesel	LPG
01 - Private Cars (PC)	21166820	322578.6	0
02 - Taxi	63.45173	0	7866141
03 - Light Goods Vehicles<=2.5t	1276.774	39528.84	0
04 - Lt Goods Vehicles 2.5-3.5t	90387.79	3915840	0
05 - Light Goods Vehicles>3.5t	0	2135875	0
06 - Medium Goods Vehicles<=15t	0	1180736	0
07 - Medium Goods Vehicles15-24t	0	2324890	0
08 - Public Light Buses	0	988116.6	54165.05
09 - Private Light Bus <=3.5t	1646.977	44985.89	0
10 - Private Light Bus >3.5t	63.03057	293569.4	8123.019
11 - Non-franchised Bus<=6.4t	0	312712.4	0
12 - Non-franchised Bus 6.4-15t	0	212153.2	0
13 - Non-franchised Bus 15-24t	0	463964.7	0
14 - Franchised Bus (SD)	0	49208.74	0
15 - Franchised Bus (DD)	0	1365506	0
16 - Motorcycles (MC)	1256885	0	0
17 - Heavy Goods Vehicles>24t	0	606351.1	0
18 - Non-franchised Bus >24t	0	239.554	0
19 - <Placeholder (P3)>	0	0	0
20 - <Placeholder (P4)>	0	0	0
21 - <Placeholder (P5)>	0	0	0

	Trips per VKT
PC	0.42161
TAXI	0.07396
LGV3	0.48402
LGV4	0.47206
LGV6	0.31795
HGV7	0.37003
HGV8	0.36944
PLB	0.00000
PV4	0.24480
PV5	0.29532
NFB6	0.25887
NFB7	0.26472
NFB8	0.26573
FBSD	0.00000
FBDD	0.00000
MC	2.92732
HGV9	0.37006
NFB9	0.26535
	0
	0
	0

Year 2036

HKO Met Data

TEMP (°C)	7
RH (%)	25

2019 Traffic Census

Region	Major Road Network	Minor Road Network	All Road Network	
HKI	4856454	1082420	5938874	18.23%
KLN	8010289	1039537	9049826	11.49%
NT	20732342	2714257	23446599	11.58%
Subtotal	33599085	4836214	38435299	
% Share	**87.42%**	**12.58%**	**100.00%**	

Remark:

Start emissions of PLB, FBSD and FBDD are not considered in broad-brush approach. Trips/VKT of PLB, FBSD and FBDD are assumed to be 0.

Trips

Hong Kong SAR Trips-per-Day by Vehicle/Fue	Petrol	Diesel	LPG
01 - Private Cars (PC)	1215895	17168.77	0
02 - Taxi	1.73E-02	0	73208.64
03 - Light Goods Vehicles<=2.5t	88.13277	2498.19	0
04 - Lt Goods Vehicles 2.5-3.5t	5694.678	241952.1	0
05 - Light Goods Vehicles>3.5t	0	88927.33	0
06 - Medium Goods Vehicles<=15t	0	57213.23	0
07 - Medium Goods Vehicles15-24t	0	112473.1	0
08 - Public Light Buses	0	17262.89	29.11801
09 - Private Light Bus <=3.5t	28.1294	1408.271	0
10 - Private Light Bus >3.5t	1.022416	11048.73	163.1272
11 - Non-franchised Bus<=6.4t	0	10185.96	0
12 - Non-franchised Bus 6.4-15t	0	7066.587	0
13 - Non-franchised Bus 15-24t	0	15512.9	0
14 - Franchised Bus (SD)	0	2933.663	0
15 - Franchised Bus (DD)	0	62351.05	0
16 - Motorcycles (MC)	501316.7	0	0
17 - Heavy Goods Vehicles>24t	0	29382.98	0
18 - Non-franchised Bus >24t	0	7.9984	0
19 - <Placeholder (P3)>	0	0	0
20 - <Placeholder (P4)>	0	0	0
21 - <Placeholder (P5)>	0	0	0

VKT

Hong Kong SAR VKT by Vehicle/Fue	Petrol	Diesel	LPG
01 - Private Cars (PC)	23056750	321831	0
02 - Taxi	1.859837	0	7866199
03 - Light Goods Vehicles<=2.5t	1454.655	42592.12	0
04 - Lt Goods Vehicles 2.5-3.5t	94141.74	4118656	0
05 - Light Goods Vehicles>3.5t	0	2192140	0
06 - Medium Goods Vehicles<=15t	0	1228219	0
07 - Medium Goods Vehicles15-24t	0	2420256	0
08 - Public Light Buses	0	1040527	1754.748
09 - Private Light Bus <=3.5t	480.9819	46026.12	0
10 - Private Light Bus >3.5t	15.60362	306691.4	2438.528
11 - Non-franchised Bus<=6.4t	0	311353.4	0
12 - Non-franchised Bus 6.4-15t	0	212110.6	0
13 - Non-franchised Bus 15-24t	0	464427.5	0
14 - Franchised Bus (SD)	0	49208.73	0
15 - Franchised Bus (DD)	0	1276351	0
16 - Motorcycles (MC)	1363529	0	0
17 - Heavy Goods Vehicles>24t	0	632651.3	0
18 - Non-franchised Bus >24t	0	238.9561	0
19 - <Placeholder (P3)>	0	0	0
20 - <Placeholder (P4)>	0	0	0
21 - <Placeholder (P5)>	0	0	0

Local Roads % within HKSAR 12.58% **(2019 Traffic Census)**

	Trips per VKT
PC	0.41917
TAXI	0.07396
LGV3	0.46665
LGV4	0.46718
LGV6	0.32240
HGV7	0.37021
HGV8	0.36933
PLB	0.00000
PV4	0.24546
PV5	0.28826
NFB6	0.26000
NFB7	0.26477
NFB8	0.26546
FBSD	0.00000
FBDD	0.00000
MC	2.92195
HGV9	0.36911
NFB9	0.26602
	0
	0
	0

Year 2044

HKO Met Data

TEMP (°C)	7
RH (%)	25

2019 Traffic Census

Region	Major Road Network	Minor Road Network	All Road Network	
HKI	4856454	1082420	5938874	18.23%
KLN	8010289	1039537	9049826	11.49%
NT	20732342	2714257	23446599	11.58%
Subtotal	33599085	4836214	38435299	
% Share	**87.42%**	**12.58%**	**100.00%**	

Remark:
Start emissions of PLB, FBSD and FBDD are not considered in broad-brush approach. Trips/VKT of PLB, FBSD and FBDD are assumed to be 0.

Appendix 3.6
2019 Meteorological Data
(Sheung Shui Station)

RH (%)		Hour	Hour	Hour	Hour	Hour	Hour	Hour	Hour	Hour	Hour	Hour	Hour	Hour	Hour	Hour	Hour	Hour	Hour	Hour	Hour	Hour	Hour	Hour	Hour
		1	**2**	**3**	**4**	**5**	**6**	**7**	**8**	**9**	**10**	**11**	**12**	**13**	**14**	**15**	**16**	**17**	**18**	**19**	**20**	**21**	**22**	**23**	**24**
Tuesday, 1 January 2019	**1**	67	67	76	78	76	76	76	76	65	63	60	59	56	56	53	54	58	61	65	63	75	71	76	80
Wednesday, 2 January 2019	**2**	74	73	71	74	73	74	73	75	72	70	69	69	64	62	62	62	65	72	75	72	76	76	75	77
Thursday, 3 January 2019	**3**	81	82	80	79	77	77	77	77	79	79	82	86	86	86	86	86	88	91	98	98	98	98	99	100
Friday, 4 January 2019	**4**	100	100	100	100	100	100	99	99	97	86	81	80	81	79	82	82	82	87	86	87	89	90	93	92
Saturday, 5 January 2019	**5**	94	94	94	99	100	100	100	100	100	99	91	89	85	80	81	85	84	87	88	89	90	91	93	94
Sunday, 6 January 2019	**6**	98	90	87	85	84	84	82	83	80	76	75	74	76	77	74	78	78	79	80	87	88	90	89	88
Monday, 7 January 2019	**7**	92	93	91	89	88	88	88	89	90	86	85	85	81	83	81	80	81	86	87	88	89	92	89	91
Tuesday, 8 January 2019	**8**	91	92	93	93	90	88	86	85	81	80	78	77	76	75	75	76	76	77	77	77	79	74	75	75
Wednesday, 9 January 2019	**9**	76	76	77	80	80	81	82	80	82	82	81	78	77	73	78	75	78	83	87	87	87	88	87	86
Thursday, 10 January 2019	**10**	88	89	90	91	92	94	93	92	89	86	81	76	69	70	73	75	78	85	87	89	90	90	90	89
Friday, 11 January 2019	**11**	92	92	93	94	93	92	94	93	91	87	82	79	77	74	71	74	77	84	88	91	93	93	97	97
Saturday, 12 January 2019	**12**	98	99	100	100	100	99	98	94	91	87	81	76	72	70	70	73	73	81	85	90	95	98	97	96
Sunday, 13 January 2019	**13**	97	97	99	97	98	95	96	94	93	91	90	89	85	86	87	85	85	89	92	95	92	93	94	95
Monday, 14 January 2019	**14**	94	94	93	92	94	95	94	94	92	91	88	88	85	81	78	79	83	84	87	87	88	88	86	88
Tuesday, 15 January 2019	**15**	89	91	96	100	100	100	100	100	100	100	100	95	90	85	80	81	81	82	81	82	78	76	77	76
Wednesday, 16 January 2019	**16**	75	77	77	75	76	75	76	77	76	75	73	70	67	66	66	69	68	70	69	72	75	77	77	80
Thursday, 17 January 2019	**17**	75	82	80	78	76	75	75	75	73	72	67	66	61	57	53	53	54	60	62	65	68	71	76	81
Friday, 18 January 2019	**18**	82	77	78	80	83	81	82	83	81	74	70	67	65	65	67	68	67	67	71	72	71	80	80	83
Saturday, 19 January 2019	**19**	85	89	87	86	90	85	88	90	85	76	71	65	61	64	63	66	68	72	76	83	83	81	88	90
Sunday, 20 January 2019	**20**	95	98	96	91	93	90	90	95	90	89	78	69	66	59	59	59	64	65	69	65	63	68	68	69
Monday, 21 January 2019	**21**	68	69	68	69	70	70	70	69	68	66	64	61	60	56	55	55	58	59	64	69	64	63	64	62
Tuesday, 22 January 2019	**22**	64	67	65	62	67	66	63	62	57	54	49	42	39	36	36	34	38	47	56	69	75	79	82	76
Wednesday, 23 January 2019	**23**	78	83	83	83	83	83	83	83	83	51	47	50	47	42	41	36	44	54	64	78	84	89	91	91
Thursday, 24 January 2019	**24**	94	96	99	100	100	100	100	100	85	72	62	50	48	43	42	41	44	55	66	73	77	81	82	86
Friday, 25 January 2019	**25**	86	84	88	93	95	93	95	97	84	67	62	57	49	41	37	44	49	51	65	72	78	78	82	89
Saturday, 26 January 2019	**26**	91	93	94	95	96	99	98	99	66	54	53	51	48	42	42	40	53	62	70	72	76	75	76	73
Sunday, 27 January 2019	**27**	73	73	73	74	76	77	76	74	73	66	61	58	53	51	50	52	56	62	66	69	69	66	73	71
Monday, 28 January 2019	**28**	67	68	71	75	76	74	68	65	63	57	55	46	47	45	42	44	46	51	55	55	59	60	65	68
Tuesday, 29 January 2019	**29**	78	74	85	88	87	88	88	88	64	57	51	49	50	46	47	52	53	62	67	75	78	84	85	86
Wednesday, 30 January 2019	**30**	90	89	90	90	91	92	88	84	65	60	56	55	56	58	60	63	63	67	67	67	70	74	79	80
Thursday, 31 January 2019	**31**	80	84	82	85	88	91	90	89	80	73	71	67	65	66	55	55	61	69	74	78	82	81	67	65
Friday, 1 February 2019	**32**	65	64	64	65	64	64	65	66	65	63	62	59	58	57	57	58	60	61	64	66	70	75	78	80
Saturday, 2 February 2019	**33**	77	79	80	77	77	78	80	80	82	82	80	75	73	70	69	67	70	76	79	82	84	86	85	86
Sunday, 3 February 2019	**34**	86	88	88	90	90	92	93	96	91	85	79	71	67	68	53	54	52	63	75	81	87	91	92	95
Monday, 4 February 2019	**35**	95	97	97	97	97	98	98	98	97	88	78	72	66	61	65	69	68	82	86	88	89	87	88	90
Tuesday, 5 February 2019	**36**	86	88	90	90	89	88	87	85	80	78	74	73	69	65	72	72	72	76	80	83	85	89	87	90
Wednesday, 6 February 2019	**37**	91	92	92	91	92	95	97	95	92	83	77	70	62	58	58	58	65	77	82	84	86	86	86	87
Thursday, 7 February 2019	**38**	89	88	91	92	93	96	98	97	86	80	74	68	70	70	75	75	69	74	80	84	89	91	94	96
Friday, 8 February 2019	**39**	95	96	97	98	99	100	100	100	96	84	74	71	78	80	85	86	87	90	90	90	90	90	91	90
Saturday, 9 February 2019	**40**	90	91	91	91	92	92	92	92	91	89	88	86	83	81	83	84	86	88	88	87	89	87	91	93
Sunday, 10 February 2019	**41**	91	92	91	90	91	92	91	91	88	87	87	86	84	85	84	81	84	84	87	86	86	87	87	91
Monday, 11 February 2019	**42**	89	89	87	87	87	86	85	85	84	83	80	77	78	75	75	79	77	77	80	84	86	87	84	87
Tuesday, 12 February 2019	**43**	97	100	100	100	100	100	98	93	90	88	88	88	88	88	88	88	88	88	88	88	88	88	88	88
Wednesday, 13 February 2019	**44**	88	88	88	88	88	88	88	88	88	88	88	76	73	70	71	66	71	75	77	81	79	84	87	92
Thursday, 14 February 2019	**45**	94	94	94	96	91	91	87	87	84	80	76	75	75	75	75	75	75	75	75	75	75	75	75	75
Friday, 15 February 2019	**46**	75	75	75	75	75	75	75	75	75	75	75	75	75	75	75	75	75	75	75	75	75	75	75	75
Saturday, 16 February 2019	**47**	75	75	75	75	75	75	75	75	75	75	75	75	75	75	75	75	75	75	75	75	75	75	75	75
Sunday, 17 February 2019	**48**	75	75	75	75	75	75	75	75	75	75	75	75	75	75	75	75	75	75	75	75	75	75	75	75
Monday, 18 February 2019	**49**	75	75	75	75	75	75	75	75	75	75	75	94	97	100	100	100	100	100	100	100	100	98	93	92
Tuesday, 19 February 2019	**50**	93	94	94	94	96	98	98	100	100	100	100	100	86	78	81	83	85	87	88	89	90	93	93	94
Wednesday, 20 February 2019	**51**	94	94	100	100	100	100	100	100	100	93	88	82	80	80	80	81	83	86	90	92	94	96	96	97
Thursday, 21 February 2019	**52**	98	100	99	96	97	97	95	97	92	89	85	83	82	81	79	75	81	87	90	93	92	93	94	94
Friday, 22 February 2019	**53**	98	98	98	99	99	98	97	95	88	81	70	68	66	63	58	60	60	70	70	69	70	71	71	72
Saturday, 23 February 2019	**54**	73	74	82	80	80	81	84	84	83	84	83	82	86	85	86	93	99	96	99	97	98	96	93	93
Sunday, 24 February 2019	**55**	92	92	88	94	95	96	99	94	90	89	83	82	79	77	76	79	80	81	83	83	82	85	85	88
Monday, 25 February 2019	**56**	91	94	97	99	94	92	89	91	88	82	80	80	80	79	79	80	79	80	81	83	82	82	86	84
Tuesday, 26 February 2019	**57**	81	85	87	92	99	93	91	87	85	83	83	85	86	85	81	85	86	88	89	94	98	100	100	100
Wednesday, 27 February 2019	**58**	97	96	97	96	90	91	88	87	85	82	80	75	74	75	72	77	80	84	88	90	91	91	92	92
Thursday, 28 February 2019	**59**	93	94	95	96	97	96	96	93	94	85	78	70	67	63	60	63	71	74	80	85	87	90	94	97

RH (%)		Hour	Hour	Hour	Hour	Hour	Hour	Hour	Hour	Hour	Hour	Hour	Hour	Hour	Hour	Hour	Hour	Hour	Hour	Hour	Hour	Hour	Hour	Hour	Hour
		1	**2**	**3**	**4**	**5**	**6**	**7**	**8**	**9**	**10**	**11**	**12**	**13**	**14**	**15**	**16**	**17**	**18**	**19**	**20**	**21**	**22**	**23**	**24**
Friday, 1 March 2019	**60**	94	95	93	92	91	91	91	88	83	79	79	76	76	75	77	78	84	85	88	90	90	91	91	91
Saturday, 2 March 2019	**61**	94	93	95	95	95	92	92	91	90	86	83	77	76	69	72	74	78	81	84	87	89	90	92	91
Sunday, 3 March 2019	**62**	92	91	91	95	97	97	97	97	100	91	92	91	88	73	65	65	72	72	72	72	72	72	72	72
Monday, 4 March 2019	**63**	72	72	72	72	72	72	72	72	72	72	72	69	68	66	67	73	82	83	85	84	88	97	92	99
Tuesday, 5 March 2019	**64**	100	100	100	99	99	96	95	97	96	93	85	83	76	73	65	73	78	81	84	85	87	90	90	93
Wednesday, 6 March 2019	**65**	93	93	94	95	95	93	95	94	93	87	92	90	98	100	99	97	97	98	94	97	96	94	93	93
Thursday, 7 March 2019	**66**	95	93	98	98	100	98	97	98	94	100	98	100	100	100	100	99	99	100	100	97	100	100	100	99
Friday, 8 March 2019	**67**	100	100	100	100	100	100	99	93	92	90	86	88	88	92	92	94	93	90	93	93	94	95	96	96
Saturday, 9 March 2019	**68**	97	98	97	96	97	98	99	98	97	97	100	100	100	98	100	100	97	100	100	100	100	100	100	100
Sunday, 10 March 2019	**69**	100	100	100	100	95	91	93	86	95	97	92	96	97	98	95	94	91	90	90	86	85	82	81	84
Monday, 11 March 2019	**70**	85	88	98	99	100	97	94	97	84	82	74	69	65	59	56	56	61	67	78	86	93	97	91	98
Tuesday, 12 March 2019	**71**	100	100	100	100	100	100	100	100	94	77	73	64	55	54	48	52	58	61	66	66	70	81	90	94
Wednesday, 13 March 2019	**72**	84	93	90	97	94	94	80	72	56	51	52	50	53	56	67	63	56	59	63	67	69	70	74	69
Thursday, 14 March 2019	**73**	65	65	65	69	70	69	73	75	84	82	83	80	78	89	91	98	100	94	92	90	87	86	86	87
Friday, 15 March 2019	**74**	84	95	90	94	85	81	77	79	82	78	77	90	95	88	86	85	80	81	80	87	89	95	94	94
Saturday, 16 March 2019	**75**	97	100	100	100	99	95	97	88	79	59	38	38	41	41	39	43	48	50	53	56	58	62	64	67
Sunday, 17 March 2019	**76**	67	66	66	63	64	67	69	71	64	65	66	66	67	72	73	76	75	77	81	83	83	83	83	82
Monday, 18 March 2019	**77**	85	87	88	89	88	86	85	84	84	80	79	77	76	73	68	70	74	77	82	84	91	92	96	97
Tuesday, 19 March 2019	**78**	95	95	93	94	97	99	100	97	93	81	75	67	62	61	63	68	72	77	85	85	89	89	90	91
Wednesday, 20 March 2019	**79**	89	93	92	93	93	95	95	90	85	83	78	78	78	76	79	81	82	84	89	92	95	96	96	98
Thursday, 21 March 2019	**80**	100	100	100	100	100	100	100	100	92	78	71	69	67	63	62	63	69	74	79	82	81	84	85	88
Friday, 22 March 2019	**81**	91	94	97	98	96	99	100	96	85	81	82	95	89	78	74	73	78	79	84	87	89	90	92	92
Saturday, 23 March 2019	**82**	92	92	94	93	92	92	94	91	90	91	85	83	86	88	94	100	98	100	100	99	97	97	97	98
Sunday, 24 March 2019	**83**	100	100	100	100	100	100	100	100	99	97	97	94	89	86	88	89	88	90	92	93	94	97	98	99
Monday, 25 March 2019	**84**	96	92	93	96	96	97	100	100	99	97	88	84	84	81	78	79	79	80	86	89	89	95	93	93
Tuesday, 26 March 2019	**85**	96	96	97	99	97	94	93	93	87	84	75	72	71	74	73	80	84	85	86	86	87	89	89	87
Wednesday, 27 March 2019	**86**	87	88	87	88	87	88	88	87	86	84	80	78	77	76	73	73	76	80	83	86	88	89	91	91
Thursday, 28 March 2019	**87**	97	96	97	96	98	99	100	93	87	77	74	69	70	64	66	70	72	79	84	90	94	94	97	97
Friday, 29 March 2019	**88**	98	97	97	97	98	100	99	95	85	74	79	71	74	71	71	74	78	88	94	97	97	98	96	99
Saturday, 30 March 2019	**89**	99	100	100	95	97	90	87	88	84	85	86	89	87	82	81	80	79	79	78	82	82	83	83	85
Sunday, 31 March 2019	**90**	86	89	88	85	84	80	75	72	68	73	70	72	70	74	77	77	78	79	80	79	79	80	81	82
Monday, 1 April 2019	**91**	81	81	81	81	81	82	84	84	83	84	82	81	78	75	75	75	79	82	83	84	84	81	80	79
Tuesday, 2 April 2019	**92**	78	77	77	77	78	78	77	78	74	70	66	63	64	62	64	67	70	75	77	79	78	79	81	83
Wednesday, 3 April 2019	**93**	84	90	91	91	89	89	84	80	76	74	72	67	66	65	62	67	73	75	79	80	85	85	87	89
Thursday, 4 April 2019	**94**	89	89	90	89	90	89	87	85	84	82	79	75	72	70	70	70	72	77	79	82	84	83	81	84
Friday, 5 April 2019	**95**	84	86	91	91	93	94	92	86	78	77	71	72	68	63	59	60	60	63	72	79	83	87	89	92
Saturday, 6 April 2019	**96**	91	96	97	96	98	100	98	95	86	73	66	67	64	60	64	57	62	69	75	78	85	88	90	92
Sunday, 7 April 2019	**97**	95	95	96	97	97	99	98	91	82	76	77	73	71	69	68	71	72	75	80	86	90	93	96	96
Monday, 8 April 2019	**98**	97	98	98	97	97	99	96	92	89	78	78	75	65	69	58	61	67	74	79	83	86	85	87	85
Tuesday, 9 April 2019	**99**	89	88	86	85	88	89	88	83	78	73	67	68	62	61	67	63	68	74	80	82	85	88	88	90
Wednesday, 10 April 2019	**100**	91	95	96	98	97	99	98	95	89	87	79	75	67	63	67	69	72	74	81	81	86	89	92	95
Thursday, 11 April 2019	**101**	95	94	97	98	98	99	98	94	77	71	70	73	75	74	71	72	72	78	85	85	88	99	100	100
Friday, 12 April 2019	**102**	100	98	97	96	98	93	93	91	96	99	94	97	100	100	100	94	93	93	91	90	90	88	91	93
Saturday, 13 April 2019	**103**	96	94	92	95	93	94	95	92	89	90	89	89	92	91	91	91	93	94	95	93	91	89	88	87
Sunday, 14 April 2019	**104**	88	89	88	88	89	90	88	87	87	80	82	83	86	99	100	100	98	100	100	100	100	100	100	99
Monday, 15 April 2019	**105**	100	100	100	100	98	96	87	85	79	71	63	66	67	70	70	76	75	82	82	80	82	79	79	79
Tuesday, 16 April 2019	**106**	84	86	94	97	93	93	89	86	84	96	100	100	100	100	98	93	91	92	95	98	100	100	100	100
Wednesday, 17 April 2019	**107**	100	100	100	100	100	100	100	98	91	82	74	70	70	66	63	71	72	75	80	83	88	89	89	89
Thursday, 18 April 2019	**108**	89	89	89	89	89	88	88	86	83	81	83	87	86	90	88	89	91	95	97	100	100	100	100	100
Friday, 19 April 2019	**109**	97	100	99	99	99	100	100	100	95	91	84	86	78	100	100	100	100	100	100	100	97	96	94	94
Saturday, 20 April 2019	**110**	95	97	96	96	99	100	98	99	99	94	94	96	100	100	100	100	98	95	99	93	100	96	96	95
Sunday, 21 April 2019	**111**	97	98	98	98	100	100	99	98	96	89	83	82	79	79	82	81	82	85	87	88	90	89	90	96
Monday, 22 April 2019	**112**	96	97	98	100	100	100	99	93	84	78	74	69	71	66	64	66	71	74	79	87	88	91	96	98
Tuesday, 23 April 2019	**113**	97	98	100	100	100	100	100	93	88	79	82	72	62	62	67	68	69	74	78	84	82	88	91	93
Wednesday, 24 April 2019	**114**	94	96	98	99	100	100	96	84	76	72	72	63	62	60	59	58	64	71	78	84	83	84	85	85
Thursday, 25 April 2019	**115**	86	86	85	91	93	97	94	81	77	69	65	63	64	69	66	65	66	68	77	78	82	87	88	90
Friday, 26 April 2019	**116**	92	93	95	97	97	97	95	87	82	75	65	72	57	56	72	64	63	70	76	83	87	87	86	86
Saturday, 27 April 2019	**117**	90	91	87	90	86	80	83	82	78	78	77	79	81	82	83	85	100	95	98	99	100	91	89	91
Sunday, 28 April 2019	**118**	96	100	100	99	98	96	93	90	87	79	81	77	77	68	72	74	77	82	86	87	87	89	91	92
Monday, 29 April 2019	**119**	93	92	94	97	97	99	97	86	79	79	76	75	74	72	64	62	68	78	81	86	89	89	93	95
Tuesday, 30 April 2019	**120**	97	98	98	97	97	97	97	90	85	79	79	94	83	77	66	70	70	73	77	81	82	86	89	89

RH (%)		Hour	Hour	Hour	Hour	Hour	Hour	Hour	Hour	Hour	Hour	Hour	Hour	Hour	Hour	Hour	Hour	Hour	Hour	Hour	Hour	Hour	Hour	Hour	Hour
		1	**2**	**3**	**4**	**5**	**6**	**7**	**8**	**9**	**10**	**11**	**12**	**13**	**14**	**15**	**16**	**17**	**18**	**19**	**20**	**21**	**22**	**23**	**24**
Wednesday, 1 May 2019	**121**	88	91	93	90	87	88	89	82	84	79	74	70	68	66	65	68	71	69	68	68	69	72	77	80
Thursday, 2 May 2019	**122**	99	98	97	97	94	94	92	89	86	81	75	74	71	72	73	74	76	86	97	96	98	96	96	95
Friday, 3 May 2019	**123**	97	100	100	100	100	100	100	100	100	90	91	80	71	65	63	67	67	71	71	74	77	74	74	74
Saturday, 4 May 2019	**124**	72	73	70	65	62	65	53	52	56	61	63	66	74	86	79	78	78	90	97	99	100	98	94	100
Sunday, 5 May 2019	**125**	100	100	100	100	100	100	100	95	94	92	86	88	90	95	92	88	90	93	93	92	91	95	97	96
Monday, 6 May 2019	**126**	95	95	94	95	95	97	95	95	95	92	94	89	90	86	87	89	92	91	89	94	100	100	100	100
Tuesday, 7 May 2019	**127**	100	100	100	100	98	97	100	98	94	93	85	88	87	91	91	85	86	96	100	96	89	87	87	83
Wednesday, 8 May 2019	**128**	81	81	81	86	86	87	86	86	83	85	85	82	86	93	100	100	100	100	100	100	100	100	99	100
Thursday, 9 May 2019	**129**	100	100	100	100	100	100	100	100	98	96	92	93	86	83	78	76	79	85	90	92	95	95	93	92
Friday, 10 May 2019	**130**	93	96	97	98	99	100	99	96	88	75	70	77	80	74	80	73	74	79	83	86	84	88	89	90
Saturday, 11 May 2019	**131**	90	90	89	93	92	93	89	83	73	70	65	63	70	65	64	64	68	72	72	73	76	71	75	75
Sunday, 12 May 2019	**132**	85	89	90	87	89	90	89	80	73	65	58	57	57	54	55	58	55	60	64	71	73	78	81	84
Monday, 13 May 2019	**133**	85	88	89	90	90	94	94	96	91	86	83	80	81	80	79	78	80	83	86	88	90	92	92	94
Tuesday, 14 May 2019	**134**	94	93	95	96	97	95	94	87	81	78	72	75	68	70	69	59	65	68	76	80	87	90	94	95
Wednesday, 15 May 2019	**135**	96	97	97	96	97	98	97	87	86	78	73	77	68	69	78	77	79	82	83	86	88	84	91	94
Thursday, 16 May 2019	**136**	93	94	93	94	96	99	96	90	80	77	73	70	68	68	70	74	73	78	81	82	84	83	84	89
Friday, 17 May 2019	**137**	86	86	88	89	91	93	91	83	79	74	69	67	70	68	66	70	74	77	81	83	84	83	84	84
Saturday, 18 May 2019	**138**	86	88	90	93	94	93	90	78	73	69	72	67	64	63	62	69	73	75	79	78	82	81	82	84
Sunday, 19 May 2019	**139**	84	85	86	86	86	86	86	82	80	70	66	65	62	66	68	66	72	79	82	84	84	83	84	85
Monday, 20 May 2019	**140**	84	88	89	91	94	94	91	86	80	77	73	72	69	99	98	98	91	89	94	93	90	92	100	98
Tuesday, 21 May 2019	**141**	99	99	93	91	88	87	84	80	79	76	75	71	72	73	69	75	73	80	80	80	86	98	96	98
Wednesday, 22 May 2019	**142**	95	92	91	92	89	90	94	86	77	71	70	64	69	68	66	69	71	76	78	81	84	85	87	88
Thursday, 23 May 2019	**143**	89	89	93	91	89	91	90	87	85	87	82	80	78	83	84	85	86	89	87	89	89	92	96	90
Friday, 24 May 2019	**144**	89	90	90	90	90	90	90	87	87	84	82	83	81	81	83	85	85	87	88	89	89	89	88	89
Saturday, 25 May 2019	**145**	89	88	89	90	91	92	88	87	86	85	82	80	79	75	78	78	81	83	87	88	91	92	92	90
Sunday, 26 May 2019	**146**	88	95	100	100	100	100	100	92	86	87	98	100	99	98	94	85	85	87	89	91	89	90	89	92
Monday, 27 May 2019	**147**	93	96	97	99	100	100	100	100	100	100	100	98	100	95	97	93	96	95	96	97	98	100	98	97
Tuesday, 28 May 2019	**148**	97	97	100	97	98	96	97	98	100	100	100	100	100	98	94	89	90	93	94	93	95	97	94	97
Wednesday, 29 May 2019	**149**	96	93	93	92	92	92	91	89	88	85	86	82	84	85	87	87	86	88	89	88	88	86	89	88
Thursday, 30 May 2019	**150**	87	89	90	90	88	88	87	85	86	84	83	83	78	77	75	78	84	92	93	93	91	90	92	93
Friday, 31 May 2019	**151**	93	97	95	95	97	97	96	94	88	94	92	86	87	96	100	100	100	100	98	100	100	100	100	100
Saturday, 1 June 2019	**152**	100	100	100	100	100	100	100	100	95	89	82	78	75	67	67	77	80	83	85	88	88	87	97	100
Sunday, 2 June 2019	**153**	100	100	100	100	100	100	100	98	94	85	79	73	66	69	76	93	94	97	99	100	100	100	98	100
Monday, 3 June 2019	**154**	100	100	100	100	100	100	100	100	99	92	87	83	73	72	68	68	68	73	80	80	85	85	90	93
Tuesday, 4 June 2019	**155**	94	95	95	97	100	100	100	96	86	82	74	70	68	82	91	95	99	99	100	99	100	100	100	100
Wednesday, 5 June 2019	**156**	99	100	100	100	100	100	100	92	78	69	63	67	63	62	62	69	74	74	81	86	88	90	92	94
Thursday, 6 June 2019	**157**	96	98	97	98	98	98	96	83	73	70	62	59	59	59	57	60	63	71	74	79	81	81	83	86
Friday, 7 June 2019	**158**	88	85	91	93	93	94	92	81	75	71	72	62	51	50	59	66	68	67	76	82	84	82	85	86
Saturday, 8 June 2019	**159**	83	87	90	91	91	94	88	79	73	69	64	64	62	56	63	68	63	71	78	81	81	84	82	80
Sunday, 9 June 2019	**160**	82	79	83	95	88	95	80	78	76	73	65	62	65	63	62	66	74	72	74	78	79	82	78	81
Monday, 10 June 2019	**161**	83	86	90	91	92	89	88	80	81	73	69	71	72	70	73	79	79	93	100	100	100	100	100	100
Tuesday, 11 June 2019	**162**	100	100	100	100	100	100	100	100	100	100	99	100	98	96	95	92	92	100	100	100	100	100	100	100
Wednesday, 12 June 2019	**163**	100	100	100	100	100	100	100	92	88	88	84	83	82	90	84	94	98	97	98	99	98	98	99	99
Thursday, 13 June 2019	**164**	99	100	100	100	100	100	100	98	100	98	94	93	84	78	81	98	94	94	78	87	86	93	98	100
Friday, 14 June 2019	**165**	100	100	100	100	95	89	87	76	69	66	61	59	56	51	61	60	54	56	66	77	78	85	91	93
Saturday, 15 June 2019	**166**	93	82	86	85	93	96	91	66	57	56	48	51	50	59	64	64	68	72	78	80	81	81	84	84
Sunday, 16 June 2019	**167**	85	83	84	84	84	83	82	76	75	71	68	69	68	63	63	66	64	68	76	79	81	81	81	81
Monday, 17 June 2019	**168**	81	81	83	86	86	84	86	82	82	78	77	79	88	94	92	93	98	96	97	98	97	97	99	98
Tuesday, 18 June 2019	**169**	99	98	98	100	100	100	98	85	77	89	81	75	69	76	76	76	80	81	84	90	95	96	96	97
Wednesday, 19 June 2019	**170**	98	99	99	100	100	100	100	100	96	89	84	98	79	79	78	69	74	77	82	84	88	88	91	94
Thursday, 20 June 2019	**171**	96	98	98	98	99	100	94	80	74	75	68	74	67	69	67	66	70	72	78	83	84	87	89	86
Friday, 21 June 2019	**172**	84	86	84	84	91	100	98	86	75	70	67	68	65	65	65	65	69	76	78	80	81	81	82	83
Saturday, 22 June 2019	**173**	84	86	86	87	88	91	89	78	74	70	68	65	59	65	66	63	68	71	79	80	81	82	82	82
Sunday, 23 June 2019	**174**	86	87	86	89	84	81	80	78	78	74	70	69	71	70	71	70	74	75	76	82	85	83	86	82
Monday, 24 June 2019	**175**	83	84	90	92	94	91	86	80	75	72	89	87	90	96	97	99	100	100	100	100	100	100	97	97
Tuesday, 25 June 2019	**176**	99	97	99	100	100	100	100	94	83	78	76	79	80	80	75	98	92	98	100	100	100	100	100	100
Wednesday, 26 June 2019	**177**	100	100	100	100	100	100	100	100	100	91	88	87	85	90	82	79	77	79	86	90	95	95	97	98
Thursday, 27 June 2019	**178**	99	100	100	100	100	100	97	91	81	75	65	82	71	76	79	70	69	77	82	84	88	90	91	94
Friday, 28 June 2019	**179**	91	92	91	94	97	99	94	89	80	75	90	93	83	87	85	85	75	77	84	87	88	88	91	89
Saturday, 29 June 2019	**180**	91	94	91	94	96	100	99	90	82	84	85	93	80	74	70	69	66	72	75	81	88	89	92	93
Sunday, 30 June 2019	**181**	95	95	99	92	100	100	96	89	82	75	71	76	88	72	83	83	78	80	82	85	91	94	95	96

RH (%)		Hour	Hour	Hour	Hour	Hour	Hour	Hour	Hour	Hour	Hour	Hour	Hour	Hour	Hour	Hour	Hour	Hour	Hour	Hour	Hour	Hour	Hour	Hour	Hour
		1	**2**	**3**	**4**	**5**	**6**	**7**	**8**	**9**	**10**	**11**	**12**	**13**	**14**	**15**	**16**	**17**	**18**	**19**	**20**	**21**	**22**	**23**	**24**
Monday, 1 July 2019	**182**	98	96	94	94	97	95	88	86	84	73	70	64	64	65	60	61	59	62	72	75	78	73	79	84
Tuesday, 2 July 2019	**183**	85	86	87	87	88	88	82	77	72	67	74	71	70	70	69	76	76	78	81	81	82	86	95	98
Wednesday, 3 July 2019	**184**	100	100	100	100	100	100	100	97	97	94	97	98	98	90	97	98	100	100	100	100	100	100	100	96
Thursday, 4 July 2019	**185**	100	100	100	100	100	100	100	100	95	92	84	76	68	85	65	61	68	94	91	90	88	94	96	98
Friday, 5 July 2019	**186**	98	90	87	93	92	99	100	91	91	99	80	67	66	58	64	66	71	75	79	81	82	87	89	92
Saturday, 6 July 2019	**187**	89	90	88	90	90	94	91	92	78	76	75	69	68	67	70	71	74	76	77	79	80	81	81	82
Sunday, 7 July 2019	**188**	81	81	79	84	82	92	91	86	83	79	94	77	73	75	75	79	78	80	84	90	84	82	84	81
Monday, 8 July 2019	**189**	82	81	82	84	84	86	82	80	77	76	78	70	68	71	67	68	71	75	79	81	81	86	82	82
Tuesday, 9 July 2019	**190**	95	90	86	86	83	83	81	79	77	77	72	67	65	61	65	67	72	76	77	82	84	84	84	85
Wednesday, 10 July 2019	**191**	86	87	87	88	86	84	84	85	83	80	79	74	100	100	100	98	98	98	98	100	99	100	100	99
Thursday, 11 July 2019	**192**	100	100	100	100	100	100	98	97	92	87	77	78	74	74	76	77	81	82	100	100	100	100	100	100
Friday, 12 July 2019	**193**	100	100	100	100	99	99	95	85	79	73	70	73	67	69	70	70	74	75	79	80	82	84	84	81
Saturday, 13 July 2019	**194**	82	82	83	83	81	83	83	80	77	74	65	64	65	64	65	63	70	71	78	81	83	84	81	81
Sunday, 14 July 2019	**195**	81	82	82	84	84	83	83	82	81	92	86	79	73	78	79	78	80	79	78	82	86	91	91	88
Monday, 15 July 2019	**196**	91	93	94	96	98	98	97	86	72	65	62	60	67	61	56	58	58	66	73	77	83	89	91	91
Tuesday, 16 July 2019	**197**	94	94	96	97	97	98	95	89	78	75	65	60	60	58	54	52	60	64	70	76	81	84	85	88
Wednesday, 17 July 2019	**198**	89	91	89	92	94	94	92	89	79	73	68	69	68	63	82	70	64	71	72	84	85	88	87	93
Thursday, 18 July 2019	**199**	90	92	92	93	91	94	94	85	75	70	60	66	64	68	65	59	63	68	80	87	88	89	92	91
Friday, 19 July 2019	**200**	94	94	94	96	96	96	96	89	84	79	74	70	68	88	96	96	98	99	98	100	100	100	100	100
Saturday, 20 July 2019	**201**	100	100	100	100	100	100	100	98	87	86	85	85	84	99	100	100	94	97	97	99	100	100	100	100
Sunday, 21 July 2019	**202**	100	100	100	100	100	100	100	97	89	83	81	94	98	100	94	89	76	85	90	94	94	94	98	99
Monday, 22 July 2019	**203**	99	100	100	99	100	100	100	97	83	80	79	97	99	100	98	86	85	89	91	94	82	90	94	97
Tuesday, 23 July 2019	**204**	99	93	94	98	98	97	95	87	86	85	75	72	64	62	72	74	70	75	80	82	85	89	91	93
Wednesday, 24 July 2019	**205**	94	94	94	96	96	97	92	87	80	81	73	85	75	76	79	77	73	75	78	86	89	91	93	94
Thursday, 25 July 2019	**206**	96	97	98	98	99	98	100	87	83	76	67	79	62	74	65	63	65	70	78	81	82	86	88	91
Friday, 26 July 2019	**207**	94	94	96	96	98	99	96	86	78	79	69	74	66	68	68	63	67	68	74	77	80	84	84	79
Saturday, 27 July 2019	**208**	82	87	92	94	96	98	94	89	79	75	71	63	58	59	58	63	68	71	77	79	80	80	82	86
Sunday, 28 July 2019	**209**	88	88	92	91	86	92	94	83	77	98	92	86	77	77	76	86	85	86	85	90	91	86	87	96
Monday, 29 July 2019	**210**	94	97	97	94	97	98	100	100	92	88	84	75	72	64	69	71	78	97	97	93	92	90	89	92
Tuesday, 30 July 2019	**211**	92	91	95	93	92	93	90	87	84	85	96	82	71	65	66	67	74	72	75	80	81	82	80	78
Wednesday, 31 July 2019	**212**	90	89	87	87	83	92	100	99	93	93	87	93	100	100	100	97	98	100	98	98	97	93	96	97
Thursday, 1 August 2019	**213**	98	95	97	93	86	92	91	99	97	90	91	95	99	99	100	99	98	100	100	99	98	93	96	96
Friday, 2 August 2019	**214**	99	98	99	97	94	100	100	96	100	98	97	89	88	92	83	85	83	86	87	90	88	88	89	90
Saturday, 3 August 2019	**215**	90	90	89	91	97	95	98	100	100	100	96	95	92	95	90	89	90	90	90	90	92	92	96	97
Sunday, 4 August 2019	**216**	95	95	95	97	98	99	95	93	79	74	67	63	62	59	61	60	63	70	74	72	77	81	82	82
Monday, 5 August 2019	**217**	90	93	95	92	93	97	92	83	70	66	59	58	60	56	58	64	62	67	73	74	78	77	79	83
Tuesday, 6 August 2019	**218**	85	82	85	86	87	86	86	87	93	96	88	85	91	100	97	85	77	76	81	86	92	92	92	92
Wednesday, 7 August 2019	**219**	97	93	95	95	96	96	90	87	74	67	61	62	62	57	59	62	66	69	73	71	70	76	78	87
Thursday, 8 August 2019	**220**	89	91	92	94	93	95	94	86	83	70	67	70	70	70	70	68	64	68	72	79	81	92	95	98
Friday, 9 August 2019	**221**	96	96	96	98	98	99	99	93	84	82	72	68	62	61	57	56	58	64	70	76	81	81	77	76
Saturday, 10 August 2019	**222**	75	82	83	87	89	90	89	85	83	78	77	75	69	67	71	73	78	80	80	85	84	84	84	84
Sunday, 11 August 2019	**223**	83	85	85	84	84	85	85	83	79	77	73	67	65	63	67	72	76	78	82	82	83	84	85	87
Monday, 12 August 2019	**224**	86	85	84	86	85	87	88	85	81	76	72	67	62	61	61	61	71	69	79	83	86	87	88	87
Tuesday, 13 August 2019	**225**	85	84	83	85	85	87	86	85	74	72	69	66	64	59	61	61	69	73	78	81	81	81	82	82
Wednesday, 14 August 2019	**226**	84	86	89	90	87	86	85	86	81	81	78	68	66	62	60	68	74	76	75	79	83	84	82	84
Thursday, 15 August 2019	**227**	79	81	81	93	94	91	93	89	78	69	66	70	67	66	67	68	74	70	71	78	83	82	85	88
Friday, 16 August 2019	**228**	82	81	83	88	89	91	89	87	80	76	75	68	71	66	67	82	82	81	84	91	85	84	89	89
Saturday, 17 August 2019	**229**	92	93	93	94	94	94	94	93	88	72	72	79	74	75	78	98	99	99	100	96	98	97	95	98
Sunday, 18 August 2019	**230**	98	98	98	99	100	100	98	91	80	77	74	68	81	90	95	97	100	100	100	100	100	100	100	100
Monday, 19 August 2019	**231**	100	100	100	100	100	100	100	100	88	86	80	77	67	67	63	68	92	95	99	98	99	99	99	99
Tuesday, 20 August 2019	**232**	99	99	100	100	100	100	100	91	83	81	77	72	71	69	63	66	73	75	77	77	78	80	80	89
Wednesday, 21 August 2019	**233**	90	100	100	100	100	100	100	99	85	72	64	67	60	60	58	60	59	69	72	72	82	86	88	93
Thursday, 22 August 2019	**234**	92	93	91	92	95	97	93	92	82	70	64	59	63	61	63	65	69	73	77	82	83	88	90	92
Friday, 23 August 2019	**235**	94	95	95	95	94	96	97	99	94	86	97	83	92	81	77	98	95	92	99	100	100	100	100	100
Saturday, 24 August 2019	**236**	100	99	100	100	100	100	100	97	87	81	74	68	67	65	55	53	58	61	71	73	71	70	69	72
Sunday, 25 August 2019	**237**	93	98	100	100	100	100	100	100	100	89	89	89	96	97	96	93	100	100	100	100	100	100	100	100
Monday, 26 August 2019	**238**	100	99	98	98	99	100	100	98	97	96	98	100	96	99	98	93	100	100	100	100	100	100	100	100
Tuesday, 27 August 2019	**239**	100	100	100	100	100	100	100	100	99	98	93	84	75	74	71	67	72	78	84	87	91	97	99	99
Wednesday, 28 August 2019	**240**	100	100	100	100	100	100	100	94	86	80	72	70	62	59	64	62	66	71	76	80	82	84	80	84
Thursday, 29 August 2019	**241**	80	80	81	79	79	81	82	81	81	73	75	72	66	78	85	94	92	93	92	92	93	94	97	94
Friday, 30 August 2019	**242**	96	98	99	96	100	100	100	100	100	94	89	85	76	79	74	75	75	81	86	87	88	87	90	93
Saturday, 31 August 2019	**243**	96	97	99	93	99	100	100	100	100	99	93	84	78	75	70	86	87	90	99	99	100	98	99	94

RH (%)		Hour	Hour	Hour	Hour	Hour	Hour	Hour	Hour	Hour	Hour	Hour	Hour	Hour	Hour	Hour	Hour	Hour	Hour	Hour	Hour	Hour	Hour	Hour	Hour
		1	**2**	**3**	**4**	**5**	**6**	**7**	**8**	**9**	**10**	**11**	**12**	**13**	**14**	**15**	**16**	**17**	**18**	**19**	**20**	**21**	**22**	**23**	**24**
Sunday, 1 September 2019	**244**	92	92	90	90	92	93	93	86	84	82	77	92	73	68	74	76	89	87	87	100	99	97	98	99
Monday, 2 September 2019	**245**	96	100	100	100	100	98	100	100	100	99	86	83	91	99	99	93	94	92	93	97	97	96	93	95
Tuesday, 3 September 2019	**246**	95	96	96	95	96	96	91	86	85	82	72	80	83	73	69	73	73	77	80	82	86	83	97	98
Wednesday, 4 September 2019	**247**	100	100	100	100	100	100	99	98	96	98	100	87	90	80	78	81	85	85	91	92	91	92	95	91
Thursday, 5 September 2019	**248**	91	92	94	97	96	97	99	97	90	86	77	75	72	77	72	75	79	80	82	82	84	85	85	85
Friday, 6 September 2019	**249**	87	91	95	97	92	93	97	82	80	66	62	60	59	57	54	59	62	68	70	77	78	87	87	88
Saturday, 7 September 2019	**250**	93	95	97	97	97	97	97	90	79	73	66	63	60	55	61	71	78	78	80	84	88	89	91	93
Sunday, 8 September 2019	**251**	95	96	97	98	98	99	98	93	85	72	67	64	62	71	63	63	69	79	82	85	88	91	93	94
Monday, 9 September 2019	**252**	96	96	96	97	98	98	98	92	82	68	65	60	61	85	81	85	87	87	86	91	94	96	93	94
Tuesday, 10 September 2019	**253**	97	95	98	99	100	99	99	96	82	71	61	56	53	51	52	58	63	69	73	79	84	85	91	93
Wednesday, 11 September 2019	**254**	94	95	96	98	98	98	98	88	76	73	71	62	57	54	56	67	73	73	77	81	83	85	87	90
Thursday, 12 September 2019	**255**	91	93	94	95	95	95	93	89	77	70	62	59	62	57	60	71	70	72	76	72	74	77	81	81
Friday, 13 September 2019	**256**	81	87	91	92	94	95	94	89	78	78	73	66	69	71	68	73	72	75	78	78	81	82	82	85
Saturday, 14 September 2019	**257**	89	89	91	92	94	94	94	91	78	76	71	68	69	70	78	75	73	78	83	87	80	87	92	93
Sunday, 15 September 2019	**258**	91	91	92	92	95	97	93	87	82	82	73	64	62	56	54	63	70	73	79	81	85	87	87	89
Monday, 16 September 2019	**259**	90	89	95	100	100	100	100	99	96	86	72	64	62	59	76	75	76	80	87	89	92	100	100	100
Tuesday, 17 September 2019	**260**	100	100	100	100	100	100	100	94	87	75	68	66	66	95	85	83	98	99	100	100	100	100	100	100
Wednesday, 18 September 2019	**261**	100	100	100	100	100	100	100	100	93	74	69	69	58	57	55	56	59	76	79	82	80	80	82	86
Thursday, 19 September 2019	**262**	87	88	88	90	93	95	89	66	63	57	55	52	46	45	43	45	57	62	68	72	78	83	87	90
Friday, 20 September 2019	**263**	92	94	96	96	96	98	99	68	51	45	45	40	38	41	39	35	36	44	52	60	69	75	74	79
Saturday, 21 September 2019	**264**	84	86	89	87	90	87	89	75	51	41	40	38	42	41	39	43	45	48	57	63	68	64	71	45
Sunday, 22 September 2019	**265**	56	67	71	75	76	83	80	55	39	37	37	37	38	36	40	40	40	45	49	60	55	58	69	58
Monday, 23 September 2019	**266**	69	76	77	83	74	53	55	49	50	48	49	53	56	52	52	53	57	65	69	75	83	85	89	91
Tuesday, 24 September 2019	**267**	90	92	95	95	96	94	96	84	63	60	57	55	53	51	52	59	66	70	73	74	79	83	84	87
Wednesday, 25 September 2019	**268**	91	93	94	95	96	97	98	88	77	74	66	52	50	49	50	55	63	69	76	77	80	81	83	86
Thursday, 26 September 2019	**269**	89	92	96	96	96	98	97	92	80	73	67	63	53	55	54	62	78	69	73	76	81	81	81	88
Friday, 27 September 2019	**270**	91	93	95	96	97	98	99	91	79	76	67	62	53	49	47	47	65	72	81	83	84	87	91	91
Saturday, 28 September 2019	**271**	94	95	96	97	97	97	97	94	83	70	58	53	48	44	48	52	65	69	74	80	80	82	85	89
Sunday, 29 September 2019	**272**	91	93	95	96	97	97	98	93	81	75	59	53	53	48	48	48	56	69	77	84	85	88	89	91
Monday, 30 September 2019	**273**	92	93	95	97	97	96	97	93	74	56	50	49	41	40	41	44	47	57	63	66	74	76	78	81
Tuesday, 1 October 2019	**274**	82	84	88	88	89	89	89	88	63	60	55	49	47	41	43	42	48	53	63	70	77	79	81	82
Wednesday, 2 October 2019	**275**	82	83	88	88	90	92	94	88	71	68	59	56	51	46	47	48	59	69	78	82	87	88	90	93
Thursday, 3 October 2019	**276**	94	88	86	92	96	96	97	93	79	72	66	64	56	53	51	56	61	68	72	77	81	86	88	90
Friday, 4 October 2019	**277**	89	94	95	96	97	98	97	91	80	69	62	58	53	55	59	63	65	69	77	81	85	90	90	91
Saturday, 5 October 2019	**278**	95	96	96	98	97	97	98	94	82	75	61	53	43	52	59	61	63	67	73	80	80	75	76	80
Sunday, 6 October 2019	**279**	81	83	81	76	75	75	77	72	71	67	69	63	63	62	97	99	97	94	94	91	92	97	100	100
Monday, 7 October 2019	**280**	99	100	100	100	100	100	100	100	92	83	81	75	74	69	71	73	74	81	86	91	94	95	94	97
Tuesday, 8 October 2019	**281**	98	98	100	100	100	100	98	92	83	74	64	64	62	63	60	61	69	75	78	80	81	82	79	80
Wednesday, 9 October 2019	**282**	81	80	83	84	85	85	83	77	72	69	67	66	65	62	59	61	68	73	79	79	81	81	83	86
Thursday, 10 October 2019	**283**	88	89	91	92	95	94	89	84	81	75	69	61	60	66	73	88	80	84	90	92	93	95	95	97
Friday, 11 October 2019	**284**	98	98	99	98	98	99	100	97	87	78	70	67	63	66	62	63	65	69	76	79	85	89	87	92
Saturday, 12 October 2019	**285**	92	93	95	95	97	98	97	94	86	78	73	69	64	77	68	73	81	90	90	88	90	92	93	96
Sunday, 13 October 2019	**286**	95	96	96	91	100	100	100	100	100	95	86	83	79	72	73	74	80	79	83	99	100	100	100	99
Monday, 14 October 2019	**287**	100	99	96	98	100	100	100	97	86	83	78	74	72	74	78	73	75	77	76	77	78	76	76	74
Tuesday, 15 October 2019	**288**	75	75	78	78	79	81	85	85	85	74	63	59	55	56	54	57	60	64	71	73	79	89	95	98
Wednesday, 16 October 2019	**289**	90	81	76	84	73	70	69	63	59	55	54	53	52	50	49	53	60	67	71	71	73	83	87	89
Thursday, 17 October 2019	**290**	94	95	97	97	98	94	86	74	71	68	64	58	54	50	49	51	54	65	72	68	71	75	83	86
Friday, 18 October 2019	**291**	90	90	90	86	76	68	68	64	58	63	59	54	49	50	46	47	53	61	71	79	81	84	87	90
Saturday, 19 October 2019	**292**	93	93	94	95	94	81	74	69	63	61	58	56	53	48	53	54	64	70	78	84	84	83	84	89
Sunday, 20 October 2019	**293**	92	94	96	94	94	95	89	85	79	73	67	63	62	57	55	65	69	76	78	79	83	89	89	92
Monday, 21 October 2019	**294**	94	95	97	97	98	98	100	95	79	75	72	58	49	44	55	65	68	73	74	77	81	85	86	89
Tuesday, 22 October 2019	**295**	92	94	96	97	98	99	99	96	75	68	64	57	53	54	51	54	58	60	65	67	68	73	81	85
Wednesday, 23 October 2019	**296**	86	86	89	91	93	88	94	84	73	69	58	60	58	52	52	58	65	72	73	75	74	76	74	75
Thursday, 24 October 2019	**297**	76	83	82	80	80	81	84	78	71	63	54	53	52	49	55	59	65	70	73	78	77	74	75	77
Friday, 25 October 2019	**298**	79	82	87	82	77	80	84	76	71	67	62	62	57	53	56	58	62	72	74	79	80	80	81	83
Saturday, 26 October 2019	**299**	81	78	77	82	83	82	88	80	75	71	67	65	63	65	66	67	69	73	75	75	77	73	76	79
Sunday, 27 October 2019	**300**	75	80	79	79	78	80	81	81	76	76	69	68	64	61	58	63	67	76	81	85	80	82	83	83
Monday, 28 October 2019	**301**	90	93	95	94	93	93	93	91	87	80	77	70	73	71	69	71	74	76	74	76	74	68	68	69
Tuesday, 29 October 2019	**302**	67	69	70	72	73	69	70	67	63	62	60	57	58	59	60	57	60	67	77	84	81	88	90	88
Wednesday, 30 October 2019	**303**	79	81	74	63	61	60	67	54	53	51	52	51	49	47	47	50	51	55	57	61	60	65	73	62
Thursday, 31 October 2019	**304**	76	68	62	62	65	74	72	62	58	56	55	53	52	48	51	51	50	59	69	69	69	75	77	78

RH (%)		Hour	Hour	Hour	Hour	Hour	Hour	Hour	Hour	Hour	Hour	Hour	Hour	Hour	Hour	Hour	Hour	Hour	Hour	Hour	Hour	Hour	Hour	Hour	Hour
		1	**2**	**3**	**4**	**5**	**6**	**7**	**8**	**9**	**10**	**11**	**12**	**13**	**14**	**15**	**16**	**17**	**18**	**19**	**20**	**21**	**22**	**23**	**24**
Friday, 1 November 2019	**305**	80	85	85	90	89	83	87	80	71	63	63	61	58	57	54	56	64	72	76	82	83	85	86	86
Saturday, 2 November 2019	**306**	84	84	84	84	82	86	87	81	76	74	69	67	59	58	57	63	67	74	77	77	79	82	84	87
Sunday, 3 November 2019	**307**	88	94	96	97	97	99	99	98	82	73	61	56	49	45	42	41	43	59	68	72	77	46	49	48
Monday, 4 November 2019	**308**	52	56	55	52	53	50	51	51	50	47	45	44	41	38	35	37	36	37	38	53	60	54	42	45
Tuesday, 5 November 2019	**309**	46	44	46	48	55	61	61	56	53	49	45	43	40	39	36	38	38	47	61	72	78	83	85	89
Wednesday, 6 November 2019	**310**	91	90	90	92	95	95	89	69	72	69	59	53	47	41	41	45	57	61	66	76	73	80	85	88
Thursday, 7 November 2019	**311**	91	94	95	96	93	84	69	56	54	53	49	45	40	38	35	37	41	50	64	71	70	52	48	45
Friday, 8 November 2019	**312**	49	50	49	52	50	52	54	53	52	48	48	47	46	42	40	40	38	45	48	59	64	67	49	54
Saturday, 9 November 2019	**313**	57	70	58	61	59	62	62	61	57	55	52	47	47	40	40	48	52	65	69	74	79	86	89	92
Sunday, 10 November 2019	**314**	95	97	98	99	100	99	99	98	77	59	56	49	42	34	38	42	49	64	74	82	86	89	91	93
Monday, 11 November 2019	**315**	94	95	97	97	98	99	99	96	87	63	64	54	46	47	39	43	48	56	72	77	74	79	83	78
Tuesday, 12 November 2019	**316**	79	80	84	86	91	91	90	86	79	75	77	73	69	70	69	68	72	76	76	81	82	84	88	88
Wednesday, 13 November 2019	**317**	91	96	93	92	97	98	93	87	78	75	71	67	62	54	59	63	66	74	80	86	91	92	55	56
Thursday, 14 November 2019	**318**	57	57	57	58	61	61	63	63	61	59	58	54	54	49	57	57	62	67	73	74	79	83	88	89
Friday, 15 November 2019	**319**	93	95	97	89	85	88	92	81	77	69	66	63	56	53	56	60	65	69	69	72	69	72	77	80
Saturday, 16 November 2019	**320**	81	82	82	83	79	84	92	89	82	74	68	66	61	58	56	59	64	73	76	75	82	85	91	94
Sunday, 17 November 2019	**321**	95	96	99	99	100	100	100	92	86	77	73	69	62	51	50	50	64	73	79	88	91	93	94	96
Monday, 18 November 2019	**322**	97	98	99	100	100	100	100	100	89	79	61	57	50	49	50	53	57	58	55	57	59	58	60	62
Tuesday, 19 November 2019	**323**	66	68	66	69	69	70	71	70	67	63	60	57	56	53	57	58	59	61	63	72	72	72	63	64
Wednesday, 20 November 2019	**324**	66	72	70	67	65	65	66	66	65	63	60	59	52	48	49	48	56	65	69	76	80	77	84	90
Thursday, 21 November 2019	**325**	93	96	96	98	98	98	100	96	70	68	57	51	46	48	42	40	48	64	72	78	82	84	88	89
Friday, 22 November 2019	**326**	91	93	96	97	99	98	95	92	61	56	54	49	44	43	42	47	50	63	71	81	84	84	82	88
Saturday, 23 November 2019	**327**	94	95	97	98	96	97	97	98	86	80	71	63	56	49	47	55	69	79	83	89	92	95	94	97
Sunday, 24 November 2019	**328**	98	98	100	100	100	100	100	100	92	82	72	62	54	49	50	50	59	74	79	80	87	88	92	93
Monday, 25 November 2019	**329**	95	95	95	93	94	93	95	94	79	70	70	56	47	42	43	59	71	75	79	78	80	80	83	84
Tuesday, 26 November 2019	**330**	87	91	76	73	74	74	72	72	70	71	68	64	61	60	66	68	73	76	80	80	80	82	83	83
Wednesday, 27 November 2019	**331**	79	79	80	81	82	84	88	83	79	76	70	69	63	59	61	62	69	74	80	81	85	87	90	95
Thursday, 28 November 2019	**332**	97	72	67	66	66	66	65	64	62	59	56	52	50	47	48	47	49	51	54	56	56	58	61	60
Friday, 29 November 2019	**333**	63	64	66	66	69	69	68	68	66	64	63	60	60	55	56	57	58	65	68	71	74	75	80	79
Saturday, 30 November 2019	**334**	82	83	77	79	83	87	92	78	72	69	62	61	61	51	49	53	61	69	72	75	81	88	92	95
Sunday, 1 December 2019	**335**	96	97	98	100	100	100	100	100	84	70	63	57	51	48	49	45	51	62	72	66	58	63	63	64
Monday, 2 December 2019	**336**	65	69	69	70	67	70	65	62	61	56	55	54	51	48	48	47	47	47	45	42	43	41	41	42
Tuesday, 3 December 2019	**337**	45	48	50	50	49	50	49	48	48	44	41	38	36	34	30	32	31	38	51	61	56	48	50	51
Wednesday, 4 December 2019	**338**	57	58	51	50	47	47	50	50	42	41	38	31	30	27	27	26	32	37	51	50	40	35	32	31
Thursday, 5 December 2019	**339**	33	32	33	34	33	35	35	38	38	52	58	69	52	59	60	53	44	49	54	52	51	46	48	45
Friday, 6 December 2019	**340**	43	43	44	44	36	44	39	46	37	30	32	31	30	27	29	32	29	34	32	39	34	35	35	35
Saturday, 7 December 2019	**341**	40	42	47	43	42	44	47	45	45	43	35	30	30	28	25	27	31	31	48	57	65	68	67	46
Sunday, 8 December 2019	**342**	42	42	46	45	44	51	53	50	46	44	41	35	34	26	26	28	31	48	60	67	74	77	83	87
Monday, 9 December 2019	**343**	88	89	91	88	88	91	87	86	53	42	44	39	35	30	33	34	46	58	63	71	77	80	83	86
Tuesday, 10 December 2019	**344**	89	91	95	96	99	100	100	100	83	67	59	55	50	49	43	47	53	64	74	81	86	90	91	94
Wednesday, 11 December 2019	**345**	94	96	96	99	99	99	100	96	87	63	49	48	46	39	37	43	53	52	62	71	77	82	89	94
Thursday, 12 December 2019	**346**	94	95	89	85	95	98	100	98	74	44	42	51	55	51	56	58	61	64	73	80	81	82	80	81
Friday, 13 December 2019	**347**	77	78	78	79	78	80	83	80	79	77	69	63	59	54	56	56	63	69	76	77	81	83	87	93
Saturday, 14 December 2019	**348**	94	96	94	96	99	96	100	100	83	78	70	54	54	49	47	55	63	65	70	78	85	86	87	85
Sunday, 15 December 2019	**349**	90	84	89	89	92	87	87	83	83	80	82	80	78	77	77	76	78	79	81	83	81	82	81	82
Monday, 16 December 2019	**350**	79	79	79	79	79	78	77	80	80	78	72	70	66	61	65	69	72	72	71	72	73	77	76	79
Tuesday, 17 December 2019	**351**	80	82	81	80	81	85	87	78	78	69	70	65	66	60	59	65	70	74	71	70	71	74	77	79
Wednesday, 18 December 2019	**352**	84	90	95	96	96	94	94	92	85	77	74	67	63	60	66	62	70	79	80	88	86	90	91	90
Thursday, 19 December 2019	**353**	92	90	91	92	92	93	94	91	93	90	84	84	84	82	82	83	76	75	75	74	73	75	75	75
Friday, 20 December 2019	**354**	74	76	76	77	77	76	76	74	71	72	73	72	67	62	68	66	74	76	80	86	87	85	70	72
Saturday, 21 December 2019	**355**	74	75	92	94	90	89	89	86	86	83	79	75	74	74	72	75	76	78	82	83	88	85	88	88
Sunday, 22 December 2019	**356**	92	93	94	94	94	94	95	96	90	84	80	80	76	74	69	68	70	74	83	90	93	96	98	98
Monday, 23 December 2019	**357**	100	100	100	100	100	99	96	95	84	84	81	76	75	77	77	78	82	83	79	82	81	82	80	81
Tuesday, 24 December 2019	**358**	83	84	85	85	86	87	88	89	84	81	77	73	69	62	59	58	68	76	81	86	88	89	91	89
Wednesday, 25 December 2019	**359**	88	90	88	90	90	87	88	87	84	76	72	69	69	69	72	70	74	78	83	90	93	95	95	96
Thursday, 26 December 2019	**360**	95	95	97	97	97	98	99	100	87	75	70	64	61	60	58	57	59	62	65	67	67	65	66	68
Friday, 27 December 2019	**361**	66	66	69	69	69	71	71	68	65	61	59	54	52	50	48	48	51	55	68	77	79	83	83	63
Saturday, 28 December 2019	**362**	67	58	69	66	69	79	83	86	76	74	73	68	63	57	48	44	50	61	72	79	80	82	81	83
Sunday, 29 December 2019	**363**	85	84	83	85	86	86	83	81	85	95	100	100	99	100	94	99	100	100	100	100	100	100	100	100
Monday, 30 December 2019	**364**	100	100	100	100	100	100	100	100	100	96	85	88	83	82	86	84	85	88	92	92	92	91	91	91
Tuesday, 31 December 2019	**365**	91	90	90	90	92	93	95	92	93	97	93	93	92	89	78	86	86	86	88	86	85	88	87	86

Temp (°C)		Hour	Hour	Hour	Hour	Hour	Hour	Hour	Hour	Hour	Hour	Hour	Hour	Hour	Hour	Hour	Hour	Hour	Hour	Hour	Hour	Hour	Hour	Hour	Hour
		1	2	3	4	5	6	7	8	9	10	11	12	13	14	15	16	17	18	19	20	21	22	23	24
Tuesday, 1 January 2019	1	9.1	8.8	8.7	8.5	8.6	8.7	8.6	8.7	9.2	10.5	11.9	13.2	14.4	14.8	16.0	15.5	14.6	14.3	14.1	14.0	13.5	13.2	12.6	12.3
Wednesday, 2 January 2019	2	11.8	11.5	11.3	11.0	10.9	10.7	10.4	10.6	11.1	11.7	12.1	12.9	14.3	15.5	15.1	15.2	14.8	14.4	13.6	13.4	13.3	12.9	13.0	12.9
Thursday, 3 January 2019	3	12.4	12.1	12.3	12.1	12.0	11.9	11.9	11.9	12.2	12.8	12.6	12.9	13.1	13.5	13.9	14.0	13.9	13.5	13.2	13.2	13.2	13.3	13.6	14.0
Friday, 4 January 2019	4	14.3	14.9	15.0	14.4	14.2	14.1	14.3	14.8	15.9	18.3	19.5	19.8	19.9	20.2	20.2	20.5	20.2	19.5	18.9	18.5	18.2	18.1	17.9	17.8
Saturday, 5 January 2019	5	17.7	17.6	17.6	17.2	16.9	16.9	17.0	17.1	17.3	17.9	19.1	19.8	21.1	22.5	21.3	20.2	20.5	19.5	19.3	19.3	19.2	19.2	18.9	18.6
Sunday, 6 January 2019	6	17.9	17.9	17.4	16.8	16.5	16.2	16.1	15.5	15.9	16.3	17.1	16.9	16.9	17.1	17.8	18.1	17.6	17.2	16.8	16.1	15.8	15.8	15.8	15.8
Monday, 7 January 2019	7	15.8	16.0	16.9	17.1	17.1	16.9	16.9	17.0	17.4	18.5	18.6	18.9	19.7	19.4	19.8	20.2	19.9	19.0	18.7	18.5	18.3	18.1	18.2	18.1
Tuesday, 8 January 2019	8	18.0	17.9	17.8	17.8	17.8	17.9	17.9	18.0	18.4	18.8	19.1	19.8	19.9	20.4	20.4	20.1	19.9	19.2	18.8	18.4	18.1	17.9	17.7	17.6
Wednesday, 9 January 2019	9	17.1	16.9	16.7	16.4	16.1	15.9	15.7	15.8	15.5	16.8	18.3	18.9	20.1	20.5	19.6	20.1	19.4	18.3	17.5	17.4	17.4	17.5	17.4	17.4
Thursday, 10 January 2019	10	17.3	17.3	17.3	17.2	17.2	17.0	17.1	17.5	18.1	18.5	19.9	20.9	22.2	22.8	22.2	21.7	20.9	20.1	19.7	19.8	19.7	19.7	19.8	19.8
Friday, 11 January 2019	11	19.6	19.0	19.0	19.0	18.8	18.7	18.3	18.4	18.9	19.9	21.0	22.6	23.4	23.9	25.3	24.5	23.0	21.6	20.9	20.1	19.8	19.9	19.2	19.2
Saturday, 12 January 2019	12	18.9	18.3	17.8	18.4	18.6	18.9	19.1	19.1	19.8	21.0	22.4	22.6	23.2	23.5	23.3	23.6	23.4	21.9	20.9	19.9	18.9	18.3	18.5	19.3
Sunday, 13 January 2019	13	18.9	18.1	17.7	17.4	17.4	17.6	17.5	17.7	18.2	18.8	18.9	19.5	20.2	19.9	19.7	20.3	20.0	19.4	18.5	18.0	18.4	18.1	18.0	17.8
Monday, 14 January 2019	14	17.8	17.7	17.7	17.6	17.4	17.3	17.4	17.5	17.8	18.2	18.7	19.3	19.9	20.6	21.0	20.7	20.4	19.9	19.3	18.9	18.5	18.3	18.1	18.0
Tuesday, 15 January 2019	15	17.9	17.8	17.4	17.0	16.8	16.8	16.8	16.9	17.1	17.5	18.1	19.4	20.1	21.0	21.6	21.3	21.1	20.4	19.4	18.8	18.5	18.0	17.4	16.9
Wednesday, 16 January 2019	16	16.3	15.9	15.5	15.2	14.8	14.5	14.4	14.0	14.2	15.2	15.5	15.6	17.2	18.0	18.0	17.3	16.4	16.0	15.2	14.7	14.3	14.0	14.1	13.7
Thursday, 17 January 2019	17	13.7	13.4	12.8	12.7	12.4	12.2	12.3	12.2	12.5	13.7	15.0	16.2	17.8	20.0	20.3	20.2	19.3	18.0	17.0	16.3	15.4	14.9	14.1	13.5
Friday, 18 January 2019	18	13.4	13.6	13.2	12.8	12.1	12.5	12.2	12.1	13.3	15.0	16.2	16.9	17.6	17.8	18.1	18.0	17.8	17.7	17.5	17.2	17.1	16.7	16.6	16.3
Saturday, 19 January 2019	19	16.0	15.7	15.9	16.2	16.2	16.4	16.0	16.2	16.9	18.0	19.6	21.4	22.2	23.3	23.2	22.6	21.5	20.6	19.5	18.5	18.5	18.7	18.4	18.3
Sunday, 20 January 2019	20	17.9	17.5	17.7	18.2	17.8	18.0	17.4	17.8	18.5	19.5	21.0	22.3	23.4	24.7	25.3	25.3	23.4	22.5	21.8	21.1	20.9	20.1	19.2	18.5
Monday, 21 January 2019	21	17.3	16.6	15.9	15.3	14.9	14.6	14.5	14.0	13.9	14.8	16.2	16.7	17.8	19.1	19.5	20.1	19.5	18.0	17.0	16.0	15.8	15.2	14.6	14.2
Tuesday, 22 January 2019	22	13.4	12.4	12.0	11.6	11.2	11.0	10.9	10.9	11.7	12.8	14.0	15.2	16.5	18.0	18.5	18.6	18.2	16.9	15.0	12.9	11.8	11.1	10.4	10.7
Wednesday, 23 January 2019	23	9.9	9.4	8.9	8.3	7.9	7.7	7.4	8.0	11.8	13.8	15.3	17.1	18.3	20.6	21.9	21.5	20.3	17.8	15.5	14.0	13.0	12.2	11.6	11.2
Thursday, 24 January 2019	24	10.7	10.7	10.8	10.7	10.6	10.1	10.4	10.8	14.2	16.1	17.4	19.0	20.0	20.5	21.7	21.8	20.5	18.2	17.1	16.2	15.8	15.6	15.6	15.2
Friday, 25 January 2019	25	14.6	14.7	14.3	12.9	12.3	12.2	11.2	11.3	14.2	17.5	19.2	20.6	21.9	25.6	26.5	24.5	23.2	20.8	18.7	16.9	15.7	15.0	14.3	13.9
Saturday, 26 January 2019	26	13.4	12.9	12.6	12.5	12.3	11.9	11.6	12.0	16.4	18.2	19.2	20.1	20.9	22.5	23.1	23.7	21.2	19.4	18.0	17.1	16.6	16.3	15.9	15.8
Sunday, 27 January 2019	27	15.7	15.7	15.5	15.3	14.8	14.6	14.4	14.6	15.3	16.2	17.3	18.5	19.6	20.5	21.0	21.3	19.5	17.4	16.4	15.8	15.7	16.0	15.4	15.8
Monday, 28 January 2019	28	15.7	15.6	15.4	15.1	15.0	15.0	15.3	15.6	16.2	17.0	18.3	19.3	20.6	21.7	21.7	21.4	20.7	19.4	18.3	17.7	17.1	16.3	16.5	15.8
Tuesday, 29 January 2019	29	14.9	15.4	13.4	13.2	13.1	13.2	13.9	14.0	17.4	19.1	20.2	21.1	21.5	22.7	22.7	21.8	21.3	19.6	18.4	17.8	17.0	17.1	16.2	16.6
Wednesday, 30 January 2019	30	15.1	14.7	14.2	13.6	13.1	12.8	13.4	14.3	17.8	19.7	21.3	22.7	23.0	23.0	21.9	21.8	21.8	20.7	19.6	19.5	19.1	18.3	18.1	18.3
Thursday, 31 January 2019	31	18.4	18.0	18.0	17.3	17.1	16.5	16.5	16.9	18.8	20.6	22.7	23.6	24.0	24.3	27.3	26.7	25.6	23.7	22.0	20.8	20.4	20.0	20.8	20.6
Friday, 1 February 2019	32	19.7	19.0	18.2	17.2	16.4	16.1	15.4	15.3	15.3	15.5	15.8	16.6	16.7	16.8	17.1	17.5	17.7	17.3	16.9	16.7	16.7	16.8	16.7	16.8
Saturday, 2 February 2019	33	16.8	16.7	16.6	16.8	16.6	16.5	16.5	16.4	16.6	17.0	18.1	18.7	21.1	21.8	22.2	22.5	21.5	20.1	19.2	18.9	19.0	19.1	18.9	19.1
Sunday, 3 February 2019	34	19.1	19.2	19.1	18.9	18.8	18.7	18.5	18.2	20.0	21.5	22.9	24.3	24.7	24.8	26.6	26.7	27.6	25.2	23.0	21.8	21.0	19.9	18.9	18.2
Monday, 4 February 2019	35	17.7	17.4	17.1	16.7	16.5	16.6	16.6	17.2	18.4	20.9	22.9	24.1	25.4	25.7	25.8	24.4	23.9	21.5	20.7	20.0	19.2	19.3	18.9	18.4
Tuesday, 5 February 2019	36	18.8	18.3	17.9	17.7	17.7	17.9	17.9	18.1	18.9	19.6	20.6	21.3	22.4	24.1	23.0	22.8	23.1	21.7	21.4	20.8	20.4	20.2	20.4	20.1
Wednesday, 6 February 2019	37	19.9	19.4	19.7	20.0	19.5	18.7	18.1	19.6	20.7	22.2	23.4	24.7	26.4	27.6	27.4	27.0	25.9	23.4	22.4	22.4	22.1	21.4	21.5	21.6
Thursday, 7 February 2019	38	21.0	21.1	20.8	20.5	20.3	19.4	18.8	19.7	22.1	23.5	24.9	25.5	25.1	25.0	24.6	24.7	25.9	24.3	22.8	22.2	20.7	19.9	19.2	19.4
Friday, 8 February 2019	39	19.1	18.9	18.1	17.8	17.5	17.4	17.0	17.8	20.6	22.9	24.6	25.0	23.9	22.5	20.9	20.7	20.3	19.9	19.9	19.6	19.7	19.7	19.4	19.3
Saturday, 9 February 2019	40	19.2	18.9	18.9	18.9	18.7	18.8	18.7	18.8	19.1	19.7	19.9	20.3	21.2	21.2	21.4	21.2	20.7	20.1	20.1	19.9	19.4	19.1	18.4	18.1
Sunday, 10 February 2019	41	18.0	17.9	17.9	17.9	17.8	17.5	17.4	17.6	17.9	17.9	18.0	18.6	18.7	18.9	19.0	19.2	19.3	18.7	18.6	18.6	18.7	18.7	18.7	18.7
Monday, 11 February 2019	42	18.5	18.4	18.4	17.5	16.6	15.9	15.4	14.9	15.1	15.2	16.0	16.4	16.9	16.8	16.4	16.0	15.9	15.7	15.5	15.7	15.9	15.9	15.8	15.3
Tuesday, 12 February 2019	43	14.4	13.9	14.0	13.8	13.8	14.1	14.0	14.8	15.6	17.3	19.1	20.3	21.1	23.4	22.5	21.2	21.8	20.7	19.9	19.6	18.7	18.6	18.5	18.1
Wednesday, 13 February 2019	44	17.7	17.3	17.4	17.7	17.8	17.6	17.4	17.9	19.2	20.5	22.1	21.8	23.3	23.9	24.3	25.5	24.0	22.8	21.6	20.7	20.6	20.0	20.2	19.4
Thursday, 14 February 2019	45	19.2	19.0	18.7	18.3	18.6	18.6	18.7	18.9	20.0	21.1	22.0	23.2	24.4	25.5	24.6	24.7	23.2	21.7	20.6	20.1	19.9	19.9	19.6	18.7
Friday, 15 February 2019	46	18.9	18.8	18.8	19.2	19.1	19.0	19.1	19.1	19.5	20.2	21.1	21.9	22.3	22.4	22.8	24.1	23.4	22.0	21.3	21.2	21.0	20.1	19.9	19.6
Saturday, 16 February 2019	47	19.0	18.4	18.3	18.1	18.0	18.5	18.2	18.3	20.9	22.9	24.2	25.6	26.2	26.3	26.9	26.5	25.3	23.7	22.2	21.5	21.3	21.0	20.7	20.3
Sunday, 17 February 2019	48	20.0	19.7	19.5	19.2	18.9	18.9	18.7	18.6	18.4	19.3	19.1	19.4	19.8	19.6	21.2	20.2	20.0	19.1	18.6	18.3	18.2	18.2	18.0	17.6
Monday, 18 February 2019	49	17.7	17.6	17.2	17.3	17.4	17.2	16.7	16.5	16.3	16.7	17.2	17.6	17.2	16.8	16.6	17.0	17.0	17.2	17.1	17.1	16.8	17.2	17.6	17.9
Tuesday, 19 February 2019	50	17.8	17.5	17.5	17.5	17.4	17.6	17.9	17.9	18.2	18.9	19.1	20.3	22.7	24.3	23.7	23.1	22.5	21.8	21.4	21.0	20.8	20.7	20.8	20.9
Wednesday, 20 February 2019	51	21.0	21.1	20.6	20.4	20.6	20.6	20.8	21.2	21.7	22.9	24.3	25.5	26.0	25.8	26.4	25.6	24.8	23.9	23.4	22.9	22.6	22.2	21.8	21.3
Thursday, 21 February 2019	52	20.9	20.6	20.7	20.7	20.6	20.5	20.7	20.8	21.7	22.5	23.4	23.5	23.7	23.4	24.5	25.2	23.6	22.5	21.8	21.5	21.6	21.6	21.5	20.8
Friday, 22 February 2019	53	19.8	19.0	18.4	17.8	17.4	17.5	17.3	17.2	17.1	18.6	19.5	19.9	21.4	22.7	24.4	23.2	22.6	21.9	21.2	20.3	19.6	19.4	18.8	18.5
Saturday, 23 February 2019	54	17.8	17.2	17.6	18.3	18.4	18.1	17.9	17.9	18.2	18.1	18.7	18.4	18.0	17.9	18.0	17.8	16.0	14.6	14.5	13.5	13.0	12.6	12.7	12.9
Sunday, 24 February 2019	55	12.8	13.1	12.8	12.5	12.6	12.2	11.5	11.5	12.0	12.6	13.5	14.5	15.0	16.1	16.4	16.9	16.6	16.1	15.8	15.4	15.2	15.0	14.8	14.7
Monday, 25 February 2019	56	13.8	13.6	13.4	13.2	13.3	13.4	13.5	13.7	14.7	15.0	15.4	16.0	16.6	16.8	17.1	17.2	17.3	17.2	17.1	16.9	16.7	16.6	16.6	16.5
Tuesday, 26 February 2019	57	16.2	16.0	15.5	14.8	14.7	16.5	17.0	17.7	18.1	18.7	18.7	18.8	18.9	19.1	19.8	19.4	19.0	19.1	19.1	18.6	18.3	18.2	18.2	18.0
Wednesday, 27 February 2019	58	18.3	18.2	18.1	17.9	18.1	18.1	18.5	18.8	19.7	20.6	22.0	22.9	24.2	24.1	25.2	23.6	22.6	21.6	21.3	20.9	20.9	20.7	20.6	20.7
Thursday, 28 February 2019	59	20.6	20.4	20.3	19.8	19.7	19.9	19.9	20.6	21.2	22.7	24.4	25.5	25.6	27.7	28.3	28.1	25.8	25.1	23.3	22.5	22.0	21.5	21.2	20.9

Temp (°C)		Hour	Hour	Hour	Hour	Hour	Hour	Hour	Hour	Hour	Hour	Hour	Hour	Hour	Hour	Hour	Hour	Hour	Hour	Hour	Hour	Hour	Hour	Hour	Hour
		1	2	3	4	5	6	7	8	9	10	11	12	13	14	15	16	17	18	19	20	21	22	23	24
Friday, 1 March 2019	**60**	21.3	20.7	20.6	20.4	20.2	19.8	19.8	20.1	20.6	21.0	21.5	22.6	23.3	22.9	22.2	22.3	21.1	21.0	20.7	20.3	20.6	20.6	20.6	20.7
Saturday, 2 March 2019	**61**	20.4	19.8	19.9	19.8	19.9	20.0	19.9	19.9	20.3	21.3	21.7	23.2	23.7	25.4	24.7	23.9	23.2	22.5	21.8	21.5	21.4	21.3	21.1	21.3
Sunday, 3 March 2019	**62**	21.2	21.2	21.3	20.6	20.3	20.5	20.6	18.2	18.8	19.5	19.7	20.1	20.9	23.4	25.2	25.6	24.3	22.7	21.6	20.9	19.7	18.8	18.2	17.8
Monday, 4 March 2019	**63**	17.5	17.4	17.6	17.3	17.4	17.5	17.4	17.7	18.5	20.1	21.0	23.1	22.9	23.8	22.5	21.2	20.6	20.5	20.4	20.7	20.5	19.6	20.1	19.0
Tuesday, 5 March 2019	**64**	18.5	18.3	17.9	17.5	17.3	17.6	18.1	18.7	20.3	21.8	23.9	24.3	24.7	24.9	26.2	25.3	24.7	24.2	23.8	23.4	23.0	22.5	22.1	21.9
Wednesday, 6 March 2019	**65**	21.6	21.5	21.3	20.5	20.5	20.7	20.0	20.2	20.2	21.1	20.7	20.8	20.2	19.8	19.7	19.8	19.9	19.6	19.3	19.1	19.2	19.2	18.9	18.5
Thursday, 7 March 2019	**66**	18.3	17.7	17.1	16.2	16.1	15.6	15.3	15.4	15.0	14.9	15.9	16.0	15.7	15.9	16.3	15.6	15.6	15.6	15.5	15.6	15.4	15.6	14.9	14.6
Friday, 8 March 2019	**67**	14.6	14.6	14.6	14.4	14.3	14.4	14.8	15.2	15.6	15.9	16.3	16.5	16.5	16.2	16.2	16.2	16.4	16.6	16.4	16.5	16.4	16.3	16.2	16.3
Saturday, 9 March 2019	**68**	16.5	16.4	16.6	16.5	16.6	16.6	16.7	16.9	17.3	17.2	17.3	17.3	17.8	17.9	17.6	17.8	17.2	16.7	16.2	16.1	16.2	16.4	16.4	16.3
Sunday, 10 March 2019	**69**	16.3	16.2	16.0	16.0	16.0	16.0	15.9	16.3	15.2	15.6	16.4	16.0	15.5	15.7	15.9	15.9	15.5	15.7	15.6	15.9	16.0	16.0	15.8	15.6
Monday, 11 March 2019	**70**	15.5	15.1	13.8	13.7	13.7	13.8	13.9	14.3	15.1	16.1	17.5	18.4	19.7	21.8	23.2	23.1	22.4	20.7	19.4	17.9	16.8	15.9	16.7	15.1
Tuesday, 12 March 2019	**71**	14.6	14.3	13.8	13.5	13.2	13.0	13.1	14.6	16.9	19.9	21.1	22.1	23.9	24.6	26.1	25.0	23.5	21.9	20.3	19.9	19.5	18.6	16.9	16.4
Wednesday, 13 March 2019	**72**	18.0	17.1	17.2	16.2	16.6	16.5	17.9	18.7	20.3	21.5	23.1	24.0	24.1	24.3	22.9	22.6	22.5	21.8	21.2	21.0	20.6	20.6	20.5	20.6
Thursday, 14 March 2019	**73**	20.8	20.8	20.8	20.2	20.2	20.6	20.5	20.5	19.9	20.5	20.5	21.0	20.9	20.4	20.2	20.1	19.6	19.3	18.9	18.8	18.9	18.9	18.8	18.5
Friday, 15 March 2019	**74**	18.5	17.7	17.8	16.7	16.4	16.8	16.9	16.8	17.0	17.4	17.2	16.1	15.9	16.8	16.8	17.2	17.7	17.7	17.7	17.6	17.4	17.0	17.2	16.9
Saturday, 16 March 2019	**75**	16.8	16.6	16.5	16.2	16.4	16.5	16.2	18.1	19.3	20.7	21.6	21.6	21.6	22.1	22.6	21.7	21.1	20.6	20.3	20.1	20.1	20.0	20.0	20.0
Sunday, 17 March 2019	**76**	20.0	19.8	19.8	19.7	19.6	19.4	19.2	19.4	20.5	21.2	22.2	23.0	23.4	23.0	22.2	21.8	21.5	21.0	20.7	20.6	20.6	20.5	20.3	20.2
Monday, 18 March 2019	**77**	20.1	19.9	19.7	19.4	19.2	19.1	19.2	19.6	20.5	21.3	21.4	22.1	23.2	23.9	25.3	24.8	24.3	23.5	22.1	21.3	20.4	19.9	19.1	19.2
Tuesday, 19 March 2019	**78**	19.6	19.7	20.1	20.0	19.2	18.7	18.8	19.8	21.4	23.3	25.3	26.7	27.8	27.4	27.4	26.6	25.9	24.7	23.4	23.0	22.6	22.7	22.7	22.7
Wednesday, 20 March 2019	**79**	22.6	22.2	22.2	21.8	21.9	21.5	21.7	22.5	23.2	23.9	25.4	25.3	25.4	25.7	25.4	24.9	25.0	24.3	23.2	22.6	21.9	21.8	21.8	21.0
Thursday, 21 March 2019	**80**	20.7	20.8	20.5	20.1	20.1	20.1	19.8	20.9	23.4	25.4	26.7	27.2	27.8	29.2	29.1	28.5	27.5	26.4	25.3	25.0	25.0	24.8	24.5	24.3
Friday, 22 March 2019	**81**	23.6	23.3	22.6	22.5	22.5	21.9	21.9	22.9	25.1	26.1	26.0	25.2	25.6	27.2	27.7	27.4	27.0	26.2	25.7	25.2	24.6	24.6	24.3	22.4
Saturday, 23 March 2019	**82**	22.1	21.7	21.0	20.6	20.2	20.0	19.8	19.9	20.1	20.2	20.9	20.5	20.0	19.7	19.2	18.0	17.6	16.8	16.0	15.5	15.1	14.9	14.7	14.2
Sunday, 24 March 2019	**83**	13.9	13.7	13.7	13.7	13.5	13.6	13.5	13.6	14.2	14.7	15.6	16.1	16.9	17.4	17.2	17.1	17.3	17.3	17.2	17.2	17.2	17.0	17.0	16.9
Monday, 25 March 2019	**84**	17.3	17.6	17.7	17.4	17.5	17.4	17.1	16.6	16.5	17.2	18.6	19.1	19.3	20.0	20.9	21.4	21.3	21.2	20.6	20.3	19.9	19.4	19.5	19.7
Tuesday, 26 March 2019	**85**	19.4	19.3	19.3	19.3	19.4	19.5	19.7	20.7	21.7	22.8	24.3	25.3	24.9	23.4	23.5	23.0	21.8	21.5	21.4	21.0	20.6	20.1	20.1	20.3
Wednesday, 27 March 2019	**86**	20.2	19.9	19.8	19.8	20.2	20.0	20.1	20.8	21.2	22.3	22.7	23.9	24.5	24.4	25.7	25.9	25.3	24.2	23.2	22.5	22.3	21.9	21.6	21.6
Thursday, 28 March 2019	**87**	20.5	20.6	20.8	21.0	21.1	20.8	20.5	22.4	23.7	25.9	26.8	26.9	27.1	28.3	28.0	27.1	27.2	26.1	24.6	23.5	22.6	21.9	21.3	21.0
Friday, 29 March 2019	**88**	21.2	21.4	21.5	21.5	21.2	20.9	21.1	22.4	24.5	26.2	26.3	27.2	26.7	27.2	27.3	26.5	25.9	24.8	23.9	23.7	23.3	23.1	23.1	22.6
Saturday, 30 March 2019	**89**	22.2	21.6	21.5	22.0	21.7	21.8	21.4	21.9	22.8	23.4	23.1	22.9	22.9	23.2	23.6	23.4	23.2	22.9	22.5	22.2	22.3	22.3	22.5	22.3
Sunday, 31 March 2019	**90**	22.2	21.8	21.8	21.9	21.8	21.7	21.7	21.9	22.0	22.6	23.0	22.8	23.1	22.7	22.1	22.1	21.8	21.5	21.4	21.2	21.1	21.0	20.8	20.6
Monday, 1 April 2019	**91**	20.3	20.2	19.9	19.7	19.7	19.6	19.6	19.8	19.9	19.8	20.3	20.5	21.1	21.7	21.3	21.0	20.4	20.2	19.9	19.7	19.6	19.6	19.4	19.3
Tuesday, 2 April 2019	**92**	19.2	19.1	19.0	18.9	18.9	18.8	18.8	19.4	20.0	21.9	23.2	24.3	24.8	24.8	24.1	23.7	22.7	21.5	21.3	21.0	21.3	20.9	20.7	20.7
Wednesday, 3 April 2019	**93**	20.7	20.5	20.1	20.2	20.3	20.4	21.1	22.2	23.6	24.3	25.0	26.5	26.6	26.7	27.8	26.4	24.8	24.2	23.1	22.3	21.9	22.0	21.9	21.4
Thursday, 4 April 2019	**94**	21.0	20.8	20.6	20.4	20.2	20.0	20.2	20.7	20.6	21.2	21.7	23.1	23.9	24.8	24.6	24.7	24.3	23.4	22.4	21.9	21.4	21.2	21.2	20.7
Friday, 5 April 2019	**95**	20.8	20.5	19.8	19.8	19.8	20.0	20.3	21.4	22.9	23.7	25.4	25.4	26.7	28.1	29.0	28.4	27.7	26.8	25.5	24.3	23.7	23.0	22.2	21.5
Saturday, 6 April 2019	**96**	21.5	20.7	20.2	19.8	19.7	19.4	19.8	21.5	24.0	26.2	28.2	28.3	29.2	29.4	28.9	29.5	29.0	27.4	26.2	25.3	24.0	23.3	22.7	22.2
Sunday, 7 April 2019	**97**	21.7	21.3	21.0	20.8	20.5	20.4	20.6	22.4	24.8	26.0	26.4	27.1	28.1	28.2	28.7	28.6	28.6	27.7	26.4	25.3	24.4	23.4	22.9	22.6
Monday, 8 April 2019	**98**	22.2	21.9	21.9	22.4	22.2	22.0	22.6	24.0	25.4	27.4	26.9	27.8	30.0	29.6	30.4	30.2	29.0	27.4	26.6	26.2	25.7	25.7	25.7	25.6
Tuesday, 9 April 2019	**99**	24.8	25.0	25.2	25.3	25.1	24.9	25.0	25.9	26.6	27.8	28.4	28.8	29.6	30.4	28.9	29.7	29.0	27.6	26.5	25.9	25.5	24.9	24.8	24.5
Wednesday, 10 April 2019	**100**	24.3	23.5	23.3	22.7	22.4	22.2	22.8	24.2	25.4	26.1	27.7	28.6	30.4	31.3	30.1	29.5	29.7	28.8	27.5	26.7	25.9	25.5	24.8	24.3
Thursday, 11 April 2019	**101**	24.1	24.1	23.5	23.1	23.0	22.6	23.1	24.7	27.2	28.4	29.1	28.4	28.0	28.5	29.5	29.3	29.1	28.3	27.1	27.1	26.7	21.8	22.0	22.2
Friday, 12 April 2019	**102**	22.0	20.5	20.5	20.1	20.1	21.5	21.6	22.0	21.4	21.0	19.6	19.6	19.9	19.9	20.4	20.9	20.8	20.8	21.0	21.0	21.0	21.0	20.8	20.6
Saturday, 13 April 2019	**103**	20.4	20.4	20.5	20.3	20.5	20.3	20.3	20.8	21.0	21.0	21.2	21.2	21.2	21.3	21.2	21.3	21.2	21.4	21.3	21.7	22.0	22.2	22.3	22.4
Sunday, 14 April 2019	**104**	22.3	22.1	22.1	22.2	22.0	21.8	22.2	22.7	23.0	24.9	24.9	24.8	23.9	22.6	22.2	22.1	22.0	22.0	21.9	21.8	21.7	21.7	21.8	21.7
Monday, 15 April 2019	**105**	21.8	21.7	21.5	21.5	21.8	21.5	21.3	21.5	22.6	22.8	23.4	23.4	23.3	23.1	23.1	22.3	22.0	21.6	21.3	21.2	21.2	21.3	21.2	21.1
Tuesday, 16 April 2019	**106**	20.6	20.1	19.5	19.1	19.3	19.5	19.9	20.6	21.0	19.9	19.8	20.0	20.6	21.3	21.6	22.8	22.4	22.2	21.7	21.0	20.9	20.4	20.0	19.6
Wednesday, 17 April 2019	**107**	19.4	19.2	19.4	19.3	18.9	18.7	19.3	20.9	22.1	23.9	25.5	26.8	26.8	27.7	29.1	27.6	26.2	25.3	24.4	23.7	23.1	22.5	22.4	22.5
Thursday, 18 April 2019	**108**	22.5	22.6	22.7	22.7	22.6	22.7	23.0	23.6	24.3	24.8	25.1	24.3	24.2	23.7	23.9	23.9	23.7	23.4	23.4	22.9	22.7	22.7	22.8	23.3
Friday, 19 April 2019	**109**	23.2	22.9	22.9	22.9	23.1	23.2	23.1	23.4	25.1	26.6	27.9	27.4	23.8	21.1	21.0	20.8	20.6	20.7	20.6	20.7	21.1	21.1	21.4	21.5
Saturday, 20 April 2019	**110**	21.7	21.7	22.3	22.4	22.2	22.6	23.0	23.0	23.6	24.6	24.6	24.6	24.1	22.5	21.6	21.7	22.1	22.6	22.3	22.8	22.2	22.5	22.3	22.6
Sunday, 21 April 2019	**111**	22.6	22.7	22.7	22.8	22.8	22.9	23.1	24.0	24.8	26.7	27.8	28.3	28.8	29.0	28.5	28.5	28.2	27.5	27.2	26.8	26.5	26.8	26.2	25.5
Monday, 22 April 2019	**112**	25.4	25.3	24.9	24.5	24.5	24.6	25.0	26.0	27.4	28.4	28.7	29.9	29.6	30.7	31.1	30.6	29.6	28.8	27.8	26.9	26.0	25.2	24.7	23.9
Tuesday, 23 April 2019	**113**	24.0	23.7	23.6	23.6	23.5	23.3	23.8	25.8	27.1	28.3	28.3	30.0	31.0	31.4	31.1	31.0	30.5	29.4	28.1	27.1	26.9	26.2	25.8	25.3
Wednesday, 24 April 2019	**114**	24.9	24.6	24.1	23.8	23.4	23.4	24.6	26.8	27.9	29.0	29.9	30.4	30.8	31.6	31.8	31.4	30.7	29.3	27.9	27.2	26.8	26.7	26.4	26.2
Thursday, 25 April 2019	**115**	26.1	25.9	26.1	25.4	24.9	24.5	25.0	27.2	28.1	29.4	30.0	30.7	30.6	30.5	30.8	31.1	31.0	30.6	29.2	28.2	27.7	26.5	25.9	25.3
Friday, 26 April 2019	**116**	25.0	24.7	24.4	24.0	23.9	23.9	24.7	26.7	28.0	29.3	30.9	30.5	33.1	32.8	30.8	31.2	31.1	29.7	28.6	27.9	26.9	26.3	26.0	25.8
Saturday, 27 April 2019	**117**	25.3	24.9	25.2	23.3	23.7	24.5	24.6	24.9	25.6	26.4	26.2	26.0	25.7	25.6	25.0	24.9	21.5	21.6	21.6	21.5	21.5	23.3	23.4	23.2
Sunday, 28 April 2019	**118**	22.7	22.1	22.1	22.1	22.1	22.4	22.6	23.0	24.1	25.7	25.5	26.2	27.1	28.9	28.2	27.4	26.5	25.3	24.7	24.6	24.6	24.3	24.1	24.0
Monday, 29 April 2019	**119**	24.1	24.1	24.1	23.6	23.3	22.9	23.8	25.9	27.0	27.4	28.1	28.4	28.5	29.0	30.7	30.9	29.9	28.2	27.1	26.3	25.7	25.7	25.2	24.9
Tuesday, 30 April 2019	**120**	24.5	24.0	23.6	23.6	24.4	24.2	24.8	26.3	27.4	28.8	28.8	24.1	25.3	26.7	28.1	27.7	27.5	27.0	26.2	25.7	25.6	25.0	24.5	24.4

Temp (°C)		Hour	Hour	Hour	Hour	Hour	Hour	Hour	Hour	Hour	Hour	Hour	Hour	Hour	Hour	Hour	Hour	Hour	Hour	Hour	Hour	Hour	Hour	Hour	Hour
		1	2	3	4	5	6	7	8	9	10	11	12	13	14	15	16	17	18	19	20	21	22	23	24
Wednesday, 1 May 2019	**121**	24.7	24.1	24.0	24.5	24.4	24.0	23.9	24.6	22.9	22.9	23.8	24.8	26.0	26.2	27.3	26.9	26.2	25.3	24.8	24.3	24.0	23.8	23.2	22.5
Thursday, 2 May 2019	**122**	20.3	19.9	19.8	19.7	20.1	20.2	20.5	21.1	21.5	21.9	23.0	23.3	23.5	23.4	23.4	22.9	22.6	21.8	20.6	20.0	19.8	20.1	20.1	20.2
Friday, 3 May 2019	**123**	20.0	19.8	19.2	19.2	19.2	19.2	18.6	18.9	18.7	19.6	19.9	21.5	22.4	23.1	23.3	22.8	22.3	22.3	22.2	22.3	22.5	22.7	22.7	22.7
Saturday, 4 May 2019	**124**	22.8	22.7	22.6	22.5	22.5	22.3	22.4	22.6	23.1	23.2	23.3	22.8	22.1	21.2	21.9	21.9	21.8	20.6	20.3	19.8	19.6	19.9	19.9	19.6
Sunday, 5 May 2019	**125**	19.4	19.2	19.4	19.6	19.6	19.9	20.2	20.9	21.0	21.4	22.3	22.0	21.8	21.4	21.8	22.1	21.9	21.6	21.8	21.9	22.1	21.5	21.3	21.4
Monday, 6 May 2019	**126**	21.5	21.5	21.7	21.6	21.5	21.3	21.5	21.5	21.5	21.9	21.8	22.6	22.2	22.9	22.6	22.2	21.7	21.5	21.5	21.0	20.3	19.9	19.8	19.6
Tuesday, 7 May 2019	**127**	19.7	19.5	19.5	19.2	19.4	19.4	19.3	19.8	20.5	20.6	21.5	20.8	20.8	20.3	20.4	20.7	20.6	19.9	19.2	19.2	19.5	19.8	19.8	20.0
Wednesday, 8 May 2019	**128**	20.0	20.0	19.9	19.6	19.4	19.4	19.8	20.1	20.6	20.9	21.1	21.5	21.1	20.6	19.9	19.8	19.6	19.6	19.5	19.7	19.7	19.7	19.8	19.6
Thursday, 9 May 2019	**129**	19.5	19.5	19.2	19.2	19.1	19.0	19.3	19.8	20.2	20.7	21.4	22.1	23.2	24.3	26.0	25.9	25.6	25.3	24.4	23.9	23.5	23.4	23.4	23.4
Friday, 10 May 2019	**130**	23.0	22.7	22.6	22.5	22.3	22.0	22.4	23.2	24.0	25.8	27.3	26.7	26.2	27.3	26.1	28.0	27.4	25.7	24.5	23.9	23.8	23.4	23.0	22.9
Saturday, 11 May 2019	**131**	22.6	22.4	22.6	22.1	22.1	21.9	22.7	24.3	26.2	27.6	29.4	30.0	28.6	29.4	30.2	29.6	28.7	27.4	26.2	25.4	24.7	24.3	24.0	23.7
Sunday, 12 May 2019	**132**	22.9	22.0	21.9	22.5	22.5	22.3	22.8	24.5	25.9	26.7	27.6	28.6	29.0	29.2	30.7	29.4	28.5	27.3	26.7	26.1	25.7	25.3	25.2	25.0
Monday, 13 May 2019	**133**	24.6	24.7	24.6	24.6	24.3	24.2	24.0	24.0	24.8	26.0	26.7	27.6	27.3	27.5	27.5	27.1	26.6	26.0	25.4	25.1	25.0	25.0	25.2	24.9
Tuesday, 14 May 2019	**134**	24.8	24.9	24.7	24.3	24.5	24.7	25.1	26.8	27.9	28.4	30.4	29.1	31.1	30.6	31.4	32.8	31.8	30.5	29.0	27.9	27.1	26.7	26.0	25.6
Wednesday, 15 May 2019	**135**	25.2	24.8	24.8	24.9	24.9	24.6	25.5	27.5	28.2	29.9	30.6	30.7	32.0	31.4	29.6	30.1	29.3	29.2	28.8	28.2	28.0	28.6	27.7	27.1
Thursday, 16 May 2019	**136**	27.1	27.0	26.7	26.3	26.1	25.6	26.7	28.3	29.7	30.0	30.9	32.0	32.6	32.3	32.3	31.0	31.6	30.0	29.1	28.8	28.5	28.4	28.2	27.6
Friday, 17 May 2019	**137**	27.6	27.6	27.3	27.4	27.2	27.1	27.7	28.9	29.7	30.2	31.7	31.4	31.4	31.8	32.4	31.8	31.2	30.4	29.4	29.0	29.0	29.0	29.0	29.0
Saturday, 18 May 2019	**138**	28.8	28.5	28.4	27.8	27.6	27.7	28.0	29.6	30.2	31.4	31.1	32.4	33.7	34.1	34.1	32.5	31.4	30.7	29.7	29.5	29.4	29.4	29.4	29.2
Sunday, 19 May 2019	**139**	29.2	29.1	29.0	28.8	28.6	28.6	29.1	29.6	29.9	31.6	32.0	33.3	33.7	33.7	32.7	33.0	31.8	30.4	29.7	29.4	29.4	29.5	29.2	29.0
Monday, 20 May 2019	**140**	29.0	28.8	28.5	27.9	27.6	27.4	28.0	29.0	29.7	30.5	31.5	32.4	32.8	25.6	25.9	27.1	27.9	27.8	27.1	27.1	27.2	25.7	24.6	24.3
Tuesday, 21 May 2019	**141**	24.0	24.2	23.9	23.9	23.9	23.8	23.8	24.5	24.9	25.8	25.6	25.9	25.7	25.9	27.3	25.9	25.9	24.9	24.8	24.6	24.1	22.0	21.8	22.0
Wednesday, 22 May 2019	**142**	21.9	22.2	22.6	22.8	22.8	22.8	22.7	24.2	25.4	27.2	28.0	30.0	28.9	28.7	29.8	28.9	28.1	27.5	26.7	26.3	25.7	25.5	25.3	25.3
Thursday, 23 May 2019	**143**	25.4	25.2	24.9	25.3	25.4	25.4	25.7	26.6	26.7	26.5	27.2	27.3	28.1	26.6	26.4	26.3	26.1	25.6	25.5	25.3	25.0	24.8	24.5	24.6
Friday, 24 May 2019	**144**	24.3	24.3	24.1	24.1	24.2	24.2	24.2	24.5	24.5	25.4	25.7	25.7	26.2	26.2	25.8	25.4	25.3	25.2	24.9	25.0	25.0	25.0	25.1	25.1
Saturday, 25 May 2019	**145**	25.3	25.5	25.5	25.3	25.2	25.0	25.6	26.0	26.4	26.9	27.3	28.3	28.5	29.9	29.0	28.5	28.5	27.8	27.2	26.9	26.7	26.5	26.5	26.6
Sunday, 26 May 2019	**146**	26.7	25.9	25.3	25.1	25.0	25.0	25.4	26.6	28.2	28.3	25.6	24.1	24.6	24.7	26.1	27.6	27.6	26.8	26.0	25.9	25.9	25.7	25.8	25.7
Monday, 27 May 2019	**147**	25.7	25.5	25.3	25.3	24.8	24.3	24.3	24.6	24.9	25.4	25.1	24.5	24.8	25.5	26.0	26.2	26.5	26.4	26.0	25.7	25.5	25.2	25.4	25.3
Tuesday, 28 May 2019	**148**	24.9	24.9	24.5	24.7	24.8	25.0	25.6	25.9	24.1	24.1	23.6	24.2	24.8	25.1	25.8	26.7	26.9	26.9	26.3	25.8	25.5	25.3	25.2	25.0
Wednesday, 29 May 2019	**149**	24.8	24.9	24.9	24.8	24.9	24.9	24.9	25.2	25.4	25.8	25.5	25.9	25.2	25.3	24.4	24.5	24.2	23.9	23.9	23.8	23.9	23.9	23.7	23.7
Thursday, 30 May 2019	**150**	23.7	23.5	23.4	23.4	23.5	23.4	23.7	23.9	23.8	23.9	24.3	24.4	26.0	26.1	26.7	26.2	25.0	24.3	23.9	24.1	24.1	24.3	24.4	24.6
Friday, 31 May 2019	**151**	24.6	24.3	24.3	24.3	24.3	24.4	24.7	25.4	26.3	25.7	26.3	27.6	27.3	25.9	25.0	25.4	25.5	25.4	25.2	24.6	24.6	24.6	24.5	24.2
Saturday, 1 June 2019	**152**	24.2	24.3	24.3	24.3	24.2	24.0	24.2	24.7	26.2	27.3	28.3	29.4	29.5	30.3	31.0	29.4	28.5	28.4	28.0	27.6	27.4	27.3	24.4	24.3
Sunday, 2 June 2019	**153**	24.3	24.0	24.1	24.0	23.9	23.8	24.6	25.2	26.2	27.9	29.2	29.6	30.9	31.2	29.7	26.6	25.9	25.3	25.1	24.9	24.9	24.9	24.8	24.6
Monday, 3 June 2019	**154**	24.5	24.3	24.5	24.6	24.6	24.5	24.5	24.6	25.0	26.4	27.3	28.6	29.5	30.4	31.2	30.6	31.1	30.1	28.8	27.7	26.9	26.9	26.2	25.7
Tuesday, 4 June 2019	**155**	25.7	25.6	25.6	25.5	25.3	25.2	25.2	26.6	28.8	29.9	30.9	31.6	32.1	31.2	27.7	27.2	27.0	26.7	26.4	25.4	25.3	25.7	25.8	25.7
Wednesday, 5 June 2019	**156**	25.9	25.6	25.4	25.3	24.9	24.8	25.5	27.9	30.0	31.3	32.3	32.5	32.6	32.9	32.8	30.7	30.3	29.8	29.2	28.3	27.8	27.1	26.9	26.3
Thursday, 6 June 2019	**157**	26.0	25.6	25.4	25.5	25.6	25.9	26.9	29.4	30.4	31.8	32.8	32.8	33.4	33.9	33.8	33.1	31.7	30.6	30.0	29.3	28.8	28.5	28.0	27.7
Friday, 7 June 2019	**158**	27.4	27.7	27.0	26.7	26.7	26.5	27.1	29.2	30.0	31.4	31.6	32.8	33.5	34.4	33.8	32.5	31.9	31.5	30.1	29.4	28.7	28.6	28.4	28.2
Saturday, 8 June 2019	**159**	28.2	27.7	27.4	27.4	27.3	26.7	28.1	29.2	30.3	31.1	32.3	32.6	33.1	33.7	33.8	32.1	32.3	31.1	30.0	29.3	29.0	29.0	29.2	29.2
Sunday, 9 June 2019	**160**	29.0	28.8	28.3	27.3	27.6	26.8	28.8	29.8	30.3	30.7	32.0	32.8	32.8	33.5	32.8	32.4	31.4	31.0	30.2	29.6	29.4	29.4	29.5	29.4
Monday, 10 June 2019	**161**	29.1	29.0	28.5	28.2	27.9	28.1	28.6	29.9	30.3	31.5	32.3	31.8	31.5	31.4	30.9	30.6	30.1	24.5	23.9	23.8	24.1	24.2	24.3	24.4
Tuesday, 11 June 2019	**162**	24.6	24.6	24.6	24.7	25.2	24.8	25.1	25.4	26.2	26.7	25.0	25.0	25.7	26.4	27.9	28.7	28.1	24.3	24.3	24.2	24.3	24.2	24.3	24.4
Wednesday, 12 June 2019	**163**	24.4	24.5	24.4	24.4	24.4	24.7	25.2	27.0	27.9	28.1	29.1	29.8	29.9	28.7	29.9	27.8	26.9	26.5	26.2	25.7	25.6	25.5	25.4	25.3
Thursday, 13 June 2019	**164**	25.3	25.0	25.0	25.0	24.9	25.2	25.6	26.8	26.7	25.8	26.8	27.9	29.5	31.1	30.6	26.6	26.7	26.7	27.0	26.3	26.4	26.2	25.7	25.6
Friday, 14 June 2019	**165**	25.1	24.8	25.0	24.9	24.7	24.4	24.5	26.3	27.6	28.7	30.3	31.1	32.2	33.5	31.6	32.1	32.0	32.0	30.1	28.7	28.3	27.2	26.2	25.3
Saturday, 15 June 2019	**166**	25.0	25.3	24.6	24.3	23.3	22.7	24.1	26.8	28.7	29.8	31.3	32.0	33.3	32.6	31.1	30.9	29.6	29.0	27.8	27.4	27.2	27.1	27.0	26.9
Sunday, 16 June 2019	**167**	26.7	26.7	26.4	26.3	26.2	26.0	26.4	27.1	27.2	28.2	29.4	29.0	29.9	30.3	30.1	29.9	28.7	28.3	27.4	27.1	26.9	27.0	26.9	26.9
Monday, 17 June 2019	**168**	26.9	26.8	26.6	26.2	26.1	26.2	26.1	26.9	27.1	28.6	29.0	29.3	27.7	27.1	27.4	27.4	27.2	27.5	26.8	26.6	26.6	26.7	26.5	26.7
Tuesday, 18 June 2019	**169**	26.5	26.4	26.1	25.7	25.7	25.7	26.4	29.3	30.9	28.5	30.0	31.4	32.6	30.4	30.4	30.2	30.1	29.5	28.9	28.1	27.3	27.1	27.1	26.8
Wednesday, 19 June 2019	**170**	26.6	26.5	26.2	26.2	25.9	25.8	26.4	26.7	27.5	28.8	30.2	29.5	31.5	30.5	31.2	31.6	31.2	30.5	29.4	28.7	28.2	28.3	27.8	27.2
Thursday, 20 June 2019	**171**	26.7	26.3	26.2	26.1	25.9	25.9	27.5	29.8	30.6	30.9	32.0	31.4	33.2	32.7	33.5	33.2	32.3	31.4	30.2	29.5	29.2	28.9	28.6	29.0
Friday, 21 June 2019	**172**	29.2	28.8	29.0	29.0	28.1	26.8	28.0	29.1	30.9	31.6	32.2	32.8	33.5	33.8	34.2	33.8	32.5	31.5	30.8	30.2	30.0	29.8	29.6	29.5
Saturday, 22 June 2019	**173**	29.2	28.8	28.8	28.7	28.2	28.2	28.7	30.0	31.0	31.9	32.3	32.9	33.9	33.9	33.5	33.6	32.9	31.9	30.5	30.0	29.9	29.6	29.5	29.4
Sunday, 23 June 2019	**174**	29.0	28.7	28.7	28.3	28.6	29.0	29.3	29.8	30.3	30.7	31.0	31.4	31.6	31.8	31.9	31.5	30.9	30.6	30.2	29.6	29.2	29.5	29.4	29.3
Monday, 24 June 2019	**175**	29.2	29.2	28.6	28.3	28.1	28.4	29.0	29.9	30.9	31.0	29.3	29.2	28.7	28.2	27.8	27.9	27.9	26.3	25.7	25.6	25.5	25.5	24.1	24.0
Tuesday, 25 June 2019	**176**	23.8	23.9	24.0	23.9	24.0	24.1	24.5	25.6	27.1	28.3	29.6	30.0	30.0	29.9	30.7	26.9	27.9	26.8	26.5	26.0	26.0	26.0	26.0	25.9
Wednesday, 26 June 2019	**177**	25.7	25.7	25.4	25.4	25.6	25.6	25.7	25.8	26.4	28.0	28.8	28.8	28.5	28.1	29.9	30.9	31.8	30.9	29.3	28.5	27.7	27.3	26.9	26.6
Thursday, 27 June 2019	**178**	26.5	26.1	25.9	25.9	25.7	25.7	26.8	28.7	30.5	31.8	32.7	31.2	31.8	30.9	30.8	32.3	32.2	31.0	30.0	29.5	28.8	28.3	28.1	27.6
Friday, 28 June 2019	**179**	28.0	27.8	28.0	27.4	26.9	26.5	27.8	29.5	30.3	31.5	28.1	29.4	30.6	29.6	30.0	30.3	32.3	31.8	30.5	29.5	29.2	29.1	28.3	28.6
Saturday, 29 June 2019	**180**	28.0	27.7	28.3	27.6	27.4	27.2	27.9	29.6	30.9	30.0	29.9	30.0	31.8	32.6	33.2	33.2	34.1	32.2	30.9	30.1	29.0	28.7	28.3	28.1
Sunday, 30 June 2019	**181**	27.9	27.9	27.7	27.4	26.1	26.1	27.4	29.0	30.9	32.1	32.1	31.2	30.8	32.9	28.3	30.0	30.0	29.9	29.6	29.4	28.7	28.1	27.9	27.8

Temp (°C)		Hour	Hour	Hour	Hour	Hour	Hour	Hour	Hour	Hour	Hour	Hour	Hour	Hour	Hour	Hour	Hour	Hour	Hour	Hour	Hour	Hour	Hour	Hour	Hour
		1	2	3	4	5	6	7	8	9	10	11	12	13	14	15	16	17	18	19	20	21	22	23	24
Monday, 1 July 2019	**182**	27.5	27.6	27.7	27.6	27.3	27.5	27.7	28.6	29.3	30.8	31.9	32.8	32.8	33.3	33.7	33.1	32.7	32.0	30.8	30.3	29.7	29.8	29.2	28.8
Tuesday, 2 July 2019	**183**	28.6	28.2	28.1	28.1	27.9	27.9	29.2	29.9	30.4	31.4	30.9	30.7	31.8	31.4	31.0	30.2	28.7	28.3	28.1	27.9	27.7	27.4	26.3	25.5
Wednesday, 3 July 2019	**184**	25.3	25.2	25.1	25.2	25.3	25.3	25.0	25.5	26.0	26.4	26.6	26.5	26.4	27.4	26.9	26.0	25.5	25.5	25.7	25.6	25.7	26.2	26.0	26.8
Thursday, 4 July 2019	**185**	26.2	25.5	25.5	25.5	25.3	25.6	26.2	27.2	28.1	28.6	29.5	30.1	32.2	29.4	32.7	33.0	31.5	28.0	28.1	27.8	27.9	27.1	27.1	26.5
Friday, 5 July 2019	**186**	26.7	27.4	27.6	26.9	26.7	25.7	25.9	27.1	27.4	26.2	29.7	31.4	32.3	33.0	33.3	32.4	31.4	30.3	29.4	29.0	28.8	28.1	27.8	27.4
Saturday, 6 July 2019	**187**	27.5	27.9	27.9	27.8	27.8	27.2	27.3	27.8	29.7	30.4	30.6	31.6	32.0	32.4	32.2	31.9	31.3	30.6	29.7	29.3	29.0	29.0	29.0	29.0
Sunday, 7 July 2019	**188**	28.8	29.0	28.9	28.6	28.7	27.9	27.9	28.7	29.5	29.9	27.1	30.4	30.9	31.0	30.9	30.5	30.5	29.9	29.3	29.0	29.1	29.2	29.0	29.0
Monday, 8 July 2019	**189**	28.9	28.8	28.9	28.8	28.6	28.3	28.9	29.5	30.1	30.9	30.6	32.2	32.5	31.9	33.1	32.2	31.8	30.7	29.7	29.4	29.4	29.0	29.1	29.2
Tuesday, 9 July 2019	**190**	27.8	28.2	28.5	28.3	28.7	28.7	28.9	29.4	29.6	30.3	30.5	31.9	32.2	32.4	32.3	31.4	30.9	30.2	29.9	29.4	29.3	29.1	29.2	29.2
Wednesday, 10 July 2019	**191**	29.0	28.7	28.7	28.6	28.6	28.9	29.1	29.1	29.5	30.0	29.5	30.9	26.7	26.8	25.8	25.9	26.5	26.8	26.5	26.3	26.2	25.8	25.5	25.5
Thursday, 11 July 2019	**192**	25.5	25.5	25.4	25.5	25.3	25.7	26.1	26.9	27.9	29.1	30.4	31.1	31.6	31.4	31.1	30.8	30.1	29.5	26.2	26.2	26.4	26.6	26.6	26.7
Friday, 12 July 2019	**193**	26.6	26.3	26.1	26.6	26.5	26.5	27.6	28.9	30.1	31.1	32.1	31.9	32.4	32.8	32.2	32.0	31.2	30.7	29.9	29.6	29.1	29.0	28.9	29.0
Saturday, 13 July 2019	**194**	28.6	28.8	28.8	28.8	28.7	28.5	28.6	29.6	30.4	30.5	32.1	32.2	32.7	32.9	33.0	32.4	31.2	30.9	29.9	29.5	29.2	29.0	29.1	29.2
Sunday, 14 July 2019	**195**	29.1	29.0	28.9	28.8	28.6	28.7	28.9	29.4	30.2	29.0	30.0	30.8	32.1	31.4	30.7	31.2	31.0	30.4	30.0	29.5	29.0	28.1	28.1	28.2
Monday, 15 July 2019	**196**	27.5	27.3	27.0	26.8	26.2	26.3	26.9	28.8	30.8	31.9	33.2	33.7	33.0	33.8	34.5	34.2	33.1	31.8	30.5	29.9	29.1	28.1	27.5	27.1
Tuesday, 16 July 2019	**197**	26.7	26.6	26.2	26.0	25.9	25.7	26.8	28.2	30.1	31.1	32.6	33.9	33.8	34.0	34.5	35.0	33.4	32.9	31.6	30.3	29.3	28.5	28.2	27.7
Wednesday, 17 July 2019	**198**	27.3	27.1	27.2	26.9	26.5	26.5	27.1	28.9	30.7	31.9	33.1	33.2	33.6	34.7	32.7	33.5	33.8	33.2	32.3	30.8	30.1	29.7	29.7	29.2
Thursday, 18 July 2019	**199**	28.9	28.7	28.5	28.4	28.3	28.0	28.5	30.0	31.9	32.8	34.8	34.9	35.2	34.2	33.7	34.9	33.8	30.9	27.3	26.9	27.1	27.2	27.2	27.3
Friday, 19 July 2019	**200**	27.2	27.1	26.9	26.9	26.9	26.8	27.3	29.0	30.2	31.3	32.2	33.7	33.0	27.4	26.9	26.9	27.1	27.3	26.2	25.6	25.7	26.0	26.1	26.3
Saturday, 20 July 2019	**201**	26.2	26.2	26.2	26.2	26.2	26.1	26.6	28.1	29.7	29.8	30.0	30.0	27.7	26.1	26.0	26.5	25.6	25.9	25.8	25.7	25.6	25.6	25.4	25.4
Sunday, 21 July 2019	**202**	25.3	25.3	25.4	25.5	25.4	25.4	26.0	27.2	28.6	29.9	30.6	27.9	26.3	26.3	28.1	29.3	30.9	29.9	28.2	27.9	27.6	27.4	26.9	26.5
Monday, 22 July 2019	**203**	26.3	25.9	25.7	25.8	25.8	25.8	26.2	27.3	29.4	30.0	30.4	25.4	25.0	25.0	25.8	28.3	29.2	28.4	27.5	27.0	27.3	26.2	25.5	25.2
Tuesday, 23 July 2019	**204**	25.2	25.9	26.0	25.7	25.6	25.4	26.0	27.9	28.0	28.8	31.4	32.1	32.4	34.0	32.2	31.5	32.2	30.8	29.7	29.1	28.7	28.2	27.9	27.8
Wednesday, 24 July 2019	**205**	27.5	27.4	27.2	26.8	26.7	26.4	27.5	28.7	30.2	30.2	31.7	28.6	31.8	32.6	30.5	31.3	31.5	31.0	30.3	29.0	28.4	28.1	27.4	27.2
Thursday, 25 July 2019	**206**	26.9	26.6	26.5	26.2	26.0	26.1	26.2	29.0	29.7	30.4	32.2	30.9	32.5	31.1	33.6	33.4	33.1	31.6	30.2	29.4	29.2	28.7	28.2	27.6
Friday, 26 July 2019	**207**	27.1	27.1	26.7	26.7	26.4	26.2	27.1	28.8	30.6	30.4	32.5	31.6	32.5	32.7	32.7	33.4	33.0	32.0	31.0	30.3	29.6	28.8	28.6	29.5
Saturday, 27 July 2019	**208**	29.0	28.4	27.7	27.3	26.9	26.5	27.3	28.8	29.9	31.0	32.0	33.2	33.7	34.4	34.8	33.5	32.5	31.8	31.0	30.4	30.1	29.7	29.1	28.3
Sunday, 28 July 2019	**209**	28.1	28.0	27.4	27.6	28.5	27.7	27.8	29.7	29.3	26.0	27.0	29.0	31.0	29.2	31.0	27.1	27.5	27.9	27.5	26.7	26.5	27.4	27.3	26.2
Monday, 29 July 2019	**210**	26.6	26.3	26.4	26.5	26.3	26.6	25.5	25.6	27.4	27.9	29.6	31.8	30.9	33.4	31.0	30.4	29.9	26.1	26.2	26.4	26.6	26.8	27.1	26.9
Tuesday, 30 July 2019	**211**	27.1	27.1	26.6	26.7	27.1	27.1	27.5	28.0	28.6	28.6	27.4	29.4	30.9	31.6	31.7	31.2	30.3	30.0	29.3	28.8	28.4	28.4	28.4	28.5
Wednesday, 31 July 2019	**212**	27.1	27.1	26.9	26.9	27.3	26.4	24.4	25.0	26.1	26.2	26.9	26.0	25.1	24.8	24.5	25.4	24.8	24.4	25.0	25.0	24.8	25.6	25.4	25.2
Thursday, 1 August 2019	**213**	24.1	25.5	25.2	25.7	26.7	26.4	26.5	25.7	25.2	26.8	26.4	25.7	25.2	25.1	24.9	25.1	25.5	25.1	25.3	25.9	25.7	26.6	26.2	25.4
Friday, 2 August 2019	**214**	25.2	25.7	25.7	25.9	26.1	25.3	25.6	25.0	24.8	25.3	25.8	27.2	27.3	26.9	28.1	28.1	28.0	27.3	27.1	26.8	26.6	26.6	26.6	26.5
Saturday, 3 August 2019	**215**	26.5	26.4	26.4	26.2	25.5	25.7	25.6	25.0	24.8	24.9	26.3	26.5	26.4	25.8	26.2	26.7	26.7	26.7	26.4	26.3	26.2	26.2	26.1	26.0
Sunday, 4 August 2019	**216**	26.2	26.2	26.2	25.9	25.4	25.1	25.5	26.2	27.6	28.0	29.4	30.8	30.9	31.8	32.0	32.4	31.5	29.9	28.9	28.5	28.1	27.8	27.4	27.4
Monday, 5 August 2019	**217**	26.5	25.7	25.5	26.2	25.9	25.3	26.4	27.7	30.0	31.5	32.2	33.4	34.5	35.5	34.9	33.4	34.1	32.3	30.9	30.1	29.6	29.5	29.2	29.1
Tuesday, 6 August 2019	**218**	28.6	28.8	28.6	28.4	28.2	28.2	28.4	28.5	28.2	27.5	29.3	29.2	27.5	26.0	26.8	30.0	30.7	30.0	29.1	28.2	27.4	27.0	27.1	27.0
Wednesday, 7 August 2019	**219**	26.2	26.6	26.4	26.6	26.1	25.8	26.5	27.2	29.5	30.3	31.5	31.9	33.2	33.5	34.3	33.5	32.1	31.4	30.6	29.7	29.3	28.6	28.3	27.1
Thursday, 8 August 2019	**220**	26.3	26.2	25.8	25.6	25.4	25.4	25.8	27.9	29.2	31.0	32.5	32.0	33.0	32.9	33.4	33.7	34.6	33.7	32.7	31.5	30.8	25.9	25.6	25.7
Friday, 9 August 2019	**221**	26.0	26.0	25.9	25.8	25.7	25.5	26.3	28.2	30.2	31.5	33.0	34.1	35.5	35.2	35.9	35.6	35.6	34.4	33.1	32.1	31.6	31.5	31.4	31.1
Saturday, 10 August 2019	**222**	30.7	30.2	30.0	29.5	29.5	29.2	29.5	30.3	31.1	31.6	32.3	33.2	33.8	35.0	34.2	34.1	32.8	31.8	31.2	30.4	30.4	30.1	29.9	29.9
Sunday, 11 August 2019	**223**	30.0	30.0	30.0	29.7	29.6	29.5	29.5	29.9	30.7	31.9	32.3	33.0	33.4	34.3	34.4	33.3	31.8	31.1	30.4	30.1	30.0	29.9	29.9	29.5
Monday, 12 August 2019	**224**	29.4	29.4	29.4	29.3	29.4	29.3	29.2	29.9	30.9	31.4	32.2	33.7	34.1	34.7	34.8	35.1	32.8	30.6	29.7	29.5	29.1	29.0	29.2	29.4
Tuesday, 13 August 2019	**225**	29.4	29.7	29.8	29.5	29.4	29.1	29.4	30.1	31.0	32.2	32.4	33.2	34.2	34.8	34.6	34.4	33.5	32.0	30.8	30.3	30.2	29.9	29.8	29.7
Wednesday, 14 August 2019	**226**	29.5	29.1	28.6	28.5	26.8	26.7	27.4	28.4	29.9	30.5	31.5	32.7	33.6	34.1	34.7	34.2	31.7	30.6	30.4	29.7	29.5	29.5	29.7	29.5
Thursday, 15 August 2019	**227**	29.6	29.6	29.4	28.5	28.1	27.3	27.3	28.4	29.4	30.5	31.6	32.3	33.4	33.4	33.9	33.5	31.8	30.8	29.9	29.4	29.2	29.4	29.1	28.8
Friday, 16 August 2019	**228**	28.8	28.4	28.4	28.1	28.2	28.4	28.7	29.3	30.4	31.4	32.1	33.0	31.9	32.7	33.0	30.3	29.9	29.9	29.7	28.2	28.3	28.0	27.6	27.3
Saturday, 17 August 2019	**229**	27.2	26.7	26.8	27.0	27.1	27.1	27.1	28.1	29.3	31.1	31.0	29.4	30.5	30.8	30.3	26.3	26.4	26.8	26.6	26.6	26.3	26.2	26.2	26.0
Sunday, 18 August 2019	**230**	26.0	26.0	25.9	25.8	25.7	25.9	26.3	27.6	29.7	30.9	31.1	30.8	29.1	27.6	27.1	24.8	24.7	24.6	24.6	24.9	24.9	25.0	24.8	24.7
Monday, 19 August 2019	**231**	24.6	24.8	24.7	24.9	25.0	25.1	25.2	25.9	28.1	28.8	29.6	30.5	32.1	33.4	33.7	32.9	28.5	27.7	27.3	26.9	26.9	26.9	26.9	26.8
Tuesday, 20 August 2019	**232**	26.7	26.6	26.4	26.5	26.4	26.1	26.2	27.7	28.5	29.0	30.5	31.0	31.4	31.9	33.1	32.2	30.4	29.6	28.9	28.6	28.5	28.3	28.3	27.1
Wednesday, 21 August 2019	**233**	26.9	24.8	24.8	24.9	25.0	25.0	25.4	26.1	28.1	29.7	31.6	31.9	32.2	32.7	33.0	32.4	32.7	31.0	29.5	28.9	28.3	27.3	26.5	26.1
Thursday, 22 August 2019	**234**	26.0	26.0	26.2	26.0	25.5	25.2	25.2	26.6	28.0	29.9	32.0	32.5	32.9	33.6	33.3	33.5	31.6	31.1	30.1	29.6	28.8	28.2	27.8	27.4
Friday, 23 August 2019	**235**	26.9	26.9	26.7	26.8	27.1	26.9	26.9	27.3	27.6	29.1	28.4	30.7	27.6	30.0	30.8	26.8	28.0	28.5	27.6	27.3	26.8	26.4	26.2	25.8
Saturday, 24 August 2019	**236**	25.7	25.3	25.0	25.0	24.9	24.9	25.5	27.1	29.1	30.5	32.0	33.7	33.9	34.3	35.9	36.9	36.1	34.7	33.3	32.2	32.4	32.4	32.5	32.4
Sunday, 25 August 2019	**237**	25.8	25.2	25.2	25.4	25.6	25.8	26.2	26.8	27.6	29.1	29.0	27.7	26.2	25.5	24.1	24.7	24.5	24.9	25.0	25.0	25.4	25.3	25.5	25.5
Monday, 26 August 2019	**238**	25.5	23.8	23.1	22.8	23.1	22.9	23.2	24.2	24.9	25.9	25.7	25.0	26.5	26.2	27.3	28.1	25.6	25.6	25.5	25.6	25.5	25.4	25.4	25.5
Tuesday, 27 August 2019	**239**	25.4	25.4	25.6	25.5	25.5	25.5	25.6	25.9	27.3	27.6	28.7	30.4	31.8	31.5	31.9	31.6	31.3	30.2	29.2	28.4	27.9	26.9	26.4	26.1
Wednesday, 28 August 2019	**240**	25.9	25.3	24.8	24.6	24.5	24.5	25.2	27.2	28.9	30.2	32.1	32.7	34.4	34.6	35.2	35.6	34.0	31.9	30.5	29.9	29.4	28.8	28.9	28.5
Thursday, 29 August 2019	**241**	28.6	28.5	28.5	28.8	28.9	28.6	28.5	29.0	29.1	30.6	30.6	30.9	32.5	30.5	29.6	27.3	28.5	27.3	26.9	27.1	27.2	27.2	27.1	27.4
Friday, 30 August 2019	**242**	26.9	26.5	26.4	26.3	25.2	24.8	25.1	25.5	25.3	26.2	26.1	28.1	29.5	30.1	30.2	30.4	30.3	28.9	28.3	27.6	27.5	27.1	26.8	26.2
Saturday, 31 August 2019	**243**	25.7	25.4	25.3	25.8	24.4	24.4	24.3	24.8	25.0	25.7	27.3	29.1	29.6	31.0	30.7	27.9	27.6	27.5	25.9	25.9	25.7	25.9	25.8	26.0

Temp (°C)		Hour	Hour	Hour	Hour	Hour	Hour	Hour	Hour	Hour	Hour	Hour	Hour	Hour	Hour	Hour	Hour	Hour	Hour	Hour	Hour	Hour	Hour	Hour	Hour
		1	2	3	4	5	6	7	8	9	10	11	12	13	14	15	16	17	18	19	20	21	22	23	24
Sunday, 1 September 2019	**244**	26.2	26.2	26.4	26.4	26.1	26.0	26.2	27.2	28.1	28.4	29.2	27.7	31.2	31.0	29.5	28.6	26.7	26.9	27.0	25.5	25.7	26.0	25.6	25.5
Monday, 2 September 2019	**245**	24.7	24.8	24.8	25.0	25.2	25.5	25.4	25.4	25.2	26.1	27.8	28.7	27.5	25.5	25.5	26.2	26.3	26.4	26.2	26.0	25.7	25.8	26.2	25.5
Tuesday, 3 September 2019	**246**	25.3	25.0	24.9	25.0	25.0	24.8	25.3	26.2	26.3	27.7	29.4	28.4	28.7	30.4	31.2	30.6	29.6	29.1	28.7	28.3	28.1	28.3	26.6	26.4
Wednesday, 4 September 2019	**247**	25.5	24.8	25.1	24.6	24.9	24.8	24.8	25.3	26.0	26.0	25.7	28.2	27.4	28.8	28.9	28.7	27.6	27.5	26.7	26.3	26.4	26.5	26.2	26.4
Thursday, 5 September 2019	**248**	26.4	26.2	26.1	25.9	25.8	25.3	24.9	25.6	26.9	28.0	29.3	29.9	29.9	29.7	30.2	29.0	28.3	28.0	27.8	27.7	27.6	27.5	27.4	27.1
Friday, 6 September 2019	**249**	26.9	26.6	25.8	25.5	25.9	25.5	25.3	27.6	28.2	30.7	31.9	32.5	33.0	33.9	34.0	34.0	32.6	30.9	29.8	29.0	28.4	28.1	28.0	27.4
Saturday, 7 September 2019	**250**	26.6	26.0	25.8	25.5	25.3	25.0	25.3	27.1	29.1	31.5	32.8	33.9	34.4	35.3	33.9	32.9	31.2	31.1	30.7	29.5	29.1	28.2	27.7	27.3
Sunday, 8 September 2019	**251**	27.1	26.7	26.5	26.2	25.8	25.6	26.0	27.7	29.6	32.1	33.4	33.9	34.0	33.2	32.1	33.1	32.8	31.0	30.2	29.5	29.0	28.3	27.8	27.4
Monday, 9 September 2019	**252**	26.9	26.7	26.3	26.0	25.8	25.5	25.7	27.6	29.5	31.4	32.8	34.8	34.4	31.3	29.0	29.7	29.2	29.0	29.0	28.1	27.3	26.9	27.0	26.4
Tuesday, 10 September 2019	**253**	26.0	25.9	25.9	25.7	25.4	25.2	25.6	27.1	29.0	31.6	33.4	34.5	34.7	34.8	34.5	34.1	32.4	30.9	29.9	29.1	28.5	28.6	27.7	27.1
Wednesday, 11 September 2019	**254**	26.7	26.4	26.6	26.0	25.9	25.8	26.0	28.2	30.1	30.6	31.5	33.0	34.3	35.3	34.6	33.0	31.2	30.3	29.4	28.8	28.3	27.9	27.4	26.8
Thursday, 12 September 2019	**255**	26.2	25.9	25.6	25.4	25.2	25.3	25.9	27.4	29.6	31.1	32.9	33.8	33.5	34.8	34.9	32.3	32.8	31.7	30.2	30.0	29.7	29.5	29.1	29.0
Friday, 13 September 2019	**256**	29.1	28.2	27.5	27.4	26.9	26.5	26.8	28.2	30.2	30.3	32.0	33.5	32.4	32.4	32.9	31.5	32.3	30.9	29.9	29.4	29.0	28.7	28.3	28.1
Saturday, 14 September 2019	**257**	27.6	27.5	27.2	26.9	26.6	26.0	26.1	27.7	29.4	30.1	31.6	32.1	32.3	32.0	30.3	32.0	31.9	30.7	29.0	28.5	28.9	26.1	25.4	25.4
Sunday, 15 September 2019	**258**	25.7	25.8	26.2	26.2	25.8	25.5	25.8	26.8	27.3	27.5	30.4	32.3	32.7	33.8	35.0	32.6	31.3	30.5	29.3	28.3	27.8	27.2	27.2	26.8
Monday, 16 September 2019	**259**	26.7	26.7	26.2	25.1	25.1	25.2	25.4	25.9	27.1	29.1	30.6	31.8	32.8	33.8	30.9	30.9	30.0	29.4	27.8	27.7	27.1	25.9	25.7	25.7
Tuesday, 17 September 2019	**260**	25.6	25.5	25.3	25.3	25.3	24.7	24.5	25.8	27.8	29.9	31.5	31.8	32.5	26.6	28.8	29.5	26.9	25.5	25.7	25.5	25.4	25.3	25.0	24.8
Wednesday, 18 September 2019	**261**	24.7	24.6	24.5	24.5	24.5	24.4	24.8	26.0	27.3	29.7	31.0	31.1	32.4	32.9	33.2	32.9	32.3	30.3	29.2	28.4	28.3	27.9	27.5	27.2
Thursday, 19 September 2019	**262**	26.9	26.4	26.4	26.1	25.8	25.1	24.9	27.1	28.2	29.5	30.7	31.2	32.4	32.8	33.1	32.9	32.1	30.8	29.2	28.4	27.7	27.1	25.9	25.0
Friday, 20 September 2019	**263**	24.4	23.9	23.5	23.4	23.2	22.9	23.1	25.7	27.7	29.2	30.4	30.7	31.8	33.1	33.2	32.8	31.7	30.2	28.1	26.5	25.2	24.0	23.8	22.8
Saturday, 21 September 2019	**264**	21.8	21.3	20.5	20.3	20.0	19.6	20.2	23.4	26.7	28.7	29.5	30.1	32.0	32.2	31.6	33.0	32.0	30.5	29.1	27.6	26.6	26.8	25.6	26.8
Sunday, 22 September 2019	**265**	25.0	23.3	22.2	21.9	21.8	20.6	20.7	24.1	26.4	27.5	28.1	29.0	30.6	30.5	31.7	31.5	29.9	28.9	28.2	26.4	26.2	26.5	24.1	25.8
Monday, 23 September 2019	**266**	23.8	22.4	21.8	21.0	22.2	23.7	23.5	24.7	25.7	27.2	28.9	29.5	29.5	30.3	30.7	30.2	29.8	28.2	27.4	26.9	25.4	25.1	24.4	24.1
Tuesday, 24 September 2019	**267**	24.7	24.3	23.6	23.6	23.4	23.7	23.3	25.4	27.0	28.0	29.4	30.6	30.9	31.8	31.7	30.4	28.8	27.7	26.9	26.4	25.7	24.9	24.8	24.2
Wednesday, 25 September 2019	**268**	23.6	22.9	22.4	22.0	21.7	21.7	21.9	24.1	26.5	27.3	27.6	30.5	30.9	31.8	32.1	31.4	30.0	28.6	27.2	26.6	26.2	25.7	25.2	24.4
Thursday, 26 September 2019	**269**	23.9	23.2	22.5	22.1	21.9	21.6	21.9	23.8	26.3	28.0	28.4	29.1	31.7	32.5	31.5	30.3	28.0	27.7	26.9	26.2	24.9	25.0	24.9	23.8
Friday, 27 September 2019	**270**	23.3	23.0	22.5	22.1	21.9	21.9	22.0	23.9	26.0	27.1	28.5	29.4	30.5	32.7	32.2	31.3	30.1	28.9	27.0	26.2	25.7	25.0	24.1	24.0
Saturday, 28 September 2019	**271**	23.1	22.8	22.6	22.3	22.0	22.0	22.1	23.6	25.9	27.6	29.8	31.0	32.0	33.0	33.2	32.5	31.0	29.3	27.8	26.9	26.4	25.9	25.8	25.1
Sunday, 29 September 2019	**272**	24.2	23.6	23.3	23.1	23.0	22.8	22.9	24.7	26.8	28.4	30.3	31.9	32.3	33.0	32.3	33.1	31.9	30.4	29.0	27.3	26.4	25.7	25.5	24.8
Monday, 30 September 2019	**273**	24.5	24.1	23.9	23.6	23.4	23.3	23.6	25.4	28.0	30.0	31.4	32.8	34.6	35.7	35.2	34.8	33.7	31.9	29.6	28.0	26.7	26.2	25.7	25.3
Tuesday, 1 October 2019	**274**	24.8	24.5	24.4	24.0	23.8	23.8	24.1	25.6	28.8	30.1	31.4	32.7	34.3	34.6	34.6	34.2	33.2	31.5	29.4	27.9	26.7	26.1	25.5	25.0
Wednesday, 2 October 2019	**275**	24.6	24.1	23.6	23.5	23.4	23.3	23.4	25.2	28.5	29.8	30.8	31.3	32.9	33.4	33.6	34.2	32.2	30.3	28.7	27.7	26.6	26.1	25.7	25.0
Thursday, 3 October 2019	**276**	24.7	25.6	26.2	24.8	24.0	23.6	23.7	25.2	27.5	29.0	29.8	30.5	32.3	33.0	33.7	32.7	31.6	29.5	28.4	27.3	26.3	25.4	24.7	24.4
Friday, 4 October 2019	**277**	24.3	23.5	23.3	22.9	22.7	22.6	22.9	24.8	26.9	28.7	30.1	31.5	32.8	32.1	31.4	32.0	31.0	29.6	28.1	26.9	25.9	24.9	24.6	24.1
Saturday, 5 October 2019	**278**	23.5	23.3	23.0	22.7	22.5	22.4	22.7	24.6	26.7	28.3	30.3	31.6	34.5	34.3	32.5	31.3	31.0	30.1	28.6	27.5	27.4	27.8	27.5	27.3
Sunday, 6 October 2019	**279**	26.9	26.8	27.1	27.2	27.1	26.8	26.7	27.5	27.9	28.1	28.2	28.8	29.4	29.3	23.1	23.0	23.2	23.2	23.3	23.6	23.7	23.5	23.4	22.2
Monday, 7 October 2019	**280**	22.5	22.1	22.3	22.6	23.0	23.2	23.3	23.5	25.0	26.4	26.9	28.0	28.8	29.7	28.8	28.8	28.1	27.3	26.3	25.6	25.2	24.7	24.6	24.3
Tuesday, 8 October 2019	**281**	23.9	24.0	24.1	24.2	24.1	24.3	24.6	25.9	27.5	28.6	29.7	30.1	30.4	31.0	32.1	31.3	29.4	28.1	27.5	27.3	27.1	26.9	27.0	26.9
Wednesday, 9 October 2019	**282**	26.7	26.6	26.3	25.8	25.4	25.5	25.7	26.8	27.5	28.2	28.8	29.0	29.3	30.3	30.4	30.6	28.8	27.8	27.1	26.9	26.7	26.6	26.4	26.1
Thursday, 10 October 2019	**283**	25.7	25.4	25.1	24.9	24.6	24.5	25.5	26.3	26.9	27.8	29.1	30.8	31.5	30.3	29.5	27.9	28.5	27.3	26.2	25.4	25.0	24.6	24.3	23.9
Friday, 11 October 2019	**284**	23.5	23.4	23.2	23.3	23.5	23.2	23.2	24.7	26.7	28.1	29.1	30.2	31.4	30.9	32.3	32.0	31.0	29.6	28.1	26.9	26.2	25.5	25.2	24.6
Saturday, 12 October 2019	**285**	24.4	24.1	23.9	24.0	23.8	23.7	23.9	25.3	27.4	28.7	30.1	30.7	31.8	29.8	31.2	30.5	29.0	27.6	27.1	27.1	26.9	26.4	26.2	25.8
Sunday, 13 October 2019	**286**	25.5	25.2	25.3	24.1	23.3	23.2	23.3	23.6	24.2	25.0	26.0	27.0	27.9	29.2	29.0	28.8	28.1	27.6	27.1	24.6	24.6	24.6	24.4	24.3
Monday, 14 October 2019	**287**	24.3	24.3	24.4	23.6	23.7	23.7	23.5	24.0	25.0	25.4	26.2	27.5	27.7	27.4	27.1	26.9	26.6	26.2	26.1	25.9	25.7	25.4	25.2	25.0
Tuesday, 15 October 2019	**288**	24.6	24.3	24.0	23.8	23.9	23.9	23.5	23.7	23.9	25.9	27.3	27.9	28.7	30.0	29.2	28.8	28.1	26.9	26.2	25.9	25.7	24.4	23.5	22.9
Wednesday, 16 October 2019	**289**	23.4	23.9	23.9	23.1	23.4	23.1	23.0	24.0	24.9	25.4	26.5	27.1	29.1	29.0	29.5	28.4	27.9	26.2	25.5	25.0	24.7	23.1	22.6	22.2
Thursday, 17 October 2019	**290**	21.5	21.3	21.0	20.8	20.8	21.2	22.0	23.1	23.9	25.1	26.2	27.3	29.0	29.7	29.2	28.9	28.2	26.9	25.5	26.0	25.8	25.2	24.3	23.9
Friday, 18 October 2019	**291**	23.1	23.3	23.6	23.9	23.9	23.7	23.4	23.5	24.5	24.9	26.2	27.0	27.9	29.5	29.7	29.4	29.5	27.5	25.2	23.8	23.1	22.6	22.0	21.5
Saturday, 19 October 2019	**292**	21.3	21.2	21.0	20.7	20.6	21.1	22.0	23.1	24.2	25.2	26.2	27.2	29.2	30.2	29.7	29.3	27.7	26.6	25.7	24.7	24.5	24.6	24.4	23.6
Sunday, 20 October 2019	**293**	22.9	22.2	21.9	22.4	22.7	22.8	23.2	23.7	24.9	25.7	26.4	27.8	27.7	28.8	29.7	27.6	26.5	25.2	24.6	24.3	23.6	22.6	22.1	22.0
Monday, 21 October 2019	**294**	21.6	21.2	20.8	20.6	20.2	20.0	20.0	21.6	24.3	25.3	25.3	26.7	28.1	29.7	28.6	27.2	26.1	24.8	24.3	23.8	23.1	22.2	21.8	21.1
Tuesday, 22 October 2019	**295**	20.5	19.9	19.5	19.1	18.8	18.8	18.8	20.7	23.8	25.0	26.2	26.8	28.7	28.3	28.1	26.4	25.6	24.6	23.9	23.4	23.2	22.6	21.8	21.2
Wednesday, 23 October 2019	**296**	21.1	21.5	20.8	20.7	20.5	21.1	20.4	22.2	24.3	25.2	26.5	27.0	27.8	29.9	29.8	28.6	27.0	25.3	24.7	24.5	24.6	24.4	24.4	24.3
Thursday, 24 October 2019	**297**	24.4	23.5	23.7	23.7	23.6	23.6	23.4	24.0	25.1	26.2	27.3	28.2	29.2	30.6	29.1	28.2	27.3	26.1	25.4	24.9	25.1	25.2	25.2	24.9
Friday, 25 October 2019	**298**	24.5	24.1	23.4	23.7	23.5	23.0	23.1	24.3	25.4	26.0	27.1	27.7	28.7	29.2	29.0	28.7	27.0	25.7	25.1	24.7	24.7	24.6	24.5	24.3
Saturday, 26 October 2019	**299**	24.5	24.4	24.4	23.9	23.9	23.6	23.1	24.3	25.5	26.3	26.9	27.6	28.3	27.8	27.4	26.6	26.2	25.6	25.3	24.9	24.8	24.1	23.9	23.5
Sunday, 27 October 2019	**300**	23.3	22.8	22.9	22.7	22.4	21.7	21.5	22.1	23.0	24.1	25.0	25.9	27.4	27.8	28.7	28.2	27.3	25.8	24.8	24.4	24.8	24.6	24.3	24.3
Monday, 28 October 2019	**301**	23.0	22.7	22.3	22.7	22.9	22.8	23.1	23.7	24.6	26.0	26.4	27.6	26.9	27.0	26.2	25.1	23.7	22.4	22.0	21.8	21.0	21.1	21.0	20.8
Tuesday, 29 October 2019	**302**	20.5	19.8	19.5	19.2	19.0	18.8	18.7	19.2	20.1	21.1	22.3	23.4	23.4	23.2	23.6	23.9	24.0	23.2	21.5	20.5	20.6	19.3	18.9	18.9
Wednesday, 30 October 2019	**303**	19.4	18.7	18.7	19.5	19.7	19.6	19.5	20.8	21.2	21.7	22.7	24.2	25.8	26.9	26.2	25.7	25.0	24.2	23.7	23.0	22.6	22.1	21.3	22.0
Thursday, 31 October 2019	**304**	21.0	21.3	21.5	21.4	21.2	20.9	20.8	21.6	22.3	23.2	24.1	24.3	25.5	27.4	27.0	27.2	26.7	25.5	24.2	24.0	23.4	22.9	22.5	22.3

Temp (°C)		Hour	Hour	Hour	Hour	Hour	Hour	Hour	Hour	Hour	Hour	Hour	Hour	Hour	Hour	Hour	Hour	Hour	Hour	Hour	Hour	Hour	Hour	Hour	Hour
		1	2	3	4	5	6	7	8	9	10	11	12	13	14	15	16	17	18	19	20	21	22	23	24
Friday, 1 November 2019	**305**	22.0	22.1	22.2	21.9	22.1	22.4	21.8	23.2	24.9	26.3	26.7	27.5	28.7	29.4	30.1	29.9	27.9	26.2	25.2	24.6	24.3	24.1	23.9	23.9
Saturday, 2 November 2019	**306**	23.9	23.7	23.4	23.3	23.2	22.6	22.5	23.6	24.4	25.0	26.0	26.8	28.3	29.3	30.1	28.2	27.4	26.0	24.9	24.4	24.1	23.7	23.5	23.2
Sunday, 3 November 2019	**307**	23.2	21.7	20.9	20.6	20.6	20.3	20.2	21.6	24.2	25.1	26.6	27.7	29.2	30.1	30.2	30.1	29.3	27.6	25.5	24.3	23.5	26.0	25.2	24.6
Monday, 4 November 2019	**308**	23.9	23.2	22.7	22.5	22.1	21.9	21.8	22.2	22.9	24.4	25.3	26.1	27.1	27.8	28.6	28.3	27.6	26.5	25.7	24.0	21.9	22.0	23.9	23.3
Tuesday, 5 November 2019	**309**	22.5	22.4	22.0	21.5	20.7	19.9	20.0	21.0	21.6	22.8	24.0	25.2	26.4	27.7	28.2	27.2	26.2	24.9	22.1	20.5	19.6	19.0	18.5	18.1
Wednesday, 6 November 2019	**310**	18.1	18.3	18.7	18.3	17.8	17.8	18.7	20.3	21.8	22.9	23.8	24.7	25.9	27.4	27.4	26.8	25.4	24.3	23.6	21.9	22.5	21.2	20.4	19.5
Thursday, 7 November 2019	**311**	19.0	18.6	18.3	17.8	17.4	17.4	18.6	20.9	21.7	22.4	23.3	24.2	25.0	26.5	26.8	26.5	25.8	24.6	21.6	20.3	20.0	22.3	22.3	22.1
Friday, 8 November 2019	**312**	21.2	20.8	20.5	20.0	19.9	19.6	19.4	19.9	20.6	22.0	22.5	23.7	25.0	26.2	26.5	26.1	25.3	23.9	23.1	21.0	19.5	19.6	21.8	20.9
Saturday, 9 November 2019	**313**	20.3	17.8	19.5	19.1	18.9	18.4	18.5	19.2	20.1	21.3	22.6	24.1	25.2	26.7	26.6	26.1	24.5	22.7	21.9	21.4	20.6	19.4	18.7	18.1
Sunday, 10 November 2019	**314**	17.6	17.2	16.8	16.6	16.4	16.5	16.7	17.8	20.3	21.9	23.0	24.2	25.5	27.1	26.5	26.5	25.4	23.2	21.2	19.8	18.9	18.3	17.8	17.3
Monday, 11 November 2019	**315**	16.8	16.4	16.1	15.9	15.7	15.5	15.4	17.0	19.4	22.5	23.7	25.7	27.1	27.0	27.3	25.8	24.5	23.2	22.4	22.1	21.6	21.2	21.3	21.5
Tuesday, 12 November 2019	**316**	21.3	21.1	20.7	20.6	20.0	19.9	20.2	21.5	22.6	23.8	24.0	24.3	25.2	24.8	24.8	25.4	24.3	23.3	22.6	21.7	22.0	21.8	21.2	21.2
Wednesday, 13 November 2019	**317**	20.8	19.8	20.0	20.2	19.5	19.4	20.2	21.5	22.8	24.0	25.0	26.0	27.2	29.0	28.1	27.5	26.9	24.9	23.8	22.7	21.9	21.5	23.8	23.3
Thursday, 14 November 2019	**318**	22.5	21.8	21.2	20.5	20.0	19.8	19.4	19.6	20.3	21.2	22.2	23.2	24.8	26.1	25.1	24.7	24.1	23.0	22.2	21.9	21.3	20.7	20.0	19.3
Friday, 15 November 2019	**319**	18.7	18.3	18.1	19.8	20.2	19.5	18.7	20.1	21.3	22.4	23.3	24.6	25.6	27.1	26.6	25.2	23.5	22.2	21.6	21.1	21.1	20.9	20.7	20.6
Saturday, 16 November 2019	**320**	20.6	20.6	20.7	20.4	20.2	19.7	18.6	19.8	21.1	22.3	23.3	24.2	25.2	25.8	27.1	25.8	24.5	22.7	21.9	21.4	20.7	20.4	19.3	19.1
Sunday, 17 November 2019	**321**	18.9	18.7	18.3	17.9	17.9	17.4	17.7	19.8	21.7	23.2	24.1	25.3	26.8	29.3	29.0	28.9	27.2	24.7	23.5	22.1	21.2	20.4	20.1	19.6
Monday, 18 November 2019	**322**	19.0	18.7	18.4	18.1	17.9	17.8	17.7	18.8	21.7	23.5	25.9	27.0	28.0	29.2	28.0	27.7	26.6	25.2	23.3	21.9	20.5	19.4	18.7	17.7
Tuesday, 19 November 2019	**323**	17.1	16.7	16.2	15.8	15.5	15.3	15.1	15.6	16.5	17.6	18.5	19.8	20.8	22.4	21.9	22.4	21.9	21.1	20.5	19.1	18.8	18.2	18.4	18.0
Wednesday, 20 November 2019	**324**	17.5	17.0	17.1	17.2	17.0	16.9	16.9	17.4	18.0	19.4	20.1	20.7	22.2	23.8	23.8	24.0	22.8	21.4	20.4	19.7	18.9	19.3	18.2	16.9
Thursday, 21 November 2019	**325**	16.2	15.9	15.7	15.5	15.1	14.8	14.7	16.0	18.5	20.0	21.4	22.7	24.0	25.2	26.5	26.7	24.7	22.1	19.6	18.5	17.7	17.1	16.4	15.9
Friday, 22 November 2019	**326**	15.6	15.2	15.1	14.8	14.6	14.5	14.3	15.4	19.1	21.0	22.3	23.8	26.2	28.0	28.8	28.3	25.7	23.4	21.3	19.4	18.7	18.5	19.4	17.9
Saturday, 23 November 2019	**327**	17.3	16.9	16.8	16.6	17.4	17.3	17.7	18.1	20.2	22.1	23.7	25.0	26.3	27.4	28.6	27.8	25.4	23.5	22.1	20.8	20.2	20.0	20.4	19.5
Sunday, 24 November 2019	**328**	18.6	18.0	17.3	17.2	17.0	17.0	16.8	17.8	20.0	22.0	23.9	25.7	26.8	27.7	27.6	27.3	26.3	24.3	22.8	23.0	22.3	22.0	21.3	20.3
Monday, 25 November 2019	**329**	19.8	20.2	20.2	20.8	20.7	20.8	20.7	20.9	23.1	24.6	24.8	26.2	26.9	27.8	28.3	27.5	24.3	23.0	22.7	22.5	22.4	22.4	22.4	22.1
Tuesday, 26 November 2019	**330**	21.6	20.5	20.5	20.0	19.6	19.3	19.0	18.9	19.4	20.1	21.5	22.7	23.7	24.0	23.1	23.0	22.2	21.8	21.6	21.5	21.4	21.4	21.4	21.3
Wednesday, 27 November 2019	**331**	21.3	21.2	21.1	20.9	20.6	20.0	19.7	20.4	21.5	21.9	23.0	24.1	25.0	27.4	26.8	26.6	24.8	23.3	22.3	21.9	21.6	21.6	20.7	19.9
Thursday, 28 November 2019	**332**	19.3	19.9	19.3	17.9	17.1	16.4	15.8	15.8	16.4	17.4	18.2	19.6	20.2	21.3	21.7	21.4	20.5	19.6	18.9	18.3	17.7	17.3	16.8	16.5
Friday, 29 November 2019	**333**	15.6	15.1	14.7	14.6	14.5	14.5	14.1	14.5	15.1	16.3	17.4	18.9	20.4	22.7	22.0	21.8	20.7	19.6	19.0	18.4	17.7	17.1	16.6	17.2
Saturday, 30 November 2019	**334**	16.4	16.4	16.8	16.2	15.4	14.4	13.8	15.6	16.8	18.0	19.6	20.8	22.1	23.9	25.5	24.1	22.3	20.9	20.1	19.7	18.9	17.2	16.6	16.0
Sunday, 1 December 2019	**335**	15.4	15.1	14.8	14.7	14.5	14.3	14.3	15.0	17.8	20.2	21.5	23.0	25.0	26.6	25.9	26.7	25.3	22.5	20.6	20.9	20.5	18.7	17.8	16.9
Monday, 2 December 2019	**336**	16.0	15.4	14.9	14.6	14.2	13.9	13.5	13.9	14.5	15.1	16.2	17.4	18.2	20.0	19.9	19.4	18.1	17.1	16.5	16.4	15.8	15.2	14.4	13.8
Tuesday, 3 December 2019	**337**	13.3	12.8	12.4	12.1	11.8	11.6	11.4	11.7	12.4	13.6	14.8	16.2	17.1	19.4	18.9	18.9	17.9	16.8	14.6	12.6	13.4	14.7	13.8	13.9
Wednesday, 4 December 2019	**338**	12.1	12.1	12.6	12.6	12.5	12.4	12.0	12.3	13.6	15.0	16.0	17.5	18.7	20.2	20.7	20.6	19.9	18.7	15.6	15.6	17.0	17.4	17.4	17.1
Thursday, 5 December 2019	**339**	16.7	16.4	16.1	15.9	15.6	15.4	15.3	15.5	15.5	15.1	14.5	14.1	14.5	14.5	14.0	14.6	14.1	14.3	13.9	13.9	13.8	14.0	14.0	14.0
Friday, 6 December 2019	**340**	14.3	14.1	13.8	13.6	14.0	13.7	13.8	13.9	14.7	15.6	16.4	17.3	18.2	19.1	19.5	19.6	18.7	17.4	16.7	15.8	15.7	15.2	14.9	14.4
Saturday, 7 December 2019	**341**	13.8	13.3	13.0	12.5	12.4	12.1	11.7	12.0	12.9	14.3	15.4	16.6	17.8	19.3	19.5	19.6	18.6	17.5	14.0	12.3	11.3	11.0	10.3	12.7
Sunday, 8 December 2019	**342**	13.7	13.3	12.7	12.5	12.2	11.6	11.2	11.8	12.7	14.1	15.3	16.6	17.6	19.8	21.0	19.4	18.6	15.5	13.3	12.1	11.0	10.2	9.7	9.3
Monday, 9 December 2019	**343**	9.0	8.9	9.1	9.7	10.1	10.0	10.4	11.3	14.0	16.2	17.3	18.8	19.9	20.4	22.5	22.3	19.9	17.2	15.4	13.9	12.9	12.4	11.9	11.5
Tuesday, 10 December 2019	**344**	11.5	11.4	11.2	10.9	10.6	10.1	9.9	10.7	13.4	16.2	18.2	19.9	21.4	22.2	23.4	21.9	20.6	18.6	16.5	15.7	14.4	13.7	13.1	12.4
Wednesday, 11 December 2019	**345**	11.9	11.4	10.9	10.6	10.2	10.1	9.8	10.8	13.7	17.1	19.4	20.6	22.6	24.0	24.5	25.5	22.2	20.1	17.0	15.7	15.1	14.6	14.4	14.1
Thursday, 12 December 2019	**346**	14.7	13.8	14.4	15.1	13.2	12.2	11.7	12.3	16.4	19.4	20.4	20.5	20.9	22.8	21.2	21.1	20.4	19.6	18.9	18.5	18.4	18.3	18.3	18.3
Friday, 13 December 2019	**347**	18.4	18.2	18.0	17.9	17.6	17.5	17.4	17.7	18.0	18.8	19.8	20.9	22.4	23.6	23.8	23.8	22.0	20.4	19.2	18.5	18.2	17.8	17.0	15.9
Saturday, 14 December 2019	**348**	16.0	15.7	16.3	15.9	14.8	15.6	14.3	14.5	17.6	19.0	20.2	22.1	22.6	25.7	26.5	24.2	23.3	20.8	19.7	18.9	18.3	18.2	18.1	18.3
Sunday, 15 December 2019	**349**	17.6	18.2	17.4	17.4	17.0	17.6	17.7	18.4	19.4	19.7	19.6	20.2	20.7	20.9	20.7	20.5	20.3	20.1	19.8	19.5	19.6	19.6	19.6	19.6
Monday, 16 December 2019	**350**	19.7	19.6	19.7	19.6	19.7	19.8	19.8	19.9	20.1	20.8	21.9	22.6	23.8	25.5	23.9	23.4	23.0	22.6	22.3	21.9	21.7	21.3	21.3	20.9
Tuesday, 17 December 2019	**351**	20.9	21.0	20.9	20.9	20.8	20.3	19.7	21.3	22.4	23.6	24.6	25.5	26.6	28.5	28.8	27.4	26.2	25.0	24.0	23.6	23.3	22.7	22.4	21.8
Wednesday, 18 December 2019	**352**	21.0	19.3	18.6	18.1	18.2	19.0	19.3	20.1	21.6	23.4	24.7	26.7	27.5	28.3	26.6	27.1	24.6	22.7	21.9	20.9	20.6	20.2	19.9	19.6
Thursday, 19 December 2019	**353**	19.4	19.2	19.0	18.8	18.7	18.6	18.6	18.8	18.7	19.3	20.8	20.7	20.8	21.4	20.3	19.5	19.2	18.8	18.1	17.8	17.2	17.1	17.1	16.5
Friday, 20 December 2019	**354**	16.4	16.0	15.9	15.6	15.6	15.3	15.0	15.4	15.8	16.6	18.5	20.0	21.4	22.0	22.2	22.4	20.4	19.4	18.8	18.3	17.6	17.5	17.4	17.4
Saturday, 21 December 2019	**355**	16.7	16.2	14.7	14.4	14.5	14.6	14.8	15.1	15.8	17.2	19.3	21.0	21.9	22.0	21.8	21.7	21.3	20.6	20.4	20.1	19.6	19.5	19.1	18.9
Sunday, 22 December 2019	**356**	18.7	18.7	18.6	18.6	18.6	18.6	18.5	18.6	19.4	20.8	21.3	21.6	22.2	22.8	23.2	24.3	23.3	21.4	20.3	18.8	18.0	17.2	16.6	16.3
Monday, 23 December 2019	**357**	16.0	15.7	15.7	15.7	15.9	16.5	16.6	17.8	19.3	19.8	20.7	22.2	22.3	22.0	21.5	21.4	20.6	20.0	19.9	19.5	19.6	19.4	19.3	19.1
Tuesday, 24 December 2019	**358**	19.0	18.9	18.7	18.7	18.6	18.5	18.5	18.4	19.4	20.0	20.8	22.1	22.8	24.7	25.7	25.9	23.6	22.1	20.9	19.7	19.4	19.0	18.7	18.5
Wednesday, 25 December 2019	**359**	18.6	18.4	18.8	18.7	18.7	18.8	18.9	18.8	19.1	20.2	21.3	22.0	22.0	22.8	21.9	22.4	21.5	20.4	19.2	17.9	17.3	16.9	16.7	16.8
Thursday, 26 December 2019	**360**	17.2	17.3	17.2	17.1	17.0	16.4	16.0	16.3	18.6	20.9	22.4	23.5	24.3	25.4	25.1	25.7	24.4	21.9	20.2	18.5	17.4	16.6	16.1	15.5
Friday, 27 December 2019	**361**	15.2	15.1	14.5	14.0	13.6	13.4	13.2	13.3	14.1	15.0	15.8	17.2	18.4	20.7	20.4	20.5	19.8	18.6	16.7	15.1	14.6	14.0	14.9	16.1
Saturday, 28 December 2019	**362**	16.0	16.2	16.1	15.8	14.6	13.1	12.5	12.8	15.0	16.5	16.9	18.3	19.1	21.7	23.1	23.2	21.1	18.9	17.1	15.7	15.6	15.9	16.2	16.9
Sunday, 29 December 2019	**363**	17.3	17.4	17.4	17.5	17.4	17.4	17.5	17.8	17.3	16.5	16.4	17.1	17.4	17.9	18.7	18.8	18.1	17.9	17.6	17.4	17.7	17.9	18.2	18.3
Monday, 30 December 2019	**364**	18.3	18.2	18.1	18.1	18.1	18.0	18.1	18.3	18.7	19.8	20.8	22.1	22.7	23.0	22.2	22.7	21.7	21.1	20.5	20.4	20.2	20.0	19.9	19.8
Tuesday, 31 December 2019	**365**	19.8	19.7	19.7	19.6	19.4	19.3	19.3	19.7	19.9	19.3	18.7	18.3	17.9	17.9	19.0	19.0	18.7	18.5	18.4	18.0	18.0	17.9	18.0	17.8

Appendix 3.7
Vehicular Emission Factors

NOx Running Emission Factors (g/km-veh) at different speeds

Speed (kph)	PC	TAXI	LGV3	LGV4	LGV6	HGV7	HGV8	PLB	PV4	PV5	NFB6	NFB7	NFB8	FBSD	FBDD	MC	HGV9	NFB9
22	0.0416	0.5785	1.536	1.3872	1.8374	2.8636	3.8972	1.2787	0.8829	1.1646	2.3769	3.8125	6.7025	5.9562	6.7599	0.3765	5.1217	5.7229
23	0.0409	0.5635	1.4954	1.3465	1.794	2.7918	3.7547	1.2514	0.8528	1.1334	2.3091	3.7164	6.4718	5.7655	6.5156	0.3726	4.9455	5.5151
24	0.0402	0.5497	1.457	1.3078	1.753	2.7243	3.6232	1.2254	0.8241	1.1042	2.246	3.626	6.2585	5.589	6.2904	0.3687	4.7827	5.3241
25	0.0395	0.5369	1.4207	1.2711	1.7143	2.6607	3.5015	1.2006	0.7966	1.0768	2.1871	3.5409	6.0608	5.4252	6.0821	0.365	4.6318	5.1479
26	0.0388	0.5251	1.3861	1.2361	1.6777	2.6006	3.3886	1.1769	0.7702	1.0511	2.1319	3.4606	5.8769	5.2727	5.8887	0.3615	4.4914	4.985
27	0.0382	0.5142	1.3531	1.2027	1.6428	2.5436	3.2835	1.1543	0.7449	1.0269	2.0802	3.3845	5.7054	5.1304	5.7087	0.358	4.3606	4.834
28	0.0376	0.504	1.3217	1.1707	1.6097	2.4896	3.1855	1.1326	0.7206	1.004	2.0315	3.3123	5.5451	4.9974	5.5406	0.3547	4.2383	4.6937
29	0.037	0.4947	1.2917	1.1401	1.5781	2.4382	3.0938	1.1119	0.6972	0.9823	1.9857	3.2438	5.3949	4.8726	5.3833	0.3515	4.1237	4.563
30	0.0364	0.486	1.263	1.1107	1.5479	2.3893	3.0078	1.092	0.6747	0.9618	1.9423	3.1785	5.2538	4.7554	5.2357	0.3484	4.0162	4.441
33	0.0348	0.4603	1.1609	0.9992	1.4504	2.2365	2.7793	1.0371	0.5795	0.9063	1.8255	2.9769	4.8776	4.443	4.8428	0.3398	3.7295	4.12
34	0.0343	0.4525	1.1385	0.9768	1.4263	2.1973	2.7116	1.0203	0.5628	0.8895	1.7903	2.9246	4.7658	4.3501	4.7261	0.3372	3.6443	4.0259
35	0.0339	0.445	1.1174	0.9556	1.4034	2.16	2.6476	1.0041	0.5471	0.8736	1.7569	2.8748	4.6598	4.2621	4.6156	0.3346	3.5636	3.9374
36	0.0334	0.4379	1.0974	0.9356	1.3816	2.1245	2.5869	0.9887	0.5324	0.8583	1.725	2.8273	4.5592	4.1787	4.5107	0.3322	3.4871	3.854
37	0.0329	0.4311	1.0783	0.9167	1.3607	2.0906	2.5293	0.9739	0.5185	0.8437	1.6945	2.782	4.4636	4.0994	4.411	0.3298	3.4143	3.7753
38	0.0325	0.4246	1.0603	0.8987	1.3408	2.0582	2.4746	0.9597	0.5054	0.8297	1.6653	2.7387	4.3726	4.024	4.3161	0.3276	3.3451	3.701
39	0.0321	0.4183	1.043	0.8817	1.3217	2.0272	2.4225	0.9461	0.4931	0.8164	1.6374	2.6973	4.2859	3.9522	4.2257	0.3254	3.2792	3.6307
40	0.0317	0.4123	1.0266	0.8655	1.3035	1.9975	2.3729	0.9331	0.4814	0.8035	1.6106	2.6576	4.2032	3.8838	4.1395	0.3233	3.2164	3.5642
41	0.0313	0.4065	1.011	0.85	1.286	1.969	2.3256	0.9207	0.4704	0.7913	1.5849	2.6195	4.1242	3.8185	4.0572	0.3213	3.1564	3.5012
42	0.0309	0.401	0.996	0.8353	1.2691	1.9417	2.2805	0.9089	0.4599	0.7795	1.5603	2.583	4.0487	3.7561	3.9784	0.3194	3.099	3.4414
43	0.0305	0.3957	0.9817	0.8212	1.253	1.9154	2.2373	0.8976	0.4499	0.7682	1.5365	2.5478	3.9764	3.6965	3.903	0.3175	3.0442	3.3847
44	0.0302	0.3906	0.9679	0.8078	1.2374	1.8901	2.196	0.8868	0.4405	0.7573	1.5137	2.514	3.9072	3.6394	3.8308	0.3158	2.9916	3.3309
45	0.0298	0.3856	0.9548	0.7949	1.2224	1.8658	2.1565	0.8766	0.4315	0.7469	1.4917	2.4815	3.8408	3.5848	3.7615	0.3141	2.9413	3.2796
46	0.0295	0.3809	0.9422	0.7826	1.208	1.8423	2.1186	0.8669	0.4229	0.7369	1.4706	2.4501	3.7771	3.5323	3.6949	0.3125	2.893	3.2309
47	0.0291	0.3763	0.93	0.7707	1.1941	1.8197	2.0822	0.8576	0.4147	0.7272	1.4501	2.4198	3.7159	3.4821	3.631	0.311	2.8466	3.1845
48	0.0288	0.3718	0.9184	0.7594	1.1806	1.7978	2.0473	0.8489	0.4069	0.718	1.4304	2.3906	3.6571	3.4338	3.5694	0.3096	2.802	3.1402
49	0.0285	0.3676	0.9072	0.7485	1.1676	1.7767	2.0138	0.8407	0.3994	0.7091	1.4113	2.3624	3.6005	3.3874	3.5102	0.3082	2.7591	3.098
50	0.0282	0.3634	0.8964	0.738	1.1551	1.7563	1.9815	0.8329	0.3923	0.7005	1.3929	2.3351	3.5459	3.3428	3.4532	0.3069	2.7179	3.0578
70	0.0246	0.3196	0.7943	0.6288	0.9676	1.5749	1.6978	0.7938	0.3062	0.6337	1.237	2.0934	3.0782	2.9744	3.4024	0.2943	2.3645	2.7143
75	0.0241	0.3181	0.7904	0.6204	0.9628	1.5749	1.6978	0.8135	0.2955	0.6378	1.237	2.0934	3.0782	2.9744	3.4024	0.2947	2.3645	2.7143
79	0.0237	0.3183	0.7893	0.6155	0.9595	1.5749	1.6978	0.8354	0.2885	0.6425	1.237	2.0934	3.0782	2.9744	3.4024	0.296	2.3645	2.7143
80	0.0236	0.3186	0.7893	0.6145	0.9588	1.5749	1.6978	0.8418	0.2869	0.6439	1.237	2.0934	3.0782	2.9744	3.4024	0.2964	2.3645	2.7143
81	0.0235	0.3189	0.7894	0.6136	0.958	1.5749	1.6978	0.8485	0.2854	0.6453	1.237	2.0934	3.0782	2.9744	3.4024	0.2969	2.3645	2.7143
82	0.0234	0.3193	0.7896	0.6128	0.9573	1.5749	1.6978	0.8555	0.284	0.6468	1.237	2.0934	3.0782	2.9744	3.4024	0.2975	2.3645	2.7143
83	0.0233	0.3198	0.7899	0.612	0.9566	1.5749	1.6978	0.8629	0.2827	0.6484	1.237	2.0934	3.0782	2.9744	3.4024	0.2981	2.3645	2.7143
84	0.0232	0.3204	0.7903	0.6114	0.9559	1.5749	1.6978	0.8706	0.2814	0.65	1.237	2.0934	3.0782	2.9744	3.4024	0.2988	2.3645	2.7143
85	0.0231	0.3211	0.7908	0.6108	0.9552	1.5749	1.6978	0.8786	0.2801	0.6517	1.237	2.0934	3.0782	2.9744	3.4024	0.2995	2.3645	2.7143
86	0.023	0.322	0.792	0.610	0.955	1.575	1.698	0.887	0.279	0.654	1.237	2.093	3.078	2.974	3.402	0.300	2.365	2.714
87	0.023	0.3227	0.7922	0.6099	0.954	1.5749	1.6978	0.8957	0.2778	0.6554	1.237	2.0934	3.0782	2.9744	3.4024	0.3011	2.3645	2.7143
88	0.0229	0.3236	0.793	0.6095	0.9534	1.5749	1.6978	0.9048	0.2768	0.6573	1.237	2.0934	3.0782	2.9744	3.4024	0.302	2.3645	2.7143
89	0.0229	0.3246	0.7943	0.6099	0.953	1.5749	1.6978	0.9142	0.2764	0.6593	1.237	2.0934	3.0782	2.9744	3.4024	0.3029	2.3645	2.7143
90	0.0228	0.3257	0.7963	0.6109	0.953	1.5749	1.6978	0.924	0.2768	0.6614	1.237	2.0934	3.0782	2.9744	3.4024	0.3039	2.3645	2.7143
91	0.0228	0.3268	0.7982	0.6119	0.953	1.5749	1.6978	0.934	0.2771	0.6636	1.237	2.0934	3.0782	2.9744	3.4024	0.3049	2.3645	2.7143
92	0.0227	0.3281	0.8003	0.613	0.953	1.5749	1.6978	0.9445	0.2775	0.6658	1.237	2.0934	3.0782	2.9744	3.4024	0.306	2.3645	2.7143
93	0.0227	0.3294	0.8024	0.6142	0.953	1.5749	1.6978	0.9552	0.2779	0.6681	1.237	2.0934	3.0782	2.9744	3.4024	0.3071	2.3645	2.7143
94	0.0226	0.3309	0.8046	0.6153	0.953	1.5749	1.6978	0.9663	0.2783	0.6704	1.237	2.0934	3.0782	2.9744	3.4024	0.3084	2.3645	2.7143
95	0.0226	0.3324	0.8069	0.6166	0.953	1.5749	1.6978	0.9778	0.2788	0.6729	1.237	2.0934	3.0782	2.9744	3.4024	0.3096	2.3645	2.7143
96	0.0226	0.334	0.8092	0.6178	0.953	1.5749	1.6978	0.9895	0.2793	0.6754	1.237	2.0934	3.0782	2.9744	3.4024	0.3109	2.3645	2.7143
97	0.0225	0.3357	0.8117	0.6191	0.953	1.5749	1.6978	1.0016	0.2798	0.678	1.237	2.0934	3.0782	2.9744	3.4024	0.3123	2.3645	2.7143
98	0.0225	0.3374	0.8142	0.6205	0.953	1.5749	1.6978	1.0141	0.2803	0.6806	1.237	2.0934	3.0782	2.9744	3.4024	0.3138	2.3645	2.7143
99	0.0225	0.3393	0.8167	0.6218	0.953	1.5749	1.6978	1.0269	0.2808	0.6833	1.237	2.0934	3.0782	2.9744	3.4024	0.3152	2.3645	2.7143

NOx Start Emissions Factors (g/trip)

Soak Time (min)	PC	TAXI	LGV3	LGV4	LGV6	HGV7	HGV8	PLB	PV4	PV5	NFB6	NFB7	NFB8	FBSD	FBDD	MC	HGV9	NFB9
5	0.0988	1.006	0.0159	0.0016	0.0416	0.0677	0.2046	0.8537	0.0445	0.2814	0.0261	0.0796	0.3243	0.3575	0.7909	0.1196	0.2249	0.1531
10	0.1014	1.0226	0.0189	0.0018	0.075	0.1219	0.3683	1.2931	0.0541	0.4293	0.0469	0.1432	0.5837	0.6435	1.4236	0.1328	0.4048	0.2755
20	0.1063	1.0552	0.0243	0.0022	0.1	0.1625	0.4911	2.0461	0.0711	0.6717	0.0626	0.1909	0.7782	0.8581	1.8982	0.1566	0.5398	0.3674
30	0.1108	1.0866	0.0287	0.0025	0.1416	0.2303	0.6957	2.6715	0.0851	0.8803	0.0887	0.2705	1.1025	1.2156	2.6891	0.177	0.7647	0.5204
40	0.1148	1.1171	0.0323	0.0027	0.1749	0.2844	0.8594	3.1554	0.0961	1.0421	0.1095	0.3341	1.3619	1.5016	3.3218	0.1938	0.9446	0.6429
50	0.1184	1.1464	0.035	0.0029	0.2332	0.3793	1.1459	3.5162	0.1041	1.1743	0.1461	0.4455	1.8158	2.0021	4.4291	0.2072	1.2595	0.8572
60	0.1216	1.1747	0.0367	0.003	0.3415	0.5554	1.6779	3.7677	0.109	1.29	0.2139	0.6524	2.6589	2.9317	6.4854	0.2171	1.8443	1.2551
120	0.1345	1.3075	0.0386	0.0032	0.4248	0.6908	2.0872	3.9101	0.1128	1.3634	0.266	0.8115	3.3074	3.6468	8.0673	0.2234	2.2941	1.5613
180	0.148	1.4406	0.0391	0.0035	0.6247	1.0159	3.0694	4.0068	0.1241	1.4628	0.3912	1.1934	4.8638	5.3629	11.8636	0.2193	3.3737	2.296
240	0.1468	1.4288	0.0384	0.0035	0.8163	1.3274	4.0106	4.0918	0.1233	1.5557	0.5112	1.5593	6.3553	7.0075	15.5018	0.213	4.4084	3.0001
300	0.1448	1.4088	0.0375	0.0034	0.9163	1.49	4.5017	4.1192	0.1222	1.5988	0.5738	1.7503	7.1335	7.8655	17.4	0.2051	4.9482	3.3674
360	0.142	1.3806	0.0364	0.0034	1.0828	1.7609	5.3202	4.1761	0.1206	1.6743	0.6781	2.0685	8.4305	9.2956	20.5636	0.1957	5.8478	3.9797
420	0.1383	1.3443	0.0351	0.0033	1.1911	1.937	5.8522	4.1938	0.1187	1.7173	0.7459	2.2753	9.2736	10.2252	22.62	0.1847	6.4326	4.3777
480	0.1339	1.2998	0.0336	0.0032	1.2494	2.0318	6.1387	4.1768	0.1163	1.7322	0.7824	2.3867	9.7275	10.7257	23.7272	0.1721	6.7475	4.592
540	0.1287	1.2472	0.0319	0.0031	1.2828	2.086	6.3024	4.1389	0.1136	1.7319	0.8033	2.4504	9.9869	11.0118	24.36	0.158	6.9274	4.7144
600	0.1226	1.1864	0.03	0.003	1.3161	2.1401	6.4661	4.0938	0.1105	1.7294	0.8242	2.514	10.2463	11.2978	24.9927	0.1423	7.1074	4.8369
660	0.1158	1.1175	0.0279	0.0029	1.3327	2.1672	6.548	4.0324	0.1071	1.716	0.8346	2.5458	10.376	11.4408	25.3091	0.1251	7.1973	4.8981
720	0.1081	1.0404	0.0256	0.0028	1.3327	2.1672	6.548	3.9548	0.1032	1.6917	0.8346	2.5458	10.376	11.4408	25.3091	0.1063	7.1973	4.8981
MAX	**0.1480**	**1.4406**	**0.0391**	**0.0035**	**1.3327**	**2.1672**	**6.5480**	**4.1938**	**0.1241**	**1.7322**	**0.8346**	**2.5458**	**10.3760**	**11.4408**	**25.3091**	**0.2234**	**7.1973**	**4.8981**

NO2 Running Emission Factors (g/km-veh) at different speeds

Speed (kph)	PC	TAXI	LGV3	LGV4	LGV6	HGV7	HGV8	PLB	PV4	PV5	NFB6	NFB7	NFB8	FBSD	FBDD	MC	HGV9	NFB9
22	0.0022	0.0151	0.1352	0.1204	0.5145	0.8745	0.6198	0.1342	0.1606	0.2782	0.6655	1.2247	0.6562	0.1822	0.3814	0.0188	0.7215	0.5612
23	0.0022	0.0147	0.1316	0.117	0.5023	0.8523	0.5941	0.1305	0.1548	0.2702	0.6465	1.1939	0.63	0.176	0.3674	0.0186	0.6944	0.5349
24	0.0021	0.0143	0.1283	0.1138	0.4909	0.8315	0.5705	0.1269	0.1493	0.2629	0.6289	1.165	0.6059	0.1703	0.3546	0.0184	0.6694	0.511
25	0.0021	0.014	0.1251	0.1107	0.48	0.8119	0.5487	0.1237	0.1441	0.256	0.6124	1.1377	0.5836	0.165	0.3428	0.0183	0.6463	0.489
26	0.0021	0.0137	0.122	0.1077	0.4697	0.7934	0.5286	0.1206	0.139	0.2495	0.5969	1.112	0.5629	0.1601	0.3319	0.0181	0.6249	0.4687
27	0.002	0.0134	0.1192	0.1049	0.46	0.7758	0.5099	0.1177	0.1342	0.2435	0.5825	1.0876	0.5438	0.1555	0.3219	0.0179	0.605	0.4501
28	0.002	0.0131	0.1164	0.1023	0.4507	0.7591	0.4926	0.115	0.1295	0.2378	0.5688	1.0645	0.526	0.1512	0.3125	0.0177	0.5864	0.4328
29	0.002	0.0129	0.1138	0.0997	0.4419	0.7433	0.4764	0.1124	0.1251	0.2324	0.556	1.0425	0.5093	0.1471	0.3038	0.0176	0.569	0.4167
30	0.0019	0.0126	0.1113	0.0973	0.4334	0.7282	0.4612	0.11	0.1208	0.2274	0.5438	1.0215	0.4938	0.1434	0.2957	0.0174	0.5527	0.4019
33	0.0018	0.0119	0.1024	0.0881	0.4061	0.6806	0.4212	0.1034	0.1023	0.2137	0.5111	0.9566	0.4525	0.1334	0.2742	0.017	0.5094	0.3629
34	0.0018	0.0117	0.1005	0.0862	0.3994	0.6685	0.4094	0.1014	0.0991	0.2096	0.5013	0.9398	0.4404	0.1304	0.2678	0.0169	0.4966	0.3516
35	0.0018	0.0115	0.0986	0.0845	0.393	0.657	0.3983	0.0996	0.0961	0.2057	0.4919	0.9239	0.4289	0.1276	0.2618	0.0167	0.4845	0.3409
36	0.0018	0.0114	0.0968	0.0828	0.3868	0.6461	0.3878	0.0978	0.0933	0.2019	0.483	0.9087	0.418	0.1249	0.2561	0.0166	0.473	0.3309
37	0.0017	0.0112	0.0952	0.0812	0.381	0.6356	0.3778	0.0961	0.0907	0.1984	0.4744	0.8941	0.4077	0.1224	0.2507	0.0165	0.4621	0.3215
38	0.0017	0.011	0.0936	0.0797	0.3754	0.6257	0.3684	0.0944	0.0882	0.195	0.4663	0.8802	0.398	0.12	0.2455	0.0164	0.4517	0.3126
39	0.0017	0.0108	0.0921	0.0782	0.3701	0.6161	0.3594	0.0929	0.0859	0.1917	0.4585	0.867	0.3887	0.1177	0.2406	0.0163	0.4419	0.3042
40	0.0017	0.0107	0.0906	0.0768	0.365	0.607	0.3509	0.0913	0.0837	0.1886	0.451	0.8542	0.3799	0.1155	0.236	0.0162	0.4325	0.2963
41	0.0017	0.0105	0.0892	0.0755	0.3601	0.5982	0.3427	0.0899	0.0816	0.1856	0.4438	0.842	0.3715	0.1134	0.2315	0.0161	0.4236	0.2888
42	0.0016	0.0104	0.0879	0.0743	0.3554	0.5898	0.335	0.0885	0.0797	0.1827	0.4369	0.8303	0.3634	0.1115	0.2273	0.016	0.415	0.2818
43	0.0016	0.0102	0.0866	0.0731	0.3508	0.5818	0.3276	0.0872	0.0778	0.1799	0.4302	0.8191	0.3558	0.1096	0.2232	0.0159	0.4068	0.275
44	0.0016	0.0101	0.0854	0.0719	0.3465	0.574	0.3206	0.0859	0.076	0.1772	0.4238	0.8082	0.3485	0.1077	0.2193	0.0158	0.399	0.2687
45	0.0016	0.01	0.0843	0.0708	0.3423	0.5665	0.3139	0.0847	0.0743	0.1747	0.4177	0.7978	0.3415	0.106	0.2156	0.0157	0.3915	0.2626
46	0.0016	0.0099	0.0832	0.0698	0.3382	0.5593	0.3074	0.0835	0.0727	0.1722	0.4118	0.7877	0.3348	0.1044	0.212	0.0156	0.3844	0.2569
47	0.0015	0.0097	0.0821	0.0688	0.3343	0.5524	0.3013	0.0823	0.0712	0.1698	0.406	0.778	0.3284	0.1028	0.2086	0.0156	0.3775	0.2514
48	0.0015	0.0096	0.0811	0.0678	0.3306	0.5457	0.2954	0.0812	0.0697	0.1675	0.4005	0.7687	0.3223	0.1012	0.2053	0.0155	0.3709	0.2462
49	0.0015	0.0095	0.0801	0.0669	0.3269	0.5392	0.2897	0.0802	0.0683	0.1653	0.3952	0.7596	0.3164	0.0998	0.2021	0.0154	0.3645	0.2412
50	0.0015	0.0094	0.0791	0.066	0.3234	0.5329	0.2842	0.0791	0.067	0.1631	0.39	0.7509	0.3107	0.0984	0.199	0.0153	0.3584	0.2365
70	0.0013	0.0083	0.0697	0.0567	0.2709	0.4772	0.2338	0.0706	0.0507	0.1449	0.3464	0.6733	0.259	0.0863	0.1843	0.0147	0.304	0.1907
75	0.0013	0.0082	0.0692	0.0559	0.2696	0.4772	0.2338	0.0707	0.0486	0.145	0.3464	0.6733	0.259	0.0863	0.1843	0.0147	0.304	0.1907
79	0.0013	0.0082	0.0689	0.0555	0.2687	0.4772	0.2338	0.0709	0.0471	0.145	0.3464	0.6733	0.259	0.0863	0.1843	0.0148	0.304	0.1907
80	0.0013	0.0082	0.0689	0.0554	0.2685	0.4772	0.2338	0.0709	0.0468	0.145	0.3464	0.6733	0.259	0.0863	0.1843	0.0148	0.304	0.1907
81	0.0013	0.0082	0.0688	0.0553	0.2682	0.4772	0.2338	0.0709	0.0464	0.145	0.3464	0.6733	0.259	0.0863	0.1843	0.0148	0.304	0.1907
82	0.0013	0.0082	0.0688	0.0552	0.268	0.4772	0.2338	0.071	0.0461	0.145	0.3464	0.6733	0.259	0.0863	0.1843	0.0149	0.304	0.1907
83	0.0013	0.0083	0.0687	0.0551	0.2678	0.4772	0.2338	0.071	0.0458	0.145	0.3464	0.6733	0.259	0.0863	0.1843	0.0149	0.304	0.1907
84	0.0013	0.0083	0.0687	0.055	0.2677	0.4772	0.2338	0.0711	0.0455	0.145	0.3464	0.6733	0.259	0.0863	0.1843	0.0149	0.304	0.1907
85	0.0013	0.0083	0.0687	0.0549	0.2675	0.4772	0.2338	0.0711	0.0452	0.145	0.3464	0.6733	0.259	0.0863	0.1843	0.015	0.304	0.1907
86	0.001	0.008	0.069	0.055	0.267	0.477	0.234	0.071	0.045	0.145	0.346	0.673	0.259	0.086	0.184	0.015	0.304	0.191
87	0.0013	0.0083	0.0686	0.0547	0.2671	0.4772	0.2338	0.0712	0.0447	0.1451	0.3464	0.6733	0.259	0.0863	0.1843	0.0151	0.304	0.1907
88	0.0013	0.0084	0.0686	0.0547	0.2669	0.4772	0.2338	0.0713	0.0444	0.1451	0.3464	0.6733	0.259	0.0863	0.1843	0.0151	0.304	0.1907
89	0.0013	0.0084	0.0686	0.0546	0.2669	0.4772	0.2338	0.0713	0.0443	0.1451	0.3464	0.6733	0.259	0.0863	0.1843	0.0151	0.304	0.1907
90	0.0013	0.0084	0.0687	0.0547	0.2669	0.4772	0.2338	0.0714	0.0443	0.1451	0.3464	0.6733	0.259	0.0863	0.1843	0.0152	0.304	0.1907
91	0.0013	0.0084	0.0687	0.0547	0.2669	0.4772	0.2338	0.0714	0.0443	0.1451	0.3464	0.6733	0.259	0.0863	0.1843	0.0152	0.304	0.1907
92	0.0013	0.0085	0.0688	0.0547	0.2669	0.4772	0.2338	0.0715	0.0443	0.1451	0.3464	0.6733	0.259	0.0863	0.1843	0.0153	0.304	0.1907
93	0.0013	0.0085	0.0689	0.0548	0.2669	0.4772	0.2338	0.0716	0.0444	0.1451	0.3464	0.6733	0.259	0.0863	0.1843	0.0154	0.304	0.1907
94	0.0013	0.0085	0.069	0.0548	0.2669	0.4772	0.2338	0.0716	0.0444	0.1451	0.3464	0.6733	0.259	0.0863	0.1843	0.0154	0.304	0.1907
95	0.0013	0.0086	0.069	0.0548	0.2669	0.4772	0.2338	0.0717	0.0444	0.1452	0.3464	0.6733	0.259	0.0863	0.1843	0.0155	0.304	0.1907
96	0.0013	0.0086	0.0691	0.0549	0.2669	0.4772	0.2338	0.0718	0.0444	0.1452	0.3464	0.6733	0.259	0.0863	0.1843	0.0155	0.304	0.1907
97	0.0013	0.0087	0.0692	0.0549	0.2669	0.4772	0.2338	0.0718	0.0444	0.1452	0.3464	0.6733	0.259	0.0863	0.1843	0.0156	0.304	0.1907
98	0.0013	0.0087	0.0693	0.055	0.2669	0.4772	0.2338	0.0719	0.0445	0.1452	0.3464	0.6733	0.259	0.0863	0.1843	0.0157	0.304	0.1907
99	0.0013	0.0088	0.0694	0.055	0.2669	0.4772	0.2338	0.072	0.0445	0.1452	0.3464	0.6733	0.259	0.0863	0.1843	0.0158	0.304	0.1907

NO2 Start Emissions Factors (g/trip)

Soak Time (min)	PC	TAXI	LGV3	LGV4	LGV6	HGV7	HGV8	PLB	PV4	PV5	NFB6	NFB7	NFB8	FBSD	FBDD	MC	HGV9	NFB9
5	0.0049	0.0272	0.0008	0.0001	0.0117	0.0198	0.0231	0.0118	0.0022	0.0077	0.0073	0.0194	0.0246	0.0126	0.0453	0.006	0.0186	0.0259
10	0.0051	0.0276	0.0009	0.0001	0.021	0.0356	0.0415	0.0196	0.0027	0.0133	0.0131	0.0349	0.0442	0.0227	0.0815	0.0066	0.0335	0.0467
20	0.0053	0.0285	0.0012	0.0001	0.028	0.0475	0.0553	0.0282	0.0036	0.0183	0.0175	0.0466	0.059	0.0303	0.1087	0.0078	0.0446	0.0622
30	0.0055	0.0293	0.0014	0.0001	0.0396	0.0673	0.0784	0.0385	0.0043	0.0255	0.0248	0.066	0.0836	0.0429	0.154	0.0088	0.0632	0.0882
40	0.0057	0.0302	0.0016	0.0001	0.049	0.0832	0.0968	0.0466	0.0048	0.0312	0.0307	0.0815	0.1032	0.053	0.1902	0.0097	0.0781	0.1089
50	0.0059	0.031	0.0017	0.0001	0.0653	0.1109	0.1291	0.0577	0.0052	0.0403	0.0409	0.1087	0.1377	0.0706	0.2536	0.0104	0.1041	0.1452
60	0.0061	0.0317	0.0018	0.0002	0.0956	0.1624	0.1891	0.0757	0.0055	0.0563	0.0599	0.1592	0.2016	0.1034	0.3714	0.0109	0.1524	0.2127
120	0.0067	0.0353	0.0019	0.0002	0.1189	0.202	0.2352	0.0892	0.0056	0.0686	0.0745	0.198	0.2507	0.1286	0.4619	0.0112	0.1896	0.2646
180	0.0074	0.0389	0.002	0.0002	0.1749	0.297	0.3458	0.1199	0.0062	0.0976	0.1095	0.2912	0.3687	0.1892	0.6793	0.011	0.2788	0.3891
240	0.0073	0.0386	0.0019	0.0002	0.2286	0.3881	0.4519	0.1494	0.0062	0.1254	0.1431	0.3805	0.4818	0.2472	0.8876	0.0107	0.3643	0.5084
300	0.0072	0.038	0.0019	0.0002	0.2566	0.4356	0.5072	0.1646	0.0061	0.1398	0.1607	0.427	0.5408	0.2775	0.9963	0.0103	0.4089	0.5706
360	0.0071	0.0373	0.0018	0.0002	0.3032	0.5148	0.5995	0.1901	0.006	0.1639	0.1899	0.5047	0.6391	0.3279	1.1775	0.0098	0.4832	0.6744
420	0.0069	0.0363	0.0018	0.0002	0.3335	0.5663	0.6594	0.2066	0.0059	0.1795	0.2089	0.5552	0.703	0.3607	1.2952	0.0092	0.5315	0.7418
480	0.0067	0.0351	0.0017	0.0002	0.3498	0.594	0.6917	0.2153	0.0058	0.1879	0.2191	0.5823	0.7374	0.3784	1.3586	0.0086	0.5576	0.7781
540	0.0064	0.0337	0.0016	0.0002	0.3592	0.6099	0.7101	0.2201	0.0057	0.1926	0.2249	0.5979	0.7571	0.3884	1.3949	0.0079	0.5724	0.7989
600	0.0061	0.032	0.0015	0.0002	0.3685	0.6257	0.7286	0.2248	0.0055	0.1973	0.2308	0.6134	0.7768	0.3985	1.4311	0.0071	0.5873	0.8196
660	0.0058	0.0302	0.0014	0.0001	0.3732	0.6336	0.7378	0.2269	0.0054	0.1996	0.2337	0.6211	0.7866	0.4036	1.4492	0.0063	0.5947	0.83
720	0.0054	0.0281	0.0013	0.0001	0.3732	0.6336	0.7378	0.2264	0.0052	0.1995	0.2337	0.6211	0.7866	0.4036	1.4492	0.0053	0.5947	0.83
MAX	**0.0074**	**0.0389**	**0.0020**	**0.0002**	**0.3732**	**0.6336**	**0.7378**	**0.2269**	**0.0062**	**0.1996**	**0.2337**	**0.6211**	**0.7866**	**0.4036**	**1.4492**	**0.0112**	**0.5947**	**0.8300**

Residual NOx Running Emission Factors (g/km-veh) at different speeds

Speed (kph)	PC	TAXI	LGV3	LGV4	LGV6	HGV7	HGV8	PLB	PV4	PV5	NFB6	NFB7	NFB8	FBSD	FBDD	MC	HGV9	NFB9
22	0.0394	0.5634	1.4008	1.2668	1.3229	1.9891	3.2774	1.1445	0.7223	0.8864	1.7114	2.5878	6.0463	5.774	6.3785	0.3577	4.4002	5.1617
23	0.0387	0.5488	1.3638	1.2295	1.2917	1.9395	3.1606	1.1209	0.698	0.8632	1.6626	2.5225	5.8418	5.5895	6.1482	0.354	4.2511	4.9802
24	0.0381	0.5354	1.3287	1.194	1.2621	1.8928	3.0527	1.0985	0.6748	0.8413	1.6171	2.461	5.6526	5.4187	5.9358	0.3503	4.1133	4.8131
25	0.0374	0.5229	1.2956	1.1604	1.2343	1.8488	2.9528	1.0769	0.6525	0.8208	1.5747	2.4032	5.4772	5.2602	5.7393	0.3467	3.9855	4.6589
26	0.0367	0.5114	1.2641	1.1284	1.208	1.8072	2.86	1.0563	0.6312	0.8016	1.535	2.3486	5.314	5.1126	5.5568	0.3434	3.8665	4.5163
27	0.0362	0.5008	1.2339	1.0978	1.1828	1.7678	2.7736	1.0366	0.6107	0.7834	1.4977	2.2969	5.1616	4.9749	5.3868	0.3401	3.7556	4.3839
28	0.0356	0.4909	1.2053	1.0684	1.159	1.7305	2.6929	1.0176	0.5911	0.7662	1.4627	2.2478	5.0191	4.8462	5.2281	0.337	3.6519	4.2609
29	0.035	0.4818	1.1779	1.0404	1.1362	1.6949	2.6174	0.9995	0.5721	0.7499	1.4297	2.2013	4.8856	4.7255	5.0795	0.3339	3.5547	4.1463
30	0.0345	0.4734	1.1517	1.0134	1.1145	1.6611	2.5466	0.982	0.5539	0.7344	1.3985	2.157	4.76	4.612	4.94	0.331	3.4635	4.0391
33	0.033	0.4484	1.0585	0.9111	1.0443	1.5559	2.3581	0.9337	0.4772	0.6926	1.3144	2.0203	4.4251	4.3096	4.5686	0.3228	3.2201	3.7571
34	0.0325	0.4408	1.038	0.8906	1.0269	1.5288	2.3022	0.9189	0.4637	0.6799	1.289	1.9848	4.3254	4.2197	4.4583	0.3203	3.1477	3.6743
35	0.0321	0.4335	1.0188	0.8711	1.0104	1.503	2.2493	0.9045	0.451	0.6679	1.265	1.9509	4.2309	4.1345	4.3538	0.3179	3.0791	3.5965
36	0.0316	0.4265	1.0006	0.8528	0.9948	1.4784	2.1991	0.8909	0.4391	0.6564	1.242	1.9186	4.1412	4.0538	4.2546	0.3156	3.0141	3.5231
37	0.0312	0.4199	0.9831	0.8355	0.9797	1.455	2.1515	0.8778	0.4278	0.6453	1.2201	1.8879	4.0559	3.977	4.1603	0.3133	2.9522	3.4538
38	0.0308	0.4136	0.9667	0.819	0.9654	1.4325	2.1062	0.8653	0.4172	0.6347	1.199	1.8585	3.9746	3.904	4.0706	0.3112	2.8934	3.3884
39	0.0304	0.4075	0.9509	0.8035	0.9516	1.4111	2.0631	0.8532	0.4072	0.6247	1.1789	1.8303	3.8972	3.8345	3.9851	0.3091	2.8373	3.3265
40	0.03	0.4016	0.936	0.7887	0.9385	1.3905	2.022	0.8418	0.3977	0.6149	1.1596	1.8034	3.8233	3.7683	3.9035	0.3071	2.7839	3.2679
41	0.0296	0.396	0.9218	0.7745	0.9259	1.3708	1.9829	0.8308	0.3888	0.6057	1.1411	1.7775	3.7527	3.7051	3.8257	0.3052	2.7328	3.2124
42	0.0293	0.3906	0.9081	0.761	0.9137	1.3519	1.9455	0.8204	0.3802	0.5968	1.1234	1.7527	3.6853	3.6446	3.7511	0.3034	2.684	3.1596
43	0.0289	0.3855	0.8951	0.7481	0.9022	1.3336	1.9097	0.8104	0.3721	0.5883	1.1063	1.7287	3.6206	3.5869	3.6798	0.3016	2.6374	3.1097
44	0.0286	0.3805	0.8825	0.7359	0.8909	1.3161	1.8754	0.8009	0.3645	0.5801	1.0899	1.7058	3.5587	3.5317	3.6115	0.3	2.5926	3.0622
45	0.0282	0.3756	0.8705	0.7241	0.8801	1.2993	1.8426	0.7919	0.3572	0.5722	1.074	1.6837	3.4993	3.4788	3.5459	0.2984	2.5498	3.017
46	0.0279	0.371	0.859	0.7128	0.8698	1.283	1.8112	0.7834	0.3502	0.5647	1.0588	1.6624	3.4423	3.4279	3.4829	0.2969	2.5086	2.974
47	0.0276	0.3666	0.8479	0.7019	0.8598	1.2673	1.7809	0.7753	0.3435	0.5574	1.0441	1.6418	3.3875	3.3793	3.4224	0.2954	2.4691	2.9331
48	0.0273	0.3622	0.8373	0.6916	0.85	1.2521	1.7519	0.7677	0.3372	0.5505	1.0299	1.6219	3.3348	3.3326	3.3641	0.2941	2.4311	2.894
49	0.027	0.3581	0.8271	0.6816	0.8407	1.2375	1.7241	0.7605	0.3311	0.5438	1.0161	1.6028	3.2841	3.2876	3.3081	0.2928	2.3946	2.8568
50	0.0267	0.354	0.8173	0.672	0.8317	1.2234	1.6973	0.7538	0.3253	0.5374	1.0029	1.5842	3.2352	3.2444	3.2542	0.2916	2.3595	2.8213
70	0.0233	0.3113	0.7246	0.5721	0.6967	1.0977	1.464	0.7232	0.2555	0.4888	0.8906	1.4201	2.8192	2.8881	3.2181	0.2796	2.0605	2.5236
75	0.0228	0.3099	0.7212	0.5645	0.6932	1.0977	1.464	0.7428	0.2469	0.4928	0.8906	1.4201	2.8192	2.8881	3.2181	0.28	2.0605	2.5236
79	0.0224	0.3101	0.7204	0.56	0.6908	1.0977	1.464	0.7645	0.2414	0.4975	0.8906	1.4201	2.8192	2.8881	3.2181	0.2812	2.0605	2.5236
80	0.0223	0.3104	0.7204	0.5591	0.6903	1.0977	1.464	0.7709	0.2401	0.4989	0.8906	1.4201	2.8192	2.8881	3.2181	0.2816	2.0605	2.5236
81	0.0222	0.3107	0.7206	0.5583	0.6898	1.0977	1.464	0.7776	0.239	0.5003	0.8906	1.4201	2.8192	2.8881	3.2181	0.2821	2.0605	2.5236
82	0.0221	0.3111	0.7208	0.5576	0.6893	1.0977	1.464	0.7845	0.2379	0.5018	0.8906	1.4201	2.8192	2.8881	3.2181	0.2826	2.0605	2.5236
83	0.022	0.3115	0.7212	0.5569	0.6888	1.0977	1.464	0.7919	0.2369	0.5034	0.8906	1.4201	2.8192	2.8881	3.2181	0.2832	2.0605	2.5236
84	0.0219	0.3121	0.7216	0.5564	0.6882	1.0977	1.464	0.7995	0.2359	0.505	0.8906	1.4201	2.8192	2.8881	3.2181	0.2839	2.0605	2.5236
85	0.0218	0.3128	0.7221	0.5559	0.6877	1.0977	1.464	0.8075	0.2349	0.5067	0.8906	1.4201	2.8192	2.8881	3.2181	0.2845	2.0605	2.5236
86	0.022	0.314	0.723	0.556	0.687	1.098	1.464	0.816	0.234	0.509	0.891	1.420	2.819	2.888	3.218	0.285	2.061	2.524
87	0.0217	0.3144	0.7236	0.5552	0.6869	1.0977	1.464	0.8245	0.2331	0.5103	0.8906	1.4201	2.8192	2.8881	3.2181	0.286	2.0605	2.5236
88	0.0216	0.3152	0.7244	0.5548	0.6865	1.0977	1.464	0.8335	0.2324	0.5122	0.8906	1.4201	2.8192	2.8881	3.2181	0.2869	2.0605	2.5236
89	0.0216	0.3162	0.7257	0.5553	0.6861	1.0977	1.464	0.8429	0.2321	0.5142	0.8906	1.4201	2.8192	2.8881	3.2181	0.2878	2.0605	2.5236
90	0.0215	0.3173	0.7276	0.5562	0.6861	1.0977	1.464	0.8526	0.2325	0.5163	0.8906	1.4201	2.8192	2.8881	3.2181	0.2887	2.0605	2.5236
91	0.0215	0.3184	0.7295	0.5572	0.6861	1.0977	1.464	0.8626	0.2328	0.5185	0.8906	1.4201	2.8192	2.8881	3.2181	0.2897	2.0605	2.5236
92	0.0214	0.3196	0.7315	0.5583	0.6861	1.0977	1.464	0.873	0.2332	0.5207	0.8906	1.4201	2.8192	2.8881	3.2181	0.2907	2.0605	2.5236
93	0.0214	0.3209	0.7335	0.5594	0.6861	1.0977	1.464	0.8836	0.2335	0.523	0.8906	1.4201	2.8192	2.8881	3.2181	0.2917	2.0605	2.5236
94	0.0213	0.3224	0.7356	0.5605	0.6861	1.0977	1.464	0.8947	0.2339	0.5253	0.8906	1.4201	2.8192	2.8881	3.2181	0.293	2.0605	2.5236
95	0.0213	0.3238	0.7379	0.5618	0.6861	1.0977	1.464	0.9061	0.2344	0.5277	0.8906	1.4201	2.8192	2.8881	3.2181	0.2941	2.0605	2.5236
96	0.0213	0.3254	0.7401	0.5629	0.6861	1.0977	1.464	0.9177	0.2349	0.5302	0.8906	1.4201	2.8192	2.8881	3.2181	0.2954	2.0605	2.5236
97	0.0212	0.327	0.7425	0.5642	0.6861	1.0977	1.464	0.9298	0.2354	0.5328	0.8906	1.4201	2.8192	2.8881	3.2181	0.2967	2.0605	2.5236
98	0.0212	0.3287	0.7449	0.5655	0.6861	1.0977	1.464	0.9422	0.2358	0.5354	0.8906	1.4201	2.8192	2.8881	3.2181	0.2981	2.0605	2.5236
99	0.0212	0.3305	0.7473	0.5668	0.6861	1.0977	1.464	0.9549	0.2363	0.5381	0.8906	1.4201	2.8192	2.8881	3.2181	0.2994	2.0605	2.5236

Residual NOx Start Emissions Factors (g/trip)

Soak Time (min)	PC	TAXI	LGV3	LGV4	LGV6	HGV7	HGV8	PLB	PV4	PV5	NFB6	NFB7	NFB8	FBSD	FBDD	MC	HGV9	NFB9
5	0.0939	0.9788	0.0151	0.0015	0.0299	0.0479	0.1815	0.8419	0.0423	0.2737	0.0188	0.0602	0.2997	0.3449	0.7456	0.1136	0.2063	0.1272
10	0.0963	0.995	0.018	0.0017	0.054	0.0863	0.3268	1.2735	0.0514	0.416	0.0338	0.1083	0.5395	0.6208	1.3421	0.1262	0.3713	0.2288
20	0.101	1.0267	0.0231	0.0021	0.072	0.115	0.4358	2.0179	0.0675	0.6534	0.0451	0.1443	0.7192	0.8278	1.7895	0.1488	0.4952	0.3052
30	0.1053	1.0573	0.0273	0.0024	0.102	0.163	0.6173	2.633	0.0808	0.8548	0.0639	0.2045	1.0189	1.1727	2.5351	0.1682	0.7015	0.4322
40	0.1091	1.0869	0.0307	0.0026	0.1259	0.2012	0.7626	3.1088	0.0913	1.0109	0.0788	0.2526	1.2587	1.4486	3.1316	0.1841	0.8665	0.534
50	0.1125	1.1154	0.0333	0.0028	0.1679	0.2684	1.0168	3.4585	0.0989	1.134	0.1052	0.3368	1.6781	1.9315	4.1755	0.1968	1.1554	0.712
60	0.1155	1.143	0.0349	0.0028	0.2459	0.393	1.4888	3.692	0.1035	1.2337	0.154	0.4932	2.4573	2.8283	6.114	0.2062	1.6919	1.0424
120	0.1278	1.2722	0.0367	0.003	0.3059	0.4888	1.852	3.8209	0.1072	1.2948	0.1915	0.6135	3.0567	3.5182	7.6054	0.2122	2.1045	1.2967
180	0.1406	1.4017	0.0371	0.0033	0.4498	0.7189	2.7236	3.8869	0.1179	1.3652	0.2817	0.9022	4.4951	5.1737	11.1843	0.2083	3.0949	1.9069
240	0.1395	1.3902	0.0365	0.0033	0.5877	0.9393	3.5587	3.9424	0.1171	1.4303	0.3681	1.1788	5.8735	6.7603	14.6142	0.2023	4.0441	2.4917
300	0.1376	1.3708	0.0356	0.0032	0.6597	1.0544	3.9945	3.9546	0.1161	1.459	0.4131	1.3233	6.5927	7.588	16.4037	0.1948	4.5393	2.7968
360	0.1349	1.3433	0.0346	0.0032	0.7796	1.2461	4.7207	3.986	0.1146	1.5104	0.4882	1.5638	7.7914	8.9677	19.3861	0.1859	5.3646	3.3053
420	0.1314	1.308	0.0333	0.0031	0.8576	1.3707	5.1928	3.9872	0.1128	1.5378	0.537	1.7201	8.5706	9.8645	21.3248	0.1755	5.9011	3.6359
480	0.1272	1.2647	0.0319	0.003	0.8996	1.4378	5.447	3.9615	0.1105	1.5443	0.5633	1.8044	8.9901	10.3473	22.3686	0.1635	6.1899	3.8139
540	0.1223	1.2135	0.0303	0.0029	0.9236	1.4761	5.5923	3.9188	0.1079	1.5393	0.5784	1.8525	9.2298	10.6234	22.9651	0.1501	6.355	3.9155
600	0.1165	1.1544	0.0285	0.0028	0.9476	1.5144	5.7375	3.869	0.105	1.5321	0.5934	1.9006	9.4695	10.8993	23.5616	0.1352	6.5201	4.0173
660	0.11	1.0873	0.0265	0.0028	0.9595	1.5336	5.8102	3.8055	0.1017	1.5164	0.6009	1.9247	9.5894	11.0372	23.8599	0.1188	6.6026	4.0681
720	0.1027	1.0123	0.0243	0.0027	0.9595	1.5336	5.8102	3.7284	0.098	1.4922	0.6009	1.9247	9.5894	11.0372	23.8599	0.101	6.6026	4.0681
MAX	**0.1406**	**1.4017**	**0.0371**	**0.0033**	**0.9595**	**1.5336**	**5.8102**	**3.9872**	**0.1179**	**1.5443**	**0.6009**	**1.9247**	**9.5894**	**11.0372**	**23.8599**	**0.2122**	**6.6026**	**4.0681**

RSP/PM10 Emission Factors (g/km-veh) at different speeds

Speed (kph)	PC	TAXI	LGV3	LGV4	LGV6	HGV7	HGV8	PLB	PV4	PV5	NFB6	NFB7	NFB8	FBSD	FBDD	MC	HGV9	NFB9
22	0.0056	0	0.0234	0.0197	0.0489	0.0618	0.1395	0.0245	0.0161	0.0433	0.0748	0.0605	0.2819	0.1882	0.2351	0.009	0.1696	0.1929
23	0.0054	0	0.0228	0.0191	0.048	0.0596	0.1357	0.0237	0.0155	0.0418	0.0722	0.059	0.2741	0.184	0.2298	0.0086	0.1649	0.1876
24	0.0051	0	0.0222	0.0186	0.0471	0.0576	0.1321	0.023	0.015	0.0404	0.0697	0.0576	0.2669	0.18	0.2248	0.0083	0.1606	0.1826
25	0.0049	0	0.0216	0.0182	0.0462	0.0558	0.1287	0.0222	0.0145	0.0391	0.0673	0.0564	0.2601	0.1763	0.2201	0.008	0.1565	0.178
26	0.0047	0	0.021	0.0177	0.0455	0.0541	0.1256	0.0216	0.0141	0.0378	0.0651	0.0552	0.2538	0.1728	0.2157	0.0077	0.1527	0.1736
27	0.0045	0	0.0205	0.0172	0.0447	0.0525	0.1226	0.0209	0.0136	0.0367	0.0629	0.054	0.2478	0.1695	0.2116	0.0074	0.1491	0.1695
28	0.0043	0	0.02	0.0168	0.044	0.0511	0.1199	0.0203	0.0132	0.0356	0.0609	0.053	0.2422	0.1664	0.2076	0.0071	0.1457	0.1657
29	0.0042	0	0.0195	0.0164	0.0434	0.0497	0.1172	0.0197	0.0128	0.0345	0.0591	0.052	0.2369	0.1635	0.2039	0.0069	0.1425	0.1621
30	0.004	0	0.019	0.016	0.0428	0.0485	0.1148	0.0192	0.0124	0.0336	0.0573	0.051	0.2319	0.1607	0.2003	0.0066	0.1395	0.1586
33	0.0036	0	0.0177	0.0149	0.0412	0.0453	0.1081	0.0178	0.0114	0.031	0.0526	0.0485	0.2184	0.153	0.1907	0.006	0.1314	0.1494
34	0.0034	0	0.0173	0.0146	0.0407	0.0443	0.1061	0.0174	0.0111	0.0302	0.0513	0.0477	0.2143	0.1507	0.1878	0.0058	0.129	0.1466
35	0.0033	0	0.0169	0.0142	0.0403	0.0434	0.1042	0.017	0.0108	0.0295	0.05	0.0469	0.2104	0.1485	0.185	0.0056	0.1266	0.144
36	0.0032	0	0.0165	0.0139	0.0399	0.0426	0.1023	0.0166	0.0105	0.0288	0.0488	0.0462	0.2067	0.1464	0.1823	0.0054	0.1244	0.1415
37	0.0031	0	0.0162	0.0136	0.0395	0.0418	0.1006	0.0163	0.0102	0.0282	0.0477	0.0456	0.2032	0.1443	0.1798	0.0053	0.1223	0.139
38	0.003	0	0.0158	0.0133	0.0391	0.041	0.0989	0.016	0.01	0.0277	0.0467	0.0449	0.1998	0.1424	0.1773	0.0051	0.1203	0.1367
39	0.0029	0	0.0155	0.0131	0.0388	0.0403	0.0973	0.0157	0.0097	0.0271	0.0457	0.0443	0.1966	0.1405	0.175	0.005	0.1183	0.1345
40	0.0028	0	0.0152	0.0128	0.0384	0.0397	0.0958	0.0154	0.0095	0.0267	0.0449	0.0437	0.1935	0.1387	0.1727	0.0049	0.1164	0.1324
41	0.0027	0	0.0149	0.0125	0.0381	0.039	0.0943	0.0152	0.0093	0.0262	0.0441	0.0431	0.1905	0.137	0.1705	0.0047	0.1147	0.1304
42	0.0027	0	0.0146	0.0123	0.0379	0.0384	0.0929	0.0149	0.0091	0.0258	0.0434	0.0425	0.1877	0.1353	0.1684	0.0046	0.1129	0.1284
43	0.0026	0	0.0143	0.012	0.0376	0.0379	0.0916	0.0147	0.0089	0.0254	0.0427	0.042	0.1849	0.1337	0.1664	0.0045	0.1113	0.1266
44	0.0025	0	0.014	0.0118	0.0373	0.0373	0.0902	0.0145	0.0087	0.0251	0.0421	0.0415	0.1823	0.1322	0.1645	0.0044	0.1097	0.1248
45	0.0024	0	0.0137	0.0116	0.0371	0.0368	0.089	0.0143	0.0085	0.0248	0.0416	0.041	0.1797	0.1307	0.1626	0.0043	0.1082	0.123
46	0.0024	0	0.0135	0.0114	0.0369	0.0363	0.0878	0.0142	0.0083	0.0245	0.0411	0.0405	0.1773	0.1292	0.1608	0.0042	0.1067	0.1213
47	0.0023	0	0.0132	0.0112	0.0367	0.0359	0.0866	0.014	0.0081	0.0242	0.0406	0.04	0.1749	0.1278	0.159	0.0041	0.1052	0.1197
48	0.0023	0	0.013	0.011	0.0366	0.0354	0.0855	0.0139	0.008	0.024	0.0403	0.0396	0.1726	0.1265	0.1573	0.004	0.1039	0.1182
49	0.0022	0	0.0128	0.0108	0.0364	0.035	0.0844	0.0138	0.0078	0.0238	0.0399	0.0391	0.1704	0.1251	0.1557	0.0039	0.1025	0.1167
50	0.0022	0	0.0126	0.0106	0.0363	0.0346	0.0833	0.0137	0.0077	0.0236	0.0396	0.0387	0.1683	0.1239	0.1541	0.0039	0.1013	0.1152
70	0.0016	0	0.0095	0.008	0.0362	0.0302	0.0828	0.0129	0.0058	0.0224	0.0382	0.0336	0.1675	0.1238	0.1535	0.0031	0.1009	0.1143
75	0.0016	0	0.0091	0.0077	0.037	0.0302	0.0828	0.0129	0.0056	0.0224	0.0382	0.0336	0.1675	0.1238	0.1535	0.003	0.1009	0.1143
79	0.0016	0	0.0088	0.0074	0.0378	0.0302	0.0828	0.0129	0.0054	0.0224	0.0382	0.0336	0.1675	0.1238	0.1535	0.0031	0.1009	0.1143
80	0.0016	0	0.0088	0.0074	0.0381	0.0302	0.0828	0.0129	0.0054	0.0224	0.0382	0.0336	0.1675	0.1238	0.1535	0.0031	0.1009	0.1143
81	0.0016	0	0.0087	0.0073	0.0383	0.0302	0.0828	0.0129	0.0054	0.0224	0.0382	0.0336	0.1675	0.1238	0.1535	0.0031	0.1009	0.1143
82	0.0016	0	0.0087	0.0073	0.0386	0.0302	0.0828	0.0129	0.0054	0.0224	0.0382	0.0336	0.1675	0.1238	0.1535	0.0031	0.1009	0.1143
83	0.0016	0	0.0086	0.0072	0.0388	0.0302	0.0828	0.0129	0.0054	0.0224	0.0382	0.0336	0.1675	0.1238	0.1535	0.0031	0.1009	0.1143
84	0.0016	0	0.0086	0.0072	0.0391	0.0302	0.0828	0.013	0.0053	0.0225	0.0382	0.0336	0.1675	0.1238	0.1535	0.0031	0.1009	0.1143
85	0.0016	0	0.0085	0.0071	0.0394	0.0302	0.0828	0.013	0.0053	0.0225	0.0382	0.0336	0.1675	0.1238	0.1535	0.0032	0.1009	0.1143
86	0.002	0.000	0.009	0.007	0.040	0.030	0.083	0.013	0.005	0.023	0.038	0.034	0.168	0.124	0.154	0.003	0.101	0.114
87	0.0016	0	0.0084	0.0071	0.04	0.0302	0.0828	0.013	0.0053	0.0225	0.0382	0.0336	0.1675	0.1238	0.1535	0.0032	0.1009	0.1143
88	0.0016	0	0.0084	0.007	0.0403	0.0302	0.0828	0.013	0.0053	0.0226	0.0382	0.0336	0.1675	0.1238	0.1535	0.0033	0.1009	0.1143
89	0.0017	0	0.0084	0.007	0.0407	0.0302	0.0828	0.0131	0.0053	0.0226	0.0382	0.0336	0.1675	0.1238	0.1535	0.0033	0.1009	0.1143
90	0.0017	0	0.0084	0.007	0.041	0.0302	0.0828	0.0131	0.0053	0.0226	0.0382	0.0336	0.1675	0.1238	0.1535	0.0033	0.1009	0.1143
91	0.0017	0	0.0083	0.007	0.0414	0.0302	0.0828	0.0131	0.0053	0.0227	0.0382	0.0336	0.1675	0.1238	0.1535	0.0034	0.1009	0.1143
92	0.0017	0	0.0083	0.007	0.0418	0.0302	0.0828	0.0131	0.0054	0.0227	0.0382	0.0336	0.1675	0.1238	0.1535	0.0034	0.1009	0.1143
93	0.0017	0	0.0083	0.0069	0.0422	0.0302	0.0828	0.0132	0.0054	0.0227	0.0382	0.0336	0.1675	0.1238	0.1535	0.0034	0.1009	0.1143
94	0.0017	0	0.0083	0.0069	0.0426	0.0302	0.0828	0.0132	0.0054	0.0228	0.0382	0.0336	0.1675	0.1238	0.1535	0.0035	0.1009	0.1143
95	0.0018	0	0.0083	0.0069	0.043	0.0302	0.0828	0.0132	0.0054	0.0228	0.0382	0.0336	0.1675	0.1238	0.1535	0.0035	0.1009	0.1143
96	0.0018	0	0.0083	0.0069	0.0435	0.0302	0.0828	0.0133	0.0054	0.0229	0.0382	0.0336	0.1675	0.1238	0.1535	0.0036	0.1009	0.1143
97	0.0018	0	0.0083	0.0069	0.0439	0.0302	0.0828	0.0133	0.0055	0.0229	0.0382	0.0336	0.1675	0.1238	0.1535	0.0037	0.1009	0.1143
98	0.0019	0	0.0082	0.0069	0.0444	0.0302	0.0828	0.0133	0.0055	0.023	0.0382	0.0336	0.1675	0.1238	0.1535	0.0037	0.1009	0.1143
99	0.0019	0	0.0082	0.0069	0.0449	0.0302	0.0828	0.0134	0.0055	0.023	0.0382	0.0336	0.1675	0.1238	0.1535	0.0038	0.1009	0.1143

RSP/PM10 Start Emissions Factors (g/trip)

Soak Time (min)	PC	TAXI	LGV3	LGV4	LGV6	HGV7	HGV8	PLB	PV4	PV5	NFB6	NFB7	NFB8	FBSD	FBDD	MC	HGV9	NFB9
5	0.0004	0	0.0004	0	0	0	0	0	0.0003	0	0	0	0	0	0	0.0047	0	0
10	0.0008	0	0.0004	0	0	0	0	0	0.0005	0	0	0	0	0	0	0.0044	0	0
20	0.0016	0	0.0004	0	0	0	0	0	0.001	0	0	0	0	0	0	0.0039	0	0
30	0.0023	0	0.0004	0.0001	0	0	0	0	0.0014	0	0	0	0	0	0	0.0035	0	0
40	0.003	0	0.0004	0.0001	0	0	0	0	0.0018	0	0	0	0	0	0	0.0033	0	0
50	0.0037	0	0.0004	0.0001	0	0	0	0	0.0022	0	0	0	0	0	0	0.0031	0	0
60	0.0043	0	0.0005	0.0001	0	0	0	0	0.0026	0	0	0	0	0	0	0.0031	0	0
120	0.0071	0	0.0008	0.0002	0	0	0	0	0.004	0	0	0	0	0	0	0.0057	0	0
180	0.0079	0	0.0009	0.0002	0	0	0	0	0.0044	0	0	0	0	0	0	0.0074	0	0
240	0.0087	0	0.0011	0.0002	0	0	0	0	0.0047	0	0	0	0	0	0	0.009	0	0
300	0.0094	0	0.0012	0.0003	0	0	0	0	0.005	0	0	0	0	0	0	0.0104	0	0
360	0.0099	0	0.0013	0.0003	0	0	0	0	0.0053	0	0	0	0	0	0	0.0116	0	0
420	0.0104	0	0.0014	0.0003	0	0	0	0	0.0055	0	0	0	0	0	0	0.0127	0	0
480	0.0108	0	0.0015	0.0003	0	0	0	0	0.0057	0	0	0	0	0	0	0.0136	0	0
540	0.011	0	0.0016	0.0003	0	0	0	0	0.0059	0	0	0	0	0	0	0.0143	0	0
600	0.0112	0	0.0016	0.0003	0	0	0	0	0.006	0	0	0	0	0	0	0.0148	0	0
660	0.0113	0	0.0016	0.0003	0	0	0	0	0.0061	0	0	0	0	0	0	0.0152	0	0
720	0.0113	0	0.0017	0.0003	0	0	0	0	0.0061	0	0	0	0	0	0	0.0153	0	0
MAX	**0.0113**	**0.0000**	**0.0017**	**0.0003**	**0.0000**	**0.0000**	**0.0000**	**0.0000**	**0.0061**	**0.0000**	**0.0000**	**0.0000**	**0.0000**	**0.0000**	**0.0000**	**0.0153**	**0.0000**	**0.0000**

FSP/PM2.5 Emission Factors (g/km-veh) at different speeds

Speed (kph)	PC	TAXI	LGV3	LGV4	LGV6	HGV7	HGV8	PLB	PV4	PV5	NFB6	NFB7	NFB8	FBSD	FBDD	MC	HGV9	NFB9
22	0.0052	0	0.0215	0.0181	0.045	0.0569	0.1284	0.0226	0.0148	0.0398	0.0688	0.0556	0.2594	0.1732	0.2163	0.0072	0.156	0.1775
23	0.005	0	0.0209	0.0176	0.0441	0.0548	0.1248	0.0218	0.0143	0.0384	0.0664	0.0543	0.2522	0.1693	0.2114	0.0069	0.1517	0.1726
24	0.0048	0	0.0203	0.0171	0.0433	0.053	0.1215	0.0211	0.0138	0.0372	0.0641	0.053	0.2455	0.1656	0.2068	0.0067	0.1477	0.168
25	0.0046	0	0.0198	0.0167	0.0425	0.0513	0.1184	0.0205	0.0134	0.036	0.0619	0.0519	0.2393	0.1622	0.2025	0.0064	0.144	0.1637
26	0.0044	0	0.0193	0.0163	0.0418	0.0497	0.1156	0.0198	0.013	0.0348	0.0598	0.0508	0.2335	0.159	0.1985	0.0062	0.1405	0.1597
27	0.0042	0	0.0188	0.0159	0.0412	0.0483	0.1128	0.0192	0.0126	0.0337	0.0579	0.0497	0.228	0.156	0.1946	0.0059	0.1372	0.156
28	0.004	0	0.0184	0.0155	0.0405	0.047	0.1103	0.0187	0.0122	0.0327	0.0561	0.0488	0.2228	0.1531	0.191	0.0057	0.1341	0.1524
29	0.0039	0	0.0179	0.0151	0.0399	0.0458	0.1079	0.0182	0.0118	0.0318	0.0543	0.0478	0.2179	0.1504	0.1876	0.0055	0.1311	0.1491
30	0.0037	0	0.0175	0.0147	0.0394	0.0446	0.1056	0.0177	0.0115	0.0309	0.0527	0.047	0.2133	0.1478	0.1843	0.0053	0.1284	0.146
33	0.0033	0	0.0163	0.0137	0.0379	0.0416	0.0994	0.0164	0.0105	0.0285	0.0484	0.0446	0.2009	0.1408	0.1755	0.0048	0.1209	0.1375
34	0.0032	0	0.0159	0.0134	0.0375	0.0408	0.0976	0.016	0.0102	0.0278	0.0472	0.0439	0.1972	0.1387	0.1728	0.0047	0.1186	0.1349
35	0.0031	0	0.0155	0.0131	0.037	0.0399	0.0958	0.0156	0.01	0.0271	0.046	0.0432	0.1936	0.1366	0.1702	0.0045	0.1165	0.1325
36	0.003	0	0.0152	0.0128	0.0367	0.0392	0.0941	0.0153	0.0097	0.0265	0.0449	0.0425	0.1902	0.1347	0.1677	0.0044	0.1145	0.1301
37	0.0029	0	0.0149	0.0125	0.0363	0.0384	0.0925	0.015	0.0094	0.026	0.0439	0.0419	0.187	0.1328	0.1654	0.0042	0.1125	0.1279
38	0.0028	0	0.0145	0.0123	0.036	0.0378	0.091	0.0147	0.0092	0.0255	0.0429	0.0413	0.1839	0.131	0.1631	0.0041	0.1106	0.1258
39	0.0027	0	0.0142	0.012	0.0357	0.0371	0.0895	0.0144	0.009	0.025	0.0421	0.0407	0.1809	0.1293	0.161	0.004	0.1088	0.1238
40	0.0026	0	0.0139	0.0118	0.0354	0.0365	0.0881	0.0142	0.0088	0.0245	0.0413	0.0402	0.178	0.1276	0.1589	0.0039	0.1071	0.1218
41	0.0025	0	0.0137	0.0115	0.0351	0.0359	0.0868	0.0139	0.0086	0.0241	0.0406	0.0397	0.1753	0.126	0.1569	0.0038	0.1055	0.12
42	0.0025	0	0.0134	0.0113	0.0348	0.0354	0.0855	0.0137	0.0084	0.0237	0.0399	0.0391	0.1727	0.1245	0.155	0.0037	0.1039	0.1182
43	0.0024	0	0.0131	0.0111	0.0346	0.0348	0.0842	0.0135	0.0082	0.0234	0.0393	0.0386	0.1701	0.123	0.1531	0.0036	0.1024	0.1164
44	0.0023	0	0.0129	0.0109	0.0344	0.0344	0.083	0.0134	0.008	0.0231	0.0387	0.0382	0.1677	0.1216	0.1513	0.0035	0.1009	0.1148
45	0.0023	0	0.0126	0.0107	0.0342	0.0339	0.0819	0.0132	0.0078	0.0228	0.0382	0.0377	0.1653	0.1202	0.1496	0.0034	0.0995	0.1132
46	0.0022	0	0.0124	0.0105	0.034	0.0334	0.0808	0.013	0.0076	0.0225	0.0378	0.0373	0.1631	0.1189	0.1479	0.0034	0.0981	0.1116
47	0.0022	0	0.0122	0.0103	0.0338	0.033	0.0797	0.0129	0.0075	0.0223	0.0374	0.0368	0.1609	0.1176	0.1463	0.0033	0.0968	0.1101
48	0.0021	0	0.0119	0.0101	0.0336	0.0326	0.0786	0.0128	0.0073	0.0221	0.037	0.0364	0.1588	0.1163	0.1447	0.0032	0.0956	0.1087
49	0.0021	0	0.0117	0.0099	0.0335	0.0322	0.0776	0.0127	0.0072	0.0219	0.0367	0.036	0.1568	0.1151	0.1432	0.0032	0.0943	0.1073
50	0.002	0	0.0115	0.0097	0.0334	0.0318	0.0767	0.0126	0.0071	0.0217	0.0365	0.0356	0.1548	0.114	0.1418	0.0031	0.0932	0.106
70	0.0015	0	0.0088	0.0074	0.0333	0.0278	0.0761	0.0119	0.0053	0.0206	0.0351	0.0309	0.1541	0.1139	0.1412	0.0025	0.0928	0.1051
75	0.0015	0	0.0084	0.007	0.034	0.0278	0.0761	0.0119	0.0051	0.0206	0.0351	0.0309	0.1541	0.1139	0.1412	0.0024	0.0928	0.1051
79	0.0015	0	0.0081	0.0068	0.0348	0.0278	0.0761	0.0119	0.005	0.0206	0.0351	0.0309	0.1541	0.1139	0.1412	0.0024	0.0928	0.1051
80	0.0015	0	0.008	0.0068	0.035	0.0278	0.0761	0.0119	0.005	0.0206	0.0351	0.0309	0.1541	0.1139	0.1412	0.0024	0.0928	0.1051
81	0.0015	0	0.008	0.0067	0.0352	0.0278	0.0761	0.0119	0.005	0.0206	0.0351	0.0309	0.1541	0.1139	0.1412	0.0025	0.0928	0.1051
82	0.0015	0	0.0079	0.0067	0.0355	0.0278	0.0761	0.0119	0.005	0.0206	0.0351	0.0309	0.1541	0.1139	0.1412	0.0025	0.0928	0.1051
83	0.0015	0	0.0079	0.0066	0.0357	0.0278	0.0761	0.0119	0.0049	0.0206	0.0351	0.0309	0.1541	0.1139	0.1412	0.0025	0.0928	0.1051
84	0.0015	0	0.0079	0.0066	0.036	0.0278	0.0761	0.0119	0.0049	0.0207	0.0351	0.0309	0.1541	0.1139	0.1412	0.0025	0.0928	0.1051
85	0.0015	0	0.0078	0.0066	0.0362	0.0278	0.0761	0.0119	0.0049	0.0207	0.0351	0.0309	0.1541	0.1139	0.1412	0.0025	0.0928	0.1051
86	0.002	0.000	0.008	0.007	0.037	0.028	0.076	0.012	0.005	0.021	0.035	0.031	0.154	0.114	0.141	0.003	0.093	0.105
87	0.0015	0	0.0077	0.0065	0.0368	0.0278	0.0761	0.012	0.0049	0.0207	0.0351	0.0309	0.1541	0.1139	0.1412	0.0026	0.0928	0.1051
88	0.0015	0	0.0077	0.0065	0.0371	0.0278	0.0761	0.012	0.0049	0.0208	0.0351	0.0309	0.1541	0.1139	0.1412	0.0026	0.0928	0.1051
89	0.0015	0	0.0077	0.0065	0.0374	0.0278	0.0761	0.012	0.0049	0.0208	0.0351	0.0309	0.1541	0.1139	0.1412	0.0026	0.0928	0.1051
90	0.0015	0	0.0077	0.0064	0.0378	0.0278	0.0761	0.012	0.0049	0.0208	0.0351	0.0309	0.1541	0.1139	0.1412	0.0026	0.0928	0.1051
91	0.0016	0	0.0076	0.0064	0.0381	0.0278	0.0761	0.0121	0.0049	0.0208	0.0351	0.0309	0.1541	0.1139	0.1412	0.0027	0.0928	0.1051
92	0.0016	0	0.0076	0.0064	0.0385	0.0278	0.0761	0.0121	0.0049	0.0209	0.0351	0.0309	0.1541	0.1139	0.1412	0.0027	0.0928	0.1051
93	0.0016	0	0.0076	0.0064	0.0388	0.0278	0.0761	0.0121	0.005	0.0209	0.0351	0.0309	0.1541	0.1139	0.1412	0.0027	0.0928	0.1051
94	0.0016	0	0.0076	0.0064	0.0392	0.0278	0.0761	0.0121	0.005	0.021	0.0351	0.0309	0.1541	0.1139	0.1412	0.0028	0.0928	0.1051
95	0.0016	0	0.0076	0.0064	0.0396	0.0278	0.0761	0.0122	0.005	0.021	0.0351	0.0309	0.1541	0.1139	0.1412	0.0028	0.0928	0.1051
96	0.0017	0	0.0076	0.0063	0.04	0.0278	0.0761	0.0122	0.005	0.021	0.0351	0.0309	0.1541	0.1139	0.1412	0.0029	0.0928	0.1051
97	0.0017	0	0.0076	0.0063	0.0404	0.0278	0.0761	0.0122	0.005	0.0211	0.0351	0.0309	0.1541	0.1139	0.1412	0.0029	0.0928	0.1051
98	0.0017	0	0.0076	0.0063	0.0408	0.0278	0.0761	0.0123	0.0051	0.0211	0.0351	0.0309	0.1541	0.1139	0.1412	0.003	0.0928	0.1051
99	0.0017	0	0.0076	0.0063	0.0413	0.0278	0.0761	0.0123	0.0051	0.0212	0.0351	0.0309	0.1541	0.1139	0.1412	0.003	0.0928	0.1051

FSP/PM2.5 Start Emissions Factors (g/trip)

Soak Time (min)	PC	TAXI	LGV3	LGV4	LGV6	HGV7	HGV8	PLB	PV4	PV5	NFB6	NFB7	NFB8	FBSD	FBDD	MC	HGV9	NFB9
5	0.0004	0	0.0003	0	0	0	0	0	0.0002	0	0	0	0	0	0	0.0036	0	0
10	0.0007	0	0.0003	0	0	0	0	0	0.0005	0	0	0	0	0	0	0.0034	0	0
20	0.0015	0	0.0003	0	0	0	0	0	0.0009	0	0	0	0	0	0	0.0031	0	0
30	0.0021	0	0.0003	0.0001	0	0	0	0	0.0013	0	0	0	0	0	0	0.0029	0	0
40	0.0028	0	0.0004	0.0001	0	0	0	0	0.0017	0	0	0	0	0	0	0.0027	0	0
50	0.0034	0	0.0004	0.0001	0	0	0	0	0.0021	0	0	0	0	0	0	0.0027	0	0
60	0.004	0	0.0004	0.0001	0	0	0	0	0.0024	0	0	0	0	0	0	0.0027	0	0
120	0.0066	0	0.0007	0.0002	0	0	0	0	0.0037	0	0	0	0	0	0	0.0048	0	0
180	0.0074	0	0.0008	0.0002	0	0	0	0	0.0041	0	0	0	0	0	0	0.0061	0	0
240	0.0081	0	0.0009	0.0002	0	0	0	0	0.0044	0	0	0	0	0	0	0.0073	0	0
300	0.0087	0	0.001	0.0002	0	0	0	0	0.0047	0	0	0	0	0	0	0.0084	0	0
360	0.0092	0	0.0011	0.0003	0	0	0	0	0.0049	0	0	0	0	0	0	0.0093	0	0
420	0.0096	0	0.0012	0.0003	0	0	0	0	0.0051	0	0	0	0	0	0	0.0102	0	0
480	0.01	0	0.0012	0.0003	0	0	0	0	0.0053	0	0	0	0	0	0	0.0108	0	0
540	0.0102	0	0.0013	0.0003	0	0	0	0	0.0054	0	0	0	0	0	0	0.0114	0	0
600	0.0104	0	0.0013	0.0003	0	0	0	0	0.0056	0	0	0	0	0	0	0.0118	0	0
660	0.0105	0	0.0014	0.0003	0	0	0	0	0.0056	0	0	0	0	0	0	0.0121	0	0
720	0.0105	0	0.0014	0.0003	0	0	0	0	0.0057	0	0	0	0	0	0	0.0122	0	0
MAX	**0.0105**	**0.0000**	**0.0014**	**0.0003**	**0.0000**	**0.0000**	**0.0000**	**0.0000**	**0.0057**	**0.0000**	**0.0000**	**0.0000**	**0.0000**	**0.0000**	**0.0000**	**0.0122**	**0.0000**	**0.0000**

TSP/PM30 Emission Factors (g/km-veh) at different speeds

Speed (kph)	PC	TAXI	LGV3	LGV4	LGV6	HGV7	HGV8	PLB	PV4	PV5	NFB6	NFB7	NFB8	FBSD	FBDD	MC	HGV9	NFB9
22	0.0058	0	0.0235	0.0197	0.0489	0.0618	0.1395	0.0245	0.0163	0.0433	0.0748	0.0605	0.2819	0.1882	0.2351	0.0098	0.1696	0.1929
23	0.0055	0	0.0228	0.0192	0.048	0.0596	0.1357	0.0237	0.0157	0.0418	0.0722	0.059	0.2741	0.184	0.2298	0.0094	0.1649	0.1876
24	0.0053	0	0.0222	0.0186	0.0471	0.0576	0.1321	0.023	0.0152	0.0404	0.0697	0.0576	0.2669	0.18	0.2248	0.009	0.1606	0.1826
25	0.0051	0	0.0216	0.0182	0.0462	0.0558	0.1287	0.0222	0.0147	0.0391	0.0673	0.0564	0.2601	0.1763	0.2201	0.0087	0.1565	0.178
26	0.0048	0	0.0211	0.0177	0.0455	0.0541	0.1256	0.0216	0.0142	0.0378	0.0651	0.0552	0.2538	0.1728	0.2157	0.0083	0.1527	0.1736
27	0.0046	0	0.0206	0.0173	0.0447	0.0525	0.1226	0.0209	0.0138	0.0367	0.0629	0.054	0.2478	0.1695	0.2116	0.008	0.1491	0.1695
28	0.0045	0	0.02	0.0168	0.044	0.0511	0.1199	0.0203	0.0134	0.0356	0.0609	0.053	0.2422	0.1664	0.2076	0.0077	0.1457	0.1657
29	0.0043	0	0.0196	0.0164	0.0434	0.0497	0.1172	0.0197	0.0129	0.0345	0.0591	0.052	0.2369	0.1635	0.2039	0.0075	0.1425	0.1621
30	0.0041	0	0.0191	0.016	0.0428	0.0485	0.1148	0.0192	0.0126	0.0336	0.0573	0.051	0.2319	0.1607	0.2003	0.0072	0.1395	0.1586
33	0.0037	0	0.0178	0.0149	0.0412	0.0453	0.1081	0.0178	0.0115	0.031	0.0526	0.0485	0.2184	0.153	0.1907	0.0065	0.1314	0.1494
34	0.0035	0	0.0174	0.0146	0.0407	0.0443	0.1061	0.0174	0.0112	0.0302	0.0513	0.0477	0.2143	0.1507	0.1878	0.0063	0.129	0.1466
35	0.0034	0	0.017	0.0143	0.0403	0.0434	0.1042	0.017	0.0109	0.0295	0.05	0.0469	0.2104	0.1485	0.185	0.0061	0.1266	0.144
36	0.0033	0	0.0166	0.0139	0.0399	0.0426	0.1023	0.0166	0.0106	0.0288	0.0488	0.0462	0.2067	0.1464	0.1823	0.0059	0.1244	0.1415
37	0.0032	0	0.0162	0.0136	0.0395	0.0418	0.1006	0.0163	0.0103	0.0282	0.0477	0.0456	0.2032	0.1443	0.1798	0.0058	0.1223	0.139
38	0.0031	0	0.0159	0.0133	0.0391	0.041	0.0989	0.016	0.0101	0.0277	0.0467	0.0449	0.1998	0.1424	0.1773	0.0056	0.1203	0.1367
39	0.003	0	0.0155	0.0131	0.0388	0.0403	0.0973	0.0157	0.0098	0.0271	0.0457	0.0443	0.1966	0.1405	0.175	0.0054	0.1183	0.1345
40	0.0029	0	0.0152	0.0128	0.0384	0.0397	0.0958	0.0154	0.0096	0.0267	0.0449	0.0437	0.1935	0.1387	0.1727	0.0053	0.1164	0.1324
41	0.0028	0	0.0149	0.0125	0.0381	0.039	0.0943	0.0152	0.0094	0.0262	0.0441	0.0431	0.1905	0.137	0.1705	0.0052	0.1147	0.1304
42	0.0027	0	0.0146	0.0123	0.0379	0.0384	0.0929	0.0149	0.0091	0.0258	0.0434	0.0425	0.1877	0.1353	0.1684	0.005	0.1129	0.1284
43	0.0027	0	0.0143	0.012	0.0376	0.0379	0.0916	0.0147	0.0089	0.0254	0.0427	0.042	0.1849	0.1337	0.1664	0.0049	0.1113	0.1266
44	0.0026	0	0.014	0.0118	0.0373	0.0373	0.0902	0.0145	0.0087	0.0251	0.0421	0.0415	0.1823	0.1322	0.1645	0.0048	0.1097	0.1248
45	0.0025	0	0.0138	0.0116	0.0371	0.0368	0.089	0.0143	0.0086	0.0248	0.0416	0.041	0.1797	0.1307	0.1626	0.0047	0.1082	0.123
46	0.0025	0	0.0135	0.0114	0.0369	0.0363	0.0878	0.0142	0.0084	0.0245	0.0411	0.0405	0.1773	0.1292	0.1608	0.0046	0.1067	0.1213
47	0.0024	0	0.0133	0.0112	0.0367	0.0359	0.0866	0.014	0.0082	0.0242	0.0406	0.04	0.1749	0.1278	0.159	0.0045	0.1052	0.1197
48	0.0023	0	0.013	0.011	0.0366	0.0354	0.0855	0.0139	0.008	0.024	0.0403	0.0396	0.1726	0.1265	0.1573	0.0044	0.1039	0.1182
49	0.0023	0	0.0128	0.0108	0.0364	0.035	0.0844	0.0138	0.0079	0.0238	0.0399	0.0391	0.1704	0.1251	0.1557	0.0043	0.1025	0.1167
50	0.0022	0	0.0126	0.0106	0.0363	0.0346	0.0833	0.0137	0.0077	0.0236	0.0396	0.0387	0.1683	0.1239	0.1541	0.0042	0.1013	0.1152
70	0.0017	0	0.0096	0.008	0.0362	0.0302	0.0828	0.0129	0.0058	0.0224	0.0382	0.0336	0.1675	0.1238	0.1535	0.0034	0.1009	0.1143
75	0.0016	0	0.0091	0.0077	0.037	0.0302	0.0828	0.0129	0.0056	0.0224	0.0382	0.0336	0.1675	0.1238	0.1535	0.0033	0.1009	0.1143
79	0.0016	0	0.0088	0.0074	0.0378	0.0302	0.0828	0.0129	0.0055	0.0224	0.0382	0.0336	0.1675	0.1238	0.1535	0.0033	0.1009	0.1143
80	0.0016	0	0.0088	0.0074	0.0381	0.0302	0.0828	0.0129	0.0055	0.0224	0.0382	0.0336	0.1675	0.1238	0.1535	0.0034	0.1009	0.1143
81	0.0016	0	0.0087	0.0073	0.0383	0.0302	0.0828	0.0129	0.0054	0.0224	0.0382	0.0336	0.1675	0.1238	0.1535	0.0034	0.1009	0.1143
82	0.0016	0	0.0087	0.0073	0.0386	0.0302	0.0828	0.0129	0.0054	0.0224	0.0382	0.0336	0.1675	0.1238	0.1535	0.0034	0.1009	0.1143
83	0.0016	0	0.0086	0.0072	0.0388	0.0302	0.0828	0.0129	0.0054	0.0224	0.0382	0.0336	0.1675	0.1238	0.1535	0.0034	0.1009	0.1143
84	0.0016	0	0.0086	0.0072	0.0391	0.0302	0.0828	0.013	0.0054	0.0225	0.0382	0.0336	0.1675	0.1238	0.1535	0.0034	0.1009	0.1143
85	0.0017	0	0.0085	0.0071	0.0394	0.0302	0.0828	0.013	0.0054	0.0225	0.0382	0.0336	0.1675	0.1238	0.1535	0.0035	0.1009	0.1143
86	0.002	0.000	0.009	0.007	0.040	0.030	0.083	0.013	0.005	0.023	0.038	0.034	0.168	0.124	0.154	0.004	0.101	0.114
87	0.0017	0	0.0085	0.0071	0.04	0.0302	0.0828	0.013	0.0054	0.0225	0.0382	0.0336	0.1675	0.1238	0.1535	0.0035	0.1009	0.1143
88	0.0017	0	0.0084	0.0071	0.0403	0.0302	0.0828	0.013	0.0054	0.0226	0.0382	0.0336	0.1675	0.1238	0.1535	0.0036	0.1009	0.1143
89	0.0017	0	0.0084	0.007	0.0407	0.0302	0.0828	0.0131	0.0054	0.0226	0.0382	0.0336	0.1675	0.1238	0.1535	0.0036	0.1009	0.1143
90	0.0017	0	0.0084	0.007	0.041	0.0302	0.0828	0.0131	0.0054	0.0226	0.0382	0.0336	0.1675	0.1238	0.1535	0.0036	0.1009	0.1143
91	0.0017	0	0.0084	0.007	0.0414	0.0302	0.0828	0.0131	0.0054	0.0227	0.0382	0.0336	0.1675	0.1238	0.1535	0.0037	0.1009	0.1143
92	0.0018	0	0.0083	0.007	0.0418	0.0302	0.0828	0.0131	0.0054	0.0227	0.0382	0.0336	0.1675	0.1238	0.1535	0.0037	0.1009	0.1143
93	0.0018	0	0.0083	0.0069	0.0422	0.0302	0.0828	0.0132	0.0054	0.0227	0.0382	0.0336	0.1675	0.1238	0.1535	0.0038	0.1009	0.1143
94	0.0018	0	0.0083	0.0069	0.0426	0.0302	0.0828	0.0132	0.0054	0.0228	0.0382	0.0336	0.1675	0.1238	0.1535	0.0038	0.1009	0.1143
95	0.0018	0	0.0083	0.0069	0.043	0.0302	0.0828	0.0132	0.0055	0.0228	0.0382	0.0336	0.1675	0.1238	0.1535	0.0039	0.1009	0.1143
96	0.0018	0	0.0083	0.0069	0.0435	0.0302	0.0828	0.0133	0.0055	0.0229	0.0382	0.0336	0.1675	0.1238	0.1535	0.0039	0.1009	0.1143
97	0.0019	0	0.0083	0.0069	0.0439	0.0302	0.0828	0.0133	0.0055	0.0229	0.0382	0.0336	0.1675	0.1238	0.1535	0.004	0.1009	0.1143
98	0.0019	0	0.0083	0.0069	0.0444	0.0302	0.0828	0.0133	0.0056	0.023	0.0382	0.0336	0.1675	0.1238	0.1535	0.0041	0.1009	0.1143
99	0.0019	0	0.0083	0.0069	0.0449	0.0302	0.0828	0.0134	0.0056	0.023	0.0382	0.0336	0.1675	0.1238	0.1535	0.0041	0.1009	0.1143

TSP/PM30 Start Emissions Factors (g/trip)

Soak Time (min)	PC	TAXI	LGV3	LGV4	LGV6	HGV7	HGV8	PLB	PV4	PV5	NFB6	NFB7	NFB8	FBSD	FBDD	MC	HGV9	NFB9
5	0.0004	0	0.0004	0	0	0	0	0	0.0003	0	0	0	0	0	0	0.0052	0	0
10	0.0008	0	0.0004	0	0	0	0	0	0.0005	0	0	0	0	0	0	0.0049	0	0
20	0.0016	0	0.0004	0	0	0	0	0	0.001	0	0	0	0	0	0	0.0043	0	0
30	0.0024	0	0.0004	0.0001	0	0	0	0	0.0015	0	0	0	0	0	0	0.0038	0	0
40	0.0031	0	0.0005	0.0001	0	0	0	0	0.0019	0	0	0	0	0	0	0.0035	0	0
50	0.0038	0	0.0005	0.0001	0	0	0	0	0.0023	0	0	0	0	0	0	0.0033	0	0
60	0.0044	0	0.0005	0.0001	0	0	0	0	0.0027	0	0	0	0	0	0	0.0033	0	0
120	0.0073	0	0.0008	0.0002	0	0	0	0	0.0042	0	0	0	0	0	0	0.0061	0	0
180	0.0082	0	0.001	0.0002	0	0	0	0	0.0045	0	0	0	0	0	0	0.008	0	0
240	0.009	0	0.0011	0.0003	0	0	0	0	0.0049	0	0	0	0	0	0	0.0098	0	0
300	0.0096	0	0.0013	0.0003	0	0	0	0	0.0052	0	0	0	0	0	0	0.0113	0	0
360	0.0102	0	0.0014	0.0003	0	0	0	0	0.0055	0	0	0	0	0	0	0.0127	0	0
420	0.0107	0	0.0015	0.0003	0	0	0	0	0.0057	0	0	0	0	0	0	0.0138	0	0
480	0.0111	0	0.0016	0.0003	0	0	0	0	0.0059	0	0	0	0	0	0	0.0148	0	0
540	0.0114	0	0.0017	0.0003	0	0	0	0	0.0061	0	0	0	0	0	0	0.0156	0	0
600	0.0116	0	0.0017	0.0003	0	0	0	0	0.0062	0	0	0	0	0	0	0.0162	0	0
660	0.0117	0	0.0018	0.0003	0	0	0	0	0.0063	0	0	0	0	0	0	0.0165	0	0
720	0.0117	0	0.0018	0.0003	0	0	0	0	0.0063	0	0	0	0	0	0	0.0167	0	0
MAX	**0.0117**	**0.0000**	**0.0018**	**0.0003**	**0.0000**	**0.0000**	**0.0000**	**0.0000**	**0.0063**	**0.0000**	**0.0000**	**0.0000**	**0.0000**	**0.0000**	**0.0000**	**0.0167**	**0.0000**	**0.0000**

NOx Running Emission Factors (g/km-veh) at different speeds

Speed (kph)	PC	TAXI	LGV3	LGV4	LGV6	HGV7	HGV8	PLB	PV4	PV5	NFB6	NFB7	NFB8	FBSD	FBDD	MC	HGV9	NFB9
22	0.0309	0.6276	1.1587	1.1442	1.2719	2.0531	2.6353	0.921	0.8945	0.7993	1.2266	1.8179	3.1885	2.5077	5.8314	0.2759	3.2138	1.6797
23	0.0303	0.6104	1.1182	1.1033	1.2373	1.9966	2.5216	0.8995	0.8596	0.7775	1.1916	1.7614	3.0497	2.4136	5.6169	0.2725	3.0852	1.5793
24	0.0298	0.5945	1.0795	1.0644	1.2046	1.9433	2.4172	0.8791	0.8261	0.7572	1.1591	1.7078	2.9223	2.3269	5.4195	0.2693	2.967	1.4879
25	0.0293	0.5796	1.0426	1.0271	1.1735	1.8927	2.3211	0.8598	0.794	0.7382	1.1287	1.6568	2.805	2.2467	5.2371	0.2662	2.8578	1.4044
26	0.0288	0.5657	1.0072	0.9915	1.144	1.8446	2.2322	0.8415	0.7632	0.7204	1.1002	1.6081	2.6966	2.1723	5.0679	0.2632	2.7566	1.3279
27	0.0283	0.5527	0.9733	0.9572	1.1158	1.7989	2.1499	0.8241	0.7336	0.7036	1.0735	1.5616	2.5962	2.103	4.9107	0.2603	2.6627	1.2575
28	0.0279	0.5404	0.9407	0.9244	1.0888	1.7553	2.0734	0.8075	0.7051	0.6877	1.0484	1.5171	2.5029	2.0383	4.764	0.2575	2.5752	1.1926
29	0.0274	0.5289	0.9094	0.8927	1.0631	1.7137	2.002	0.7918	0.6776	0.6727	1.0247	1.4745	2.416	1.9778	4.6268	0.2547	2.4936	1.1327
30	0.027	0.518	0.8792	0.8622	1.0384	1.6738	1.9355	0.7767	0.651	0.6586	1.0024	1.4335	2.3349	1.9211	4.4982	0.2521	2.4171	1.0771
33	0.0257	0.4883	0.7513	0.7323	0.9481	1.5325	1.7597	0.7355	0.5326	0.6202	0.9421	1.2737	2.1208	1.7704	4.1562	0.2447	2.2146	0.9325
34	0.0253	0.4793	0.729	0.7098	0.929	1.5015	1.708	0.723	0.5133	0.6086	0.9239	1.2427	2.0578	1.7257	4.0547	0.2425	2.1548	0.8906
35	0.0249	0.4708	0.7081	0.6888	0.9109	1.4722	1.6592	0.711	0.4953	0.5976	0.9067	1.2135	1.9985	1.6834	3.9586	0.2403	2.0982	0.8514
36	0.0246	0.4626	0.6885	0.6691	0.8938	1.4443	1.6131	0.6995	0.4785	0.5871	0.8902	1.186	1.9424	1.6433	3.8675	0.2381	2.0447	0.8146
37	0.0242	0.4548	0.6701	0.6505	0.8776	1.4179	1.5695	0.6885	0.4627	0.577	0.8745	1.1599	1.8893	1.6052	3.7809	0.2361	1.994	0.78
38	0.0238	0.4474	0.6527	0.633	0.8621	1.3928	1.5282	0.678	0.4479	0.5674	0.8594	1.1352	1.8391	1.5691	3.6986	0.2341	1.9458	0.7475
39	0.0235	0.4402	0.6363	0.6166	0.8474	1.3688	1.489	0.6679	0.4339	0.5581	0.845	1.1119	1.7914	1.5346	3.6202	0.2322	1.9001	0.7169
40	0.0231	0.4334	0.6208	0.601	0.8334	1.346	1.4517	0.6582	0.4208	0.5493	0.8312	1.0897	1.7461	1.5018	3.5454	0.2304	1.8565	0.688
41	0.0228	0.4268	0.6062	0.5862	0.8201	1.3241	1.4163	0.649	0.4084	0.5408	0.8179	1.0685	1.703	1.4705	3.474	0.2286	1.815	0.6607
42	0.0225	0.4205	0.5923	0.5722	0.8073	1.3033	1.3826	0.6402	0.3967	0.5327	0.8052	1.0484	1.6621	1.4406	3.4057	0.2269	1.7755	0.635
43	0.0222	0.4144	0.5791	0.559	0.7951	1.2833	1.3504	0.6317	0.3856	0.5249	0.793	1.0293	1.623	1.4119	3.3403	0.2253	1.7377	0.6105
44	0.0219	0.4085	0.5665	0.5464	0.7833	1.2641	1.3197	0.6237	0.3751	0.5174	0.7812	1.011	1.5857	1.3845	3.2777	0.2237	1.7016	0.5874
45	0.0216	0.4029	0.5546	0.5344	0.7721	1.2458	1.2904	0.616	0.3651	0.5102	0.7698	0.9935	1.5501	1.3583	3.2177	0.2222	1.667	0.5655
46	0.0213	0.3974	0.5433	0.523	0.7613	1.2281	1.2624	0.6086	0.3557	0.5032	0.7589	0.9767	1.516	1.3331	3.1601	0.2208	1.6339	0.5446
47	0.021	0.3922	0.5324	0.5121	0.751	1.2112	1.2356	0.6016	0.3467	0.4966	0.7484	0.9607	1.4835	1.309	3.1047	0.2194	1.6021	0.5249
48	0.0207	0.3871	0.5221	0.5017	0.741	1.1948	1.2098	0.5949	0.3381	0.4902	0.7382	0.9453	1.4523	1.2858	3.0515	0.2181	1.5717	0.506
49	0.0204	0.3822	0.5122	0.4918	0.7314	1.1791	1.1852	0.5886	0.3299	0.484	0.7283	0.9306	1.4223	1.2634	3.0002	0.2168	1.5424	0.4881
50	0.0201	0.3775	0.5028	0.4823	0.7222	1.164	1.1616	0.5825	0.3222	0.478	0.7188	0.9164	1.3936	1.2419	2.9509	0.2156	1.5143	0.471
70	0.0159	0.3263	0.3902	0.3678	0.5884	1.0229	0.9386	0.545	0.2221	0.4307	0.6384	0.7786	1.1221	1.0503	2.9095	0.2022	1.2571	0.2883
75	0.0151	0.3239	0.3764	0.3532	0.5812	1.0229	0.9386	0.5551	0.2074	0.433	0.6384	0.7786	1.1221	1.0503	2.9095	0.2016	1.2571	0.2883
79	0.0145	0.3235	0.3669	0.3431	0.5762	1.0229	0.9386	0.5663	0.1974	0.4355	0.6384	0.7786	1.1221	1.0503	2.9095	0.202	1.2571	0.2883
80	0.0143	0.3236	0.3647	0.3407	0.575	1.0229	0.9386	0.5696	0.1951	0.4362	0.6384	0.7786	1.1221	1.0503	2.9095	0.2022	1.2571	0.2883
81	0.0142	0.3237	0.3626	0.3385	0.5739	1.0229	0.9386	0.573	0.1928	0.437	0.6384	0.7786	1.1221	1.0503	2.9095	0.2024	1.2571	0.2883
82	0.0141	0.324	0.3606	0.3363	0.5728	1.0229	0.9386	0.5766	0.1906	0.4378	0.6384	0.7786	1.1221	1.0503	2.9095	0.2027	1.2571	0.2883
83	0.0139	0.3243	0.3586	0.3342	0.5718	1.0229	0.9386	0.5804	0.1885	0.4386	0.6384	0.7786	1.1221	1.0503	2.9095	0.203	1.2571	0.2883
84	0.0138	0.3247	0.3567	0.3321	0.5708	1.0229	0.9386	0.5843	0.1865	0.4395	0.6384	0.7786	1.1221	1.0503	2.9095	0.2034	1.2571	0.2883
85	0.0137	0.3252	0.3549	0.3301	0.5698	1.0229	0.9386	0.5885	0.1845	0.4405	0.6384	0.7786	1.1221	1.0503	2.9095	0.2038	1.2571	0.2883
86	0.014	0.326	0.353	0.328	0.569	1.023	0.939	0.593	0.183	0.441	0.638	0.779	1.122	1.050	2.910	0.204	1.257	0.288
87	0.0134	0.3265	0.3513	0.3263	0.5678	1.0229	0.9386	0.5972	0.1808	0.4424	0.6384	0.7786	1.1221	1.0503	2.9095	0.2047	1.2571	0.2883
88	0.0133	0.3272	0.3497	0.3244	0.5669	1.0229	0.9386	0.6019	0.179	0.4435	0.6384	0.7786	1.1221	1.0503	2.9095	0.2052	1.2571	0.2883
89	0.0132	0.328	0.3489	0.3235	0.5665	1.0229	0.9386	0.6067	0.1781	0.4445	0.6384	0.7786	1.1221	1.0503	2.9095	0.2058	1.2571	0.2883
90	0.0131	0.3289	0.3491	0.3236	0.5665	1.0229	0.9386	0.6117	0.1782	0.4457	0.6384	0.7786	1.1221	1.0503	2.9095	0.2064	1.2571	0.2883
91	0.013	0.3299	0.3492	0.3236	0.5665	1.0229	0.9386	0.6168	0.1783	0.4468	0.6384	0.7786	1.1221	1.0503	2.9095	0.2071	1.2571	0.2883
92	0.0129	0.331	0.3494	0.3237	0.5665	1.0229	0.9386	0.6222	0.1783	0.448	0.6384	0.7786	1.1221	1.0503	2.9095	0.2078	1.2571	0.2883
93	0.0127	0.3322	0.3496	0.3237	0.5665	1.0229	0.9386	0.6277	0.1784	0.4492	0.6384	0.7786	1.1221	1.0503	2.9095	0.2085	1.2571	0.2883
94	0.0126	0.3334	0.3498	0.3238	0.5665	1.0229	0.9386	0.6334	0.1785	0.4505	0.6384	0.7786	1.1221	1.0503	2.9095	0.2093	1.2571	0.2883
95	0.0125	0.3347	0.3499	0.3238	0.5665	1.0229	0.9386	0.6392	0.1786	0.4518	0.6384	0.7786	1.1221	1.0503	2.9095	0.2102	1.2571	0.2883
96	0.0124	0.3362	0.3501	0.3239	0.5665	1.0229	0.9386	0.6452	0.1787	0.4532	0.6384	0.7786	1.1221	1.0503	2.9095	0.2111	1.2571	0.2883
97	0.0123	0.3377	0.3503	0.324	0.5665	1.0229	0.9386	0.6514	0.1788	0.4546	0.6384	0.7786	1.1221	1.0503	2.9095	0.212	1.2571	0.2883
98	0.0123	0.3393	0.3505	0.324	0.5665	1.0229	0.9386	0.6578	0.1789	0.456	0.6384	0.7786	1.1221	1.0503	2.9095	0.213	1.2571	0.2883
99	0.0122	0.341	0.3507	0.3241	0.5665	1.0229	0.9386	0.6643	0.1791	0.4574	0.6384	0.7786	1.1221	1.0503	2.9095	0.214	1.2571	0.2883

NOx Start Emissions Factors (g/trip)

Soak Time (min)	PC	TAXI	LGV3	LGV4	LGV6	HGV7	HGV8	PLB	PV4	PV5	NFB6	NFB7	NFB8	FBSD	FBDD	MC	HGV9	NFB9
5	0.0559	1.0338	0.0047	0.0011	0.0533	0.0948	0.173	0.521	0.0225	0.1922	0.0551	0.1081	0.193	0.2789	0.7415	0.0681	0.1884	0.1244
10	0.0569	1.0509	0.0055	0.0012	0.0959	0.1707	0.3115	0.797	0.0274	0.3032	0.0991	0.1946	0.3475	0.502	1.3346	0.0798	0.3391	0.2239
20	0.059	1.0843	0.0069	0.0013	0.1279	0.2276	0.4153	1.2487	0.036	0.4604	0.1322	0.2595	0.4633	0.6694	1.7795	0.1006	0.4521	0.2985
30	0.0609	1.1166	0.0081	0.0014	0.1812	0.3224	0.5884	1.6378	0.0431	0.6124	0.1872	0.3677	0.6563	0.9483	2.5209	0.118	0.6405	0.4229
40	0.0627	1.1479	0.009	0.0015	0.2239	0.3983	0.7268	1.9396	0.0487	0.7311	0.2313	0.4542	0.8108	1.1714	3.1141	0.132	0.7912	0.5224
50	0.0644	1.1781	0.0097	0.0016	0.2985	0.531	0.9691	2.187	0.0527	0.854	0.3084	0.6055	1.081	1.5618	4.1521	0.1426	1.0549	0.6965
60	0.0661	1.2072	0.0102	0.0016	0.437	0.7775	1.419	2.4048	0.0552	1.0092	0.4516	0.8867	1.5829	2.287	6.0799	0.1497	1.5447	1.0199
120	0.0734	1.3436	0.0108	0.0017	0.5436	0.9672	1.7651	2.5428	0.0571	1.1197	0.5617	1.103	1.969	2.8448	7.5628	0.1529	1.9215	1.2686
180	0.0809	1.4804	0.011	0.0019	0.7995	1.4223	2.5957	2.7325	0.0629	1.3419	0.8261	1.622	2.8956	4.1835	11.1218	0.1518	2.8257	1.8656
240	0.0802	1.4682	0.0108	0.0019	1.0447	1.8585	3.3918	2.9098	0.0625	1.5536	1.0794	2.1194	3.7835	5.4664	14.5324	0.1485	3.6923	2.4377
300	0.0791	1.4477	0.0106	0.0019	1.1726	2.0861	3.8071	2.9925	0.0619	1.6611	1.2115	2.3789	4.2468	6.1358	16.3119	0.1444	4.1444	2.7362
360	0.0775	1.4187	0.0103	0.0018	1.3858	2.4654	4.4993	3.1369	0.0611	1.8422	1.4318	2.8115	5.019	7.2514	19.2777	0.1394	4.8979	3.2337
420	0.0755	1.3814	0.0099	0.0018	1.5243	2.7119	4.9492	3.2196	0.0601	1.9565	1.575	3.0926	5.5209	7.9765	21.2055	0.1335	5.3877	3.5571
480	0.073	1.3357	0.0095	0.0017	1.599	2.8447	5.1915	3.2488	0.059	2.0134	1.6521	3.244	5.7911	8.367	22.2435	0.1269	5.6515	3.7312
540	0.0701	1.2817	0.0091	0.0017	1.6416	2.9205	5.3299	3.2492	0.0576	2.041	1.6962	3.3305	5.9455	8.5901	22.8367	0.1194	5.8022	3.8307
600	0.0667	1.2192	0.0086	0.0016	1.6842	2.9964	5.4684	3.2455	0.056	2.0674	1.7402	3.417	6.1	8.8132	23.4299	0.111	5.9529	3.9302
660	0.0629	1.1483	0.008	0.0015	1.7056	3.0343	5.5376	3.2212	0.0543	2.0737	1.7622	3.4603	6.1772	8.9248	23.7264	0.1018	6.0282	3.98
720	0.0586	1.0691	0.0074	0.0014	1.7056	3.0343	5.5376	3.1764	0.0523	2.0601	1.7622	3.4603	6.1772	8.9248	23.7264	0.0918	6.0282	3.98
MAX	**0.0809**	**1.4804**	**0.0110**	**0.0019**	**1.7056**	**3.0343**	**5.5376**	**3.2492**	**0.0629**	**2.0737**	**1.7622**	**3.4603**	**6.1772**	**8.9248**	**23.7264**	**0.1529**	**6.0282**	**3.9800**

NO2 Running Emission Factors (g/km-veh) at different speeds

Speed (kph)	PC	TAXI	LGV3	LGV4	LGV6	HGV7	HGV8	PLB	PV4	PV5	NFB6	NFB7	NFB8	FBSD	FBDD	MC	HGV9	NFB9
22	0.0016	0.0171	0.0955	0.0875	0.3561	0.6294	0.5624	0.143	0.1736	0.198	0.3435	0.5999	0.5721	0.1915	0.2831	0.0138	0.6142	0.5543
23	0.0016	0.0166	0.0923	0.0845	0.3464	0.6118	0.5347	0.139	0.1667	0.1923	0.3337	0.5813	0.5417	0.1814	0.2716	0.0136	0.5861	0.5212
24	0.0016	0.0162	0.0892	0.0817	0.3373	0.5952	0.5094	0.1352	0.1601	0.1871	0.3245	0.5636	0.514	0.1722	0.2611	0.0135	0.5604	0.491
25	0.0015	0.0157	0.0863	0.079	0.3286	0.5794	0.4862	0.1317	0.1537	0.1822	0.316	0.5467	0.4886	0.1638	0.2516	0.0133	0.5367	0.4635
26	0.0015	0.0154	0.0835	0.0764	0.3203	0.5645	0.4648	0.1284	0.1476	0.1776	0.3081	0.5307	0.4652	0.1561	0.2429	0.0132	0.5148	0.4382
27	0.0015	0.015	0.0808	0.074	0.3124	0.5502	0.4451	0.1253	0.1418	0.1733	0.3006	0.5153	0.4437	0.1489	0.2349	0.013	0.4946	0.415
28	0.0015	0.0147	0.0782	0.0716	0.3049	0.5366	0.4268	0.1223	0.1361	0.1692	0.2936	0.5007	0.4238	0.1423	0.2275	0.0129	0.4759	0.3936
29	0.0014	0.0144	0.0757	0.0693	0.2977	0.5236	0.4098	0.1196	0.1307	0.1654	0.2869	0.4866	0.4053	0.1362	0.2206	0.0127	0.4584	0.3738
30	0.0014	0.0141	0.0734	0.0672	0.2907	0.5112	0.394	0.117	0.1254	0.1618	0.2807	0.4731	0.3882	0.1305	0.2142	0.0126	0.4422	0.3554
33	0.0014	0.0133	0.0635	0.0581	0.2655	0.4665	0.3525	0.11	0.1019	0.1521	0.2638	0.4203	0.3434	0.1156	0.1974	0.0122	0.3994	0.3077
34	0.0013	0.013	0.0617	0.0565	0.2601	0.4568	0.3404	0.1079	0.0981	0.1492	0.2587	0.4101	0.3303	0.1113	0.1925	0.0121	0.3868	0.2939
35	0.0013	0.0128	0.06	0.0549	0.2551	0.4477	0.329	0.1059	0.0946	0.1464	0.2539	0.4005	0.318	0.1072	0.1879	0.012	0.375	0.2809
36	0.0013	0.0126	0.0585	0.0535	0.2503	0.4391	0.3183	0.1039	0.0912	0.1437	0.2493	0.3914	0.3065	0.1034	0.1835	0.0119	0.3638	0.2688
37	0.0013	0.0124	0.057	0.0522	0.2457	0.4309	0.3081	0.1021	0.0881	0.1412	0.2448	0.3828	0.2957	0.0998	0.1793	0.0118	0.3533	0.2574
38	0.0013	0.0121	0.0556	0.0509	0.2414	0.423	0.2986	0.1004	0.0852	0.1387	0.2406	0.3746	0.2854	0.0964	0.1754	0.0117	0.3433	0.2467
39	0.0012	0.012	0.0543	0.0497	0.2373	0.4156	0.2895	0.0987	0.0825	0.1364	0.2366	0.3669	0.2758	0.0931	0.1717	0.0116	0.3338	0.2366
40	0.0012	0.0118	0.0531	0.0485	0.2334	0.4085	0.281	0.0971	0.0799	0.1342	0.2327	0.3596	0.2666	0.0901	0.1681	0.0115	0.3249	0.227
41	0.0012	0.0116	0.0519	0.0475	0.2296	0.4018	0.2728	0.0955	0.0774	0.1321	0.229	0.3526	0.258	0.0872	0.1647	0.0114	0.3163	0.218
42	0.0012	0.0114	0.0508	0.0464	0.226	0.3953	0.2651	0.0941	0.0751	0.13	0.2255	0.346	0.2498	0.0845	0.1615	0.0113	0.3082	0.2095
43	0.0012	0.0113	0.0497	0.0455	0.2226	0.3891	0.2578	0.0926	0.0729	0.128	0.222	0.3397	0.242	0.0819	0.1584	0.0113	0.3005	0.2015
44	0.0012	0.0111	0.0487	0.0445	0.2193	0.3832	0.2508	0.0913	0.0709	0.1261	0.2187	0.3336	0.2346	0.0794	0.1555	0.0112	0.2932	0.1938
45	0.0011	0.0109	0.0478	0.0436	0.2162	0.3775	0.2441	0.0899	0.0689	0.1243	0.2156	0.3278	0.2276	0.0771	0.1527	0.0111	0.2861	0.1866
46	0.0011	0.0108	0.0468	0.0428	0.2132	0.3721	0.2378	0.0887	0.0671	0.1225	0.2125	0.3223	0.2209	0.0749	0.15	0.011	0.2794	0.1797
47	0.0011	0.0106	0.046	0.042	0.2103	0.3668	0.2317	0.0875	0.0653	0.1208	0.2095	0.317	0.2145	0.0727	0.1474	0.011	0.273	0.1732
48	0.0011	0.0105	0.0451	0.0412	0.2075	0.3618	0.226	0.0863	0.0636	0.1192	0.2067	0.312	0.2084	0.0707	0.1449	0.0109	0.2669	0.167
49	0.0011	0.0104	0.0443	0.0405	0.2048	0.3569	0.2204	0.0851	0.062	0.1176	0.2039	0.3071	0.2026	0.0688	0.1425	0.0108	0.261	0.1611
50	0.0011	0.0102	0.0436	0.0398	0.2022	0.3523	0.2151	0.084	0.0605	0.1161	0.2013	0.3024	0.1971	0.0669	0.1402	0.0108	0.2554	0.1554
70	0.0009	0.0089	0.0346	0.0315	0.1647	0.3085	0.1626	0.0748	0.0408	0.1031	0.1787	0.257	0.1404	0.0481	0.1282	0.0101	0.2011	0.0951
75	0.0008	0.0088	0.0336	0.0305	0.1627	0.3085	0.1626	0.0748	0.0379	0.1031	0.1787	0.257	0.1404	0.0481	0.1282	0.0101	0.2011	0.0951
79	0.0008	0.0088	0.0328	0.0299	0.1613	0.3085	0.1626	0.0749	0.0359	0.1031	0.1787	0.257	0.1404	0.0481	0.1282	0.0101	0.2011	0.0951
80	0.0008	0.0088	0.0327	0.0297	0.161	0.3085	0.1626	0.0749	0.0354	0.1031	0.1787	0.257	0.1404	0.0481	0.1282	0.0101	0.2011	0.0951
81	0.0008	0.0088	0.0325	0.0296	0.1607	0.3085	0.1626	0.0749	0.035	0.1031	0.1787	0.257	0.1404	0.0481	0.1282	0.0101	0.2011	0.0951
82	0.0008	0.0088	0.0324	0.0294	0.1604	0.3085	0.1626	0.0749	0.0346	0.1031	0.1787	0.257	0.1404	0.0481	0.1282	0.0101	0.2011	0.0951
83	0.0008	0.0088	0.0322	0.0293	0.1601	0.3085	0.1626	0.0749	0.0341	0.1031	0.1787	0.257	0.1404	0.0481	0.1282	0.0102	0.2011	0.0951
84	0.0008	0.0088	0.0321	0.0291	0.1598	0.3085	0.1626	0.075	0.0337	0.1032	0.1787	0.257	0.1404	0.0481	0.1282	0.0102	0.2011	0.0951
85	0.0008	0.0088	0.0319	0.029	0.1595	0.3085	0.1626	0.075	0.0333	0.1032	0.1787	0.257	0.1404	0.0481	0.1282	0.0102	0.2011	0.0951
86	0.001	0.009	0.032	0.029	0.159	0.309	0.163	0.075	0.033	0.103	0.179	0.257	0.140	0.048	0.128	0.010	0.201	0.095
87	0.0007	0.0089	0.0317	0.0288	0.159	0.3085	0.1626	0.075	0.0326	0.1032	0.1787	0.257	0.1404	0.0481	0.1282	0.0102	0.2011	0.0951
88	0.0007	0.0089	0.0315	0.0286	0.1587	0.3085	0.1626	0.0751	0.0322	0.1032	0.1787	0.257	0.1404	0.0481	0.1282	0.0103	0.2011	0.0951
89	0.0007	0.0089	0.0315	0.0286	0.1586	0.3085	0.1626	0.0751	0.032	0.1032	0.1787	0.257	0.1404	0.0481	0.1282	0.0103	0.2011	0.0951
90	0.0007	0.0089	0.0315	0.0286	0.1586	0.3085	0.1626	0.0751	0.032	0.1032	0.1787	0.257	0.1404	0.0481	0.1282	0.0103	0.2011	0.0951
91	0.0007	0.009	0.0315	0.0286	0.1586	0.3085	0.1626	0.0751	0.032	0.1032	0.1787	0.257	0.1404	0.0481	0.1282	0.0104	0.2011	0.0951
92	0.0007	0.009	0.0315	0.0286	0.1586	0.3085	0.1626	0.0752	0.032	0.1032	0.1787	0.257	0.1404	0.0481	0.1282	0.0104	0.2011	0.0951
93	0.0007	0.009	0.0315	0.0286	0.1586	0.3085	0.1626	0.0752	0.032	0.1032	0.1787	0.257	0.1404	0.0481	0.1282	0.0104	0.2011	0.0951
94	0.0007	0.009	0.0315	0.0286	0.1586	0.3085	0.1626	0.0752	0.032	0.1032	0.1787	0.257	0.1404	0.0481	0.1282	0.0105	0.2011	0.0951
95	0.0007	0.0091	0.0315	0.0286	0.1586	0.3085	0.1626	0.0752	0.032	0.1032	0.1787	0.257	0.1404	0.0481	0.1282	0.0105	0.2011	0.0951
96	0.0007	0.0091	0.0315	0.0286	0.1586	0.3085	0.1626	0.0753	0.032	0.1032	0.1787	0.257	0.1404	0.0481	0.1282	0.0106	0.2011	0.0951
97	0.0007	0.0092	0.0315	0.0286	0.1586	0.3085	0.1626	0.0753	0.032	0.1032	0.1787	0.257	0.1404	0.0481	0.1282	0.0106	0.2011	0.0951
98	0.0007	0.0092	0.0316	0.0286	0.1586	0.3085	0.1626	0.0753	0.0321	0.1032	0.1787	0.257	0.1404	0.0481	0.1282	0.0106	0.2011	0.0951
99	0.0007	0.0093	0.0316	0.0286	0.1586	0.3085	0.1626	0.0754	0.0321	0.1032	0.1787	0.257	0.1404	0.0481	0.1282	0.0107	0.2011	0.0951

NO2 Start Emissions Factors (g/trip)

Soak Time (min)	PC	TAXI	LGV3	LGV4	LGV6	HGV7	HGV8	PLB	PV4	PV5	NFB6	NFB7	NFB8	FBSD	FBDD	MC	HGV9	NFB9
5	0.0028	0.0282	0.0002	0.0001	0.0149	0.0296	0.0316	0.014	0.0011	0.0139	0.0154	0.0357	0.0355	0.027	0.0481	0.0034	0.0286	0.041
10	0.0028	0.0287	0.0003	0.0001	0.0269	0.0533	0.0569	0.0244	0.0014	0.0247	0.0278	0.0642	0.0638	0.0486	0.0865	0.004	0.0515	0.0739
20	0.0029	0.0296	0.0003	0.0001	0.0358	0.0711	0.0759	0.0335	0.0018	0.0333	0.037	0.0856	0.0851	0.0648	0.1154	0.005	0.0687	0.0985
30	0.003	0.0304	0.0004	0.0001	0.0507	0.1007	0.1075	0.0468	0.0022	0.0469	0.0524	0.1213	0.1206	0.0919	0.1634	0.0059	0.0973	0.1395
40	0.0031	0.0313	0.0005	0.0001	0.0627	0.1244	0.1327	0.0574	0.0024	0.0578	0.0648	0.1499	0.149	0.1135	0.2019	0.0066	0.1202	0.1724
50	0.0032	0.0321	0.0005	0.0001	0.0836	0.1658	0.177	0.0745	0.0026	0.0765	0.0863	0.1998	0.1986	0.1513	0.2692	0.0071	0.1603	0.2298
60	0.0033	0.0329	0.0005	0.0001	0.1224	0.2428	0.2592	0.1051	0.0028	0.1107	0.1264	0.2926	0.2909	0.2216	0.3942	0.0075	0.2347	0.3366
120	0.0037	0.0366	0.0005	0.0001	0.1522	0.302	0.3224	0.1284	0.0029	0.137	0.1573	0.364	0.3618	0.2756	0.4903	0.0076	0.2919	0.4186
180	0.004	0.0404	0.0006	0.0001	0.2239	0.4441	0.4741	0.1836	0.0031	0.1999	0.2313	0.5353	0.5321	0.4053	0.7211	0.0076	0.4293	0.6157
240	0.004	0.04	0.0005	0.0001	0.2925	0.5803	0.6194	0.2366	0.0031	0.2601	0.3022	0.6994	0.6952	0.5296	0.9422	0.0074	0.5609	0.8045
300	0.004	0.0395	0.0005	0.0001	0.3283	0.6514	0.6953	0.2641	0.0031	0.2916	0.3392	0.785	0.7803	0.5944	1.0576	0.0072	0.6296	0.903
360	0.0039	0.0387	0.0005	0.0001	0.388	0.7698	0.8217	0.3101	0.0031	0.3439	0.4009	0.9278	0.9222	0.7025	1.2499	0.007	0.7441	1.0671
420	0.0038	0.0377	0.0005	0.0001	0.4268	0.8468	0.9039	0.34	0.003	0.378	0.441	1.0206	1.0144	0.7727	1.3749	0.0067	0.8185	1.1739
480	0.0037	0.0364	0.0005	0.0001	0.4477	0.8883	0.9481	0.3559	0.0029	0.3963	0.4626	1.0705	1.0641	0.8106	1.4422	0.0063	0.8585	1.2313
540	0.0035	0.0349	0.0005	0.0001	0.4596	0.9119	0.9734	0.365	0.0029	0.4067	0.4749	1.0991	1.0925	0.8322	1.4806	0.006	0.8814	1.2641
600	0.0033	0.0332	0.0004	0.0001	0.4716	0.9356	0.9987	0.374	0.0028	0.4171	0.4873	1.1276	1.1209	0.8538	1.5191	0.0056	0.9043	1.297
660	0.0031	0.0313	0.0004	0.0001	0.4776	0.9475	1.0113	0.3784	0.0027	0.4223	0.4934	1.1419	1.135	0.8646	1.5383	0.0051	0.9158	1.3134
720	0.0029	0.0292	0.0004	0.0001	0.4776	0.9475	1.0113	0.3782	0.0026	0.4222	0.4934	1.1419	1.135	0.8646	1.5383	0.0046	0.9158	1.3134
MAX	**0.0040**	**0.0404**	**0.0006**	**0.0001**	**0.4776**	**0.9475**	**1.0113**	**0.3784**	**0.0031**	**0.4223**	**0.4934**	**1.1419**	**1.1350**	**0.8646**	**1.5383**	**0.0076**	**0.9158**	**1.3134**

Residual NOx Running Emission Factors (g/km-veh) at different speeds

Speed (kph)	PC	TAXI	LGV3	LGV4	LGV6	HGV7	HGV8	PLB	PV4	PV5	NFB6	NFB7	NFB8	FBSD	FBDD	MC	HGV9	NFB9
22	0.0293	0.6105	1.0632	1.0567	0.9158	1.4237	2.0729	0.778	0.7209	0.6013	0.8831	1.218	2.6164	2.3162	5.5483	0.2621	2.5996	1.1254
23	0.0287	0.5938	1.0259	1.0188	0.8909	1.3848	1.9869	0.7605	0.6929	0.5852	0.8579	1.1801	2.508	2.2322	5.3453	0.2589	2.4991	1.0581
24	0.0282	0.5783	0.9903	0.9827	0.8673	1.3481	1.9078	0.7439	0.666	0.5701	0.8346	1.1442	2.4083	2.1547	5.1584	0.2558	2.4066	0.9969
25	0.0278	0.5639	0.9563	0.9481	0.8449	1.3133	1.8349	0.7281	0.6403	0.556	0.8127	1.1101	2.3164	2.0829	4.9855	0.2529	2.3211	0.9409
26	0.0273	0.5503	0.9237	0.9151	0.8237	1.2801	1.7674	0.7131	0.6156	0.5428	0.7921	1.0774	2.2314	2.0162	4.825	0.25	2.2418	0.8897
27	0.0268	0.5377	0.8925	0.8832	0.8034	1.2487	1.7048	0.6988	0.5918	0.5303	0.7729	1.0463	2.1525	1.9541	4.6758	0.2473	2.1681	0.8425
28	0.0264	0.5257	0.8625	0.8528	0.7839	1.2187	1.6466	0.6852	0.569	0.5185	0.7548	1.0164	2.0791	1.896	4.5365	0.2446	2.0993	0.799
29	0.026	0.5145	0.8337	0.8234	0.7654	1.1901	1.5922	0.6722	0.5469	0.5073	0.7378	0.9879	2.0107	1.8416	4.4062	0.242	2.0352	0.7589
30	0.0256	0.5039	0.8058	0.795	0.7477	1.1626	1.5415	0.6597	0.5256	0.4968	0.7217	0.9604	1.9467	1.7906	4.284	0.2395	1.9749	0.7217
33	0.0243	0.475	0.6878	0.6742	0.6826	1.066	1.4072	0.6255	0.4307	0.4681	0.6783	0.8534	1.7774	1.6548	3.9588	0.2325	1.8152	0.6248
34	0.024	0.4663	0.6673	0.6533	0.6689	1.0447	1.3676	0.6151	0.4152	0.4594	0.6652	0.8326	1.7275	1.6144	3.8622	0.2304	1.768	0.5967
35	0.0236	0.458	0.6481	0.6339	0.6558	1.0245	1.3302	0.6051	0.4007	0.4512	0.6528	0.813	1.6805	1.5762	3.7707	0.2283	1.7232	0.5705
36	0.0233	0.45	0.63	0.6156	0.6435	1.0052	1.2948	0.5956	0.3873	0.4434	0.6409	0.7946	1.6359	1.5399	3.684	0.2262	1.6809	0.5458
37	0.0229	0.4424	0.6131	0.5983	0.6319	0.987	1.2614	0.5864	0.3746	0.4358	0.6297	0.7771	1.5936	1.5054	3.6016	0.2243	1.6407	0.5226
38	0.0225	0.4353	0.5971	0.5821	0.6207	0.9698	1.2296	0.5776	0.3627	0.4287	0.6188	0.7606	1.5537	1.4727	3.5232	0.2224	1.6025	0.5008
39	0.0223	0.4282	0.582	0.5669	0.6101	0.9532	1.1995	0.5692	0.3514	0.4217	0.6084	0.745	1.5156	1.4415	3.4485	0.2206	1.5663	0.4803
40	0.0219	0.4216	0.5677	0.5525	0.6	0.9375	1.1707	0.5611	0.3409	0.4151	0.5985	0.7301	1.4795	1.4117	3.3773	0.2189	1.5316	0.461
41	0.0216	0.4152	0.5543	0.5387	0.5905	0.9223	1.1435	0.5535	0.331	0.4087	0.5889	0.7159	1.445	1.3833	3.3093	0.2172	1.4987	0.4427
42	0.0213	0.4091	0.5415	0.5258	0.5813	0.908	1.1175	0.5461	0.3216	0.4027	0.5797	0.7024	1.4123	1.3561	3.2442	0.2156	1.4673	0.4255
43	0.021	0.4031	0.5294	0.5135	0.5725	0.8942	1.0926	0.5391	0.3127	0.3969	0.571	0.6896	1.381	1.33	3.1819	0.214	1.4372	0.409
44	0.0207	0.3974	0.5178	0.5019	0.564	0.8809	1.0689	0.5324	0.3042	0.3913	0.5625	0.6774	1.3511	1.3051	3.1222	0.2125	1.4084	0.3936
45	0.0205	0.392	0.5068	0.4908	0.5559	0.8683	1.0463	0.5261	0.2962	0.3859	0.5542	0.6657	1.3225	1.2812	3.065	0.2111	1.3809	0.3789
46	0.0202	0.3866	0.4965	0.4802	0.5481	0.856	1.0246	0.5199	0.2886	0.3807	0.5464	0.6544	1.2951	1.2582	3.0101	0.2098	1.3545	0.3649
47	0.0199	0.3816	0.4864	0.4701	0.5407	0.8444	1.0039	0.5141	0.2814	0.3758	0.5389	0.6437	1.269	1.2363	2.9573	0.2084	1.3291	0.3517
48	0.0196	0.3766	0.477	0.4605	0.5335	0.833	0.9838	0.5086	0.2745	0.371	0.5315	0.6333	1.2439	1.2151	2.9066	0.2072	1.3048	0.339
49	0.0193	0.3718	0.4679	0.4513	0.5266	0.8222	0.9648	0.5035	0.2679	0.3664	0.5244	0.6235	1.2197	1.1946	2.8577	0.206	1.2814	0.327
50	0.019	0.3673	0.4592	0.4425	0.52	0.8117	0.9465	0.4985	0.2617	0.3619	0.5175	0.614	1.1965	1.175	2.8107	0.2048	1.2589	0.3156
70	0.015	0.3174	0.3556	0.3363	0.4237	0.7144	0.776	0.4702	0.1813	0.3276	0.4597	0.5216	0.9817	1.0022	2.7813	0.1921	1.056	0.1932
75	0.0143	0.3151	0.3428	0.3227	0.4185	0.7144	0.776	0.4803	0.1695	0.3299	0.4597	0.5216	0.9817	1.0022	2.7813	0.1915	1.056	0.1932
79	0.0137	0.3147	0.3341	0.3132	0.4149	0.7144	0.776	0.4914	0.1615	0.3324	0.4597	0.5216	0.9817	1.0022	2.7813	0.1919	1.056	0.1932
80	0.0135	0.3148	0.332	0.311	0.414	0.7144	0.776	0.4947	0.1597	0.3331	0.4597	0.5216	0.9817	1.0022	2.7813	0.1921	1.056	0.1932
81	0.0134	0.3149	0.3301	0.3089	0.4132	0.7144	0.776	0.4981	0.1578	0.3339	0.4597	0.5216	0.9817	1.0022	2.7813	0.1923	1.056	0.1932
82	0.0133	0.3152	0.3282	0.3069	0.4124	0.7144	0.776	0.5017	0.156	0.3347	0.4597	0.5216	0.9817	1.0022	2.7813	0.1926	1.056	0.1932
83	0.0131	0.3155	0.3264	0.3049	0.4117	0.7144	0.776	0.5055	0.1544	0.3355	0.4597	0.5216	0.9817	1.0022	2.7813	0.1928	1.056	0.1932
84	0.013	0.3159	0.3246	0.303	0.411	0.7144	0.776	0.5093	0.1528	0.3363	0.4597	0.5216	0.9817	1.0022	2.7813	0.1932	1.056	0.1932
85	0.0129	0.3164	0.323	0.3011	0.4103	0.7144	0.776	0.5135	0.1512	0.3373	0.4597	0.5216	0.9817	1.0022	2.7813	0.1936	1.056	0.1932
86	0.013	0.317	0.321	0.299	0.410	0.714	0.776	0.518	0.150	0.338	0.460	0.522	0.982	1.002	2.781	0.194	1.056	0.193
87	0.0127	0.3176	0.3196	0.2975	0.4088	0.7144	0.776	0.5222	0.1482	0.3392	0.4597	0.5216	0.9817	1.0022	2.7813	0.1945	1.056	0.1932
88	0.0126	0.3183	0.3182	0.2958	0.4082	0.7144	0.776	0.5268	0.1468	0.3403	0.4597	0.5216	0.9817	1.0022	2.7813	0.1949	1.056	0.1932
89	0.0125	0.3191	0.3174	0.2949	0.4079	0.7144	0.776	0.5316	0.1461	0.3413	0.4597	0.5216	0.9817	1.0022	2.7813	0.1955	1.056	0.1932
90	0.0124	0.32	0.3176	0.295	0.4079	0.7144	0.776	0.5366	0.1462	0.3425	0.4597	0.5216	0.9817	1.0022	2.7813	0.1961	1.056	0.1932
91	0.0123	0.3209	0.3177	0.295	0.4079	0.7144	0.776	0.5417	0.1463	0.3436	0.4597	0.5216	0.9817	1.0022	2.7813	0.1967	1.056	0.1932
92	0.0122	0.322	0.3179	0.2951	0.4079	0.7144	0.776	0.547	0.1463	0.3448	0.4597	0.5216	0.9817	1.0022	2.7813	0.1974	1.056	0.1932
93	0.012	0.3232	0.3181	0.2951	0.4079	0.7144	0.776	0.5525	0.1464	0.346	0.4597	0.5216	0.9817	1.0022	2.7813	0.1981	1.056	0.1932
94	0.0119	0.3244	0.3183	0.2952	0.4079	0.7144	0.776	0.5582	0.1465	0.3473	0.4597	0.5216	0.9817	1.0022	2.7813	0.1988	1.056	0.1932
95	0.0118	0.3256	0.3184	0.2952	0.4079	0.7144	0.776	0.564	0.1466	0.3486	0.4597	0.5216	0.9817	1.0022	2.7813	0.1997	1.056	0.1932
96	0.0117	0.3271	0.3186	0.2953	0.4079	0.7144	0.776	0.5699	0.1467	0.35	0.4597	0.5216	0.9817	1.0022	2.7813	0.2005	1.056	0.1932
97	0.0116	0.3285	0.3188	0.2954	0.4079	0.7144	0.776	0.5761	0.1468	0.3514	0.4597	0.5216	0.9817	1.0022	2.7813	0.2014	1.056	0.1932
98	0.0116	0.3301	0.3189	0.2954	0.4079	0.7144	0.776	0.5825	0.1468	0.3528	0.4597	0.5216	0.9817	1.0022	2.7813	0.2024	1.056	0.1932
99	0.0115	0.3317	0.3191	0.2955	0.4079	0.7144	0.776	0.5889	0.147	0.3542	0.4597	0.5216	0.9817	1.0022	2.7813	0.2033	1.056	0.1932

Residual NOx Start Emissions Factors (g/trip)

Soak Time (min)	PC	TAXI	LGV3	LGV4	LGV6	HGV7	HGV8	PLB	PV4	PV5	NFB6	NFB7	NFB8	FBSD	FBDD	MC	HGV9	NFB9
5	0.0531	1.0056	0.0045	0.001	0.0384	0.0652	0.1414	0.507	0.0214	0.1783	0.0397	0.0724	0.1575	0.2519	0.6934	0.0647	0.1598	0.0834
10	0.0541	1.0222	0.0052	0.0011	0.069	0.1174	0.2546	0.7726	0.026	0.2785	0.0713	0.1304	0.2837	0.4534	1.2481	0.0758	0.2876	0.15
20	0.0561	1.0547	0.0066	0.0012	0.0921	0.1565	0.3394	1.2152	0.0342	0.4271	0.0952	0.1739	0.3782	0.6046	1.6641	0.0956	0.3834	0.2
30	0.0579	1.0862	0.0077	0.0013	0.1305	0.2217	0.4809	1.591	0.0409	0.5655	0.1348	0.2464	0.5357	0.8564	2.3575	0.1121	0.5432	0.2834
40	0.0596	1.1166	0.0085	0.0014	0.1612	0.2739	0.5941	1.8822	0.0463	0.6733	0.1665	0.3043	0.6618	1.0579	2.9122	0.1254	0.671	0.35
50	0.0612	1.146	0.0092	0.0015	0.2149	0.3652	0.7921	2.1125	0.0501	0.7775	0.2221	0.4057	0.8824	1.4105	3.8829	0.1355	0.8946	0.4667
60	0.0628	1.1743	0.0097	0.0015	0.3146	0.5347	1.1598	2.2997	0.0524	0.8985	0.3252	0.5941	1.292	2.0654	5.6857	0.1422	1.31	0.6833
120	0.0697	1.307	0.0103	0.0016	0.3914	0.6652	1.4427	2.4144	0.0542	0.9827	0.4044	0.739	1.6072	2.5692	7.0725	0.1453	1.6296	0.85
180	0.0769	1.44	0.0104	0.0018	0.5756	0.9782	2.1216	2.5489	0.0598	1.142	0.5948	1.0867	2.3635	3.7782	10.4007	0.1442	2.3964	1.2499
240	0.0762	1.4282	0.0103	0.0018	0.7522	1.2782	2.7724	2.6732	0.0594	1.2935	0.7772	1.42	3.0883	4.9368	13.5902	0.1411	3.1314	1.6332
300	0.0751	1.4082	0.0101	0.0018	0.8443	1.4347	3.1118	2.7284	0.0588	1.3695	0.8723	1.5939	3.4665	5.5414	15.2543	0.1372	3.5148	1.8332
360	0.0736	1.38	0.0098	0.0017	0.9978	1.6956	3.6776	2.8268	0.058	1.4983	1.0309	1.8837	4.0968	6.5489	18.0278	0.1324	4.1538	2.1666
420	0.0717	1.3437	0.0094	0.0017	1.0975	1.8651	4.0453	2.8796	0.0571	1.5785	1.134	2.072	4.5065	7.2038	19.8306	0.1268	4.5692	2.3832
480	0.0693	1.2993	0.009	0.0016	1.1513	1.9564	4.2434	2.8929	0.0561	1.6171	1.1895	2.1735	4.727	7.5564	20.8013	0.1206	4.793	2.4999
540	0.0666	1.2468	0.0086	0.0016	1.182	2.0086	4.3565	2.8842	0.0547	1.6343	1.2213	2.2314	4.853	7.7579	21.3561	0.1134	4.9208	2.5666
600	0.0634	1.186	0.0082	0.0015	1.2126	2.0608	4.4697	2.8715	0.0532	1.6503	1.2529	2.2894	4.9791	7.9594	21.9108	0.1054	5.0486	2.6332
660	0.0598	1.117	0.0076	0.0014	1.228	2.0868	4.5263	2.8428	0.0516	1.6514	1.2688	2.3184	5.0422	8.0602	22.1881	0.0967	5.1124	2.6666
720	0.0557	1.0399	0.007	0.0013	1.228	2.0868	4.5263	2.7982	0.0497	1.6379	1.2688	2.3184	5.0422	8.0602	22.1881	0.0872	5.1124	2.6666
MAX	**0.0769**	**1.4400**	**0.0104**	**0.0018**	**1.2280**	**2.0868**	**4.5263**	**2.8929**	**0.0598**	**1.6514**	**1.2688**	**2.3184**	**5.0422**	**8.0602**	**22.1881**	**0.1453**	**5.1124**	**2.6666**

RSP/PM10 Running Emission Factors (g/km-veh) at different speeds

Speed (kph)	PC	TAXI	LGV3	LGV4	LGV6	HGV7	HGV8	PLB	PV4	PV5	NFB6	NFB7	NFB8	FBSD	FBDD	MC	HGV9	NFB9
22	0.0054	0	0.0142	0.0141	0.0364	0.0515	0.1175	0.031	0.0092	0.033	0.0521	0.0419	0.126	0.0988	0.2592	0.0068	0.1437	0.0587
23	0.0052	0	0.0139	0.0137	0.0357	0.0499	0.1143	0.03	0.0089	0.0321	0.0506	0.0412	0.1225	0.0966	0.2534	0.0065	0.1398	0.057
24	0.005	0	0.0135	0.0134	0.035	0.0485	0.1112	0.0291	0.0086	0.0311	0.0491	0.0405	0.1192	0.0945	0.248	0.0062	0.1361	0.0555
25	0.0048	0	0.0132	0.013	0.0344	0.0471	0.1084	0.0283	0.0083	0.0303	0.0477	0.0398	0.1162	0.0926	0.2429	0.006	0.1326	0.054
26	0.0046	0	0.0128	0.0127	0.0338	0.0459	0.1057	0.0275	0.008	0.0295	0.0464	0.0391	0.1133	0.0908	0.2381	0.0057	0.1294	0.0526
27	0.0044	0	0.0125	0.0124	0.0333	0.0447	0.1032	0.0267	0.0078	0.0287	0.0452	0.0385	0.1106	0.089	0.2336	0.0055	0.1263	0.0514
28	0.0042	0	0.0122	0.0121	0.0327	0.0437	0.1009	0.026	0.0076	0.028	0.0441	0.0379	0.1081	0.0874	0.2293	0.0053	0.1234	0.0502
29	0.004	0	0.0119	0.0118	0.0323	0.0427	0.0987	0.0253	0.0073	0.0273	0.043	0.0374	0.1057	0.0858	0.2253	0.0051	0.1207	0.049
30	0.0039	0	0.0116	0.0115	0.0318	0.0417	0.0966	0.0247	0.0071	0.0266	0.0419	0.0368	0.1035	0.0844	0.2214	0.0049	0.1182	0.048
33	0.0035	0	0.0108	0.0107	0.0306	0.0393	0.0909	0.023	0.0065	0.0249	0.0392	0.0353	0.0974	0.0804	0.211	0.0044	0.1113	0.0452
34	0.0033	0	0.0106	0.0105	0.0302	0.0386	0.0893	0.0226	0.0064	0.0244	0.0384	0.0349	0.0956	0.0792	0.2078	0.0043	0.1092	0.0443
35	0.0032	0	0.0103	0.0102	0.0299	0.0379	0.0876	0.0221	0.0062	0.024	0.0377	0.0344	0.0939	0.078	0.2048	0.0041	0.1073	0.0435
36	0.0031	0	0.0101	0.01	0.0296	0.0372	0.0861	0.0217	0.006	0.0235	0.037	0.034	0.0922	0.0769	0.2019	0.004	0.1054	0.0428
37	0.003	0	0.0099	0.0098	0.0293	0.0366	0.0846	0.0213	0.0059	0.0231	0.0363	0.0336	0.0907	0.0758	0.1991	0.0039	0.1036	0.0421
38	0.0029	0	0.0097	0.0096	0.029	0.036	0.0833	0.0209	0.0057	0.0227	0.0357	0.0332	0.0892	0.0748	0.1964	0.0038	0.1019	0.0414
39	0.0028	0	0.0095	0.0094	0.0288	0.0355	0.0819	0.0205	0.0056	0.0224	0.0352	0.0328	0.0878	0.0738	0.1938	0.0036	0.1002	0.0407
40	0.0027	0	0.0093	0.0092	0.0285	0.0349	0.0806	0.0202	0.0055	0.022	0.0346	0.0324	0.0864	0.0729	0.1913	0.0035	0.0987	0.0401
41	0.0026	0	0.0091	0.009	0.0283	0.0344	0.0794	0.0199	0.0053	0.0217	0.0341	0.032	0.0851	0.0719	0.189	0.0034	0.0971	0.0395
42	0.0026	0	0.0089	0.0088	0.0281	0.034	0.0782	0.0196	0.0052	0.0214	0.0337	0.0317	0.0838	0.0711	0.1867	0.0033	0.0957	0.039
43	0.0025	0	0.0087	0.0087	0.0279	0.0335	0.0771	0.0194	0.0051	0.0212	0.0332	0.0313	0.0826	0.0702	0.1844	0.0033	0.0943	0.0385
44	0.0024	0	0.0086	0.0085	0.0277	0.0331	0.076	0.0191	0.005	0.0209	0.0328	0.031	0.0815	0.0694	0.1823	0.0032	0.093	0.038
45	0.0024	0	0.0084	0.0083	0.0275	0.0326	0.075	0.0189	0.0049	0.0207	0.0324	0.0307	0.0804	0.0686	0.1802	0.0031	0.0917	0.0375
46	0.0023	0	0.0082	0.0082	0.0274	0.0322	0.074	0.0187	0.0048	0.0204	0.0321	0.0304	0.0793	0.0678	0.1782	0.003	0.0904	0.037
47	0.0022	0	0.0081	0.008	0.0272	0.0319	0.073	0.0185	0.0047	0.0202	0.0318	0.0301	0.0783	0.0671	0.1763	0.003	0.0892	0.0366
48	0.0022	0	0.0079	0.0079	0.0271	0.0315	0.072	0.0184	0.0046	0.0201	0.0315	0.0298	0.0773	0.0664	0.1744	0.0029	0.0881	0.0362
49	0.0021	0	0.0078	0.0077	0.027	0.0311	0.0711	0.0182	0.0045	0.0199	0.0312	0.0295	0.0764	0.0657	0.1726	0.0028	0.087	0.0358
50	0.0021	0	0.0077	0.0076	0.0269	0.0308	0.0703	0.0181	0.0044	0.0197	0.031	0.0292	0.0755	0.065	0.1708	0.0028	0.0859	0.0354
70	0.0016	0	0.0058	0.0058	0.0268	0.0269	0.0688	0.0169	0.0033	0.0183	0.0291	0.0255	0.0728	0.0643	0.1702	0.0021	0.0848	0.0315
75	0.0015	0	0.0056	0.0055	0.0274	0.0269	0.0688	0.0168	0.0032	0.0183	0.0291	0.0255	0.0728	0.0643	0.1702	0.0021	0.0848	0.0315
79	0.0015	0	0.0054	0.0053	0.028	0.0269	0.0688	0.0169	0.0031	0.0183	0.0291	0.0255	0.0728	0.0643	0.1702	0.0021	0.0848	0.0315
80	0.0015	0	0.0053	0.0053	0.0282	0.0269	0.0688	0.0169	0.0031	0.0183	0.0291	0.0255	0.0728	0.0643	0.1702	0.0021	0.0848	0.0315
81	0.0015	0	0.0053	0.0053	0.0284	0.0269	0.0688	0.0169	0.0031	0.0184	0.0291	0.0255	0.0728	0.0643	0.1702	0.0021	0.0848	0.0315
82	0.0015	0	0.0053	0.0052	0.0286	0.0269	0.0688	0.0169	0.0031	0.0184	0.0291	0.0255	0.0728	0.0643	0.1702	0.0021	0.0848	0.0315
83	0.0015	0	0.0052	0.0052	0.0288	0.0269	0.0688	0.0169	0.0031	0.0184	0.0291	0.0255	0.0728	0.0643	0.1702	0.0021	0.0848	0.0315
84	0.0015	0	0.0052	0.0052	0.029	0.0269	0.0688	0.017	0.0031	0.0185	0.0291	0.0255	0.0728	0.0643	0.1702	0.0022	0.0848	0.0315
85	0.0016	0	0.0052	0.0051	0.0292	0.0269	0.0688	0.017	0.0031	0.0185	0.0291	0.0255	0.0728	0.0643	0.1702	0.0022	0.0848	0.0315
86	0.002	0	0.005	0.005	0.030	0.027	0.069	0.017	0.003	0.019	0.029	0.026	0.073	0.064	0.170	0.002	0.085	0.032
87	0.0016	0	0.0051	0.0051	0.0297	0.0269	0.0688	0.0171	0.0031	0.0186	0.0291	0.0255	0.0728	0.0643	0.1702	0.0022	0.0848	0.0315
88	0.0016	0	0.0051	0.0051	0.03	0.0269	0.0688	0.0171	0.0031	0.0186	0.0291	0.0255	0.0728	0.0643	0.1702	0.0022	0.0848	0.0315
89	0.0016	0	0.0051	0.005	0.0303	0.0269	0.0688	0.0171	0.0031	0.0187	0.0291	0.0255	0.0728	0.0643	0.1702	0.0022	0.0848	0.0315
90	0.0016	0	0.0051	0.005	0.0306	0.0269	0.0688	0.0172	0.0031	0.0187	0.0291	0.0255	0.0728	0.0643	0.1702	0.0023	0.0848	0.0315
91	0.0016	0	0.0051	0.005	0.0309	0.0269	0.0688	0.0172	0.0031	0.0188	0.0291	0.0255	0.0728	0.0643	0.1702	0.0023	0.0848	0.0315
92	0.0017	0	0.005	0.005	0.0312	0.0269	0.0688	0.0173	0.0031	0.0189	0.0291	0.0255	0.0728	0.0643	0.1702	0.0023	0.0848	0.0315
93	0.0017	0	0.005	0.005	0.0315	0.0269	0.0688	0.0173	0.0031	0.0189	0.0291	0.0255	0.0728	0.0643	0.1702	0.0024	0.0848	0.0315
94	0.0017	0	0.005	0.005	0.0318	0.0269	0.0688	0.0174	0.0031	0.019	0.0291	0.0255	0.0728	0.0643	0.1702	0.0024	0.0848	0.0315
95	0.0017	0	0.005	0.005	0.0322	0.0269	0.0688	0.0175	0.0031	0.0191	0.0291	0.0255	0.0728	0.0643	0.1702	0.0024	0.0848	0.0315
96	0.0017	0	0.005	0.005	0.0326	0.0269	0.0688	0.0175	0.0031	0.0192	0.0291	0.0255	0.0728	0.0643	0.1702	0.0025	0.0848	0.0315
97	0.0018	0	0.005	0.005	0.0329	0.0269	0.0688	0.0176	0.0031	0.0193	0.0291	0.0255	0.0728	0.0643	0.1702	0.0025	0.0848	0.0315
98	0.0018	0	0.005	0.0049	0.0333	0.0269	0.0688	0.0177	0.0031	0.0194	0.0291	0.0255	0.0728	0.0643	0.1702	0.0025	0.0848	0.0315
99	0.0018	0	0.005	0.0049	0.0338	0.0269	0.0688	0.0178	0.0032	0.0195	0.0291	0.0255	0.0728	0.0643	0.1702	0.0026	0.0848	0.0315

RSP/PM10 Start Emissions Factors (g/trip)

Soak Time (min)	PC	TAXI	LGV3	LGV4	LGV6	HGV7	HGV8	PLB	PV4	PV5	NFB6	NFB7	NFB8	FBSD	FBDD	MC	HGV9	NFB9
5	0.0004	0	0.0001	0	0	0	0	0	0.0001	0	0	0	0	0	0	0.0025	0	0
10	0.0008	0	0.0001	0	0	0	0	0	0.0003	0	0	0	0	0	0	0.0027	0	0
20	0.0015	0	0.0001	0	0	0	0	0	0.0005	0	0	0	0	0	0	0.0031	0	0
30	0.0022	0	0.0001	0	0	0	0	0	0.0007	0	0	0	0	0	0	0.0035	0	0
40	0.0029	0	0.0001	0	0	0	0	0	0.0009	0	0	0	0	0	0	0.0039	0	0
50	0.0036	0	0.0001	0	0	0	0	0	0.0011	0	0	0	0	0	0	0.0043	0	0
60	0.0042	0	0.0001	0	0	0	0	0	0.0013	0	0	0	0	0	0	0.0046	0	0
120	0.007	0	0.0002	0.0001	0	0	0	0	0.002	0	0	0	0	0	0	0.007	0	0
180	0.0078	0	0.0003	0.0001	0	0	0	0	0.0022	0	0	0	0	0	0	0.008	0	0
240	0.0085	0	0.0003	0.0001	0	0	0	0	0.0024	0	0	0	0	0	0	0.0088	0	0
300	0.0092	0	0.0003	0.0001	0	0	0	0	0.0026	0	0	0	0	0	0	0.0096	0	0
360	0.0098	0	0.0003	0.0001	0	0	0	0	0.0027	0	0	0	0	0	0	0.0103	0	0
420	0.0102	0	0.0004	0.0001	0	0	0	0	0.0028	0	0	0	0	0	0	0.0109	0	0
480	0.0106	0	0.0004	0.0001	0	0	0	0	0.0029	0	0	0	0	0	0	0.0115	0	0
540	0.0109	0	0.0004	0.0001	0	0	0	0	0.003	0	0	0	0	0	0	0.012	0	0
600	0.0111	0	0.0004	0.0001	0	0	0	0	0.003	0	0	0	0	0	0	0.0124	0	0
660	0.0111	0	0.0004	0.0001	0	0	0	0	0.0031	0	0	0	0	0	0	0.0127	0	0
720	0.0111	0	0.0004	0.0001	0	0	0	0	0.0031	0	0	0	0	0	0	0.0129	0	0
MAX	**0.0111**	**0.0000**	**0.0004**	**0.0001**	**0.0000**	**0.0000**	**0.0000**	**0.0000**	**0.0031**	**0.0000**	**0.0000**	**0.0000**	**0.0000**	**0.0000**	**0.0000**	**0.0129**	**0.0000**	**0.0000**

FSP/PM2.5 Running Emission Factors (g/km-veh) at different speeds

Speed (kph)	PC	TAXI	LGV3	LGV4	LGV6	HGV7	HGV8	PLB	PV4	PV5	NFB6	NFB7	NFB8	FBSD	FBDD	MC	HGV9	NFB9
22	0.005	0	0.0131	0.013	0.0335	0.0474	0.1081	0.0285	0.0085	0.0304	0.048	0.0386	0.1159	0.0909	0.2385	0.0059	0.1322	0.054
23	0.0048	0	0.0127	0.0127	0.0329	0.0459	0.1051	0.0276	0.0082	0.0295	0.0465	0.0379	0.1127	0.0889	0.2332	0.0056	0.1286	0.0525
24	0.0046	0	0.0124	0.0123	0.0322	0.0446	0.1023	0.0268	0.0079	0.0287	0.0452	0.0372	0.1097	0.087	0.2282	0.0054	0.1252	0.051
25	0.0044	0	0.0121	0.012	0.0317	0.0433	0.0997	0.026	0.0077	0.0279	0.0439	0.0366	0.1069	0.0852	0.2235	0.0052	0.122	0.0497
26	0.0042	0	0.0118	0.0117	0.0311	0.0422	0.0973	0.0253	0.0074	0.0271	0.0427	0.036	0.1042	0.0835	0.2191	0.005	0.119	0.0484
27	0.0041	0	0.0115	0.0114	0.0306	0.0411	0.095	0.0246	0.0072	0.0264	0.0416	0.0354	0.1018	0.0819	0.2149	0.0048	0.1162	0.0472
28	0.0039	0	0.0112	0.0111	0.0301	0.0402	0.0928	0.0239	0.007	0.0257	0.0405	0.0349	0.0994	0.0804	0.211	0.0046	0.1136	0.0461
29	0.0037	0	0.0109	0.0108	0.0297	0.0393	0.0908	0.0233	0.0068	0.0251	0.0395	0.0344	0.0973	0.079	0.2073	0.0044	0.1111	0.0451
30	0.0036	0	0.0107	0.0106	0.0293	0.0384	0.0889	0.0227	0.0066	0.0245	0.0386	0.0339	0.0952	0.0776	0.2037	0.0042	0.1087	0.0441
33	0.0032	0	0.0099	0.0099	0.0282	0.0361	0.0837	0.0212	0.006	0.0229	0.0361	0.0325	0.0896	0.0739	0.1941	0.0038	0.1024	0.0415
34	0.0031	0	0.0097	0.0096	0.0278	0.0355	0.0821	0.0207	0.0059	0.0225	0.0354	0.0321	0.088	0.0728	0.1912	0.0037	0.1005	0.0408
35	0.003	0	0.0095	0.0094	0.0275	0.0348	0.0806	0.0203	0.0057	0.0221	0.0347	0.0317	0.0864	0.0717	0.1884	0.0036	0.0987	0.04
36	0.0029	0	0.0093	0.0092	0.0272	0.0342	0.0792	0.0199	0.0056	0.0216	0.034	0.0313	0.0849	0.0707	0.1857	0.0034	0.097	0.0393
37	0.0028	0	0.0091	0.009	0.027	0.0337	0.0779	0.0196	0.0054	0.0213	0.0334	0.0309	0.0834	0.0697	0.1831	0.0033	0.0953	0.0387
38	0.0027	0	0.0089	0.0088	0.0267	0.0331	0.0766	0.0192	0.0053	0.0209	0.0329	0.0305	0.0821	0.0688	0.1807	0.0032	0.0937	0.0381
39	0.0026	0	0.0087	0.0086	0.0265	0.0326	0.0754	0.0189	0.0052	0.0206	0.0323	0.0302	0.0807	0.0679	0.1783	0.0031	0.0922	0.0375
40	0.0025	0	0.0085	0.0085	0.0262	0.0321	0.0742	0.0186	0.005	0.0203	0.0318	0.0298	0.0795	0.067	0.176	0.003	0.0908	0.0369
41	0.0025	0	0.0083	0.0083	0.026	0.0317	0.073	0.0183	0.0049	0.02	0.0314	0.0295	0.0783	0.0662	0.1738	0.003	0.0894	0.0364
42	0.0024	0	0.0082	0.0081	0.0258	0.0312	0.072	0.0181	0.0048	0.0197	0.031	0.0292	0.0771	0.0654	0.1717	0.0029	0.088	0.0359
43	0.0023	0	0.008	0.008	0.0257	0.0308	0.0709	0.0178	0.0047	0.0195	0.0306	0.0288	0.076	0.0646	0.1697	0.0028	0.0868	0.0354
44	0.0022	0	0.0079	0.0078	0.0255	0.0304	0.0699	0.0176	0.0046	0.0192	0.0302	0.0285	0.075	0.0638	0.1677	0.0027	0.0855	0.0349
45	0.0022	0	0.0077	0.0077	0.0253	0.03	0.069	0.0174	0.0045	0.019	0.0299	0.0282	0.074	0.0631	0.1658	0.0027	0.0843	0.0345
46	0.0021	0	0.0076	0.0075	0.0252	0.0297	0.068	0.0172	0.0044	0.0188	0.0295	0.0279	0.073	0.0624	0.164	0.0026	0.0832	0.0341
47	0.0021	0	0.0074	0.0074	0.0251	0.0293	0.0671	0.017	0.0043	0.0186	0.0292	0.0277	0.072	0.0617	0.1622	0.0025	0.0821	0.0337
48	0.002	0	0.0073	0.0072	0.0249	0.029	0.0663	0.0169	0.0042	0.0185	0.029	0.0274	0.0711	0.0611	0.1605	0.0025	0.081	0.0333
49	0.002	0	0.0072	0.0071	0.0248	0.0286	0.0655	0.0167	0.0042	0.0183	0.0287	0.0271	0.0703	0.0604	0.1588	0.0024	0.08	0.0329
50	0.0019	0	0.007	0.007	0.0247	0.0283	0.0647	0.0166	0.0041	0.0182	0.0285	0.0268	0.0694	0.0598	0.1572	0.0024	0.079	0.0326
70	0.0014	0	0.0053	0.0053	0.0247	0.0248	0.0633	0.0155	0.0031	0.0169	0.0268	0.0235	0.067	0.0592	0.1566	0.0018	0.078	0.029
75	0.0014	0	0.0051	0.0051	0.0252	0.0248	0.0633	0.0155	0.003	0.0168	0.0268	0.0235	0.067	0.0592	0.1566	0.0018	0.078	0.029
79	0.0014	0	0.0049	0.0049	0.0258	0.0248	0.0633	0.0155	0.0029	0.0169	0.0268	0.0235	0.067	0.0592	0.1566	0.0018	0.078	0.029
80	0.0014	0	0.0049	0.0049	0.0259	0.0248	0.0633	0.0155	0.0029	0.0169	0.0268	0.0235	0.067	0.0592	0.1566	0.0018	0.078	0.029
81	0.0014	0	0.0049	0.0048	0.0261	0.0248	0.0633	0.0155	0.0029	0.0169	0.0268	0.0235	0.067	0.0592	0.1566	0.0018	0.078	0.029
82	0.0014	0	0.0048	0.0048	0.0263	0.0248	0.0633	0.0156	0.0029	0.0169	0.0268	0.0235	0.067	0.0592	0.1566	0.0018	0.078	0.029
83	0.0014	0	0.0048	0.0048	0.0265	0.0248	0.0633	0.0156	0.0028	0.0169	0.0268	0.0235	0.067	0.0592	0.1566	0.0018	0.078	0.029
84	0.0014	0	0.0048	0.0048	0.0267	0.0248	0.0633	0.0156	0.0028	0.017	0.0268	0.0235	0.067	0.0592	0.1566	0.0018	0.078	0.029
85	0.0014	0	0.0048	0.0047	0.0269	0.0248	0.0633	0.0156	0.0028	0.017	0.0268	0.0235	0.067	0.0592	0.1566	0.0018	0.078	0.029
86	0.002	0	0.005	0.005	0.027	0.025	0.063	0.016	0.003	0.017	0.027	0.024	0.067	0.059	0.157	0.002	0.078	0.029
87	0.0015	0	0.0047	0.0047	0.0273	0.0248	0.0633	0.0157	0.0028	0.0171	0.0268	0.0235	0.067	0.0592	0.1566	0.0019	0.078	0.029
88	0.0015	0	0.0047	0.0047	0.0276	0.0248	0.0633	0.0157	0.0028	0.0171	0.0268	0.0235	0.067	0.0592	0.1566	0.0019	0.078	0.029
89	0.0015	0	0.0047	0.0046	0.0278	0.0248	0.0633	0.0158	0.0028	0.0172	0.0268	0.0235	0.067	0.0592	0.1566	0.0019	0.078	0.029
90	0.0015	0	0.0047	0.0046	0.0281	0.0248	0.0633	0.0158	0.0028	0.0172	0.0268	0.0235	0.067	0.0592	0.1566	0.0019	0.078	0.029
91	0.0015	0	0.0047	0.0046	0.0284	0.0248	0.0633	0.0159	0.0028	0.0173	0.0268	0.0235	0.067	0.0592	0.1566	0.0019	0.078	0.029
92	0.0015	0	0.0046	0.0046	0.0287	0.0248	0.0633	0.0159	0.0028	0.0174	0.0268	0.0235	0.067	0.0592	0.1566	0.002	0.078	0.029
93	0.0016	0	0.0046	0.0046	0.029	0.0248	0.0633	0.016	0.0028	0.0174	0.0268	0.0235	0.067	0.0592	0.1566	0.002	0.078	0.029
94	0.0016	0	0.0046	0.0046	0.0293	0.0248	0.0633	0.016	0.0028	0.0175	0.0268	0.0235	0.067	0.0592	0.1566	0.002	0.078	0.029
95	0.0016	0	0.0046	0.0046	0.0296	0.0248	0.0633	0.0161	0.0029	0.0176	0.0268	0.0235	0.067	0.0592	0.1566	0.0021	0.078	0.029
96	0.0016	0	0.0046	0.0046	0.0299	0.0248	0.0633	0.0161	0.0029	0.0176	0.0268	0.0235	0.067	0.0592	0.1566	0.0021	0.078	0.029
97	0.0016	0	0.0046	0.0046	0.0303	0.0248	0.0633	0.0162	0.0029	0.0177	0.0268	0.0235	0.067	0.0592	0.1566	0.0021	0.078	0.029
98	0.0017	0	0.0046	0.0046	0.0307	0.0248	0.0633	0.0163	0.0029	0.0178	0.0268	0.0235	0.067	0.0592	0.1566	0.0022	0.078	0.029
99	0.0017	0	0.0046	0.0046	0.0311	0.0248	0.0633	0.0164	0.0029	0.0179	0.0268	0.0235	0.067	0.0592	0.1566	0.0022	0.078	0.029

FSP/PM2.5 Start Emissions Factors (g/trip)

Soak Time (min)	PC	TAXI	LGV3	LGV4	LGV6	HGV7	HGV8	PLB	PV4	PV5	NFB6	NFB7	NFB8	FBSD	FBDD	MC	HGV9	NFB9
5	0.0004	0	0.0001	0	0	0	0	0	0.0001	0	0	0	0	0	0	0.002	0	0
10	0.0007	0	0.0001	0	0	0	0	0	0.0002	0	0	0	0	0	0	0.0022	0	0
20	0.0014	0	0.0001	0	0	0	0	0	0.0005	0	0	0	0	0	0	0.0026	0	0
30	0.0021	0	0.0001	0	0	0	0	0	0.0007	0	0	0	0	0	0	0.003	0	0
40	0.0027	0	0.0001	0	0	0	0	0	0.0009	0	0	0	0	0	0	0.0034	0	0
50	0.0033	0	0.0001	0	0	0	0	0	0.0011	0	0	0	0	0	0	0.0038	0	0
60	0.0039	0	0.0001	0	0	0	0	0	0.0012	0	0	0	0	0	0	0.0042	0	0
120	0.0065	0	0.0002	0.0001	0	0	0	0	0.0019	0	0	0	0	0	0	0.0063	0	0
180	0.0072	0	0.0002	0.0001	0	0	0	0	0.0021	0	0	0	0	0	0	0.007	0	0
240	0.0079	0	0.0002	0.0001	0	0	0	0	0.0022	0	0	0	0	0	0	0.0077	0	0
300	0.0085	0	0.0003	0.0001	0	0	0	0	0.0024	0	0	0	0	0	0	0.0083	0	0
360	0.0091	0	0.0003	0.0001	0	0	0	0	0.0025	0	0	0	0	0	0	0.0089	0	0
420	0.0095	0	0.0003	0.0001	0	0	0	0	0.0026	0	0	0	0	0	0	0.0094	0	0
480	0.0098	0	0.0003	0.0001	0	0	0	0	0.0027	0	0	0	0	0	0	0.0098	0	0
540	0.0101	0	0.0003	0.0001	0	0	0	0	0.0028	0	0	0	0	0	0	0.0102	0	0
600	0.0103	0	0.0004	0.0001	0	0	0	0	0.0028	0	0	0	0	0	0	0.0106	0	0
660	0.0103	0	0.0004	0.0001	0	0	0	0	0.0029	0	0	0	0	0	0	0.0109	0	0
720	0.0103	0	0.0004	0.0001	0	0	0	0	0.0029	0	0	0	0	0	0	0.0111	0	0
MAX	**0.0103**	**0.0000**	**0.0004**	**0.0001**	**0.0000**	**0.0000**	**0.0000**	**0.0000**	**0.0029**	**0.0000**	**0.0000**	**0.0000**	**0.0000**	**0.0000**	**0.0000**	**0.0111**	**0.0000**	**0.0000**

TSP/PM30 Running Emission Factors (g/km-veh) at different speeds

Speed (kph)	PC	TAXI	LGV3	LGV4	LGV6	HGV7	HGV8	PLB	PV4	PV5	NFB6	NFB7	NFB8	FBSD	FBDD	MC	HGV9	NFB9
22	0.0056	0	0.0143	0.0141	0.0364	0.0515	0.1175	0.031	0.0093	0.033	0.0521	0.0419	0.126	0.0988	0.2592	0.0072	0.1437	0.0587
23	0.0054	0	0.0139	0.0138	0.0357	0.0499	0.1143	0.03	0.009	0.0321	0.0506	0.0412	0.1225	0.0966	0.2534	0.0069	0.1398	0.057
24	0.0051	0	0.0135	0.0134	0.035	0.0485	0.1112	0.0291	0.0087	0.0311	0.0491	0.0405	0.1192	0.0945	0.248	0.0066	0.1361	0.0555
25	0.0049	0	0.0132	0.0131	0.0344	0.0471	0.1084	0.0283	0.0084	0.0303	0.0477	0.0398	0.1162	0.0926	0.2429	0.0064	0.1326	0.054
26	0.0047	0	0.0128	0.0127	0.0338	0.0459	0.1057	0.0275	0.0081	0.0295	0.0464	0.0391	0.1133	0.0908	0.2381	0.0061	0.1294	0.0526
27	0.0045	0	0.0125	0.0124	0.0333	0.0447	0.1032	0.0267	0.0079	0.0287	0.0452	0.0385	0.1106	0.089	0.2336	0.0059	0.1263	0.0514
28	0.0043	0	0.0122	0.0121	0.0327	0.0437	0.1009	0.026	0.0076	0.028	0.0441	0.0379	0.1081	0.0874	0.2293	0.0056	0.1234	0.0502
29	0.0042	0	0.0119	0.0118	0.0323	0.0427	0.0987	0.0253	0.0074	0.0273	0.043	0.0374	0.1057	0.0858	0.2253	0.0054	0.1207	0.049
30	0.004	0	0.0116	0.0115	0.0318	0.0417	0.0966	0.0247	0.0072	0.0266	0.0419	0.0368	0.1035	0.0844	0.2214	0.0052	0.1182	0.048
33	0.0036	0	0.0108	0.0107	0.0306	0.0393	0.0909	0.023	0.0066	0.0249	0.0392	0.0353	0.0974	0.0804	0.211	0.0047	0.1113	0.0452
34	0.0034	0	0.0106	0.0105	0.0302	0.0386	0.0893	0.0226	0.0064	0.0244	0.0384	0.0349	0.0956	0.0792	0.2078	0.0045	0.1092	0.0443
35	0.0033	0	0.0103	0.0102	0.0299	0.0379	0.0876	0.0221	0.0063	0.024	0.0377	0.0344	0.0939	0.078	0.2048	0.0044	0.1073	0.0435
36	0.0032	0	0.0101	0.01	0.0296	0.0372	0.0861	0.0217	0.0061	0.0235	0.037	0.034	0.0922	0.0769	0.2019	0.0043	0.1054	0.0428
37	0.0031	0	0.0099	0.0098	0.0293	0.0366	0.0846	0.0213	0.0059	0.0231	0.0363	0.0336	0.0907	0.0758	0.1991	0.0041	0.1036	0.0421
38	0.003	0	0.0097	0.0096	0.029	0.036	0.0833	0.0209	0.0058	0.0227	0.0357	0.0332	0.0892	0.0748	0.1964	0.004	0.1019	0.0414
39	0.0029	0	0.0095	0.0094	0.0288	0.0355	0.0819	0.0205	0.0057	0.0224	0.0352	0.0328	0.0878	0.0738	0.1938	0.0039	0.1002	0.0407
40	0.0028	0	0.0093	0.0092	0.0285	0.0349	0.0806	0.0202	0.0055	0.022	0.0346	0.0324	0.0864	0.0729	0.1913	0.0038	0.0987	0.0401
41	0.0027	0	0.0091	0.009	0.0283	0.0344	0.0794	0.0199	0.0054	0.0217	0.0341	0.032	0.0851	0.0719	0.189	0.0037	0.0971	0.0395
42	0.0026	0	0.0089	0.0088	0.0281	0.034	0.0782	0.0196	0.0053	0.0214	0.0337	0.0317	0.0838	0.0711	0.1867	0.0036	0.0957	0.039
43	0.0026	0	0.0087	0.0087	0.0279	0.0335	0.0771	0.0194	0.0051	0.0212	0.0332	0.0313	0.0826	0.0702	0.1844	0.0035	0.0943	0.0385
44	0.0025	0	0.0086	0.0085	0.0277	0.0331	0.076	0.0191	0.005	0.0209	0.0328	0.031	0.0815	0.0694	0.1823	0.0034	0.093	0.038
45	0.0024	0	0.0084	0.0083	0.0275	0.0326	0.075	0.0189	0.0049	0.0207	0.0324	0.0307	0.0804	0.0686	0.1802	0.0033	0.0917	0.0375
46	0.0024	0	0.0082	0.0082	0.0274	0.0322	0.074	0.0187	0.0048	0.0204	0.0321	0.0304	0.0793	0.0678	0.1782	0.0032	0.0904	0.037
47	0.0023	0	0.0081	0.008	0.0272	0.0319	0.073	0.0185	0.0047	0.0202	0.0318	0.0301	0.0783	0.0671	0.1763	0.0031	0.0892	0.0366
48	0.0023	0	0.0079	0.0079	0.0271	0.0315	0.072	0.0184	0.0046	0.0201	0.0315	0.0298	0.0773	0.0664	0.1744	0.0031	0.0881	0.0362
49	0.0022	0	0.0078	0.0077	0.027	0.0311	0.0711	0.0182	0.0045	0.0199	0.0312	0.0295	0.0764	0.0657	0.1726	0.003	0.087	0.0358
50	0.0021	0	0.0077	0.0076	0.0269	0.0308	0.0703	0.0181	0.0045	0.0197	0.031	0.0292	0.0755	0.065	0.1708	0.0029	0.0859	0.0354
70	0.0016	0	0.0058	0.0058	0.0268	0.0269	0.0688	0.0169	0.0034	0.0183	0.0291	0.0255	0.0728	0.0643	0.1702	0.0023	0.0848	0.0315
75	0.0016	0	0.0056	0.0055	0.0274	0.0269	0.0688	0.0168	0.0032	0.0183	0.0291	0.0255	0.0728	0.0643	0.1702	0.0022	0.0848	0.0315
79	0.0016	0	0.0054	0.0053	0.028	0.0269	0.0688	0.0169	0.0032	0.0183	0.0291	0.0255	0.0728	0.0643	0.1702	0.0023	0.0848	0.0315
80	0.0016	0	0.0053	0.0053	0.0282	0.0269	0.0688	0.0169	0.0031	0.0183	0.0291	0.0255	0.0728	0.0643	0.1702	0.0023	0.0848	0.0315
81	0.0016	0	0.0053	0.0053	0.0284	0.0269	0.0688	0.0169	0.0031	0.0184	0.0291	0.0255	0.0728	0.0643	0.1702	0.0023	0.0848	0.0315
82	0.0016	0	0.0053	0.0052	0.0286	0.0269	0.0688	0.0169	0.0031	0.0184	0.0291	0.0255	0.0728	0.0643	0.1702	0.0023	0.0848	0.0315
83	0.0016	0	0.0052	0.0052	0.0288	0.0269	0.0688	0.0169	0.0031	0.0184	0.0291	0.0255	0.0728	0.0643	0.1702	0.0023	0.0848	0.0315
84	0.0016	0	0.0052	0.0052	0.029	0.0269	0.0688	0.017	0.0031	0.0185	0.0291	0.0255	0.0728	0.0643	0.1702	0.0023	0.0848	0.0315
85	0.0016	0	0.0052	0.0051	0.0292	0.0269	0.0688	0.017	0.0031	0.0185	0.0291	0.0255	0.0728	0.0643	0.1702	0.0023	0.0848	0.0315
86	0.002	0	0.005	0.005	0.030	0.027	0.069	0.017	0.003	0.019	0.029	0.026	0.073	0.064	0.170	0.002	0.085	0.032
87	0.0016	0	0.0051	0.0051	0.0297	0.0269	0.0688	0.0171	0.0031	0.0186	0.0291	0.0255	0.0728	0.0643	0.1702	0.0023	0.0848	0.0315
88	0.0016	0	0.0051	0.0051	0.03	0.0269	0.0688	0.0171	0.0031	0.0186	0.0291	0.0255	0.0728	0.0643	0.1702	0.0024	0.0848	0.0315
89	0.0017	0	0.0051	0.005	0.0303	0.0269	0.0688	0.0171	0.0031	0.0187	0.0291	0.0255	0.0728	0.0643	0.1702	0.0024	0.0848	0.0315
90	0.0017	0	0.0051	0.005	0.0306	0.0269	0.0688	0.0172	0.0031	0.0187	0.0291	0.0255	0.0728	0.0643	0.1702	0.0024	0.0848	0.0315
91	0.0017	0	0.0051	0.005	0.0309	0.0269	0.0688	0.0172	0.0031	0.0188	0.0291	0.0255	0.0728	0.0643	0.1702	0.0024	0.0848	0.0315
92	0.0017	0	0.0051	0.005	0.0312	0.0269	0.0688	0.0173	0.0031	0.0189	0.0291	0.0255	0.0728	0.0643	0.1702	0.0025	0.0848	0.0315
93	0.0017	0	0.005	0.005	0.0315	0.0269	0.0688	0.0173	0.0031	0.0189	0.0291	0.0255	0.0728	0.0643	0.1702	0.0025	0.0848	0.0315
94	0.0017	0	0.005	0.005	0.0318	0.0269	0.0688	0.0174	0.0031	0.019	0.0291	0.0255	0.0728	0.0643	0.1702	0.0025	0.0848	0.0315
95	0.0018	0	0.005	0.005	0.0322	0.0269	0.0688	0.0175	0.0031	0.0191	0.0291	0.0255	0.0728	0.0643	0.1702	0.0026	0.0848	0.0315
96	0.0018	0	0.005	0.005	0.0326	0.0269	0.0688	0.0175	0.0031	0.0192	0.0291	0.0255	0.0728	0.0643	0.1702	0.0026	0.0848	0.0315
97	0.0018	0	0.005	0.005	0.0329	0.0269	0.0688	0.0176	0.0032	0.0193	0.0291	0.0255	0.0728	0.0643	0.1702	0.0027	0.0848	0.0315
98	0.0019	0	0.005	0.0049	0.0333	0.0269	0.0688	0.0177	0.0032	0.0194	0.0291	0.0255	0.0728	0.0643	0.1702	0.0027	0.0848	0.0315
99	0.0019	0	0.005	0.0049	0.0338	0.0269	0.0688	0.0178	0.0032	0.0195	0.0291	0.0255	0.0728	0.0643	0.1702	0.0028	0.0848	0.0315

TSP/PM30 Start Emissions Factors (g/trip)

Soak Time (min)	PC	TAXI	LGV3	LGV4	LGV6	HGV7	HGV8	PLB	PV4	PV5	NFB6	NFB7	NFB8	FBSD	FBDD	MC	HGV9	NFB9
5	0.0004	0	0.0001	0	0	0	0	0	0.0001	0	0	0	0	0	0	0.0028	0	0
10	0.0008	0	0.0001	0	0	0	0	0	0.0003	0	0	0	0	0	0	0.0029	0	0
20	0.0016	0	0.0001	0	0	0	0	0	0.0005	0	0	0	0	0	0	0.0033	0	0
30	0.0023	0	0.0001	0	0	0	0	0	0.0007	0	0	0	0	0	0	0.0037	0	0
40	0.003	0	0.0001	0	0	0	0	0	0.001	0	0	0	0	0	0	0.0041	0	0
50	0.0037	0	0.0001	0	0	0	0	0	0.0012	0	0	0	0	0	0	0.0044	0	0
60	0.0043	0	0.0001	0	0	0	0	0	0.0014	0	0	0	0	0	0	0.0048	0	0
120	0.0072	0	0.0002	0.0001	0	0	0	0	0.0021	0	0	0	0	0	0	0.0073	0	0
180	0.008	0	0.0003	0.0001	0	0	0	0	0.0023	0	0	0	0	0	0	0.0084	0	0
240	0.0088	0	0.0003	0.0001	0	0	0	0	0.0025	0	0	0	0	0	0	0.0093	0	0
300	0.0095	0	0.0003	0.0001	0	0	0	0	0.0026	0	0	0	0	0	0	0.0102	0	0
360	0.0101	0	0.0004	0.0001	0	0	0	0	0.0028	0	0	0	0	0	0	0.0109	0	0
420	0.0105	0	0.0004	0.0001	0	0	0	0	0.0029	0	0	0	0	0	0	0.0116	0	0
480	0.0109	0	0.0004	0.0001	0	0	0	0	0.003	0	0	0	0	0	0	0.0122	0	0
540	0.0112	0	0.0004	0.0001	0	0	0	0	0.0031	0	0	0	0	0	0	0.0127	0	0
600	0.0114	0	0.0005	0.0001	0	0	0	0	0.0031	0	0	0	0	0	0	0.0132	0	0
660	0.0115	0	0.0005	0.0001	0	0	0	0	0.0032	0	0	0	0	0	0	0.0135	0	0
720	0.0115	0	0.0005	0.0001	0	0	0	0	0.0032	0	0	0	0	0	0	0.0138	0	0
MAX	**0.0115**	**0.0000**	**0.0005**	**0.0001**	**0.0000**	**0.0000**	**0.0000**	**0.0000**	**0.0032**	**0.0000**	**0.0000**	**0.0000**	**0.0000**	**0.0000**	**0.0000**	**0.0138**	**0.0000**	**0.0000**

NOx Running Emissions (gram/km) at different speeds

Speed (kph)	PC	TAXI	LGV3	LGV4	LGV6	HGV7	HGV8	PLB	PV4	PV5	NFB6	NFB7	NFB8	FBSD	FBDD	MC	HGV9	NFB9
21	0.0315	0.646	1.2013	1.1871	1.3084	2.113	2.7597	0.9439	0.9312	0.8226	1.2643	1.8776	3.3404	2.6101	6.0656	0.2793	3.354	1.7905
22	0.0309	0.6276	1.1587	1.1442	1.2719	2.0531	2.6353	0.921	0.8945	0.7993	1.2266	1.8179	3.1885	2.5077	5.8314	0.2759	3.2138	1.6797
23	0.0303	0.6104	1.1182	1.1033	1.2373	1.9966	2.5216	0.8995	0.8596	0.7775	1.1916	1.7614	3.0497	2.4136	5.6169	0.2725	3.0852	1.5793
24	0.0298	0.5945	1.0795	1.0644	1.2046	1.9433	2.4172	0.8791	0.8261	0.7572	1.1591	1.7078	2.9223	2.3269	5.4195	0.2693	2.967	1.4879
25	0.0293	0.5796	1.0426	1.0271	1.1735	1.8927	2.3211	0.8598	0.794	0.7382	1.1287	1.6568	2.805	2.2467	5.2371	0.2662	2.8578	1.4044
26	0.0288	0.5657	1.0072	0.9915	1.144	1.8446	2.2322	0.8415	0.7632	0.7204	1.1002	1.6081	2.6966	2.1723	5.0679	0.2632	2.7566	1.3279
27	0.0283	0.5527	0.9733	0.9572	1.1158	1.7989	2.1499	0.8241	0.7336	0.7036	1.0735	1.5616	2.5962	2.103	4.9107	0.2603	2.6627	1.2575
28	0.0279	0.5404	0.9407	0.9244	1.0888	1.7553	2.0734	0.8075	0.7051	0.6877	1.0484	1.5171	2.5029	2.0383	4.764	0.2575	2.5752	1.1926
29	0.0274	0.5289	0.9094	0.8927	1.0631	1.7137	2.002	0.7918	0.6776	0.6727	1.0247	1.4745	2.416	1.9778	4.6268	0.2547	2.4936	1.1327
30	0.027	0.518	0.8792	0.8622	1.0384	1.6738	1.9355	0.7767	0.651	0.6586	1.0024	1.4335	2.3349	1.9211	4.4982	0.2521	2.4171	1.0771
31	0.0265	0.5076	0.8006	0.7821	0.9899	1.6002	1.8731	0.7624	0.5755	0.6451	0.9812	1.3419	2.259	1.8679	4.3773	0.2496	2.3454	1.0254
32	0.0261	0.4977	0.7751	0.7563	0.9684	1.5654	1.8147	0.7487	0.5533	0.6323	0.9611	1.3067	2.1877	1.8177	4.2635	0.2471	2.2781	0.9773
33	0.0257	0.4883	0.7513	0.7323	0.9481	1.5325	1.7597	0.7355	0.5326	0.6202	0.9421	1.2737	2.1208	1.7704	4.1562	0.2447	2.2146	0.9325
34	0.0253	0.4793	0.729	0.7098	0.929	1.5015	1.708	0.723	0.5133	0.6086	0.9239	1.2427	2.0578	1.7257	4.0547	0.2425	2.1548	0.8906
35	0.0249	0.4708	0.7081	0.6888	0.9109	1.4722	1.6592	0.711	0.4953	0.5976	0.9067	1.2135	1.9985	1.6834	3.9586	0.2403	2.0982	0.8514
36	0.0246	0.4626	0.6885	0.6691	0.8938	1.4443	1.6131	0.6995	0.4785	0.5871	0.8902	1.186	1.9424	1.6433	3.8675	0.2381	2.0447	0.8146
37	0.0242	0.4548	0.6701	0.6505	0.8776	1.4179	1.5695	0.6885	0.4627	0.577	0.8745	1.1599	1.8893	1.6052	3.7809	0.2361	1.994	0.78
38	0.0238	0.4474	0.6527	0.633	0.8621	1.3928	1.5282	0.678	0.4479	0.5674	0.8594	1.1352	1.8391	1.5691	3.6986	0.2341	1.9458	0.7475
39	0.0235	0.4402	0.6363	0.6166	0.8474	1.3688	1.489	0.6679	0.4339	0.5581	0.845	1.1119	1.7914	1.5346	3.6202	0.2322	1.9001	0.7169
40	0.0231	0.4334	0.6208	0.601	0.8334	1.346	1.4517	0.6582	0.4208	0.5493	0.8312	1.0897	1.7461	1.5018	3.5454	0.2304	1.8565	0.688
41	0.0228	0.4268	0.6062	0.5862	0.8201	1.3241	1.4163	0.649	0.4084	0.5408	0.8179	1.0685	1.703	1.4705	3.474	0.2286	1.815	0.6607
42	0.0225	0.4205	0.5923	0.5722	0.8073	1.3033	1.3826	0.6402	0.3967	0.5327	0.8052	1.0484	1.6621	1.4406	3.4057	0.2269	1.7755	0.635
43	0.0222	0.4144	0.5791	0.559	0.7951	1.2833	1.3504	0.6317	0.3856	0.5249	0.793	1.0293	1.623	1.4119	3.3403	0.2253	1.7377	0.6105
44	0.0219	0.4085	0.5665	0.5464	0.7833	1.2641	1.3197	0.6237	0.3751	0.5174	0.7812	1.011	1.5857	1.3845	3.2777	0.2237	1.7016	0.5874
45	0.0216	0.4029	0.5546	0.5344	0.7721	1.2458	1.2904	0.616	0.3651	0.5102	0.7698	0.9935	1.5501	1.3583	3.2177	0.2222	1.667	0.5655
46	0.0213	0.3974	0.5433	0.523	0.7613	1.2281	1.2624	0.6086	0.3557	0.5032	0.7589	0.9767	1.516	1.3331	3.1601	0.2208	1.6339	0.5446
47	0.021	0.3922	0.5324	0.5121	0.751	1.2112	1.2356	0.6016	0.3467	0.4966	0.7484	0.9607	1.4835	1.309	3.1047	0.2194	1.6021	0.5249
48	0.0207	0.3871	0.5221	0.5017	0.741	1.1948	1.2098	0.5949	0.3381	0.4902	0.7382	0.9453	1.4523	1.2858	3.0515	0.2181	1.5717	0.506
49	0.0204	0.3822	0.5122	0.4918	0.7314	1.1791	1.1852	0.5886	0.3299	0.484	0.7283	0.9306	1.4223	1.2634	3.0002	0.2168	1.5424	0.4881
50	0.0201	0.3775	0.5028	0.4823	0.7222	1.164	1.1616	0.5825	0.3222	0.478	0.7188	0.9164	1.3936	1.2419	2.9509	0.2156	1.5143	0.471
70	0.0159	0.3263	0.3902	0.3678	0.5884	1.0229	0.9386	0.545	0.2221	0.4307	0.6384	0.7786	1.1221	1.0503	2.9095	0.2022	1.2571	0.2883
75	0.0151	0.3239	0.3764	0.3532	0.5812	1.0229	0.9386	0.5551	0.2074	0.433	0.6384	0.7786	1.1221	1.0503	2.9095	0.2016	1.2571	0.2883
78	0.0146	0.3235	0.3691	0.3455	0.5774	1.0229	0.9386	0.5633	0.1998	0.4348	0.6384	0.7786	1.1221	1.0503	2.9095	0.2018	1.2571	0.2883
79	0.0145	0.3235	0.3669	0.3431	0.5762	1.0229	0.9386	0.5663	0.1974	0.4355	0.6384	0.7786	1.1221	1.0503	2.9095	0.202	1.2571	0.2883
80	0.0143	0.3236	0.3647	0.3407	0.575	1.0229	0.9386	0.5696	0.1951	0.4362	0.6384	0.7786	1.1221	1.0503	2.9095	0.2022	1.2571	0.2883
81	0.0142	0.3237	0.3626	0.3385	0.5739	1.0229	0.9386	0.573	0.1928	0.437	0.6384	0.7786	1.1221	1.0503	2.9095	0.2024	1.2571	0.2883
82	0.014	0.324	0.361	0.336	0.573	1.023	0.939	0.577	0.191	0.438	0.638	0.779	1.122	1.050	2.910	0.203	1.257	0.288
83	0.0139	0.3243	0.3586	0.3342	0.5718	1.0229	0.9386	0.5804	0.1885	0.4386	0.6384	0.7786	1.1221	1.0503	2.9095	0.203	1.2571	0.2883
84	0.0138	0.3247	0.3567	0.3321	0.5708	1.0229	0.9386	0.5843	0.1865	0.4395	0.6384	0.7786	1.1221	1.0503	2.9095	0.2034	1.2571	0.2883
85	0.0137	0.3252	0.3549	0.3301	0.5698	1.0229	0.9386	0.5885	0.1845	0.4405	0.6384	0.7786	1.1221	1.0503	2.9095	0.2038	1.2571	0.2883
86	0.0135	0.3258	0.3531	0.3282	0.5688	1.0229	0.9386	0.5927	0.1826	0.4414	0.6384	0.7786	1.1221	1.0503	2.9095	0.2042	1.2571	0.2883
87	0.0134	0.3265	0.3513	0.3263	0.5678	1.0229	0.9386	0.5972	0.1808	0.4424	0.6384	0.7786	1.1221	1.0503	2.9095	0.2047	1.2571	0.2883
88	0.0133	0.3272	0.3497	0.3244	0.5669	1.0229	0.9386	0.6019	0.179	0.4435	0.6384	0.7786	1.1221	1.0503	2.9095	0.2052	1.2571	0.2883
89	0.0132	0.328	0.3489	0.3235	0.5665	1.0229	0.9386	0.6067	0.1781	0.4445	0.6384	0.7786	1.1221	1.0503	2.9095	0.2058	1.2571	0.2883
90	0.0131	0.3289	0.3491	0.3236	0.5665	1.0229	0.9386	0.6117	0.1782	0.4457	0.6384	0.7786	1.1221	1.0503	2.9095	0.2064	1.2571	0.2883
91	0.013	0.3299	0.3492	0.3236	0.5665	1.0229	0.9386	0.6168	0.1783	0.4468	0.6384	0.7786	1.1221	1.0503	2.9095	0.2071	1.2571	0.2883
92	0.0129	0.331	0.3494	0.3237	0.5665	1.0229	0.9386	0.6222	0.1783	0.448	0.6384	0.7786	1.1221	1.0503	2.9095	0.2078	1.2571	0.2883
93	0.0127	0.3322	0.3496	0.3237	0.5665	1.0229	0.9386	0.6277	0.1784	0.4492	0.6384	0.7786	1.1221	1.0503	2.9095	0.2085	1.2571	0.2883
94	0.0126	0.3334	0.3498	0.3238	0.5665	1.0229	0.9386	0.6334	0.1785	0.4505	0.6384	0.7786	1.1221	1.0503	2.9095	0.2093	1.2571	0.2883
95	0.0125	0.3347	0.3499	0.3238	0.5665	1.0229	0.9386	0.6392	0.1786	0.4518	0.6384	0.7786	1.1221	1.0503	2.9095	0.2102	1.2571	0.2883
96	0.0124	0.3362	0.3501	0.3239	0.5665	1.0229	0.9386	0.6452	0.1787	0.4532	0.6384	0.7786	1.1221	1.0503	2.9095	0.2111	1.2571	0.2883
97	0.0123	0.3377	0.3503	0.324	0.5665	1.0229	0.9386	0.6514	0.1788	0.4546	0.6384	0.7786	1.1221	1.0503	2.9095	0.212	1.2571	0.2883
98	0.0123	0.3393	0.3505	0.324	0.5665	1.0229	0.9386	0.6578	0.1789	0.456	0.6384	0.7786	1.1221	1.0503	2.9095	0.213	1.2571	0.2883
99	0.0122	0.341	0.3507	0.3241	0.5665	1.0229	0.9386	0.6643	0.1791	0.4574	0.6384	0.7786	1.1221	1.0503	2.9095	0.214	1.2571	0.2883

NOx Start Emissions (gram/trips)

Soak Time (min)	PC	TAXI	LGV3	LGV4	LGV6	HGV7	HGV8	PLB	PV4	PV5	NFB6	NFB7	NFB8	FBSD	FBDD	MC	HGV9	NFB9
5	0.0559	1.0338	0.0047	0.0011	0.0533	0.0948	0.173	0.521	0.0225	0.1922	0.0551	0.1081	0.193	0.2789	0.7415	0.0681	0.1884	0.1244
10	0.0569	1.0509	0.0055	0.0012	0.0959	0.1707	0.3115	0.797	0.0274	0.3032	0.0991	0.1946	0.3475	0.502	1.3346	0.0798	0.3391	0.2239
20	0.059	1.0843	0.0069	0.0013	0.1279	0.2276	0.4153	1.2487	0.036	0.4604	0.1322	0.2595	0.4633	0.6694	1.7795	0.1006	0.4521	0.2985
30	0.0609	1.1166	0.0081	0.0014	0.1812	0.3224	0.5884	1.6378	0.0431	0.6124	0.1872	0.3677	0.6563	0.9483	2.5209	0.118	0.6405	0.4229
40	0.0627	1.1479	0.009	0.0015	0.2239	0.3983	0.7268	1.9396	0.0487	0.7311	0.2313	0.4542	0.8108	1.1714	3.1141	0.132	0.7912	0.5224
50	0.0644	1.1781	0.0097	0.0016	0.2985	0.531	0.9691	2.187	0.0527	0.854	0.3084	0.6055	1.081	1.5618	4.1521	0.1426	1.0549	0.6965
60	0.0661	1.2072	0.0102	0.0016	0.437	0.7775	1.419	2.4048	0.0552	1.0092	0.4516	0.8867	1.5829	2.287	6.0799	0.1497	1.5447	1.0199
120	0.0734	1.3436	0.0108	0.0017	0.5436	0.9672	1.7651	2.5428	0.0571	1.1197	0.5617	1.103	1.969	2.8448	7.5628	0.1529	1.9215	1.2686
180	0.0809	1.4804	0.011	0.0019	0.7995	1.4223	2.5957	2.7325	0.0629	1.3419	0.8261	1.622	2.8956	4.1835	11.1218	0.1518	2.8257	1.8656
240	0.0802	1.4682	0.0108	0.0019	1.0447	1.8585	3.3918	2.9098	0.0625	1.5536	1.0794	2.1194	3.7835	5.4664	14.5324	0.1485	3.6923	2.4377
300	0.0791	1.4477	0.0106	0.0019	1.1726	2.0861	3.8071	2.9925	0.0619	1.6611	1.2115	2.3789	4.2468	6.1358	16.3119	0.1444	4.1444	2.7362
360	0.0775	1.4187	0.0103	0.0018	1.3858	2.4654	4.4993	3.1369	0.0611	1.8422	1.4318	2.8115	5.019	7.2514	19.2777	0.1394	4.8979	3.2337
420	0.0755	1.3814	0.0099	0.0018	1.5243	2.7119	4.9492	3.2196	0.0601	1.9565	1.575	3.0926	5.5209	7.9765	21.2055	0.1335	5.3877	3.5571
480	0.073	1.3357	0.0095	0.0017	1.599	2.8447	5.1915	3.2488	0.059	2.0134	1.6521	3.244	5.7911	8.367	22.2435	0.1269	5.6515	3.7312
540	0.0701	1.2817	0.0091	0.0017	1.6416	2.9205	5.3299	3.2492	0.0576	2.041	1.6962	3.3305	5.9455	8.5901	22.8367	0.1194	5.8022	3.8307
600	0.0667	1.2192	0.0086	0.0016	1.6842	2.9964	5.4684	3.2455	0.056	2.0674	1.7402	3.417	6.1	8.8132	23.4299	0.111	5.9529	3.9302
660	0.0629	1.1483	0.008	0.0015	1.7056	3.0343	5.5376	3.2212	0.0543	2.0737	1.7622	3.4603	6.1772	8.9248	23.7264	0.1018	6.0282	3.98
720	0.0586	1.0691	0.0074	0.0014	1.7056	3.0343	5.5376	3.1764	0.0523	2.0601	1.7622	3.4603	6.1772	8.9248	23.7264	0.0918	6.0282	3.98
MAX	**0.0809**	**1.4804**	**0.0110**	**0.0019**	**1.7056**	**3.0343**	**5.5376**	**3.2492**	**0.0629**	**2.0737**	**1.7622**	**3.4603**	**6.1772**	**8.9248**	**23.7264**	**0.1529**	**6.0282**	**3.9800**

NO2 Running Emissions (gram/km) at different speeds

Speed (kph)	PC	TAXI	LGV3	LGV4	LGV6	HGV7	HGV8	PLB	PV4	PV5	NFB6	NFB7	NFB8	FBSD	FBDD	MC	HGV9	NFB9
21	0.0016	0.0176	0.0989	0.0906	0.3664	0.648	0.5928	0.1474	0.1808	0.2041	0.354	0.6196	0.6056	0.2026	0.296	0.014	0.645	0.5909
22	0.0016	0.0171	0.0955	0.0875	0.3561	0.6294	0.5624	0.143	0.1736	0.198	0.3435	0.5999	0.5721	0.1915	0.2831	0.0138	0.6142	0.5543
23	0.0016	0.0166	0.0923	0.0845	0.3464	0.6118	0.5347	0.139	0.1667	0.1923	0.3337	0.5813	0.5417	0.1814	0.2716	0.0136	0.5861	0.5212
24	0.0016	0.0162	0.0892	0.0817	0.3373	0.5952	0.5094	0.1352	0.1601	0.1871	0.3245	0.5636	0.514	0.1722	0.2611	0.0135	0.5604	0.491
25	0.0015	0.0157	0.0863	0.079	0.3286	0.5794	0.4862	0.1317	0.1537	0.1822	0.316	0.5467	0.4886	0.1638	0.2516	0.0133	0.5367	0.4635
26	0.0015	0.0154	0.0835	0.0764	0.3203	0.5645	0.4648	0.1284	0.1476	0.1776	0.3081	0.5307	0.4652	0.1561	0.2429	0.0132	0.5148	0.4382
27	0.0015	0.015	0.0808	0.074	0.3124	0.5502	0.4451	0.1253	0.1418	0.1733	0.3006	0.5153	0.4437	0.1489	0.2349	0.013	0.4946	0.415
28	0.0015	0.0147	0.0782	0.0716	0.3049	0.5366	0.4268	0.1223	0.1361	0.1692	0.2936	0.5007	0.4238	0.1423	0.2275	0.0129	0.4759	0.3936
29	0.0014	0.0144	0.0757	0.0693	0.2977	0.5236	0.4098	0.1196	0.1307	0.1654	0.2869	0.4866	0.4053	0.1362	0.2206	0.0127	0.4584	0.3738
30	0.0014	0.0141	0.0734	0.0672	0.2907	0.5112	0.394	0.117	0.1254	0.1618	0.2807	0.4731	0.3882	0.1305	0.2142	0.0126	0.4422	0.3554
31	0.0014	0.0138	0.0674	0.0617	0.2772	0.4875	0.3792	0.1145	0.1104	0.1584	0.2747	0.4428	0.3722	0.1252	0.2082	0.0125	0.427	0.3384
32	0.0014	0.0135	0.0654	0.0598	0.2711	0.4767	0.3655	0.1122	0.106	0.1552	0.2691	0.4312	0.3573	0.1202	0.2027	0.0124	0.4127	0.3225
33	0.0014	0.0133	0.0635	0.0581	0.2655	0.4665	0.3525	0.11	0.1019	0.1521	0.2638	0.4203	0.3434	0.1156	0.1974	0.0122	0.3994	0.3077
34	0.0013	0.013	0.0617	0.0565	0.2601	0.4568	0.3404	0.1079	0.0981	0.1492	0.2587	0.4101	0.3303	0.1113	0.1925	0.0121	0.3868	0.2939
35	0.0013	0.0128	0.06	0.0549	0.2551	0.4477	0.329	0.1059	0.0946	0.1464	0.2539	0.4005	0.318	0.1072	0.1879	0.012	0.375	0.2809
36	0.0013	0.0126	0.0585	0.0535	0.2503	0.4391	0.3183	0.1039	0.0912	0.1437	0.2493	0.3914	0.3065	0.1034	0.1835	0.0119	0.3638	0.2688
37	0.0013	0.0124	0.057	0.0522	0.2457	0.4309	0.3081	0.1021	0.0881	0.1412	0.2448	0.3828	0.2957	0.0998	0.1793	0.0118	0.3533	0.2574
38	0.0013	0.0121	0.0556	0.0509	0.2414	0.423	0.2986	0.1004	0.0852	0.1387	0.2406	0.3746	0.2854	0.0964	0.1754	0.0117	0.3433	0.2467
39	0.0012	0.012	0.0543	0.0497	0.2373	0.4156	0.2895	0.0987	0.0825	0.1364	0.2366	0.3669	0.2758	0.0931	0.1717	0.0116	0.3338	0.2366
40	0.0012	0.0118	0.0531	0.0485	0.2334	0.4085	0.281	0.0971	0.0799	0.1342	0.2327	0.3596	0.2666	0.0901	0.1681	0.0115	0.3249	0.227
41	0.0012	0.0116	0.0519	0.0475	0.2296	0.4018	0.2728	0.0955	0.0774	0.1321	0.229	0.3526	0.258	0.0872	0.1647	0.0114	0.3163	0.218
42	0.0012	0.0114	0.0508	0.0464	0.226	0.3953	0.2651	0.0941	0.0751	0.13	0.2255	0.346	0.2498	0.0845	0.1615	0.0113	0.3082	0.2095
43	0.0012	0.0113	0.0497	0.0455	0.2226	0.3891	0.2578	0.0926	0.0729	0.128	0.222	0.3397	0.242	0.0819	0.1584	0.0113	0.3005	0.2015
44	0.0012	0.0111	0.0487	0.0445	0.2193	0.3832	0.2508	0.0913	0.0709	0.1261	0.2187	0.3336	0.2346	0.0794	0.1555	0.0112	0.2932	0.1938
45	0.0011	0.0109	0.0478	0.0436	0.2162	0.3775	0.2441	0.0899	0.0689	0.1243	0.2156	0.3278	0.2276	0.0771	0.1527	0.0111	0.2861	0.1866
46	0.0011	0.0108	0.0468	0.0428	0.2132	0.3721	0.2378	0.0887	0.0671	0.1225	0.2125	0.3223	0.2209	0.0749	0.15	0.011	0.2794	0.1797
47	0.0011	0.0106	0.046	0.042	0.2103	0.3668	0.2317	0.0875	0.0653	0.1208	0.2095	0.317	0.2145	0.0727	0.1474	0.011	0.273	0.1732
48	0.0011	0.0105	0.0451	0.0412	0.2075	0.3618	0.226	0.0863	0.0636	0.1192	0.2067	0.312	0.2084	0.0707	0.1449	0.0109	0.2669	0.167
49	0.0011	0.0104	0.0443	0.0405	0.2048	0.3569	0.2204	0.0851	0.062	0.1176	0.2039	0.3071	0.2026	0.0688	0.1425	0.0108	0.261	0.1611
50	0.0011	0.0102	0.0436	0.0398	0.2022	0.3523	0.2151	0.084	0.0605	0.1161	0.2013	0.3024	0.1971	0.0669	0.1402	0.0108	0.2554	0.1554
70	0.0009	0.0089	0.0346	0.0315	0.1647	0.3085	0.1626	0.0748	0.0408	0.1031	0.1787	0.257	0.1404	0.0481	0.1282	0.0101	0.2011	0.0951
75	0.0008	0.0088	0.0336	0.0305	0.1627	0.3085	0.1626	0.0748	0.0379	0.1031	0.1787	0.257	0.1404	0.0481	0.1282	0.0101	0.2011	0.0951
78	0.0008	0.0088	0.033	0.03	0.1617	0.3085	0.1626	0.0749	0.0364	0.1031	0.1787	0.257	0.1404	0.0481	0.1282	0.0101	0.2011	0.0951
79	0.0008	0.0088	0.0328	0.0299	0.1613	0.3085	0.1626	0.0749	0.0359	0.1031	0.1787	0.257	0.1404	0.0481	0.1282	0.0101	0.2011	0.0951
80	0.0008	0.0088	0.0327	0.0297	0.161	0.3085	0.1626	0.0749	0.0354	0.1031	0.1787	0.257	0.1404	0.0481	0.1282	0.0101	0.2011	0.0951
81	0.0008	0.0088	0.0325	0.0296	0.1607	0.3085	0.1626	0.0749	0.035	0.1031	0.1787	0.257	0.1404	0.0481	0.1282	0.0101	0.2011	0.0951
82	0.001	0.009	0.032	0.029	0.160	0.309	0.163	0.075	0.035	0.103	0.179	0.257	0.140	0.048	0.128	0.010	0.201	0.095
83	0.0008	0.0088	0.0322	0.0293	0.1601	0.3085	0.1626	0.0749	0.0341	0.1031	0.1787	0.257	0.1404	0.0481	0.1282	0.0102	0.2011	0.0951
84	0.0008	0.0088	0.0321	0.0291	0.1598	0.3085	0.1626	0.075	0.0337	0.1032	0.1787	0.257	0.1404	0.0481	0.1282	0.0102	0.2011	0.0951
85	0.0008	0.0088	0.0319	0.029	0.1595	0.3085	0.1626	0.075	0.0333	0.1032	0.1787	0.257	0.1404	0.0481	0.1282	0.0102	0.2011	0.0951
86	0.0007	0.0088	0.0318	0.0289	0.1593	0.3085	0.1626	0.075	0.0329	0.1032	0.1787	0.257	0.1404	0.0481	0.1282	0.0102	0.2011	0.0951
87	0.0007	0.0089	0.0317	0.0288	0.159	0.3085	0.1626	0.075	0.0326	0.1032	0.1787	0.257	0.1404	0.0481	0.1282	0.0102	0.2011	0.0951
88	0.0007	0.0089	0.0315	0.0286	0.1587	0.3085	0.1626	0.0751	0.0322	0.1032	0.1787	0.257	0.1404	0.0481	0.1282	0.0103	0.2011	0.0951
89	0.0007	0.0089	0.0315	0.0286	0.1586	0.3085	0.1626	0.0751	0.032	0.1032	0.1787	0.257	0.1404	0.0481	0.1282	0.0103	0.2011	0.0951
90	0.0007	0.0089	0.0315	0.0286	0.1586	0.3085	0.1626	0.0751	0.032	0.1032	0.1787	0.257	0.1404	0.0481	0.1282	0.0103	0.2011	0.0951
91	0.0007	0.009	0.0315	0.0286	0.1586	0.3085	0.1626	0.0751	0.032	0.1032	0.1787	0.257	0.1404	0.0481	0.1282	0.0104	0.2011	0.0951
92	0.0007	0.009	0.0315	0.0286	0.1586	0.3085	0.1626	0.0752	0.032	0.1032	0.1787	0.257	0.1404	0.0481	0.1282	0.0104	0.2011	0.0951
93	0.0007	0.009	0.0315	0.0286	0.1586	0.3085	0.1626	0.0752	0.032	0.1032	0.1787	0.257	0.1404	0.0481	0.1282	0.0104	0.2011	0.0951
94	0.0007	0.009	0.0315	0.0286	0.1586	0.3085	0.1626	0.0752	0.032	0.1032	0.1787	0.257	0.1404	0.0481	0.1282	0.0105	0.2011	0.0951
95	0.0007	0.0091	0.0315	0.0286	0.1586	0.3085	0.1626	0.0752	0.032	0.1032	0.1787	0.257	0.1404	0.0481	0.1282	0.0105	0.2011	0.0951
96	0.0007	0.0091	0.0315	0.0286	0.1586	0.3085	0.1626	0.0753	0.032	0.1032	0.1787	0.257	0.1404	0.0481	0.1282	0.0106	0.2011	0.0951
97	0.0007	0.0092	0.0315	0.0286	0.1586	0.3085	0.1626	0.0753	0.032	0.1032	0.1787	0.257	0.1404	0.0481	0.1282	0.0106	0.2011	0.0951
98	0.0007	0.0092	0.0316	0.0286	0.1586	0.3085	0.1626	0.0753	0.0321	0.1032	0.1787	0.257	0.1404	0.0481	0.1282	0.0106	0.2011	0.0951
99	0.0007	0.0093	0.0316	0.0286	0.1586	0.3085	0.1626	0.0754	0.0321	0.1032	0.1787	0.257	0.1404	0.0481	0.1282	0.0107	0.2011	0.0951

NO2 Start Emissions (gram/trips)

Soak Time (min)	PC	TAXI	LGV3	LGV4	LGV6	HGV7	HGV8	PLB	PV4	PV5	NFB6	NFB7	NFB8	FBSD	FBDD	MC	HGV9	NFB9
5	0.0028	0.0282	0.0002	0.0001	0.0149	0.0296	0.0316	0.014	0.0011	0.0139	0.0154	0.0357	0.0355	0.027	0.0481	0.0034	0.0286	0.041
10	0.0028	0.0287	0.0003	0.0001	0.0269	0.0533	0.0569	0.0244	0.0014	0.0247	0.0278	0.0642	0.0638	0.0486	0.0865	0.004	0.0515	0.0739
20	0.0029	0.0296	0.0003	0.0001	0.0358	0.0711	0.0759	0.0335	0.0018	0.0333	0.037	0.0856	0.0851	0.0648	0.1154	0.005	0.0687	0.0985
30	0.003	0.0304	0.0004	0.0001	0.0507	0.1007	0.1075	0.0468	0.0022	0.0469	0.0524	0.1213	0.1206	0.0919	0.1634	0.0059	0.0973	0.1395
40	0.0031	0.0313	0.0005	0.0001	0.0627	0.1244	0.1327	0.0574	0.0024	0.0578	0.0648	0.1499	0.149	0.1135	0.2019	0.0066	0.1202	0.1724
50	0.0032	0.0321	0.0005	0.0001	0.0836	0.1658	0.177	0.0745	0.0026	0.0765	0.0863	0.1998	0.1986	0.1513	0.2692	0.0071	0.1603	0.2298
60	0.0033	0.0329	0.0005	0.0001	0.1224	0.2428	0.2592	0.1051	0.0028	0.1107	0.1264	0.2926	0.2909	0.2216	0.3942	0.0075	0.2347	0.3366
120	0.0037	0.0366	0.0005	0.0001	0.1522	0.302	0.3224	0.1284	0.0029	0.137	0.1573	0.364	0.3618	0.2756	0.4903	0.0076	0.2919	0.4186
180	0.004	0.0404	0.0006	0.0001	0.2239	0.4441	0.4741	0.1836	0.0031	0.1999	0.2313	0.5353	0.5321	0.4053	0.7211	0.0076	0.4293	0.6157
240	0.004	0.04	0.0005	0.0001	0.2925	0.5803	0.6194	0.2366	0.0031	0.2601	0.3022	0.6994	0.6952	0.5296	0.9422	0.0074	0.5609	0.8045
300	0.004	0.0395	0.0005	0.0001	0.3283	0.6514	0.6953	0.2641	0.0031	0.2916	0.3392	0.785	0.7803	0.5944	1.0576	0.0072	0.6296	0.903
360	0.0039	0.0387	0.0005	0.0001	0.388	0.7698	0.8217	0.3101	0.0031	0.3439	0.4009	0.9278	0.9222	0.7025	1.2499	0.007	0.7441	1.0671
420	0.0038	0.0377	0.0005	0.0001	0.4268	0.8468	0.9039	0.34	0.003	0.378	0.441	1.0206	1.0144	0.7727	1.3749	0.0067	0.8185	1.1739
480	0.0037	0.0364	0.0005	0.0001	0.4477	0.8883	0.9481	0.3559	0.0029	0.3963	0.4626	1.0705	1.0641	0.8106	1.4422	0.0063	0.8585	1.2313
540	0.0035	0.0349	0.0005	0.0001	0.4596	0.9119	0.9734	0.365	0.0029	0.4067	0.4749	1.0991	1.0925	0.8322	1.4806	0.006	0.8814	1.2641
600	0.0033	0.0332	0.0004	0.0001	0.4716	0.9356	0.9987	0.374	0.0028	0.4171	0.4873	1.1276	1.1209	0.8538	1.5191	0.0056	0.9043	1.297
660	0.0031	0.0313	0.0004	0.0001	0.4776	0.9475	1.0113	0.3784	0.0027	0.4223	0.4934	1.1419	1.135	0.8646	1.5383	0.0051	0.9158	1.3134
720	0.0029	0.0292	0.0004	0.0001	0.4776	0.9475	1.0113	0.3782	0.0026	0.4222	0.4934	1.1419	1.135	0.8646	1.5383	0.0046	0.9158	1.3134
MAX	**0.0040**	**0.0404**	**0.0006**	**0.0001**	**0.4776**	**0.9475**	**1.0113**	**0.3784**	**0.0031**	**0.4223**	**0.4934**	**1.1419**	**1.1350**	**0.8646**	**1.5383**	**0.0076**	**0.9158**	**1.3134**

Residual NOx Running Emissions (gram/km) at different speeds

Speed (kph)	PC	TAXI	LGV3	LGV4	LGV6	HGV7	HGV8	PLB	PV4	PV5	NFB6	NFB7	NFB8	FBSD	FBDD	MC	HGV9	NFB9
21	0.0299	0.6284	1.1024	1.0965	0.942	1.465	2.1669	0.7965	0.7504	0.6185	0.9103	1.258	2.7348	2.4075	5.7696	0.2653	2.709	1.1996
22	0.0293	0.6105	1.0632	1.0567	0.9158	1.4237	2.0729	0.778	0.7209	0.6013	0.8831	1.218	2.6164	2.3162	5.5483	0.2621	2.5996	1.1254
23	0.0287	0.5938	1.0259	1.0188	0.8909	1.3848	1.9869	0.7605	0.6929	0.5852	0.8579	1.1801	2.508	2.2322	5.3453	0.2589	2.4991	1.0581
24	0.0282	0.5783	0.9903	0.9827	0.8673	1.3481	1.9078	0.7439	0.666	0.5701	0.8346	1.1442	2.4083	2.1547	5.1584	0.2558	2.4066	0.9969
25	0.0278	0.5639	0.9563	0.9481	0.8449	1.3133	1.8349	0.7281	0.6403	0.556	0.8127	1.1101	2.3164	2.0829	4.9855	0.2529	2.3211	0.9409
26	0.0273	0.5503	0.9237	0.9151	0.8237	1.2801	1.7674	0.7131	0.6156	0.5428	0.7921	1.0774	2.2314	2.0162	4.825	0.25	2.2418	0.8897
27	0.0268	0.5377	0.8925	0.8832	0.8034	1.2487	1.7048	0.6988	0.5918	0.5303	0.7729	1.0463	2.1525	1.9541	4.6758	0.2473	2.1681	0.8425
28	0.0264	0.5257	0.8625	0.8528	0.7839	1.2187	1.6466	0.6852	0.569	0.5185	0.7548	1.0164	2.0791	1.896	4.5365	0.2446	2.0993	0.799
29	0.026	0.5145	0.8337	0.8234	0.7654	1.1901	1.5922	0.6722	0.5469	0.5073	0.7378	0.9879	2.0107	1.8416	4.4062	0.242	2.0352	0.7589
30	0.0256	0.5039	0.8058	0.795	0.7477	1.1626	1.5415	0.6597	0.5256	0.4968	0.7217	0.9604	1.9467	1.7906	4.284	0.2395	1.9749	0.7217
31	0.0251	0.4938	0.7332	0.7204	0.7127	1.1127	1.4939	0.6479	0.4651	0.4867	0.7065	0.8991	1.8868	1.7427	4.1691	0.2371	1.9184	0.687
32	0.0247	0.4842	0.7097	0.6965	0.6973	1.0887	1.4492	0.6365	0.4473	0.4771	0.692	0.8755	1.8304	1.6975	4.0608	0.2347	1.8654	0.6548
33	0.0243	0.475	0.6878	0.6742	0.6826	1.066	1.4072	0.6255	0.4307	0.4681	0.6783	0.8534	1.7774	1.6548	3.9588	0.2325	1.8152	0.6248
34	0.024	0.4663	0.6673	0.6533	0.6689	1.0447	1.3676	0.6151	0.4152	0.4594	0.6652	0.8326	1.7275	1.6144	3.8622	0.2304	1.768	0.5967
35	0.0236	0.458	0.6481	0.6339	0.6558	1.0245	1.3302	0.6051	0.4007	0.4512	0.6528	0.813	1.6805	1.5762	3.7707	0.2283	1.7232	0.5705
36	0.0233	0.45	0.63	0.6156	0.6435	1.0052	1.2948	0.5956	0.3873	0.4434	0.6409	0.7946	1.6359	1.5399	3.684	0.2262	1.6809	0.5458
37	0.0229	0.4424	0.6131	0.5983	0.6319	0.987	1.2614	0.5864	0.3746	0.4358	0.6297	0.7771	1.5936	1.5054	3.6016	0.2243	1.6407	0.5226
38	0.0225	0.4353	0.5971	0.5821	0.6207	0.9698	1.2296	0.5776	0.3627	0.4287	0.6188	0.7606	1.5537	1.4727	3.5232	0.2224	1.6025	0.5008
39	0.0223	0.4282	0.582	0.5669	0.6101	0.9532	1.1995	0.5692	0.3514	0.4217	0.6084	0.745	1.5156	1.4415	3.4485	0.2206	1.5663	0.4803
40	0.0219	0.4216	0.5677	0.5525	0.6	0.9375	1.1707	0.5611	0.3409	0.4151	0.5985	0.7301	1.4795	1.4117	3.3773	0.2189	1.5316	0.461
41	0.0216	0.4152	0.5543	0.5387	0.5905	0.9223	1.1435	0.5535	0.331	0.4087	0.5889	0.7159	1.445	1.3833	3.3093	0.2172	1.4987	0.4427
42	0.0213	0.4091	0.5415	0.5258	0.5813	0.908	1.1175	0.5461	0.3216	0.4027	0.5797	0.7024	1.4123	1.3561	3.2442	0.2156	1.4673	0.4255
43	0.021	0.4031	0.5294	0.5135	0.5725	0.8942	1.0926	0.5391	0.3127	0.3969	0.571	0.6896	1.381	1.33	3.1819	0.214	1.4372	0.409
44	0.0207	0.3974	0.5178	0.5019	0.564	0.8809	1.0689	0.5324	0.3042	0.3913	0.5625	0.6774	1.3511	1.3051	3.1222	0.2125	1.4084	0.3936
45	0.0205	0.392	0.5068	0.4908	0.5559	0.8683	1.0463	0.5261	0.2962	0.3859	0.5542	0.6657	1.3225	1.2812	3.065	0.2111	1.3809	0.3789
46	0.0202	0.3866	0.4965	0.4802	0.5481	0.856	1.0246	0.5199	0.2886	0.3807	0.5464	0.6544	1.2951	1.2582	3.0101	0.2098	1.3545	0.3649
47	0.0199	0.3816	0.4864	0.4701	0.5407	0.8444	1.0039	0.5141	0.2814	0.3758	0.5389	0.6437	1.269	1.2363	2.9573	0.2084	1.3291	0.3517
48	0.0196	0.3766	0.477	0.4605	0.5335	0.833	0.9838	0.5086	0.2745	0.371	0.5315	0.6333	1.2439	1.2151	2.9066	0.2072	1.3048	0.339
49	0.0193	0.3718	0.4679	0.4513	0.5266	0.8222	0.9648	0.5035	0.2679	0.3664	0.5244	0.6235	1.2197	1.1946	2.8577	0.206	1.2814	0.327
50	0.019	0.3673	0.4592	0.4425	0.52	0.8117	0.9465	0.4985	0.2617	0.3619	0.5175	0.614	1.1965	1.175	2.8107	0.2048	1.2589	0.3156
70	0.015	0.3174	0.3556	0.3363	0.4237	0.7144	0.776	0.4702	0.1813	0.3276	0.4597	0.5216	0.9817	1.0022	2.7813	0.1921	1.056	0.1932
75	0.0143	0.3151	0.3428	0.3227	0.4185	0.7144	0.776	0.4803	0.1695	0.3299	0.4597	0.5216	0.9817	1.0022	2.7813	0.1915	1.056	0.1932
78	0.0138	0.3147	0.3361	0.3155	0.4157	0.7144	0.776	0.4884	0.1634	0.3317	0.4597	0.5216	0.9817	1.0022	2.7813	0.1917	1.056	0.1932
79	0.0137	0.3147	0.3341	0.3132	0.4149	0.7144	0.776	0.4914	0.1615	0.3324	0.4597	0.5216	0.9817	1.0022	2.7813	0.1919	1.056	0.1932
80	0.0135	0.3148	0.332	0.311	0.414	0.7144	0.776	0.4947	0.1597	0.3331	0.4597	0.5216	0.9817	1.0022	2.7813	0.1921	1.056	0.1932
81	0.0134	0.3149	0.3301	0.3089	0.4132	0.7144	0.776	0.4981	0.1578	0.3339	0.4597	0.5216	0.9817	1.0022	2.7813	0.1923	1.056	0.1932
82	0.013	0.315	0.328	0.307	0.412	0.714	0.776	0.502	0.156	0.335	0.460	0.522	0.982	1.002	2.781	0.193	1.056	0.193
83	0.0131	0.3155	0.3264	0.3049	0.4117	0.7144	0.776	0.5055	0.1544	0.3355	0.4597	0.5216	0.9817	1.0022	2.7813	0.1928	1.056	0.1932
84	0.013	0.3159	0.3246	0.303	0.411	0.7144	0.776	0.5093	0.1528	0.3363	0.4597	0.5216	0.9817	1.0022	2.7813	0.1932	1.056	0.1932
85	0.0129	0.3164	0.323	0.3011	0.4103	0.7144	0.776	0.5135	0.1512	0.3373	0.4597	0.5216	0.9817	1.0022	2.7813	0.1936	1.056	0.1932
86	0.0128	0.317	0.3213	0.2993	0.4095	0.7144	0.776	0.5177	0.1497	0.3382	0.4597	0.5216	0.9817	1.0022	2.7813	0.194	1.056	0.1932
87	0.0127	0.3176	0.3196	0.2975	0.4088	0.7144	0.776	0.5222	0.1482	0.3392	0.4597	0.5216	0.9817	1.0022	2.7813	0.1945	1.056	0.1932
88	0.0126	0.3183	0.3182	0.2958	0.4082	0.7144	0.776	0.5268	0.1468	0.3403	0.4597	0.5216	0.9817	1.0022	2.7813	0.1949	1.056	0.1932
89	0.0125	0.3191	0.3174	0.2949	0.4079	0.7144	0.776	0.5316	0.1461	0.3413	0.4597	0.5216	0.9817	1.0022	2.7813	0.1955	1.056	0.1932
90	0.0124	0.32	0.3176	0.295	0.4079	0.7144	0.776	0.5366	0.1462	0.3425	0.4597	0.5216	0.9817	1.0022	2.7813	0.1961	1.056	0.1932
91	0.0123	0.3209	0.3177	0.295	0.4079	0.7144	0.776	0.5417	0.1463	0.3436	0.4597	0.5216	0.9817	1.0022	2.7813	0.1967	1.056	0.1932
92	0.0122	0.322	0.3179	0.2951	0.4079	0.7144	0.776	0.547	0.1463	0.3448	0.4597	0.5216	0.9817	1.0022	2.7813	0.1974	1.056	0.1932
93	0.012	0.3232	0.3181	0.2951	0.4079	0.7144	0.776	0.5525	0.1464	0.346	0.4597	0.5216	0.9817	1.0022	2.7813	0.1981	1.056	0.1932
94	0.0119	0.3244	0.3183	0.2952	0.4079	0.7144	0.776	0.5582	0.1465	0.3473	0.4597	0.5216	0.9817	1.0022	2.7813	0.1988	1.056	0.1932
95	0.0118	0.3256	0.3184	0.2952	0.4079	0.7144	0.776	0.564	0.1466	0.3486	0.4597	0.5216	0.9817	1.0022	2.7813	0.1997	1.056	0.1932
96	0.0117	0.3271	0.3186	0.2953	0.4079	0.7144	0.776	0.5699	0.1467	0.35	0.4597	0.5216	0.9817	1.0022	2.7813	0.2005	1.056	0.1932
97	0.0116	0.3285	0.3188	0.2954	0.4079	0.7144	0.776	0.5761	0.1468	0.3514	0.4597	0.5216	0.9817	1.0022	2.7813	0.2014	1.056	0.1932
98	0.0116	0.3301	0.3189	0.2954	0.4079	0.7144	0.776	0.5825	0.1468	0.3528	0.4597	0.5216	0.9817	1.0022	2.7813	0.2024	1.056	0.1932
99	0.0115	0.3317	0.3191	0.2955	0.4079	0.7144	0.776	0.5889	0.147	0.3542	0.4597	0.5216	0.9817	1.0022	2.7813	0.2033	1.056	0.1932

Residual NOx Start Emissions (gram/trips)

Soak Time (min)	PC	TAXI	LGV3	LGV4	LGV6	HGV7	HGV8	PLB	PV4	PV5	NFB6	NFB7	NFB8	FBSD	FBDD	MC	HGV9	NFB9
5	0.0531	1.0056	0.0045	0.001	0.0384	0.0652	0.1414	0.507	0.0214	0.1783	0.0397	0.0724	0.1575	0.2519	0.6934	0.0647	0.1598	0.0834
10	0.0541	1.0222	0.0052	0.0011	0.069	0.1174	0.2546	0.7726	0.026	0.2785	0.0713	0.1304	0.2837	0.4534	1.2481	0.0758	0.2876	0.15
20	0.0561	1.0547	0.0066	0.0012	0.0921	0.1565	0.3394	1.2152	0.0342	0.4271	0.0952	0.1739	0.3782	0.6046	1.6641	0.0956	0.3834	0.2
30	0.0579	1.0862	0.0077	0.0013	0.1305	0.2217	0.4809	1.591	0.0409	0.5655	0.1348	0.2464	0.5357	0.8564	2.3575	0.1121	0.5432	0.2834
40	0.0596	1.1166	0.0085	0.0014	0.1612	0.2739	0.5941	1.8822	0.0463	0.6733	0.1665	0.3043	0.6618	1.0579	2.9122	0.1254	0.671	0.35
50	0.0612	1.146	0.0092	0.0015	0.2149	0.3652	0.7921	2.1125	0.0501	0.7775	0.2221	0.4057	0.8824	1.4105	3.8829	0.1355	0.8946	0.4667
60	0.0628	1.1743	0.0097	0.0015	0.3146	0.5347	1.1598	2.2997	0.0524	0.8985	0.3252	0.5941	1.292	2.0654	5.6857	0.1422	1.31	0.6833
120	0.0697	1.307	0.0103	0.0016	0.3914	0.6652	1.4427	2.4144	0.0542	0.9827	0.4044	0.739	1.6072	2.5692	7.0725	0.1453	1.6296	0.85
180	0.0769	1.44	0.0104	0.0018	0.5756	0.9782	2.1216	2.5489	0.0598	1.142	0.5948	1.0867	2.3635	3.7782	10.4007	0.1442	2.3964	1.2499
240	0.0762	1.4282	0.0103	0.0018	0.7522	1.2782	2.7724	2.6732	0.0594	1.2935	0.7772	1.42	3.0883	4.9368	13.5902	0.1411	3.1314	1.6332
300	0.0751	1.4082	0.0101	0.0018	0.8443	1.4347	3.1118	2.7284	0.0588	1.3695	0.8723	1.5939	3.4665	5.5414	15.2543	0.1372	3.5148	1.8332
360	0.0736	1.38	0.0098	0.0017	0.9978	1.6956	3.6776	2.8268	0.058	1.4983	1.0309	1.8837	4.0968	6.5489	18.0278	0.1324	4.1538	2.1666
420	0.0717	1.3437	0.0094	0.0017	1.0975	1.8651	4.0453	2.8796	0.0571	1.5785	1.134	2.072	4.5065	7.2038	19.8306	0.1268	4.5692	2.3832
480	0.0693	1.2993	0.009	0.0016	1.1513	1.9564	4.2434	2.8929	0.0561	1.6171	1.1895	2.1735	4.727	7.5564	20.8013	0.1206	4.793	2.4999
540	0.0666	1.2468	0.0086	0.0016	1.182	2.0086	4.3565	2.8842	0.0547	1.6343	1.2213	2.2314	4.853	7.7579	21.3561	0.1134	4.9208	2.5666
600	0.0634	1.186	0.0082	0.0015	1.2126	2.0608	4.4697	2.8715	0.0532	1.6503	1.2529	2.2894	4.9791	7.9594	21.9108	0.1054	5.0486	2.6332
660	0.0598	1.117	0.0076	0.0014	1.228	2.0868	4.5263	2.8428	0.0516	1.6514	1.2688	2.3184	5.0422	8.0602	22.1881	0.0967	5.1124	2.6666
720	0.0557	1.0399	0.007	0.0013	1.228	2.0868	4.5263	2.7982	0.0497	1.6379	1.2688	2.3184	5.0422	8.0602	22.1881	0.0872	5.1124	2.6666
MAX	**0.0769**	**1.4400**	**0.0104**	**0.0018**	**1.2280**	**2.0868**	**4.5263**	**2.8929**	**0.0598**	**1.6514**	**1.2688**	**2.3184**	**5.0422**	**8.0602**	**22.1881**	**0.1453**	**5.1124**	**2.6666**

RSP/PM10 Running Emissions (gram/km) at different speeds

Speed (kph)	PC	TAXI	LGV3	LGV4	LGV6	HGV7	HGV8	PLB	PV4	PV5	NFB6	NFB7	NFB8	FBSD	FBDD	MC	HGV9	NFB9
21	0.0057	0	0.0146	0.0145	0.0372	0.0532	0.121	0.032	0.0095	0.0341	0.0538	0.0428	0.1298	0.1012	0.2654	0.0071	0.148	0.0605
22	0.0054	0	0.0142	0.0141	0.0364	0.0515	0.1175	0.031	0.0092	0.033	0.0521	0.0419	0.126	0.0988	0.2592	0.0068	0.1437	0.0587
23	0.0052	0	0.0139	0.0137	0.0357	0.0499	0.1143	0.03	0.0089	0.0321	0.0506	0.0412	0.1225	0.0966	0.2534	0.0065	0.1398	0.057
24	0.005	0	0.0135	0.0134	0.035	0.0485	0.1112	0.0291	0.0086	0.0311	0.0491	0.0405	0.1192	0.0945	0.248	0.0062	0.1361	0.0555
25	0.0048	0	0.0132	0.013	0.0344	0.0471	0.1084	0.0283	0.0083	0.0303	0.0477	0.0398	0.1162	0.0926	0.2429	0.006	0.1326	0.054
26	0.0046	0	0.0128	0.0127	0.0338	0.0459	0.1057	0.0275	0.008	0.0295	0.0464	0.0391	0.1133	0.0908	0.2381	0.0057	0.1294	0.0526
27	0.0044	0	0.0125	0.0124	0.0333	0.0447	0.1032	0.0267	0.0078	0.0287	0.0452	0.0385	0.1106	0.089	0.2336	0.0055	0.1263	0.0514
28	0.0042	0	0.0122	0.0121	0.0327	0.0437	0.1009	0.026	0.0076	0.028	0.0441	0.0379	0.1081	0.0874	0.2293	0.0053	0.1234	0.0502
29	0.004	0	0.0119	0.0118	0.0323	0.0427	0.0987	0.0253	0.0073	0.0273	0.043	0.0374	0.1057	0.0858	0.2253	0.0051	0.1207	0.049
30	0.0039	0	0.0116	0.0115	0.0318	0.0417	0.0966	0.0247	0.0071	0.0266	0.0419	0.0368	0.1035	0.0844	0.2214	0.0049	0.1182	0.048
31	0.0037	0	0.0113	0.0112	0.0314	0.0409	0.0946	0.0241	0.0069	0.026	0.041	0.0363	0.1013	0.083	0.2178	0.0047	0.1158	0.047
32	0.0036	0	0.0111	0.011	0.031	0.04	0.0927	0.0236	0.0067	0.0255	0.0401	0.0358	0.0993	0.0816	0.2143	0.0046	0.1135	0.046
33	0.0035	0	0.0108	0.0107	0.0306	0.0393	0.0909	0.023	0.0065	0.0249	0.0392	0.0353	0.0974	0.0804	0.211	0.0044	0.1113	0.0452
34	0.0033	0	0.0106	0.0105	0.0302	0.0386	0.0893	0.0226	0.0064	0.0244	0.0384	0.0349	0.0956	0.0792	0.2078	0.0043	0.1092	0.0443
35	0.0032	0	0.0103	0.0102	0.0299	0.0379	0.0876	0.0221	0.0062	0.024	0.0377	0.0344	0.0939	0.078	0.2048	0.0041	0.1073	0.0435
36	0.0031	0	0.0101	0.01	0.0296	0.0372	0.0861	0.0217	0.006	0.0235	0.037	0.034	0.0922	0.0769	0.2019	0.004	0.1054	0.0428
37	0.003	0	0.0099	0.0098	0.0293	0.0366	0.0846	0.0213	0.0059	0.0231	0.0363	0.0336	0.0907	0.0758	0.1991	0.0039	0.1036	0.0421
38	0.0029	0	0.0097	0.0096	0.029	0.036	0.0833	0.0209	0.0057	0.0227	0.0357	0.0332	0.0892	0.0748	0.1964	0.0038	0.1019	0.0414
39	0.0028	0	0.0095	0.0094	0.0288	0.0355	0.0819	0.0205	0.0056	0.0224	0.0352	0.0328	0.0878	0.0738	0.1938	0.0036	0.1002	0.0407
40	0.0027	0	0.0093	0.0092	0.0285	0.0349	0.0806	0.0202	0.0055	0.022	0.0346	0.0324	0.0864	0.0729	0.1913	0.0035	0.0987	0.0401
41	0.0026	0	0.0091	0.009	0.0283	0.0344	0.0794	0.0199	0.0053	0.0217	0.0341	0.032	0.0851	0.0719	0.189	0.0034	0.0971	0.0395
42	0.0026	0	0.0089	0.0088	0.0281	0.034	0.0782	0.0196	0.0052	0.0214	0.0337	0.0317	0.0838	0.0711	0.1867	0.0033	0.0957	0.039
43	0.0025	0	0.0087	0.0087	0.0279	0.0335	0.0771	0.0194	0.0051	0.0212	0.0332	0.0313	0.0826	0.0702	0.1844	0.0033	0.0943	0.0385
44	0.0024	0	0.0086	0.0085	0.0277	0.0331	0.076	0.0191	0.005	0.0209	0.0328	0.031	0.0815	0.0694	0.1823	0.0032	0.093	0.038
45	0.0024	0	0.0084	0.0083	0.0275	0.0326	0.075	0.0189	0.0049	0.0207	0.0324	0.0307	0.0804	0.0686	0.1802	0.0031	0.0917	0.0375
46	0.0023	0	0.0082	0.0082	0.0274	0.0322	0.074	0.0187	0.0048	0.0204	0.0321	0.0304	0.0793	0.0678	0.1782	0.003	0.0904	0.037
47	0.0022	0	0.0081	0.008	0.0272	0.0319	0.073	0.0185	0.0047	0.0202	0.0318	0.0301	0.0783	0.0671	0.1763	0.003	0.0892	0.0366
48	0.0022	0	0.0079	0.0079	0.0271	0.0315	0.072	0.0184	0.0046	0.0201	0.0315	0.0298	0.0773	0.0664	0.1744	0.0029	0.0881	0.0362
49	0.0021	0	0.0078	0.0077	0.027	0.0311	0.0711	0.0182	0.0045	0.0199	0.0312	0.0295	0.0764	0.0657	0.1726	0.0028	0.087	0.0358
50	0.0021	0	0.0077	0.0076	0.0269	0.0308	0.0703	0.0181	0.0044	0.0197	0.031	0.0292	0.0755	0.065	0.1708	0.0028	0.0859	0.0354
70	0.0016	0	0.0058	0.0058	0.0268	0.0269	0.0688	0.0169	0.0033	0.0183	0.0291	0.0255	0.0728	0.0643	0.1702	0.0021	0.0848	0.0315
75	0.0015	0	0.0056	0.0055	0.0274	0.0269	0.0688	0.0168	0.0032	0.0183	0.0291	0.0255	0.0728	0.0643	0.1702	0.0021	0.0848	0.0315
78	0.0015	0	0.0054	0.0054	0.0278	0.0269	0.0688	0.0168	0.0031	0.0183	0.0291	0.0255	0.0728	0.0643	0.1702	0.0021	0.0848	0.0315
79	0.0015	0	0.0054	0.0053	0.028	0.0269	0.0688	0.0169	0.0031	0.0183	0.0291	0.0255	0.0728	0.0643	0.1702	0.0021	0.0848	0.0315
80	0.0015	0	0.0053	0.0053	0.0282	0.0269	0.0688	0.0169	0.0031	0.0183	0.0291	0.0255	0.0728	0.0643	0.1702	0.0021	0.0848	0.0315
81	0.0015	0	0.0053	0.0053	0.0284	0.0269	0.0688	0.0169	0.0031	0.0184	0.0291	0.0255	0.0728	0.0643	0.1702	0.0021	0.0848	0.0315
82	0.002	0.000	0.005	0.005	0.029	0.027	0.069	0.017	0.003	0.018	0.029	0.026	0.073	0.064	0.170	0.002	0.085	0.032
83	0.0015	0	0.0052	0.0052	0.0288	0.0269	0.0688	0.0169	0.0031	0.0184	0.0291	0.0255	0.0728	0.0643	0.1702	0.0021	0.0848	0.0315
84	0.0015	0	0.0052	0.0052	0.029	0.0269	0.0688	0.017	0.0031	0.0185	0.0291	0.0255	0.0728	0.0643	0.1702	0.0022	0.0848	0.0315
85	0.0016	0	0.0052	0.0051	0.0292	0.0269	0.0688	0.017	0.0031	0.0185	0.0291	0.0255	0.0728	0.0643	0.1702	0.0022	0.0848	0.0315
86	0.0016	0	0.0052	0.0051	0.0295	0.0269	0.0688	0.017	0.0031	0.0185	0.0291	0.0255	0.0728	0.0643	0.1702	0.0022	0.0848	0.0315
87	0.0016	0	0.0051	0.0051	0.0297	0.0269	0.0688	0.0171	0.0031	0.0186	0.0291	0.0255	0.0728	0.0643	0.1702	0.0022	0.0848	0.0315
88	0.0016	0	0.0051	0.0051	0.03	0.0269	0.0688	0.0171	0.0031	0.0186	0.0291	0.0255	0.0728	0.0643	0.1702	0.0022	0.0848	0.0315
89	0.0016	0	0.0051	0.005	0.0303	0.0269	0.0688	0.0171	0.0031	0.0187	0.0291	0.0255	0.0728	0.0643	0.1702	0.0022	0.0848	0.0315
90	0.0016	0	0.0051	0.005	0.0306	0.0269	0.0688	0.0172	0.0031	0.0187	0.0291	0.0255	0.0728	0.0643	0.1702	0.0023	0.0848	0.0315
91	0.0016	0	0.0051	0.005	0.0309	0.0269	0.0688	0.0172	0.0031	0.0188	0.0291	0.0255	0.0728	0.0643	0.1702	0.0023	0.0848	0.0315
92	0.0017	0	0.005	0.005	0.0312	0.0269	0.0688	0.0173	0.0031	0.0189	0.0291	0.0255	0.0728	0.0643	0.1702	0.0023	0.0848	0.0315
93	0.0017	0	0.005	0.005	0.0315	0.0269	0.0688	0.0173	0.0031	0.0189	0.0291	0.0255	0.0728	0.0643	0.1702	0.0024	0.0848	0.0315
94	0.0017	0	0.005	0.005	0.0318	0.0269	0.0688	0.0174	0.0031	0.019	0.0291	0.0255	0.0728	0.0643	0.1702	0.0024	0.0848	0.0315
95	0.0017	0	0.005	0.005	0.0322	0.0269	0.0688	0.0175	0.0031	0.0191	0.0291	0.0255	0.0728	0.0643	0.1702	0.0024	0.0848	0.0315
96	0.0017	0	0.005	0.005	0.0326	0.0269	0.0688	0.0175	0.0031	0.0192	0.0291	0.0255	0.0728	0.0643	0.1702	0.0025	0.0848	0.0315
97	0.0018	0	0.005	0.005	0.0329	0.0269	0.0688	0.0176	0.0031	0.0193	0.0291	0.0255	0.0728	0.0643	0.1702	0.0025	0.0848	0.0315
98	0.0018	0	0.005	0.0049	0.0333	0.0269	0.0688	0.0177	0.0031	0.0194	0.0291	0.0255	0.0728	0.0643	0.1702	0.0025	0.0848	0.0315
99	0.0018	0	0.005	0.0049	0.0338	0.0269	0.0688	0.0178	0.0032	0.0195	0.0291	0.0255	0.0728	0.0643	0.1702	0.0026	0.0848	0.0315

RSP/PM10 Start Emissions (gram/trips)

Soak Time (min)	PC	TAXI	LGV3	LGV4	LGV6	HGV7	HGV8	PLB	PV4	PV5	NFB6	NFB7	NFB8	FBSD	FBDD	MC	HGV9	NFB9
5	0.0004	0	0.0001	0	0	0	0	0	0.0001	0	0	0	0	0	0	0.0025	0	0
10	0.0008	0	0.0001	0	0	0	0	0	0.0003	0	0	0	0	0	0	0.0027	0	0
20	0.0015	0	0.0001	0	0	0	0	0	0.0005	0	0	0	0	0	0	0.0031	0	0
30	0.0022	0	0.0001	0	0	0	0	0	0.0007	0	0	0	0	0	0	0.0035	0	0
40	0.0029	0	0.0001	0	0	0	0	0	0.0009	0	0	0	0	0	0	0.0039	0	0
50	0.0036	0	0.0001	0	0	0	0	0	0.0011	0	0	0	0	0	0	0.0043	0	0
60	0.0042	0	0.0001	0	0	0	0	0	0.0013	0	0	0	0	0	0	0.0046	0	0
120	0.007	0	0.0002	0.0001	0	0	0	0	0.002	0	0	0	0	0	0	0.007	0	0
180	0.0078	0	0.0003	0.0001	0	0	0	0	0.0022	0	0	0	0	0	0	0.008	0	0
240	0.0085	0	0.0003	0.0001	0	0	0	0	0.0024	0	0	0	0	0	0	0.0088	0	0
300	0.0092	0	0.0003	0.0001	0	0	0	0	0.0026	0	0	0	0	0	0	0.0096	0	0
360	0.0098	0	0.0003	0.0001	0	0	0	0	0.0027	0	0	0	0	0	0	0.0103	0	0
420	0.0102	0	0.0004	0.0001	0	0	0	0	0.0028	0	0	0	0	0	0	0.0109	0	0
480	0.0106	0	0.0004	0.0001	0	0	0	0	0.0029	0	0	0	0	0	0	0.0115	0	0
540	0.0109	0	0.0004	0.0001	0	0	0	0	0.003	0	0	0	0	0	0	0.012	0	0
600	0.0111	0	0.0004	0.0001	0	0	0	0	0.003	0	0	0	0	0	0	0.0124	0	0
660	0.0111	0	0.0004	0.0001	0	0	0	0	0.0031	0	0	0	0	0	0	0.0127	0	0
720	0.0111	0	0.0004	0.0001	0	0	0	0	0.0031	0	0	0	0	0	0	0.0129	0	0
MAX	**0.0111**	**0.0000**	**0.0004**	**0.0001**	**0.0000**	**0.0000**	**0.0000**	**0.0000**	**0.0031**	**0.0000**	**0.0000**	**0.0000**	**0.0000**	**0.0000**	**0.0000**	**0.0129**	**0.0000**	**0.0000**

FSP/PM2.5 Running Emissions (gram/km) at different speeds

Speed (kph)	PC	TAXI	LGV3	LGV4	LGV6	HGV7	HGV8	PLB	PV4	PV5	NFB6	NFB7	NFB8	FBSD	FBDD	MC	HGV9	NFB9
21	0.0053	0	0.0135	0.0134	0.0342	0.049	0.1114	0.0294	0.0088	0.0314	0.0495	0.0393	0.1194	0.0931	0.2442	0.0061	0.1362	0.0557
22	0.005	0	0.0131	0.013	0.0335	0.0474	0.1081	0.0285	0.0085	0.0304	0.048	0.0386	0.1159	0.0909	0.2385	0.0059	0.1322	0.054
23	0.0048	0	0.0127	0.0127	0.0329	0.0459	0.1051	0.0276	0.0082	0.0295	0.0465	0.0379	0.1127	0.0889	0.2332	0.0056	0.1286	0.0525
24	0.0046	0	0.0124	0.0123	0.0322	0.0446	0.1023	0.0268	0.0079	0.0287	0.0452	0.0372	0.1097	0.087	0.2282	0.0054	0.1252	0.051
25	0.0044	0	0.0121	0.012	0.0317	0.0433	0.0997	0.026	0.0077	0.0279	0.0439	0.0366	0.1069	0.0852	0.2235	0.0052	0.122	0.0497
26	0.0042	0	0.0118	0.0117	0.0311	0.0422	0.0973	0.0253	0.0074	0.0271	0.0427	0.036	0.1042	0.0835	0.2191	0.005	0.119	0.0484
27	0.0041	0	0.0115	0.0114	0.0306	0.0411	0.095	0.0246	0.0072	0.0264	0.0416	0.0354	0.1018	0.0819	0.2149	0.0048	0.1162	0.0472
28	0.0039	0	0.0112	0.0111	0.0301	0.0402	0.0928	0.0239	0.007	0.0257	0.0405	0.0349	0.0994	0.0804	0.211	0.0046	0.1136	0.0461
29	0.0037	0	0.0109	0.0108	0.0297	0.0393	0.0908	0.0233	0.0068	0.0251	0.0395	0.0344	0.0973	0.079	0.2073	0.0044	0.1111	0.0451
30	0.0036	0	0.0107	0.0106	0.0293	0.0384	0.0889	0.0227	0.0066	0.0245	0.0386	0.0339	0.0952	0.0776	0.2037	0.0042	0.1087	0.0441
31	0.0035	0	0.0104	0.0103	0.0289	0.0376	0.087	0.0222	0.0064	0.024	0.0377	0.0334	0.0932	0.0763	0.2004	0.0041	0.1065	0.0432
32	0.0033	0	0.0102	0.0101	0.0285	0.0368	0.0853	0.0217	0.0062	0.0234	0.0369	0.0329	0.0914	0.0751	0.1972	0.0039	0.1044	0.0424
33	0.0032	0	0.0099	0.0099	0.0282	0.0361	0.0837	0.0212	0.006	0.0229	0.0361	0.0325	0.0896	0.0739	0.1941	0.0038	0.1024	0.0415
34	0.0031	0	0.0097	0.0096	0.0278	0.0355	0.0821	0.0207	0.0059	0.0225	0.0354	0.0321	0.088	0.0728	0.1912	0.0037	0.1005	0.0408
35	0.003	0	0.0095	0.0094	0.0275	0.0348	0.0806	0.0203	0.0057	0.0221	0.0347	0.0317	0.0864	0.0717	0.1884	0.0036	0.0987	0.04
36	0.0029	0	0.0093	0.0092	0.0272	0.0342	0.0792	0.0199	0.0056	0.0216	0.034	0.0313	0.0849	0.0707	0.1857	0.0034	0.097	0.0393
37	0.0028	0	0.0091	0.009	0.027	0.0337	0.0779	0.0196	0.0054	0.0213	0.0334	0.0309	0.0834	0.0697	0.1831	0.0033	0.0953	0.0387
38	0.0027	0	0.0089	0.0088	0.0267	0.0331	0.0766	0.0192	0.0053	0.0209	0.0329	0.0305	0.0821	0.0688	0.1807	0.0032	0.0937	0.0381
39	0.0026	0	0.0087	0.0086	0.0265	0.0326	0.0754	0.0189	0.0052	0.0206	0.0323	0.0302	0.0807	0.0679	0.1783	0.0031	0.0922	0.0375
40	0.0025	0	0.0085	0.0085	0.0262	0.0321	0.0742	0.0186	0.005	0.0203	0.0318	0.0298	0.0795	0.067	0.176	0.003	0.0908	0.0369
41	0.0025	0	0.0083	0.0083	0.026	0.0317	0.073	0.0183	0.0049	0.02	0.0314	0.0295	0.0783	0.0662	0.1738	0.003	0.0894	0.0364
42	0.0024	0	0.0082	0.0081	0.0258	0.0312	0.072	0.0181	0.0048	0.0197	0.031	0.0292	0.0771	0.0654	0.1717	0.0029	0.088	0.0359
43	0.0023	0	0.008	0.008	0.0257	0.0308	0.0709	0.0178	0.0047	0.0195	0.0306	0.0288	0.076	0.0646	0.1697	0.0028	0.0868	0.0354
44	0.0022	0	0.0079	0.0078	0.0255	0.0304	0.0699	0.0176	0.0046	0.0192	0.0302	0.0285	0.075	0.0638	0.1677	0.0027	0.0855	0.0349
45	0.0022	0	0.0077	0.0077	0.0253	0.03	0.069	0.0174	0.0045	0.019	0.0299	0.0282	0.074	0.0631	0.1658	0.0027	0.0843	0.0345
46	0.0021	0	0.0076	0.0075	0.0252	0.0297	0.068	0.0172	0.0044	0.0188	0.0295	0.0279	0.073	0.0624	0.164	0.0026	0.0832	0.0341
47	0.0021	0	0.0074	0.0074	0.0251	0.0293	0.0671	0.017	0.0043	0.0186	0.0292	0.0277	0.072	0.0617	0.1622	0.0025	0.0821	0.0337
48	0.002	0	0.0073	0.0072	0.0249	0.029	0.0663	0.0169	0.0042	0.0185	0.029	0.0274	0.0711	0.0611	0.1605	0.0025	0.081	0.0333
49	0.002	0	0.0072	0.0071	0.0248	0.0286	0.0655	0.0167	0.0042	0.0183	0.0287	0.0271	0.0703	0.0604	0.1588	0.0024	0.08	0.0329
50	0.0019	0	0.007	0.007	0.0247	0.0283	0.0647	0.0166	0.0041	0.0182	0.0285	0.0268	0.0694	0.0598	0.1572	0.0024	0.079	0.0326
70	0.0014	0	0.0053	0.0053	0.0247	0.0248	0.0633	0.0155	0.0031	0.0169	0.0268	0.0235	0.067	0.0592	0.1566	0.0018	0.078	0.029
75	0.0014	0	0.0051	0.0051	0.0252	0.0248	0.0633	0.0155	0.003	0.0168	0.0268	0.0235	0.067	0.0592	0.1566	0.0018	0.078	0.029
78	0.0014	0	0.005	0.0049	0.0256	0.0248	0.0633	0.0155	0.0029	0.0168	0.0268	0.0235	0.067	0.0592	0.1566	0.0018	0.078	0.029
79	0.0014	0	0.0049	0.0049	0.0258	0.0248	0.0633	0.0155	0.0029	0.0169	0.0268	0.0235	0.067	0.0592	0.1566	0.0018	0.078	0.029
80	0.0014	0	0.0049	0.0049	0.0259	0.0248	0.0633	0.0155	0.0029	0.0169	0.0268	0.0235	0.067	0.0592	0.1566	0.0018	0.078	0.029
81	0.0014	0	0.0049	0.0048	0.0261	0.0248	0.0633	0.0155	0.0029	0.0169	0.0268	0.0235	0.067	0.0592	0.1566	0.0018	0.078	0.029
82	0.001	0.000	0.005	0.005	0.026	0.025	0.063	0.016	0.003	0.017	0.027	0.024	0.067	0.059	0.157	0.002	0.078	0.029
83	0.0014	0	0.0048	0.0048	0.0265	0.0248	0.0633	0.0156	0.0028	0.0169	0.0268	0.0235	0.067	0.0592	0.1566	0.0018	0.078	0.029
84	0.0014	0	0.0048	0.0048	0.0267	0.0248	0.0633	0.0156	0.0028	0.017	0.0268	0.0235	0.067	0.0592	0.1566	0.0018	0.078	0.029
85	0.0014	0	0.0048	0.0047	0.0269	0.0248	0.0633	0.0156	0.0028	0.017	0.0268	0.0235	0.067	0.0592	0.1566	0.0018	0.078	0.029
86	0.0015	0	0.0047	0.0047	0.0271	0.0248	0.0633	0.0157	0.0028	0.017	0.0268	0.0235	0.067	0.0592	0.1566	0.0019	0.078	0.029
87	0.0015	0	0.0047	0.0047	0.0273	0.0248	0.0633	0.0157	0.0028	0.0171	0.0268	0.0235	0.067	0.0592	0.1566	0.0019	0.078	0.029
88	0.0015	0	0.0047	0.0047	0.0276	0.0248	0.0633	0.0157	0.0028	0.0171	0.0268	0.0235	0.067	0.0592	0.1566	0.0019	0.078	0.029
89	0.0015	0	0.0047	0.0046	0.0278	0.0248	0.0633	0.0158	0.0028	0.0172	0.0268	0.0235	0.067	0.0592	0.1566	0.0019	0.078	0.029
90	0.0015	0	0.0047	0.0046	0.0281	0.0248	0.0633	0.0158	0.0028	0.0172	0.0268	0.0235	0.067	0.0592	0.1566	0.0019	0.078	0.029
91	0.0015	0	0.0047	0.0046	0.0284	0.0248	0.0633	0.0159	0.0028	0.0173	0.0268	0.0235	0.067	0.0592	0.1566	0.0019	0.078	0.029
92	0.0015	0	0.0046	0.0046	0.0287	0.0248	0.0633	0.0159	0.0028	0.0174	0.0268	0.0235	0.067	0.0592	0.1566	0.002	0.078	0.029
93	0.0016	0	0.0046	0.0046	0.029	0.0248	0.0633	0.016	0.0028	0.0174	0.0268	0.0235	0.067	0.0592	0.1566	0.002	0.078	0.029
94	0.0016	0	0.0046	0.0046	0.0293	0.0248	0.0633	0.016	0.0028	0.0175	0.0268	0.0235	0.067	0.0592	0.1566	0.002	0.078	0.029
95	0.0016	0	0.0046	0.0046	0.0296	0.0248	0.0633	0.0161	0.0029	0.0176	0.0268	0.0235	0.067	0.0592	0.1566	0.0021	0.078	0.029
96	0.0016	0	0.0046	0.0046	0.0299	0.0248	0.0633	0.0161	0.0029	0.0176	0.0268	0.0235	0.067	0.0592	0.1566	0.0021	0.078	0.029
97	0.0016	0	0.0046	0.0046	0.0303	0.0248	0.0633	0.0162	0.0029	0.0177	0.0268	0.0235	0.067	0.0592	0.1566	0.0021	0.078	0.029
98	0.0017	0	0.0046	0.0046	0.0307	0.0248	0.0633	0.0163	0.0029	0.0178	0.0268	0.0235	0.067	0.0592	0.1566	0.0022	0.078	0.029
99	0.0017	0	0.0046	0.0046	0.0311	0.0248	0.0633	0.0164	0.0029	0.0179	0.0268	0.0235	0.067	0.0592	0.1566	0.0022	0.078	0.029

FSP/PM2.5 Start Emissions (gram/trips)

Soak Time (min)	PC	TAXI	LGV3	LGV4	LGV6	HGV7	HGV8	PLB	PV4	PV5	NFB6	NFB7	NFB8	FBSD	FBDD	MC	HGV9	NFB9
5	0.0004	0	0.0001	0	0	0	0	0	0.0001	0	0	0	0	0	0	0.002	0	0
10	0.0007	0	0.0001	0	0	0	0	0	0.0002	0	0	0	0	0	0	0.0022	0	0
20	0.0014	0	0.0001	0	0	0	0	0	0.0005	0	0	0	0	0	0	0.0026	0	0
30	0.0021	0	0.0001	0	0	0	0	0	0.0007	0	0	0	0	0	0	0.003	0	0
40	0.0027	0	0.0001	0	0	0	0	0	0.0009	0	0	0	0	0	0	0.0034	0	0
50	0.0033	0	0.0001	0	0	0	0	0	0.0011	0	0	0	0	0	0	0.0038	0	0
60	0.0039	0	0.0001	0	0	0	0	0	0.0012	0	0	0	0	0	0	0.0042	0	0
120	0.0065	0	0.0002	0.0001	0	0	0	0	0.0019	0	0	0	0	0	0	0.0063	0	0
180	0.0072	0	0.0002	0.0001	0	0	0	0	0.0021	0	0	0	0	0	0	0.007	0	0
240	0.0079	0	0.0002	0.0001	0	0	0	0	0.0022	0	0	0	0	0	0	0.0077	0	0
300	0.0085	0	0.0003	0.0001	0	0	0	0	0.0024	0	0	0	0	0	0	0.0083	0	0
360	0.0091	0	0.0003	0.0001	0	0	0	0	0.0025	0	0	0	0	0	0	0.0089	0	0
420	0.0095	0	0.0003	0.0001	0	0	0	0	0.0026	0	0	0	0	0	0	0.0094	0	0
480	0.0098	0	0.0003	0.0001	0	0	0	0	0.0027	0	0	0	0	0	0	0.0098	0	0
540	0.0101	0	0.0003	0.0001	0	0	0	0	0.0028	0	0	0	0	0	0	0.0102	0	0
600	0.0103	0	0.0004	0.0001	0	0	0	0	0.0028	0	0	0	0	0	0	0.0106	0	0
660	0.0103	0	0.0004	0.0001	0	0	0	0	0.0029	0	0	0	0	0	0	0.0109	0	0
720	0.0103	0	0.0004	0.0001	0	0	0	0	0.0029	0	0	0	0	0	0	0.0111	0	0
MAX	**0.0103**	**0.0000**	**0.0004**	**0.0001**	**0.0000**	**0.0000**	**0.0000**	**0.0000**	**0.0029**	**0.0000**	**0.0000**	**0.0000**	**0.0000**	**0.0000**	**0.0000**	**0.0111**	**0.0000**	**0.0000**

TSP/PM30 Running Emissions (gram/km) at different speeds

Speed (kph)	PC	TAXI	LGV3	LGV4	LGV6	HGV7	HGV8	PLB	PV4	PV5	NFB6	NFB7	NFB8	FBSD	FBDD	MC	HGV9	NFB9
21	0.0059	0	0.0147	0.0145	0.0372	0.0532	0.121	0.032	0.0096	0.0341	0.0538	0.0428	0.1298	0.1012	0.2654	0.0075	0.148	0.0605
22	0.0056	0	0.0143	0.0141	0.0364	0.0515	0.1175	0.031	0.0093	0.033	0.0521	0.0419	0.126	0.0988	0.2592	0.0072	0.1437	0.0587
23	0.0054	0	0.0139	0.0138	0.0357	0.0499	0.1143	0.03	0.009	0.0321	0.0506	0.0412	0.1225	0.0966	0.2534	0.0069	0.1398	0.057
24	0.0051	0	0.0135	0.0134	0.035	0.0485	0.1112	0.0291	0.0087	0.0311	0.0491	0.0405	0.1192	0.0945	0.248	0.0066	0.1361	0.0555
25	0.0049	0	0.0132	0.0131	0.0344	0.0471	0.1084	0.0283	0.0084	0.0303	0.0477	0.0398	0.1162	0.0926	0.2429	0.0064	0.1326	0.054
26	0.0047	0	0.0128	0.0127	0.0338	0.0459	0.1057	0.0275	0.0081	0.0295	0.0464	0.0391	0.1133	0.0908	0.2381	0.0061	0.1294	0.0526
27	0.0045	0	0.0125	0.0124	0.0333	0.0447	0.1032	0.0267	0.0079	0.0287	0.0452	0.0385	0.1106	0.089	0.2336	0.0059	0.1263	0.0514
28	0.0043	0	0.0122	0.0121	0.0327	0.0437	0.1009	0.026	0.0076	0.028	0.0441	0.0379	0.1081	0.0874	0.2293	0.0056	0.1234	0.0502
29	0.0042	0	0.0119	0.0118	0.0323	0.0427	0.0987	0.0253	0.0074	0.0273	0.043	0.0374	0.1057	0.0858	0.2253	0.0054	0.1207	0.049
30	0.004	0	0.0116	0.0115	0.0318	0.0417	0.0966	0.0247	0.0072	0.0266	0.0419	0.0368	0.1035	0.0844	0.2214	0.0052	0.1182	0.048
31	0.0038	0	0.0113	0.0112	0.0314	0.0409	0.0946	0.0241	0.007	0.026	0.041	0.0363	0.1013	0.083	0.2178	0.005	0.1158	0.047
32	0.0037	0	0.0111	0.011	0.031	0.04	0.0927	0.0236	0.0068	0.0255	0.0401	0.0358	0.0993	0.0816	0.2143	0.0049	0.1135	0.046
33	0.0036	0	0.0108	0.0107	0.0306	0.0393	0.0909	0.023	0.0066	0.0249	0.0392	0.0353	0.0974	0.0804	0.211	0.0047	0.1113	0.0452
34	0.0034	0	0.0106	0.0105	0.0302	0.0386	0.0893	0.0226	0.0064	0.0244	0.0384	0.0349	0.0956	0.0792	0.2078	0.0045	0.1092	0.0443
35	0.0033	0	0.0103	0.0102	0.0299	0.0379	0.0876	0.0221	0.0063	0.024	0.0377	0.0344	0.0939	0.078	0.2048	0.0044	0.1073	0.0435
36	0.0032	0	0.0101	0.01	0.0296	0.0372	0.0861	0.0217	0.0061	0.0235	0.037	0.034	0.0922	0.0769	0.2019	0.0043	0.1054	0.0428
37	0.0031	0	0.0099	0.0098	0.0293	0.0366	0.0846	0.0213	0.0059	0.0231	0.0363	0.0336	0.0907	0.0758	0.1991	0.0041	0.1036	0.0421
38	0.003	0	0.0097	0.0096	0.029	0.036	0.0833	0.0209	0.0058	0.0227	0.0357	0.0332	0.0892	0.0748	0.1964	0.004	0.1019	0.0414
39	0.0029	0	0.0095	0.0094	0.0288	0.0355	0.0819	0.0205	0.0057	0.0224	0.0352	0.0328	0.0878	0.0738	0.1938	0.0039	0.1002	0.0407
40	0.0028	0	0.0093	0.0092	0.0285	0.0349	0.0806	0.0202	0.0055	0.022	0.0346	0.0324	0.0864	0.0729	0.1913	0.0038	0.0987	0.0401
41	0.0027	0	0.0091	0.009	0.0283	0.0344	0.0794	0.0199	0.0054	0.0217	0.0341	0.032	0.0851	0.0719	0.189	0.0037	0.0971	0.0395
42	0.0026	0	0.0089	0.0088	0.0281	0.034	0.0782	0.0196	0.0053	0.0214	0.0337	0.0317	0.0838	0.0711	0.1867	0.0036	0.0957	0.039
43	0.0026	0	0.0087	0.0087	0.0279	0.0335	0.0771	0.0194	0.0051	0.0212	0.0332	0.0313	0.0826	0.0702	0.1844	0.0035	0.0943	0.0385
44	0.0025	0	0.0086	0.0085	0.0277	0.0331	0.076	0.0191	0.005	0.0209	0.0328	0.031	0.0815	0.0694	0.1823	0.0034	0.093	0.038
45	0.0024	0	0.0084	0.0083	0.0275	0.0326	0.075	0.0189	0.0049	0.0207	0.0324	0.0307	0.0804	0.0686	0.1802	0.0033	0.0917	0.0375
46	0.0024	0	0.0082	0.0082	0.0274	0.0322	0.074	0.0187	0.0048	0.0204	0.0321	0.0304	0.0793	0.0678	0.1782	0.0032	0.0904	0.037
47	0.0023	0	0.0081	0.008	0.0272	0.0319	0.073	0.0185	0.0047	0.0202	0.0318	0.0301	0.0783	0.0671	0.1763	0.0031	0.0892	0.0366
48	0.0023	0	0.0079	0.0079	0.0271	0.0315	0.072	0.0184	0.0046	0.0201	0.0315	0.0298	0.0773	0.0664	0.1744	0.0031	0.0881	0.0362
49	0.0022	0	0.0078	0.0077	0.027	0.0311	0.0711	0.0182	0.0045	0.0199	0.0312	0.0295	0.0764	0.0657	0.1726	0.003	0.087	0.0358
50	0.0021	0	0.0077	0.0076	0.0269	0.0308	0.0703	0.0181	0.0045	0.0197	0.031	0.0292	0.0755	0.065	0.1708	0.0029	0.0859	0.0354
70	0.0016	0	0.0058	0.0058	0.0268	0.0269	0.0688	0.0169	0.0034	0.0183	0.0291	0.0255	0.0728	0.0643	0.1702	0.0023	0.0848	0.0315
75	0.0016	0	0.0056	0.0055	0.0274	0.0269	0.0688	0.0168	0.0032	0.0183	0.0291	0.0255	0.0728	0.0643	0.1702	0.0022	0.0848	0.0315
78	0.0016	0	0.0054	0.0054	0.0278	0.0269	0.0688	0.0168	0.0032	0.0183	0.0291	0.0255	0.0728	0.0643	0.1702	0.0022	0.0848	0.0315
79	0.0016	0	0.0054	0.0053	0.028	0.0269	0.0688	0.0169	0.0032	0.0183	0.0291	0.0255	0.0728	0.0643	0.1702	0.0023	0.0848	0.0315
80	0.0016	0	0.0053	0.0053	0.0282	0.0269	0.0688	0.0169	0.0031	0.0183	0.0291	0.0255	0.0728	0.0643	0.1702	0.0023	0.0848	0.0315
81	0.0016	0	0.0053	0.0053	0.0284	0.0269	0.0688	0.0169	0.0031	0.0184	0.0291	0.0255	0.0728	0.0643	0.1702	0.0023	0.0848	0.0315
82	0.002	0.000	0.005	0.005	0.029	0.027	0.069	0.017	0.003	0.018	0.029	0.026	0.073	0.064	0.170	0.002	0.085	0.032
83	0.0016	0	0.0052	0.0052	0.0288	0.0269	0.0688	0.0169	0.0031	0.0184	0.0291	0.0255	0.0728	0.0643	0.1702	0.0023	0.0848	0.0315
84	0.0016	0	0.0052	0.0052	0.029	0.0269	0.0688	0.017	0.0031	0.0185	0.0291	0.0255	0.0728	0.0643	0.1702	0.0023	0.0848	0.0315
85	0.0016	0	0.0052	0.0051	0.0292	0.0269	0.0688	0.017	0.0031	0.0185	0.0291	0.0255	0.0728	0.0643	0.1702	0.0023	0.0848	0.0315
86	0.0016	0	0.0052	0.0051	0.0295	0.0269	0.0688	0.017	0.0031	0.0185	0.0291	0.0255	0.0728	0.0643	0.1702	0.0023	0.0848	0.0315
87	0.0016	0	0.0051	0.0051	0.0297	0.0269	0.0688	0.0171	0.0031	0.0186	0.0291	0.0255	0.0728	0.0643	0.1702	0.0023	0.0848	0.0315
88	0.0016	0	0.0051	0.0051	0.03	0.0269	0.0688	0.0171	0.0031	0.0186	0.0291	0.0255	0.0728	0.0643	0.1702	0.0024	0.0848	0.0315
89	0.0017	0	0.0051	0.005	0.0303	0.0269	0.0688	0.0171	0.0031	0.0187	0.0291	0.0255	0.0728	0.0643	0.1702	0.0024	0.0848	0.0315
90	0.0017	0	0.0051	0.005	0.0306	0.0269	0.0688	0.0172	0.0031	0.0187	0.0291	0.0255	0.0728	0.0643	0.1702	0.0024	0.0848	0.0315
91	0.0017	0	0.0051	0.005	0.0309	0.0269	0.0688	0.0172	0.0031	0.0188	0.0291	0.0255	0.0728	0.0643	0.1702	0.0024	0.0848	0.0315
92	0.0017	0	0.0051	0.005	0.0312	0.0269	0.0688	0.0173	0.0031	0.0189	0.0291	0.0255	0.0728	0.0643	0.1702	0.0025	0.0848	0.0315
93	0.0017	0	0.005	0.005	0.0315	0.0269	0.0688	0.0173	0.0031	0.0189	0.0291	0.0255	0.0728	0.0643	0.1702	0.0025	0.0848	0.0315
94	0.0017	0	0.005	0.005	0.0318	0.0269	0.0688	0.0174	0.0031	0.019	0.0291	0.0255	0.0728	0.0643	0.1702	0.0025	0.0848	0.0315
95	0.0018	0	0.005	0.005	0.0322	0.0269	0.0688	0.0175	0.0031	0.0191	0.0291	0.0255	0.0728	0.0643	0.1702	0.0026	0.0848	0.0315
96	0.0018	0	0.005	0.005	0.0326	0.0269	0.0688	0.0175	0.0031	0.0192	0.0291	0.0255	0.0728	0.0643	0.1702	0.0026	0.0848	0.0315
97	0.0018	0	0.005	0.005	0.0329	0.0269	0.0688	0.0176	0.0032	0.0193	0.0291	0.0255	0.0728	0.0643	0.1702	0.0027	0.0848	0.0315
98	0.0019	0	0.005	0.0049	0.0333	0.0269	0.0688	0.0177	0.0032	0.0194	0.0291	0.0255	0.0728	0.0643	0.1702	0.0027	0.0848	0.0315
99	0.0019	0	0.005	0.0049	0.0338	0.0269	0.0688	0.0178	0.0032	0.0195	0.0291	0.0255	0.0728	0.0643	0.1702	0.0028	0.0848	0.0315

TSP/PM30 Start Emissions (gram/trips)

Soak Time (min)	PC	TAXI	LGV3	LGV4	LGV6	HGV7	HGV8	PLB	PV4	PV5	NFB6	NFB7	NFB8	FBSD	FBDD	MC	HGV9	NFB9
5	0.0004	0	0.0001	0	0	0	0	0	0.0001	0	0	0	0	0	0	0.0028	0	0
10	0.0008	0	0.0001	0	0	0	0	0	0.0003	0	0	0	0	0	0	0.0029	0	0
20	0.0016	0	0.0001	0	0	0	0	0	0.0005	0	0	0	0	0	0	0.0033	0	0
30	0.0023	0	0.0001	0	0	0	0	0	0.0007	0	0	0	0	0	0	0.0037	0	0
40	0.003	0	0.0001	0	0	0	0	0	0.001	0	0	0	0	0	0	0.0041	0	0
50	0.0037	0	0.0001	0	0	0	0	0	0.0012	0	0	0	0	0	0	0.0044	0	0
60	0.0043	0	0.0001	0	0	0	0	0	0.0014	0	0	0	0	0	0	0.0048	0	0
120	0.0072	0	0.0002	0.0001	0	0	0	0	0.0021	0	0	0	0	0	0	0.0073	0	0
180	0.008	0	0.0003	0.0001	0	0	0	0	0.0023	0	0	0	0	0	0	0.0084	0	0
240	0.0088	0	0.0003	0.0001	0	0	0	0	0.0025	0	0	0	0	0	0	0.0093	0	0
300	0.0095	0	0.0003	0.0001	0	0	0	0	0.0026	0	0	0	0	0	0	0.0102	0	0
360	0.0101	0	0.0004	0.0001	0	0	0	0	0.0028	0	0	0	0	0	0	0.0109	0	0
420	0.0105	0	0.0004	0.0001	0	0	0	0	0.0029	0	0	0	0	0	0	0.0116	0	0
480	0.0109	0	0.0004	0.0001	0	0	0	0	0.003	0	0	0	0	0	0	0.0122	0	0
540	0.0112	0	0.0004	0.0001	0	0	0	0	0.0031	0	0	0	0	0	0	0.0127	0	0
600	0.0114	0	0.0005	0.0001	0	0	0	0	0.0031	0	0	0	0	0	0	0.0132	0	0
660	0.0115	0	0.0005	0.0001	0	0	0	0	0.0032	0	0	0	0	0	0	0.0135	0	0
720	0.0115	0	0.0005	0.0001	0	0	0	0	0.0032	0	0	0	0	0	0	0.0138	0	0
MAX	**0.0115**	**0.0000**	**0.0005**	**0.0001**	**0.0000**	**0.0000**	**0.0000**	**0.0000**	**0.0032**	**0.0000**	**0.0000**	**0.0000**	**0.0000**	**0.0000**	**0.0000**	**0.0138**	**0.0000**	**0.0000**

NOx Running Emission Factors (g/km-veh) at different speeds

Speed (kph)	PC	TAXI	LGV3	LGV4	LGV6	HGV7	HGV8	PLB	PV4	PV5	NFB6	NFB7	NFB8	FBSD	FBDD	MC	HGV9	NFB9
21	0.0294	0.5374	1.0333	1.0393	0.5954	0.9485	1.6046	0.5276	0.9455	0.6201	0.7268	1.0763	1.8249	1.1018	1.3846	0.2291	1.6288	1.8005
22	0.0288	0.522	0.9905	0.9961	0.5708	0.9097	1.5066	0.513	0.9063	0.6021	0.7051	1.0316	1.7124	1.0337	1.3163	0.226	1.5301	1.6891
23	0.0283	0.5077	0.9496	0.9549	0.5473	0.8727	1.4178	0.4994	0.8689	0.5853	0.685	0.9888	1.6103	0.9719	1.256	0.223	1.4405	1.5881
24	0.0279	0.4943	0.9105	0.9155	0.5248	0.8372	1.3368	0.4867	0.8331	0.5697	0.6663	0.9479	1.5175	0.9156	1.2023	0.2201	1.359	1.4962
25	0.0274	0.4819	0.873	0.8776	0.5033	0.8033	1.2629	0.4747	0.7987	0.5551	0.6488	0.9086	1.4327	0.8643	1.1542	0.2173	1.2845	1.4122
26	0.0269	0.4702	0.8369	0.8413	0.4826	0.7707	1.1951	0.4635	0.7657	0.5414	0.6324	0.8709	1.3549	0.8172	1.1106	0.2146	1.2161	1.3353
27	0.0265	0.4592	0.8023	0.8063	0.4626	0.7393	1.1328	0.4529	0.7339	0.5285	0.6171	0.8346	1.2834	0.7739	1.0711	0.212	1.1532	1.2645
28	0.026	0.4489	0.7689	0.7726	0.4434	0.7091	1.0752	0.4429	0.7033	0.5164	0.6026	0.7997	1.2175	0.7339	1.0349	0.2094	1.0952	1.1993
29	0.0256	0.4391	0.7366	0.7401	0.4249	0.6799	1.0221	0.4334	0.6738	0.5049	0.589	0.7659	1.1565	0.697	1.0018	0.207	1.0416	1.139
30	0.0252	0.4299	0.7055	0.7087	0.407	0.6518	0.9728	0.4244	0.6453	0.4941	0.5762	0.7334	1.1	0.6628	0.9712	0.2046	0.9919	1.0831
31	0.0248	0.4212	0.6145	0.6167	0.3548	0.5703	0.927	0.4159	0.5616	0.4839	0.564	0.6379	1.0475	0.631	0.9429	0.2023	0.9456	1.0311
32	0.0244	0.4129	0.5886	0.5905	0.3399	0.5468	0.8843	0.4078	0.5378	0.4741	0.5525	0.6107	0.9986	0.6014	0.9166	0.2001	0.9026	0.9828
33	0.024	0.405	0.5645	0.5662	0.326	0.525	0.8445	0.4001	0.5157	0.4649	0.5415	0.5855	0.9531	0.5738	0.8921	0.1979	0.8624	0.9377
34	0.0236	0.3975	0.542	0.5436	0.3131	0.5047	0.8073	0.3927	0.4952	0.4561	0.5311	0.562	0.9104	0.5481	0.8693	0.1959	0.8249	0.8956
35	0.0232	0.3904	0.5211	0.5225	0.3011	0.4857	0.7725	0.3857	0.476	0.4477	0.5212	0.5401	0.8706	0.5239	0.8478	0.1939	0.7897	0.8561
36	0.0229	0.3835	0.5016	0.5028	0.2899	0.468	0.7398	0.379	0.4581	0.4397	0.5117	0.5197	0.8331	0.5013	0.8277	0.1919	0.7567	0.8191
37	0.0225	0.377	0.4833	0.4844	0.2793	0.4514	0.7091	0.3726	0.4413	0.432	0.5027	0.5005	0.798	0.48	0.8088	0.19	0.7257	0.7844
38	0.0222	0.3708	0.4661	0.4671	0.2695	0.4358	0.6802	0.3665	0.4256	0.4247	0.494	0.4826	0.7649	0.46	0.7909	0.1882	0.6965	0.7517
39	0.0218	0.3648	0.45	0.4508	0.2602	0.4212	0.653	0.3606	0.4108	0.4177	0.4857	0.4657	0.7338	0.4412	0.774	0.1865	0.669	0.7209
40	0.0215	0.3591	0.4348	0.4355	0.2515	0.4074	0.6273	0.355	0.3969	0.411	0.4778	0.4499	0.7044	0.4234	0.758	0.1848	0.643	0.6919
41	0.0212	0.3535	0.4205	0.4211	0.2433	0.3944	0.603	0.3496	0.3838	0.4045	0.4702	0.4349	0.6767	0.4066	0.7428	0.1832	0.6185	0.6644
42	0.0209	0.3483	0.407	0.4075	0.2355	0.3822	0.5801	0.3444	0.3715	0.3984	0.4628	0.4208	0.6505	0.3907	0.7284	0.1816	0.5953	0.6385
43	0.0206	0.3432	0.3943	0.3947	0.2282	0.3706	0.5583	0.3395	0.3598	0.3924	0.4558	0.4075	0.6256	0.3757	0.7147	0.1801	0.5733	0.614
44	0.0203	0.3383	0.3822	0.3825	0.2212	0.3596	0.5377	0.3347	0.3487	0.3867	0.449	0.3949	0.6021	0.3615	0.7016	0.1787	0.5525	0.5907
45	0.02	0.3335	0.3708	0.371	0.2147	0.3492	0.5182	0.3302	0.3383	0.3812	0.4425	0.383	0.5798	0.348	0.6891	0.1773	0.5327	0.5686
46	0.0197	0.329	0.36	0.3601	0.2084	0.3393	0.4996	0.3258	0.3284	0.3759	0.4362	0.3716	0.5586	0.3352	0.6772	0.1759	0.514	0.5477
47	0.0194	0.3246	0.3497	0.3497	0.2025	0.3299	0.482	0.3216	0.3189	0.3708	0.4302	0.3609	0.5384	0.323	0.6658	0.1746	0.4961	0.5278
48	0.0191	0.3203	0.3399	0.3398	0.1969	0.321	0.4652	0.3175	0.31	0.3659	0.4243	0.3506	0.5193	0.3114	0.6548	0.1734	0.4791	0.5088
49	0.0188	0.3162	0.3306	0.3305	0.1915	0.3125	0.4492	0.3136	0.3014	0.3612	0.4187	0.3409	0.501	0.3004	0.6443	0.1722	0.463	0.4908
50	0.0186	0.3122	0.3217	0.3215	0.1864	0.3044	0.434	0.3099	0.2933	0.3566	0.4132	0.3316	0.4836	0.2898	0.6343	0.1711	0.4475	0.4736
70	0.0141	0.2693	0.206	0.2047	0.1191	0.218	0.2719	0.2812	0.1867	0.3191	0.3669	0.2322	0.2979	0.1774	0.5198	0.1575	0.2839	0.2899
72	0.0137	0.2683	0.1987	0.1973	0.1148	0.218	0.2719	0.2819	0.1798	0.3194	0.3669	0.2322	0.2979	0.1774	0.5198	0.157	0.2839	0.2899
74	0.0134	0.2675	0.1918	0.1903	0.1108	0.218	0.2719	0.2828	0.1734	0.3198	0.3669	0.2322	0.2979	0.1774	0.5198	0.1567	0.2839	0.2899
75	0.0132	0.2672	0.1885	0.187	0.1089	0.218	0.2719	0.2833	0.1703	0.32	0.3669	0.2322	0.2979	0.1774	0.5198	0.1566	0.2839	0.2899
76	0.013	0.267	0.1854	0.1838	0.1071	0.218	0.2719	0.2839	0.1674	0.3202	0.3669	0.2322	0.2979	0.1774	0.5198	0.1565	0.2839	0.2899
77	0.0128	0.2669	0.1823	0.1806	0.1053	0.218	0.2719	0.2845	0.1645	0.3204	0.3669	0.2322	0.2979	0.1774	0.5198	0.1565	0.2839	0.2899
78	0.013	0.267	0.179	0.178	0.104	0.218	0.272	0.285	0.162	0.321	0.367	0.232	0.298	0.177	0.520	0.157	0.284	0.290
79	0.0125	0.2668	0.1765	0.1747	0.1019	0.218	0.2719	0.2858	0.1591	0.321	0.3669	0.2322	0.2979	0.1774	0.5198	0.1565	0.2839	0.2899
80	0.0123	0.2669	0.1737	0.1719	0.1003	0.218	0.2719	0.2865	0.1565	0.3212	0.3669	0.2322	0.2979	0.1774	0.5198	0.1566	0.2839	0.2899
81	0.0122	0.267	0.171	0.1691	0.0987	0.218	0.2719	0.2872	0.1539	0.3215	0.3669	0.2322	0.2979	0.1774	0.5198	0.1567	0.2839	0.2899
82	0.012	0.2672	0.1684	0.1665	0.0972	0.218	0.2719	0.288	0.1515	0.3219	0.3669	0.2322	0.2979	0.1774	0.5198	0.1569	0.2839	0.2899
83	0.0119	0.2674	0.1658	0.1639	0.0957	0.218	0.2719	0.2888	0.1491	0.3222	0.3669	0.2322	0.2979	0.1774	0.5198	0.157	0.2839	0.2899
84	0.0117	0.2677	0.1633	0.1614	0.0943	0.218	0.2719	0.2896	0.1468	0.3225	0.3669	0.2322	0.2979	0.1774	0.5198	0.1573	0.2839	0.2899
85	0.0116	0.2681	0.1609	0.1589	0.0929	0.218	0.2719	0.2905	0.1446	0.3229	0.3669	0.2322	0.2979	0.1774	0.5198	0.1575	0.2839	0.2899
86	0.0114	0.2686	0.1586	0.1566	0.0915	0.218	0.2719	0.2915	0.1424	0.3233	0.3669	0.2322	0.2979	0.1774	0.5198	0.1578	0.2839	0.2899
87	0.0113	0.2691	0.1564	0.1542	0.0902	0.218	0.2719	0.2924	0.1403	0.3236	0.3669	0.2322	0.2979	0.1774	0.5198	0.1581	0.2839	0.2899
88	0.0111	0.2697	0.1542	0.152	0.0889	0.218	0.2719	0.2934	0.1382	0.3241	0.3669	0.2322	0.2979	0.1774	0.5198	0.1585	0.2839	0.2899
89	0.011	0.2703	0.1531	0.1509	0.0882	0.218	0.2719	0.2945	0.1372	0.3245	0.3669	0.2322	0.2979	0.1774	0.5198	0.1589	0.2839	0.2899
90	0.0108	0.271	0.1531	0.1509	0.0882	0.218	0.2719	0.2955	0.1372	0.3249	0.3669	0.2322	0.2979	0.1774	0.5198	0.1594	0.2839	0.2899
91	0.0107	0.2718	0.1532	0.151	0.0882	0.218	0.2719	0.2967	0.1372	0.3254	0.3669	0.2322	0.2979	0.1774	0.5198	0.1598	0.2839	0.2899
92	0.0106	0.2727	0.1533	0.151	0.0882	0.218	0.2719	0.2978	0.1373	0.3258	0.3669	0.2322	0.2979	0.1774	0.5198	0.1604	0.2839	0.2899
93	0.0104	0.2736	0.1533	0.1511	0.0882	0.218	0.2719	0.299	0.1373	0.3263	0.3669	0.2322	0.2979	0.1774	0.5198	0.1609	0.2839	0.2899
94	0.0103	0.2746	0.1534	0.1511	0.0882	0.218	0.2719	0.3002	0.1373	0.3268	0.3669	0.2322	0.2979	0.1774	0.5198	0.1615	0.2839	0.2899
95	0.0102	0.2757	0.1535	0.1512	0.0882	0.218	0.2719	0.3015	0.1373	0.3273	0.3669	0.2322	0.2979	0.1774	0.5198	0.1622	0.2839	0.2899
96	0.01	0.2769	0.1535	0.1512	0.0882	0.218	0.2719	0.3028	0.1374	0.3278	0.3669	0.2322	0.2979	0.1774	0.5198	0.1628	0.2839	0.2899
97	0.0099	0.2781	0.1536	0.1513	0.0882	0.218	0.2719	0.3041	0.1374	0.3284	0.3669	0.2322	0.2979	0.1774	0.5198	0.1635	0.2839	0.2899
98	0.010	0.279	0.154	0.151	0.088	0.218	0.272	0.306	0.137	0.329	0.367	0.232	0.298	0.177	0.520	0.164	0.284	0.290
99	0.0097	0.2808	0.1538	0.1514	0.0882	0.218	0.2719	0.3069	0.1375	0.3295	0.3669	0.2322	0.2979	0.1774	0.5198	0.1651	0.2839	0.2899

NOx Start Emissions Factors (g/trip)

Soak Time	PC	TAXI	LGV3	LGV4	LGV6	HGV7	HGV8	PLB	PV4	PV5	NFB6	NFB7	NFB8	FBSD	FBDD	MC	HGV9	NFB9
5	0.0446	0.9881	0.0012	0.0008	0.0682	0.1292	0.1257	0.1627	0.0084	0.1221	0.0685	0.1301	0.1248	0.1244	0.3347	0.0376	0.1263	0.1244
10	0.0454	1.0044	0.0013	0.0009	0.1228	0.2326	0.2263	0.2642	0.0102	0.2028	0.1233	0.2342	0.2247	0.2239	0.6024	0.0486	0.2274	0.2239
20	0.0468	1.0364	0.0015	0.0009	0.1638	0.3101	0.3017	0.3902	0.0134	0.2927	0.1644	0.3122	0.2996	0.2985	0.8033	0.0678	0.3032	0.2985
30	0.0482	1.0673	0.0016	0.0009	0.232	0.4393	0.4274	0.526	0.016	0.3989	0.2329	0.4423	0.4245	0.4229	1.138	0.0837	0.4295	0.4229
40	0.0496	1.0971	0.0017	0.001	0.2866	0.5427	0.528	0.6327	0.018	0.4828	0.2877	0.5464	0.5244	0.5224	1.4057	0.0962	0.5306	0.5224
50	0.0509	1.126	0.0018	0.001	0.3822	0.7236	0.704	0.7623	0.0195	0.596	0.3836	0.7285	0.6992	0.6965	1.8743	0.1052	0.7074	0.6965
60	0.0521	1.1538	0.0019	0.001	0.5596	1.0595	1.0309	0.9537	0.0204	0.7773	0.5616	1.0667	1.0238	1.0199	2.7445	0.1109	1.0359	1.0199
120	0.058	1.2842	0.0021	0.0011	0.6961	1.3179	1.2823	1.0949	0.0211	0.9132	0.6986	1.3269	1.2735	1.2686	3.4139	0.1121	1.2885	1.2686
180	0.0639	1.4149	0.0022	0.0012	1.0237	1.9382	1.8858	1.405	0.0233	1.2224	1.0274	1.9513	1.8727	1.8656	5.0204	0.1129	1.8948	1.8656
240	0.0634	1.4033	0.0022	0.0012	1.3376	2.5325	2.4641	1.7013	0.0231	1.5183	1.3424	2.5497	2.447	2.4377	6.56	0.1114	2.4759	2.4377
300	0.0625	1.3837	0.0022	0.0012	1.5014	2.8426	2.7658	1.8539	0.0229	1.6714	1.5068	2.8619	2.7467	2.7362	7.3632	0.1095	2.7791	2.7362
360	0.0613	1.356	0.0022	0.0012	1.7744	3.3595	3.2686	2.1095	0.0226	1.9275	1.7808	3.3822	3.2461	3.2337	8.702	0.1071	3.2844	3.2337
420	0.0597	1.3204	0.0021	0.0012	1.9518	3.6954	3.5955	2.2734	0.0222	2.0926	1.9589	3.7204	3.5707	3.5571	9.5722	0.1044	3.6128	3.5571
480	0.0577	1.2767	0.0021	0.0011	2.0474	3.8763	3.7715	2.3586	0.0218	2.1797	2.0547	3.9026	3.7455	3.7312	10.0408	0.1012	3.7897	3.7312
540	0.0554	1.225	0.002	0.0011	2.102	3.9797	3.8721	2.4039	0.0213	2.2275	2.1095	4.0066	3.8454	3.8307	10.3085	0.0976	3.8908	3.8307
600	0.0527	1.1653	0.0019	0.001	2.1566	4.0831	3.9727	2.4484	0.0207	2.2748	2.1643	4.1107	3.9452	3.9302	10.5763	0.0937	3.9918	3.9302
660	0.0496	1.0976	0.0018	0.001	2.1839	4.1347	4.0229	2.466	0.02	2.2958	2.1917	4.1627	3.9952	3.98	10.7102	0.0893	4.0423	3.98
720	0.0462	1.0218	0.0017	0.0009	2.1839	4.1347	4.0229	2.4569	0.0193	2.2904	2.1917	4.1627	3.9952	3.98	10.7102	0.0844	4.0423	3.98
MAX	**0.0639**	**1.4149**	**0.0022**	**0.0012**	**2.1839**	**4.1347**	**4.0229**	**2.4660**	**0.0233**	**2.2958**	**2.1917**	**4.1627**	**3.9952**	**3.9800**	**10.7102**	**0.1129**	**4.0423**	**3.9800**

NO2 Running Emission Factors (g/km-veh) at different speeds

Speed (kph)	PC	TAXI	LGV3	LGV4	LGV6	HGV7	HGV8	PLB	PV4	PV5	NFB6	NFB7	NFB8	FBSD	FBDD	MC	HGV9	NFB9
21	0.0015	0.0147	0.056	0.0591	0.1667	0.3114	0.5206	0.1225	0.1873	0.1634	0.2035	0.3552	0.5987	0.3195	0.4015	0.0115	0.5232	0.5942
22	0.0015	0.0142	0.0537	0.0567	0.1598	0.2987	0.4886	0.1189	0.1795	0.1585	0.1974	0.3404	0.5617	0.2998	0.3817	0.0113	0.4911	0.5574
23	0.0015	0.0139	0.0515	0.0543	0.1532	0.2865	0.4595	0.1155	0.1721	0.154	0.1918	0.3263	0.5281	0.2818	0.3642	0.0111	0.462	0.5241
24	0.0014	0.0135	0.0494	0.0521	0.147	0.2748	0.4331	0.1123	0.1649	0.1498	0.1866	0.3128	0.4976	0.2655	0.3487	0.011	0.4355	0.4937
25	0.0014	0.0132	0.0474	0.05	0.1409	0.2636	0.4089	0.1094	0.1581	0.1459	0.1817	0.2999	0.4697	0.2506	0.3347	0.0109	0.4113	0.466
26	0.0014	0.0128	0.0455	0.0479	0.1351	0.2529	0.3868	0.1066	0.1515	0.1422	0.1771	0.2874	0.4441	0.237	0.3221	0.0107	0.3891	0.4406
27	0.0014	0.0125	0.0436	0.0459	0.1295	0.2426	0.3664	0.104	0.1452	0.1387	0.1728	0.2754	0.4206	0.2244	0.3106	0.0106	0.3687	0.4173
28	0.0013	0.0123	0.0418	0.044	0.1242	0.2326	0.3476	0.1016	0.1391	0.1355	0.1687	0.2639	0.3989	0.2128	0.3001	0.0105	0.3499	0.3958
29	0.0013	0.012	0.0401	0.0422	0.119	0.223	0.3303	0.0993	0.1332	0.1324	0.1649	0.2528	0.3788	0.2021	0.2905	0.0103	0.3325	0.3759
30	0.0013	0.0117	0.0384	0.0404	0.114	0.2138	0.3142	0.0972	0.1275	0.1295	0.1613	0.242	0.3603	0.1922	0.2816	0.0102	0.3163	0.3574
31	0.0013	0.0115	0.0335	0.0352	0.0993	0.1869	0.2992	0.0951	0.1108	0.1268	0.1579	0.2105	0.343	0.183	0.2734	0.0101	0.3013	0.3403
32	0.0013	0.0113	0.0321	0.0337	0.0952	0.1792	0.2853	0.0932	0.106	0.1242	0.1547	0.2015	0.3269	0.1744	0.2658	0.01	0.2874	0.3243
33	0.0012	0.0111	0.0308	0.0323	0.0913	0.172	0.2723	0.0913	0.1016	0.1218	0.1516	0.1932	0.312	0.1664	0.2587	0.0099	0.2744	0.3094
34	0.0012	0.0108	0.0296	0.0311	0.0877	0.1653	0.2602	0.0896	0.0975	0.1194	0.1487	0.1855	0.298	0.1589	0.2521	0.0098	0.2622	0.2955
35	0.0012	0.0107	0.0285	0.0299	0.0843	0.1591	0.2488	0.0879	0.0937	0.1172	0.1459	0.1782	0.2848	0.1519	0.2459	0.0097	0.2508	0.2825
36	0.0012	0.0105	0.0274	0.0287	0.0812	0.1532	0.2381	0.0863	0.0902	0.1151	0.1433	0.1715	0.2725	0.1454	0.24	0.0096	0.2401	0.2703
37	0.0012	0.0103	0.0264	0.0277	0.0782	0.1478	0.2281	0.0848	0.0868	0.113	0.1407	0.1652	0.261	0.1392	0.2345	0.0095	0.2301	0.2588
38	0.0012	0.0101	0.0255	0.0267	0.0755	0.1427	0.2187	0.0833	0.0837	0.1111	0.1383	0.1593	0.2501	0.1334	0.2293	0.0094	0.2206	0.2481
39	0.0011	0.01	0.0246	0.0258	0.0729	0.1378	0.2098	0.0819	0.0807	0.1092	0.136	0.1537	0.2399	0.1279	0.2245	0.0093	0.2117	0.2379
40	0.0011	0.0098	0.0238	0.0249	0.0704	0.1333	0.2015	0.0806	0.078	0.1074	0.1338	0.1485	0.2303	0.1228	0.2198	0.0092	0.2033	0.2283
41	0.0011	0.0096	0.023	0.0241	0.0681	0.129	0.1936	0.0793	0.0754	0.1057	0.1316	0.1435	0.2211	0.1179	0.2154	0.0092	0.1954	0.2193
42	0.0011	0.0095	0.0223	0.0233	0.0659	0.125	0.1861	0.0781	0.0729	0.1041	0.1296	0.1389	0.2125	0.1133	0.2112	0.0091	0.1879	0.2107
43	0.0011	0.0094	0.0216	0.0226	0.0639	0.1212	0.179	0.0769	0.0706	0.1025	0.1276	0.1345	0.2044	0.109	0.2072	0.009	0.1808	0.2026
44	0.0011	0.0092	0.021	0.0219	0.0619	0.1176	0.1723	0.0757	0.0684	0.101	0.1257	0.1303	0.1966	0.1048	0.2035	0.0089	0.174	0.1949
45	0.001	0.0091	0.0203	0.0213	0.0601	0.1142	0.1659	0.0746	0.0663	0.0995	0.1239	0.1264	0.1893	0.1009	0.1998	0.0089	0.1677	0.1876
46	0.001	0.009	0.0198	0.0206	0.0584	0.1109	0.1599	0.0736	0.0643	0.0981	0.1221	0.1226	0.1823	0.0972	0.1964	0.0088	0.1616	0.1807
47	0.001	0.0089	0.0192	0.0201	0.0567	0.1078	0.1541	0.0726	0.0625	0.0967	0.1204	0.1191	0.1757	0.0937	0.1931	0.0087	0.1558	0.1742
48	0.001	0.0087	0.0187	0.0195	0.0551	0.1049	0.1487	0.0716	0.0607	0.0954	0.1188	0.1157	0.1694	0.0903	0.1899	0.0087	0.1503	0.1679
49	0.001	0.0086	0.0182	0.019	0.0536	0.1021	0.1435	0.0706	0.059	0.0941	0.1172	0.1125	0.1634	0.0871	0.1868	0.0086	0.1451	0.162
50	0.001	0.0085	0.0177	0.0185	0.0522	0.0994	0.1385	0.0697	0.0574	0.0929	0.1157	0.1094	0.1577	0.0841	0.1839	0.0086	0.1401	0.1563
70	0.0007	0.0073	0.0115	0.0118	0.0333	0.071	0.0856	0.0619	0.0362	0.0825	0.1027	0.0766	0.0967	0.0515	0.1507	0.0079	0.0871	0.0957
72	0.0007	0.0073	0.0111	0.0114	0.0322	0.071	0.0856	0.0619	0.0348	0.0825	0.1027	0.0766	0.0967	0.0515	0.1507	0.0079	0.0871	0.0957
74	0.0007	0.0073	0.0107	0.011	0.031	0.071	0.0856	0.0619	0.0335	0.0825	0.1027	0.0766	0.0967	0.0515	0.1507	0.0078	0.0871	0.0957
75	0.0007	0.0073	0.0105	0.0108	0.0305	0.071	0.0856	0.0619	0.0329	0.0825	0.1027	0.0766	0.0967	0.0515	0.1507	0.0078	0.0871	0.0957
76	0.0007	0.0073	0.0104	0.0107	0.03	0.071	0.0856	0.0619	0.0323	0.0825	0.1027	0.0766	0.0967	0.0515	0.1507	0.0078	0.0871	0.0957
77	0.0007	0.0073	0.0102	0.0105	0.0295	0.071	0.0856	0.0619	0.0317	0.0825	0.1027	0.0766	0.0967	0.0515	0.1507	0.0078	0.0871	0.0957
78	0.001	0.007	0.010	0.010	0.029	0.071	0.086	0.062	0.031	0.083	0.103	0.077	0.097	0.052	0.151	0.008	0.087	0.096
79	0.0007	0.0073	0.0099	0.0101	0.0285	0.071	0.0856	0.062	0.0306	0.0825	0.1027	0.0766	0.0967	0.0515	0.1507	0.0078	0.0871	0.0957
80	0.0007	0.0073	0.0097	0.01	0.0281	0.071	0.0856	0.062	0.0301	0.0825	0.1027	0.0766	0.0967	0.0515	0.1507	0.0078	0.0871	0.0957
81	0.0007	0.0073	0.0096	0.0098	0.0276	0.071	0.0856	0.062	0.0296	0.0825	0.1027	0.0766	0.0967	0.0515	0.1507	0.0078	0.0871	0.0957
82	0.0006	0.0073	0.0094	0.0097	0.0272	0.071	0.0856	0.062	0.0291	0.0825	0.1027	0.0766	0.0967	0.0515	0.1507	0.0078	0.0871	0.0957
83	0.0006	0.0073	0.0093	0.0095	0.0268	0.071	0.0856	0.062	0.0286	0.0825	0.1027	0.0766	0.0967	0.0515	0.1507	0.0079	0.0871	0.0957
84	0.0006	0.0073	0.0092	0.0094	0.0264	0.071	0.0856	0.062	0.0282	0.0825	0.1027	0.0766	0.0967	0.0515	0.1507	0.0079	0.0871	0.0957
85	0.0006	0.0073	0.009	0.0093	0.026	0.071	0.0856	0.062	0.0277	0.0825	0.1027	0.0766	0.0967	0.0515	0.1507	0.0079	0.0871	0.0957
86	0.0006	0.0073	0.0089	0.0091	0.0256	0.071	0.0856	0.062	0.0273	0.0825	0.1027	0.0766	0.0967	0.0515	0.1507	0.0079	0.0871	0.0957
87	0.0006	0.0073	0.0088	0.009	0.0252	0.071	0.0856	0.062	0.0269	0.0826	0.1027	0.0766	0.0967	0.0515	0.1507	0.0079	0.0871	0.0957
88	0.0006	0.0074	0.0087	0.0089	0.0249	0.071	0.0856	0.062	0.0265	0.0826	0.1027	0.0766	0.0967	0.0515	0.1507	0.0079	0.0871	0.0957
89	0.0006	0.0074	0.0086	0.0088	0.0247	0.071	0.0856	0.062	0.0263	0.0826	0.1027	0.0766	0.0967	0.0515	0.1507	0.0079	0.0871	0.0957
90	0.0006	0.0074	0.0086	0.0088	0.0247	0.071	0.0856	0.062	0.0263	0.0826	0.1027	0.0766	0.0967	0.0515	0.1507	0.008	0.0871	0.0957
91	0.0006	0.0074	0.0086	0.0088	0.0247	0.071	0.0856	0.062	0.0263	0.0826	0.1027	0.0766	0.0967	0.0515	0.1507	0.008	0.0871	0.0957
92	0.0006	0.0074	0.0086	0.0088	0.0247	0.071	0.0856	0.062	0.0263	0.0826	0.1027	0.0766	0.0967	0.0515	0.1507	0.008	0.0871	0.0957
93	0.0006	0.0075	0.0086	0.0088	0.0247	0.071	0.0856	0.062	0.0263	0.0826	0.1027	0.0766	0.0967	0.0515	0.1507	0.008	0.0871	0.0957
94	0.0006	0.0075	0.0086	0.0088	0.0247	0.071	0.0856	0.062	0.0263	0.0826	0.1027	0.0766	0.0967	0.0515	0.1507	0.0081	0.0871	0.0957
95	0.0006	0.0075	0.0086	0.0088	0.0247	0.071	0.0856	0.062	0.0263	0.0826	0.1027	0.0766	0.0967	0.0515	0.1507	0.0081	0.0871	0.0957
96	0.0006	0.0076	0.0086	0.0088	0.0247	0.071	0.0856	0.062	0.0263	0.0826	0.1027	0.0766	0.0967	0.0515	0.1507	0.0081	0.0871	0.0957
97	0.0005	0.0076	0.0086	0.0088	0.0247	0.071	0.0856	0.062	0.0263	0.0826	0.1027	0.0766	0.0967	0.0515	0.1507	0.0082	0.0871	0.0957
98	0.001	0.008	0.009	0.009	0.025	0.071	0.086	0.062	0.026	0.083	0.103	0.077	0.097	0.052	0.151	0.008	0.087	0.096
99	0.0005	0.0077	0.0087	0.0088	0.0247	0.071	0.0856	0.0621	0.0263	0.0826	0.1027	0.0766	0.0967	0.0515	0.1507	0.0083	0.0871	0.0957

NO2 Start Emissions Factors (g/trip)

Soak Time	PC	TAXI	LGV3	LGV4	LGV6	HGV7	HGV8	PLB	PV4	PV5	NFB6	NFB7	NFB8	FBSD	FBDD	MC	HGV9	NFB9
5	0.0022	0.027	0.0001	0	0.0191	0.0426	0.0408	0.0187	0.0004	0.0184	0.0192	0.0429	0.041	0.0361	0.0971	0.0019	0.0406	0.041
10	0.0023	0.0274	0.0001	0	0.0344	0.0767	0.0734	0.0335	0.0005	0.033	0.0345	0.0773	0.0738	0.0649	0.1747	0.0024	0.0732	0.0739
20	0.0023	0.0283	0.0001	0	0.0459	0.1022	0.0978	0.0448	0.0007	0.0441	0.046	0.103	0.0984	0.0866	0.2329	0.0034	0.0975	0.0985
30	0.0024	0.0291	0.0001	0	0.065	0.1448	0.1386	0.0633	0.0008	0.0624	0.0652	0.146	0.1394	0.1226	0.33	0.0042	0.1382	0.1395
40	0.0025	0.03	0.0001	0	0.0803	0.1789	0.1712	0.0782	0.0009	0.0771	0.0805	0.1803	0.1722	0.1515	0.4076	0.0048	0.1707	0.1724
50	0.0025	0.0307	0.0001	0	0.107	0.2385	0.2283	0.1038	0.001	0.1025	0.1074	0.2404	0.2296	0.202	0.5435	0.0053	0.2276	0.2298
60	0.0026	0.0315	0.0001	0.0001	0.1567	0.3492	0.3343	0.1512	0.001	0.1496	0.1573	0.352	0.3362	0.2958	0.7959	0.0055	0.3332	0.3366
120	0.0029	0.0351	0.0001	0.0001	0.1949	0.4344	0.4158	0.1876	0.0011	0.1859	0.1956	0.4379	0.4182	0.3679	0.99	0.0056	0.4145	0.4186
180	0.0032	0.0386	0.0001	0.0001	0.2866	0.6388	0.6115	0.2749	0.0012	0.2727	0.2877	0.6439	0.615	0.541	1.4559	0.0056	0.6096	0.6157
240	0.0032	0.0383	0.0001	0.0001	0.3745	0.8347	0.799	0.3585	0.0012	0.3559	0.3759	0.8414	0.8036	0.7069	1.9023	0.0056	0.7965	0.8045
300	0.0031	0.0378	0.0001	0.0001	0.4204	0.937	0.8968	0.4021	0.0011	0.3994	0.4219	0.9444	0.902	0.7935	2.1353	0.0055	0.8941	0.903
360	0.0031	0.037	0.0001	0.0001	0.4968	1.1073	1.0599	0.4748	0.0011	0.4717	0.4986	1.1161	1.066	0.9378	2.5235	0.0054	1.0566	1.0671
420	0.003	0.036	0.0001	0.0001	0.5465	1.218	1.1659	0.5221	0.0011	0.5187	0.5485	1.2277	1.1726	1.0316	2.7759	0.0052	1.1623	1.1739
480	0.0029	0.0349	0.0001	0.0001	0.5733	1.2777	1.223	0.5475	0.0011	0.5441	0.5753	1.2878	1.23	1.0821	2.9118	0.0051	1.2192	1.2313
540	0.0028	0.0334	0.0001	0.0001	0.5885	1.3117	1.2556	0.562	0.0011	0.5585	0.5907	1.3222	1.2628	1.1109	2.9894	0.0049	1.2517	1.2641
600	0.0026	0.0318	0.0001	0.0001	0.6038	1.3458	1.2882	0.5765	0.001	0.573	0.606	1.3565	1.2956	1.1398	3.0671	0.0047	1.2842	1.297
660	0.0025	0.03	0.0001	0	0.6115	1.3628	1.3045	0.5838	0.001	0.5802	0.6137	1.3737	1.312	1.1542	3.1059	0.0045	1.3005	1.3134
720	0.0023	0.0279	0.0001	0	0.6115	1.3628	1.3045	0.5837	0.001	0.5802	0.6137	1.3737	1.312	1.1542	3.1059	0.0042	1.3005	1.3134
MAX	**0.0032**	**0.0386**	**0.0001**	**0.0001**	**0.6115**	**1.3628**	**1.3045**	**0.5838**	**0.0012**	**0.5802**	**0.6137**	**1.3737**	**1.3120**	**1.1542**	**3.1059**	**0.0056**	**1.3005**	**1.3134**

Residual NOx Running Emission Factors (g/km-veh) at different speeds

Speed (kph)	PC	TAXI	LGV3	LGV4	LGV6	HGV7	HGV8	PLB	PV4	PV5	NFB6	NFB7	NFB8	FBSD	FBDD	MC	HGV9	NFB9
21	0.0279	0.5227	0.9773	0.9802	0.4287	0.6371	1.084	0.4051	0.7582	0.4567	0.5233	0.7211	1.2262	0.7823	0.9831	0.2176	1.1056	1.2063
22	0.0273	0.5078	0.9368	0.9394	0.411	0.611	1.018	0.3941	0.7268	0.4436	0.5077	0.6912	1.1507	0.7339	0.9346	0.2147	1.039	1.1317
23	0.0268	0.4938	0.8981	0.9006	0.3941	0.5862	0.9583	0.3839	0.6968	0.4313	0.4932	0.6625	1.0822	0.6901	0.8918	0.2119	0.9785	1.064
24	0.0265	0.4808	0.8611	0.8634	0.3778	0.5624	0.9037	0.3744	0.6682	0.4199	0.4797	0.6351	1.0199	0.6501	0.8536	0.2091	0.9235	1.0025
25	0.026	0.4687	0.8256	0.8276	0.3624	0.5397	0.854	0.3653	0.6406	0.4092	0.4671	0.6087	0.963	0.6137	0.8195	0.2064	0.8732	0.9462
26	0.0255	0.4574	0.7914	0.7934	0.3475	0.5178	0.8083	0.3569	0.6142	0.3992	0.4553	0.5835	0.9108	0.5802	0.7885	0.2039	0.827	0.8947
27	0.0251	0.4467	0.7587	0.7604	0.3331	0.4967	0.7664	0.3489	0.5887	0.3898	0.4443	0.5592	0.8628	0.5495	0.7605	0.2014	0.7845	0.8472
28	0.0247	0.4366	0.7271	0.7286	0.3192	0.4765	0.7276	0.3413	0.5642	0.3809	0.4339	0.5358	0.8186	0.5211	0.7348	0.1989	0.7453	0.8035
29	0.0243	0.4271	0.6965	0.6979	0.3059	0.4569	0.6918	0.3341	0.5406	0.3725	0.4241	0.5131	0.7777	0.4949	0.7113	0.1967	0.7091	0.7631
30	0.0239	0.4182	0.6671	0.6683	0.293	0.438	0.6586	0.3272	0.5178	0.3646	0.4149	0.4914	0.7397	0.4706	0.6896	0.1944	0.6756	0.7257
31	0.0235	0.4097	0.581	0.5815	0.2555	0.3834	0.6278	0.3208	0.4508	0.3571	0.4061	0.4274	0.7045	0.448	0.6695	0.1922	0.6443	0.6908
32	0.0231	0.4016	0.5565	0.5568	0.2447	0.3676	0.599	0.3146	0.4318	0.3499	0.3978	0.4092	0.6717	0.427	0.6508	0.1901	0.6152	0.6585
33	0.0228	0.3939	0.5337	0.5339	0.2347	0.353	0.5722	0.3088	0.4141	0.3431	0.3899	0.3923	0.6411	0.4074	0.6334	0.188	0.588	0.6283
34	0.0224	0.3867	0.5124	0.5125	0.2254	0.3394	0.5471	0.3031	0.3977	0.3367	0.3824	0.3765	0.6124	0.3892	0.6172	0.1861	0.5627	0.6001
35	0.022	0.3797	0.4926	0.4926	0.2168	0.3266	0.5237	0.2978	0.3823	0.3305	0.3753	0.3619	0.5858	0.372	0.6019	0.1842	0.5389	0.5736
36	0.0217	0.373	0.4742	0.4741	0.2087	0.3148	0.5017	0.2927	0.3679	0.3246	0.3684	0.3482	0.5606	0.3559	0.5877	0.1823	0.5166	0.5488
37	0.0213	0.3667	0.4569	0.4567	0.2011	0.3036	0.481	0.2878	0.3545	0.319	0.362	0.3353	0.537	0.3408	0.5743	0.1805	0.4956	0.5256
38	0.021	0.3607	0.4406	0.4404	0.194	0.2931	0.4615	0.2832	0.3419	0.3136	0.3557	0.3233	0.5148	0.3266	0.5616	0.1788	0.4759	0.5036
39	0.0207	0.3548	0.4254	0.425	0.1873	0.2834	0.4432	0.2787	0.3301	0.3085	0.3497	0.312	0.4939	0.3133	0.5495	0.1772	0.4573	0.483
40	0.0204	0.3493	0.411	0.4106	0.1811	0.2741	0.4258	0.2744	0.3189	0.3036	0.344	0.3014	0.4741	0.3006	0.5382	0.1756	0.4397	0.4636
41	0.0201	0.3439	0.3975	0.397	0.1752	0.2654	0.4094	0.2703	0.3084	0.2988	0.3386	0.2914	0.4556	0.2887	0.5274	0.174	0.4231	0.4451
42	0.0198	0.3388	0.3847	0.3842	0.1696	0.2572	0.394	0.2663	0.2986	0.2943	0.3332	0.2819	0.438	0.2774	0.5172	0.1725	0.4074	0.4278
43	0.0195	0.3338	0.3727	0.3721	0.1643	0.2494	0.3793	0.2626	0.2892	0.2899	0.3282	0.273	0.4212	0.2667	0.5075	0.1711	0.3925	0.4114
44	0.0192	0.3291	0.3612	0.3606	0.1593	0.242	0.3654	0.259	0.2803	0.2857	0.3233	0.2646	0.4055	0.2567	0.4981	0.1698	0.3785	0.3958
45	0.019	0.3244	0.3505	0.3497	0.1546	0.235	0.3523	0.2556	0.272	0.2817	0.3186	0.2566	0.3905	0.2471	0.4893	0.1684	0.365	0.381
46	0.0187	0.32	0.3402	0.3395	0.15	0.2284	0.3397	0.2522	0.2641	0.2778	0.3141	0.249	0.3763	0.238	0.4808	0.1671	0.3524	0.367
47	0.0184	0.3157	0.3305	0.3296	0.1458	0.2221	0.3279	0.249	0.2564	0.2741	0.3098	0.2418	0.3627	0.2293	0.4727	0.1659	0.3403	0.3536
48	0.0181	0.3116	0.3212	0.3203	0.1418	0.2161	0.3165	0.2459	0.2493	0.2705	0.3055	0.2349	0.3499	0.2211	0.4649	0.1647	0.3288	0.3409
49	0.0178	0.3076	0.3124	0.3115	0.1379	0.2104	0.3057	0.243	0.2424	0.2671	0.3015	0.2284	0.3376	0.2133	0.4575	0.1636	0.3179	0.3288
50	0.0176	0.3037	0.304	0.303	0.1342	0.205	0.2955	0.2402	0.2359	0.2637	0.2975	0.2222	0.3259	0.2057	0.4504	0.1625	0.3074	0.3173
70	0.0134	0.262	0.1945	0.1929	0.0858	0.147	0.1863	0.2193	0.1505	0.2366	0.2642	0.1556	0.2012	0.1259	0.3691	0.1496	0.1968	0.1942
72	0.013	0.261	0.1876	0.1859	0.0826	0.147	0.1863	0.22	0.145	0.2369	0.2642	0.1556	0.2012	0.1259	0.3691	0.1491	0.1968	0.1942
74	0.0127	0.2602	0.1811	0.1793	0.0798	0.147	0.1863	0.2209	0.1399	0.2373	0.2642	0.1556	0.2012	0.1259	0.3691	0.1489	0.1968	0.1942
75	0.0125	0.2599	0.178	0.1762	0.0784	0.147	0.1863	0.2214	0.1374	0.2375	0.2642	0.1556	0.2012	0.1259	0.3691	0.1488	0.1968	0.1942
76	0.0123	0.2597	0.175	0.1731	0.0771	0.147	0.1863	0.222	0.1351	0.2377	0.2642	0.1556	0.2012	0.1259	0.3691	0.1487	0.1968	0.1942
77	0.0121	0.2596	0.1721	0.1701	0.0758	0.147	0.1863	0.2226	0.1328	0.2379	0.2642	0.1556	0.2012	0.1259	0.3691	0.1487	0.1968	0.1942
78	0.012	0.260	0.169	0.167	0.075	0.147	0.186	0.223	0.131	0.238	0.264	0.156	0.201	0.126	0.369	0.149	0.197	0.194
79	0.0118	0.2595	0.1666	0.1646	0.0734	0.147	0.1863	0.2238	0.1285	0.2385	0.2642	0.1556	0.2012	0.1259	0.3691	0.1487	0.1968	0.1942
80	0.0116	0.2596	0.164	0.1619	0.0722	0.147	0.1863	0.2245	0.1264	0.2387	0.2642	0.1556	0.2012	0.1259	0.3691	0.1488	0.1968	0.1942
81	0.0115	0.2597	0.1614	0.1593	0.0711	0.147	0.1863	0.2252	0.1243	0.239	0.2642	0.1556	0.2012	0.1259	0.3691	0.1489	0.1968	0.1942
82	0.0114	0.2599	0.159	0.1568	0.07	0.147	0.1863	0.226	0.1224	0.2394	0.2642	0.1556	0.2012	0.1259	0.3691	0.1491	0.1968	0.1942
83	0.0113	0.2601	0.1565	0.1544	0.0689	0.147	0.1863	0.2268	0.1205	0.2397	0.2642	0.1556	0.2012	0.1259	0.3691	0.1491	0.1968	0.1942
84	0.0111	0.2604	0.1541	0.152	0.0679	0.147	0.1863	0.2276	0.1186	0.24	0.2642	0.1556	0.2012	0.1259	0.3691	0.1494	0.1968	0.1942
85	0.011	0.2608	0.1519	0.1496	0.0669	0.147	0.1863	0.2285	0.1169	0.2404	0.2642	0.1556	0.2012	0.1259	0.3691	0.1496	0.1968	0.1942
86	0.0108	0.2613	0.1497	0.1475	0.0659	0.147	0.1863	0.2295	0.1151	0.2408	0.2642	0.1556	0.2012	0.1259	0.3691	0.1499	0.1968	0.1942
87	0.0107	0.2618	0.1476	0.1452	0.065	0.147	0.1863	0.2304	0.1134	0.241	0.2642	0.1556	0.2012	0.1259	0.3691	0.1502	0.1968	0.1942
88	0.0105	0.2623	0.1455	0.1431	0.064	0.147	0.1863	0.2314	0.1117	0.2415	0.2642	0.1556	0.2012	0.1259	0.3691	0.1506	0.1968	0.1942
89	0.0104	0.2629	0.1445	0.1421	0.0635	0.147	0.1863	0.2325	0.1109	0.2419	0.2642	0.1556	0.2012	0.1259	0.3691	0.151	0.1968	0.1942
90	0.0102	0.2636	0.1445	0.1421	0.0635	0.147	0.1863	0.2335	0.1109	0.2423	0.2642	0.1556	0.2012	0.1259	0.3691	0.1514	0.1968	0.1942
91	0.0101	0.2644	0.1446	0.1422	0.0635	0.147	0.1863	0.2347	0.1109	0.2428	0.2642	0.1556	0.2012	0.1259	0.3691	0.1518	0.1968	0.1942
92	0.01	0.2653	0.1447	0.1422	0.0635	0.147	0.1863	0.2358	0.111	0.2432	0.2642	0.1556	0.2012	0.1259	0.3691	0.1524	0.1968	0.1942
93	0.0098	0.2661	0.1447	0.1423	0.0635	0.147	0.1863	0.237	0.111	0.2437	0.2642	0.1556	0.2012	0.1259	0.3691	0.1529	0.1968	0.1942
94	0.0097	0.2671	0.1448	0.1423	0.0635	0.147	0.1863	0.2382	0.111	0.2442	0.2642	0.1556	0.2012	0.1259	0.3691	0.1534	0.1968	0.1942
95	0.0096	0.2682	0.1449	0.1424	0.0635	0.147	0.1863	0.2395	0.111	0.2447	0.2642	0.1556	0.2012	0.1259	0.3691	0.1541	0.1968	0.1942
96	0.0094	0.2693	0.1449	0.1424	0.0635	0.147	0.1863	0.2408	0.1111	0.2452	0.2642	0.1556	0.2012	0.1259	0.3691	0.1547	0.1968	0.1942
97	0.0094	0.2705	0.145	0.1425	0.0635	0.147	0.1863	0.2421	0.1111	0.2458	0.2642	0.1556	0.2012	0.1259	0.3691	0.1553	0.1968	0.1942
98	0.009	0.272	0.145	0.143	0.064	0.147	0.186	0.244	0.111	0.246	0.264	0.156	0.201	0.126	0.369	0.156	0.197	0.194
99	0.0092	0.2731	0.1451	0.1426	0.0635	0.147	0.1863	0.2448	0.1112	0.2469	0.2642	0.1556	0.2012	0.1259	0.3691	0.1568	0.1968	0.1942

Residual Start Emissions Factors (g/trip)

Soak Time	PC	TAXI	LGV3	LGV4	LGV6	HGV7	HGV8	PLB	PV4	PV5	NFB6	NFB7	NFB8	FBSD	FBDD	MC	HGV9	NFB9
5	0.0424	0.9611	0.0011	0.0008	0.0491	0.0866	0.0849	0.144	0.008	0.1037	0.0493	0.0872	0.0838	0.0883	0.2376	0.0357	0.0857	0.0834
10	0.0431	0.977	0.0012	0.0009	0.0884	0.1559	0.1529	0.2307	0.0097	0.1698	0.0888	0.1569	0.1509	0.159	0.4277	0.0462	0.1542	0.15
20	0.0445	1.0081	0.0014	0.0009	0.1179	0.2079	0.2039	0.3454	0.0127	0.2486	0.1184	0.2092	0.2012	0.2119	0.5704	0.0644	0.2057	0.2
30	0.0458	1.0382	0.0015	0.0009	0.167	0.2945	0.2888	0.4627	0.0152	0.3365	0.1677	0.2963	0.2851	0.3003	0.808	0.0795	0.2913	0.2834
40	0.0471	1.0671	0.0016	0.001	0.2063	0.3638	0.3568	0.5545	0.0171	0.4057	0.2072	0.3661	0.3522	0.3709	0.9981	0.0914	0.3599	0.35
50	0.0484	1.0953	0.0017	0.001	0.2752	0.4851	0.4757	0.6585	0.0185	0.4935	0.2762	0.4881	0.4696	0.4945	1.3308	0.0999	0.4798	0.4667
60	0.0495	1.1223	0.0018	0.0009	0.4029	0.7103	0.6966	0.8025	0.0194	0.6277	0.4043	0.7147	0.6876	0.7241	1.9486	0.1054	0.7027	0.6833
120	0.0551	1.2491	0.002	0.001	0.5012	0.8835	0.8665	0.9073	0.02	0.7273	0.503	0.889	0.8553	0.9007	2.4239	0.1065	0.874	0.85
180	0.0607	1.3763	0.0021	0.0011	0.7371	1.2994	1.2743	1.1301	0.0221	0.9497	0.7397	1.3074	1.2577	1.3246	3.5645	0.1073	1.2852	1.2499
240	0.0602	1.365	0.0021	0.0011	0.9631	1.6978	1.6651	1.3428	0.0219	1.1624	0.9665	1.7083	1.6434	1.7308	4.6577	0.1058	1.6794	1.6332
300	0.0594	1.3459	0.0021	0.0011	1.081	1.9056	1.869	1.4518	0.0218	1.272	1.0849	1.9175	1.8447	1.9427	5.2279	0.104	1.885	1.8332
360	0.0582	1.319	0.0021	0.0011	1.2776	2.2522	2.2087	1.6347	0.0215	1.4558	1.2822	2.2661	2.1801	2.2959	6.1785	0.1017	2.2278	2.1666
420	0.0567	1.2844	0.002	0.0011	1.4053	2.4774	2.4296	1.7513	0.0211	1.5739	1.4104	2.4927	2.3981	2.5255	6.7963	0.0992	2.4505	2.3832
480	0.0548	1.2418	0.002	0.001	1.4741	2.5986	2.5485	1.8111	0.0207	1.6356	1.4794	2.6148	2.5155	2.6491	7.129	0.0961	2.5705	2.4999
540	0.0526	1.1916	0.0019	0.001	1.5135	2.668	2.6165	1.8419	0.0202	1.669	1.5188	2.6844	2.5826	2.7198	7.3191	0.0927	2.6391	2.5666
600	0.0501	1.1335	0.0018	0.0009	1.5528	2.7373	2.6845	1.8719	0.0197	1.7018	1.5583	2.7542	2.6496	2.7904	7.5092	0.089	2.7076	2.6332
660	0.0471	1.0676	0.0017	0.001	1.5724	2.7719	2.7184	1.8822	0.019	1.7156	1.578	2.789	2.6832	2.8258	7.6043	0.0848	2.7418	2.6666
720	0.0439	0.9939	0.0016	0.0009	1.5724	2.7719	2.7184	1.8732	0.0183	1.7102	1.578	2.789	2.6832	2.8258	7.6043	0.0802	2.7418	2.6666
MAX	**0.0607**	**1.3763**	**0.0021**	**0.0011**	**1.5724**	**2.7719**	**2.7184**	**1.8822**	**0.0221**	**1.7156**	**1.5780**	**2.7890**	**2.6832**	**2.8258**	**7.6043**	**0.1073**	**2.7418**	**2.6666**

RSP/PM10 Running Emission Factors (g/km-veh) at different speeds

Speed (kph)	PC	TAXI	LGV3	LGV4	LGV6	HGV7	HGV8	PLB	PV4	PV5	NFB6	NFB7	NFB8	FBSD	FBDD	MC	HGV9	NFB9
21	0.0057	0	0.0107	0.0106	0.0152	0.0301	0.0422	0.0361	0.007	0.0281	0.043	0.035	0.0638	0.015	0.0238	0.0061	0.0428	0.0578
22	0.0054	0	0.0104	0.0103	0.0149	0.0296	0.0409	0.0351	0.0067	0.0273	0.0419	0.0345	0.0618	0.0146	0.0232	0.0058	0.0415	0.056
23	0.0052	0	0.0101	0.01	0.0146	0.0291	0.0397	0.0342	0.0065	0.0266	0.0408	0.034	0.0601	0.0143	0.0226	0.0056	0.0403	0.0544
24	0.0049	0	0.0099	0.0098	0.0143	0.0287	0.0387	0.0334	0.0064	0.026	0.0398	0.0335	0.0584	0.0139	0.0221	0.0053	0.0392	0.0529
25	0.0047	0	0.0096	0.0095	0.014	0.0283	0.0376	0.0326	0.0062	0.0254	0.0389	0.033	0.0569	0.0136	0.0216	0.0051	0.0382	0.0515
26	0.0045	0	0.0094	0.0093	0.0138	0.0279	0.0367	0.0319	0.006	0.0248	0.038	0.0326	0.0554	0.0133	0.0211	0.0049	0.0372	0.0502
27	0.0043	0	0.0091	0.0091	0.0135	0.0275	0.0358	0.0312	0.0058	0.0243	0.0372	0.0322	0.0541	0.0131	0.0207	0.0047	0.0363	0.049
28	0.0042	0	0.0089	0.0088	0.0133	0.0271	0.035	0.0305	0.0057	0.0237	0.0364	0.0318	0.0528	0.0128	0.0203	0.0045	0.0355	0.0479
29	0.004	0	0.0087	0.0086	0.0131	0.0268	0.0342	0.0299	0.0055	0.0233	0.0357	0.0314	0.0517	0.0126	0.0199	0.0043	0.0347	0.0468
30	0.0038	0	0.0085	0.0084	0.0129	0.0264	0.0335	0.0294	0.0054	0.0228	0.0351	0.031	0.0505	0.0123	0.0195	0.0042	0.0339	0.0458
31	0.0037	0	0.0083	0.0082	0.0127	0.0261	0.0328	0.0288	0.0052	0.0224	0.0344	0.0306	0.0495	0.0121	0.0192	0.004	0.0332	0.0449
32	0.0036	0	0.0081	0.008	0.0126	0.0258	0.0321	0.0283	0.0051	0.022	0.0338	0.0302	0.0485	0.0119	0.0189	0.0039	0.0326	0.044
33	0.0034	0	0.0079	0.0078	0.0124	0.0255	0.0315	0.0279	0.005	0.0216	0.0332	0.0299	0.0476	0.0117	0.0185	0.0037	0.0319	0.0431
34	0.0033	0	0.0077	0.0077	0.0122	0.0252	0.0309	0.0274	0.0049	0.0213	0.0327	0.0295	0.0467	0.0115	0.0182	0.0036	0.0314	0.0423
35	0.0032	0	0.0075	0.0075	0.0121	0.0249	0.0303	0.027	0.0047	0.0209	0.0322	0.0292	0.0458	0.0113	0.018	0.0035	0.0308	0.0416
36	0.0031	0	0.0074	0.0073	0.012	0.0246	0.0298	0.0266	0.0046	0.0206	0.0317	0.0289	0.0451	0.0111	0.0177	0.0034	0.0303	0.0408
37	0.003	0	0.0072	0.0072	0.0118	0.0243	0.0293	0.0262	0.0045	0.0203	0.0313	0.0286	0.0443	0.011	0.0174	0.0032	0.0298	0.0402
38	0.0029	0	0.0071	0.007	0.0117	0.0241	0.0289	0.0258	0.0044	0.02	0.0308	0.0283	0.0436	0.0108	0.0172	0.0031	0.0293	0.0395
39	0.0028	0	0.0069	0.0069	0.0116	0.0238	0.0284	0.0255	0.0043	0.0198	0.0304	0.028	0.0429	0.0107	0.0169	0.003	0.0288	0.0389
40	0.0027	0	0.0068	0.0067	0.0115	0.0236	0.028	0.0252	0.0042	0.0195	0.0301	0.0277	0.0423	0.0105	0.0167	0.0029	0.0284	0.0383
41	0.0026	0	0.0066	0.0066	0.0114	0.0233	0.0276	0.0249	0.0041	0.0193	0.0297	0.0274	0.0417	0.0104	0.0165	0.0029	0.028	0.0378
42	0.0025	0	0.0065	0.0065	0.0113	0.0231	0.0272	0.0246	0.0041	0.0191	0.0293	0.0271	0.0411	0.0102	0.0162	0.0028	0.0276	0.0372
43	0.0025	0	0.0064	0.0063	0.0112	0.0229	0.0268	0.0243	0.004	0.0188	0.029	0.0269	0.0405	0.0101	0.016	0.0027	0.0272	0.0367
44	0.0024	0	0.0063	0.0062	0.0111	0.0226	0.0265	0.024	0.0039	0.0186	0.0287	0.0266	0.04	0.01	0.0158	0.0026	0.0268	0.0363
45	0.0023	0	0.0061	0.0061	0.0111	0.0224	0.0261	0.0238	0.0038	0.0184	0.0284	0.0263	0.0395	0.0099	0.0156	0.0026	0.0265	0.0358
46	0.0023	0	0.006	0.006	0.011	0.0222	0.0258	0.0236	0.0037	0.0183	0.0281	0.0261	0.039	0.0097	0.0154	0.0025	0.0262	0.0354
47	0.0022	0	0.0059	0.0059	0.0109	0.022	0.0255	0.0233	0.0037	0.0181	0.0279	0.0258	0.0386	0.0096	0.0153	0.0024	0.0259	0.0349
48	0.0022	0	0.0058	0.0058	0.0109	0.0218	0.0252	0.0231	0.0036	0.0179	0.0276	0.0256	0.0381	0.0095	0.0151	0.0024	0.0256	0.0346
49	0.0021	0	0.0057	0.0057	0.0108	0.0216	0.0249	0.0229	0.0035	0.0178	0.0274	0.0254	0.0377	0.0094	0.0149	0.0023	0.0253	0.0342
50	0.0021	0	0.0056	0.0056	0.0108	0.0214	0.0247	0.0228	0.0035	0.0176	0.0272	0.0251	0.0373	0.0093	0.0147	0.0023	0.025	0.0338
70	0.0016	0	0.0043	0.0042	0.0107	0.0188	0.0221	0.0208	0.0026	0.0161	0.0251	0.0222	0.0332	0.008	0.0128	0.0017	0.0225	0.0301
72	0.0015	0	0.0042	0.0041	0.0108	0.0188	0.0221	0.0207	0.0026	0.0161	0.0251	0.0222	0.0332	0.008	0.0128	0.0017	0.0225	0.0301
74	0.0015	0	0.0041	0.0041	0.0109	0.0188	0.0221	0.0207	0.0025	0.0161	0.0251	0.0222	0.0332	0.008	0.0128	0.0017	0.0225	0.0301
75	0.0015	0	0.0041	0.004	0.0109	0.0188	0.0221	0.0207	0.0025	0.0161	0.0251	0.0222	0.0332	0.008	0.0128	0.0017	0.0225	0.0301
76	0.0015	0	0.004	0.004	0.011	0.0188	0.0221	0.0207	0.0025	0.0161	0.0251	0.0222	0.0332	0.008	0.0128	0.0017	0.0225	0.0301
77	0.0015	0	0.004	0.004	0.011	0.0188	0.0221	0.0207	0.0025	0.0161	0.0251	0.0222	0.0332	0.008	0.0128	0.0017	0.0225	0.0301
78	0.002	0.000	0.004	0.004	0.011	0.019	0.022	0.021	0.003	0.016	0.025	0.022	0.033	0.008	0.013	0.002	0.023	0.030
79	0.0015	0	0.0039	0.0039	0.0112	0.0188	0.0221	0.0208	0.0024	0.0161	0.0251	0.0222	0.0332	0.008	0.0128	0.0017	0.0225	0.0301
80	0.0015	0	0.0039	0.0039	0.0113	0.0188	0.0221	0.0208	0.0024	0.0161	0.0251	0.0222	0.0332	0.008	0.0128	0.0017	0.0225	0.0301
81	0.0015	0	0.0039	0.0038	0.0114	0.0188	0.0221	0.0208	0.0024	0.0162	0.0251	0.0222	0.0332	0.008	0.0128	0.0017	0.0225	0.0301
82	0.0015	0	0.0038	0.0038	0.0115	0.0188	0.0221	0.0209	0.0024	0.0162	0.0251	0.0222	0.0332	0.008	0.0128	0.0017	0.0225	0.0301
83	0.0015	0	0.0038	0.0038	0.0116	0.0188	0.0221	0.0209	0.0024	0.0162	0.0251	0.0222	0.0332	0.008	0.0128	0.0017	0.0225	0.0301
84	0.0015	0	0.0038	0.0038	0.0117	0.0188	0.0221	0.021	0.0024	0.0163	0.0251	0.0222	0.0332	0.008	0.0128	0.0017	0.0225	0.0301
85	0.0016	0	0.0038	0.0038	0.0118	0.0188	0.0221	0.021	0.0024	0.0163	0.0251	0.0222	0.0332	0.008	0.0128	0.0017	0.0225	0.0301
86	0.0016	0	0.0038	0.0037	0.0119	0.0188	0.0221	0.0211	0.0024	0.0164	0.0251	0.0222	0.0332	0.008	0.0128	0.0017	0.0225	0.0301
87	0.0016	0	0.0037	0.0037	0.012	0.0188	0.0221	0.0212	0.0024	0.0164	0.0251	0.0222	0.0332	0.008	0.0128	0.0017	0.0225	0.0301
88	0.0016	0	0.0037	0.0037	0.0122	0.0188	0.0221	0.0213	0.0023	0.0165	0.0251	0.0222	0.0332	0.008	0.0128	0.0018	0.0225	0.0301
89	0.0016	0	0.0037	0.0037	0.0123	0.0188	0.0221	0.0214	0.0023	0.0166	0.0251	0.0222	0.0332	0.008	0.0128	0.0018	0.0225	0.0301
90	0.0016	0	0.0037	0.0037	0.0125	0.0188	0.0221	0.0214	0.0023	0.0166	0.0251	0.0222	0.0332	0.008	0.0128	0.0018	0.0225	0.0301
91	0.0016	0	0.0037	0.0037	0.0126	0.0188	0.0221	0.0216	0.0023	0.0167	0.0251	0.0222	0.0332	0.008	0.0128	0.0018	0.0225	0.0301
92	0.0017	0	0.0037	0.0037	0.0128	0.0188	0.0221	0.0217	0.0023	0.0168	0.0251	0.0222	0.0332	0.008	0.0128	0.0018	0.0225	0.0301
93	0.0017	0	0.0037	0.0036	0.013	0.0188	0.0221	0.0218	0.0023	0.0169	0.0251	0.0222	0.0332	0.008	0.0128	0.0019	0.0225	0.0301
94	0.0017	0	0.0037	0.0036	0.0132	0.0188	0.0221	0.0219	0.0023	0.017	0.0251	0.0222	0.0332	0.008	0.0128	0.0019	0.0225	0.0301
95	0.0017	0	0.0037	0.0036	0.0134	0.0188	0.0221	0.022	0.0023	0.0171	0.0251	0.0222	0.0332	0.008	0.0128	0.0019	0.0225	0.0301
96	0.0017	0	0.0037	0.0036	0.0136	0.0188	0.0221	0.0222	0.0023	0.0172	0.0251	0.0222	0.0332	0.008	0.0128	0.0019	0.0225	0.0301
97	0.0018	0	0.0036	0.0036	0.0138	0.0188	0.0221	0.0223	0.0023	0.0173	0.0251	0.0222	0.0332	0.008	0.0128	0.002	0.0225	0.0301
98	0.002	0.000	0.004	0.004	0.014	0.019	0.022	0.023	0.002	0.017	0.025	0.022	0.033	0.008	0.013	0.002	0.023	0.030
99	0.0018	0	0.0036	0.0036	0.0144	0.0188	0.0221	0.0227	0.0023	0.0176	0.0251	0.0222	0.0332	0.008	0.0128	0.002	0.0225	0.0301

RSP/PM10 Start Emissions Factors (g/trip)

Soak Time	PC	TAXI	LGV3	LGV4	LGV6	HGV7	HGV8	PLB	PV4	PV5	NFB6	NFB7	NFB8	FBSD	FBDD	MC	HGV9	NFB9
5	0.0004	0	0	0	0	0	0	0	0	0	0	0	0	0	0	0.0013	0	0
10	0.0008	0	0	0	0	0	0	0	0.0001	0	0	0	0	0	0	0.0018	0	0
20	0.0015	0	0	0	0	0	0	0	0.0002	0	0	0	0	0	0	0.0027	0	0
30	0.0022	0	0	0	0	0	0	0	0.0003	0	0	0	0	0	0	0.0035	0	0
40	0.0029	0	0	0	0	0	0	0	0.0004	0	0	0	0	0	0	0.0043	0	0
50	0.0036	0	0	0	0	0	0	0	0.0004	0	0	0	0	0	0	0.005	0	0
60	0.0042	0	0	0	0	0	0	0	0.0005	0	0	0	0	0	0	0.0056	0	0
120	0.0069	0	0	0	0	0	0	0	0.0008	0	0	0	0	0	0	0.0079	0	0
180	0.0078	0	0	0	0	0	0	0	0.0008	0	0	0	0	0	0	0.0084	0	0
240	0.0085	0	0	0	0	0	0	0	0.0009	0	0	0	0	0	0	0.0088	0	0
300	0.0092	0	0	0	0	0	0	0	0.001	0	0	0	0	0	0	0.0093	0	0
360	0.0097	0	0	0	0	0	0	0	0.001	0	0	0	0	0	0	0.0097	0	0
420	0.0102	0	0	0	0	0	0	0	0.0011	0	0	0	0	0	0	0.0101	0	0
480	0.0106	0	0	0	0	0	0	0	0.0011	0	0	0	0	0	0	0.0105	0	0
540	0.0109	0	0	0	0	0	0	0	0.0011	0	0	0	0	0	0	0.0108	0	0
600	0.011	0	0	0	0	0	0	0	0.0012	0	0	0	0	0	0	0.0111	0	0
660	0.0111	0	0	0	0	0	0	0	0.0012	0	0	0	0	0	0	0.0115	0	0
720	0.0111	0	0	0	0	0	0	0	0.0012	0	0	0	0	0	0	0.0117	0	0
MAX	**0.0111**	**0.0000**	**0.0000**	**0.0000**	**0.0000**	**0.0000**	**0.0000**	**0.0000**	**0.0012**	**0.0000**	**0.0000**	**0.0000**	**0.0000**	**0.0000**	**0.0000**	**0.0117**	**0.0000**	**0.0000**

FSP/PM2.5 Running Emission Factors (g/km-veh) at different speeds

Speed (kph)	PC	TAXI	LGV3	LGV4	LGV6	HGV7	HGV8	PLB	PV4	PV5	NFB6	NFB7	NFB8	FBSD	FBDD	MC	HGV9	NFB9
21	0.0053	0	0.0098	0.0098	0.014	0.0277	0.0388	0.0332	0.0064	0.0258	0.0396	0.0322	0.0587	0.0138	0.0219	0.0055	0.0394	0.0532
22	0.005	0	0.0096	0.0095	0.0137	0.0272	0.0376	0.0323	0.0062	0.0252	0.0385	0.0317	0.0569	0.0134	0.0213	0.0053	0.0382	0.0516
23	0.0048	0	0.0093	0.0092	0.0134	0.0268	0.0366	0.0315	0.006	0.0245	0.0376	0.0313	0.0553	0.0131	0.0208	0.005	0.0371	0.0501
24	0.0046	0	0.0091	0.009	0.0131	0.0264	0.0356	0.0307	0.0059	0.0239	0.0366	0.0308	0.0537	0.0128	0.0203	0.0048	0.0361	0.0487
25	0.0044	0	0.0088	0.0088	0.0129	0.026	0.0346	0.03	0.0057	0.0233	0.0358	0.0304	0.0523	0.0125	0.0199	0.0046	0.0351	0.0474
26	0.0042	0	0.0086	0.0085	0.0127	0.0257	0.0338	0.0293	0.0055	0.0228	0.035	0.03	0.051	0.0123	0.0195	0.0044	0.0342	0.0462
27	0.004	0	0.0084	0.0083	0.0124	0.0253	0.0329	0.0287	0.0054	0.0223	0.0342	0.0296	0.0498	0.012	0.0191	0.0042	0.0334	0.0451
28	0.0039	0	0.0082	0.0081	0.0122	0.025	0.0322	0.0281	0.0052	0.0218	0.0335	0.0292	0.0486	0.0118	0.0187	0.0041	0.0326	0.0441
29	0.0037	0	0.008	0.0079	0.0121	0.0246	0.0315	0.0275	0.0051	0.0214	0.0329	0.0288	0.0475	0.0115	0.0183	0.0039	0.0319	0.0431
30	0.0036	0	0.0078	0.0077	0.0119	0.0243	0.0308	0.027	0.005	0.021	0.0322	0.0285	0.0465	0.0113	0.018	0.0038	0.0312	0.0421
31	0.0034	0	0.0076	0.0076	0.0117	0.024	0.0301	0.0265	0.0048	0.0206	0.0317	0.0281	0.0455	0.0111	0.0177	0.0036	0.0306	0.0413
32	0.0033	0	0.0074	0.0074	0.0115	0.0237	0.0295	0.0261	0.0047	0.0202	0.0311	0.0278	0.0446	0.0109	0.0174	0.0035	0.03	0.0404
33	0.0032	0	0.0073	0.0072	0.0114	0.0234	0.029	0.0256	0.0046	0.0199	0.0306	0.0275	0.0438	0.0108	0.0171	0.0034	0.0294	0.0397
34	0.0031	0	0.0071	0.007	0.0113	0.0232	0.0284	0.0252	0.0045	0.0196	0.0301	0.0272	0.043	0.0106	0.0168	0.0032	0.0288	0.0389
35	0.003	0	0.0069	0.0069	0.0111	0.0229	0.0279	0.0248	0.0044	0.0193	0.0296	0.0269	0.0422	0.0104	0.0165	0.0031	0.0283	0.0382
36	0.0029	0	0.0068	0.0067	0.011	0.0226	0.0274	0.0245	0.0043	0.019	0.0292	0.0266	0.0415	0.0103	0.0163	0.003	0.0278	0.0376
37	0.0028	0	0.0066	0.0066	0.0109	0.0224	0.027	0.0241	0.0042	0.0187	0.0288	0.0263	0.0408	0.0101	0.016	0.0029	0.0274	0.0369
38	0.0027	0	0.0065	0.0065	0.0108	0.0222	0.0265	0.0238	0.0041	0.0184	0.0284	0.026	0.0401	0.01	0.0158	0.0028	0.0269	0.0363
39	0.0026	0	0.0064	0.0063	0.0107	0.0219	0.0261	0.0235	0.004	0.0182	0.028	0.0257	0.0395	0.0098	0.0156	0.0027	0.0265	0.0358
40	0.0025	0	0.0062	0.0062	0.0106	0.0217	0.0257	0.0232	0.0039	0.018	0.0276	0.0255	0.0389	0.0097	0.0153	0.0027	0.0261	0.0352
41	0.0024	0	0.0061	0.0061	0.0105	0.0215	0.0254	0.0229	0.0038	0.0177	0.0273	0.0252	0.0383	0.0095	0.0151	0.0026	0.0257	0.0347
42	0.0024	0	0.006	0.0059	0.0104	0.0212	0.025	0.0226	0.0037	0.0175	0.027	0.025	0.0378	0.0094	0.0149	0.0025	0.0254	0.0343
43	0.0023	0	0.0059	0.0058	0.0103	0.021	0.0247	0.0224	0.0037	0.0173	0.0267	0.0247	0.0373	0.0093	0.0147	0.0024	0.025	0.0338
44	0.0022	0	0.0058	0.0057	0.0103	0.0208	0.0243	0.0221	0.0036	0.0171	0.0264	0.0245	0.0368	0.0092	0.0146	0.0024	0.0247	0.0334
45	0.0022	0	0.0056	0.0056	0.0102	0.0206	0.024	0.0219	0.0035	0.017	0.0261	0.0242	0.0363	0.0091	0.0144	0.0023	0.0244	0.0329
46	0.0021	0	0.0055	0.0055	0.0101	0.0204	0.0237	0.0217	0.0034	0.0168	0.0259	0.024	0.0359	0.009	0.0142	0.0022	0.0241	0.0325
47	0.0021	0	0.0054	0.0054	0.0101	0.0202	0.0235	0.0215	0.0034	0.0166	0.0256	0.0238	0.0355	0.0089	0.014	0.0022	0.0238	0.0322
48	0.002	0	0.0053	0.0053	0.01	0.02	0.0232	0.0213	0.0033	0.0165	0.0254	0.0236	0.0351	0.0087	0.0139	0.0021	0.0235	0.0318
49	0.002	0	0.0052	0.0052	0.01	0.0199	0.0229	0.0211	0.0033	0.0164	0.0252	0.0233	0.0347	0.0086	0.0137	0.0021	0.0233	0.0314
50	0.0019	0	0.0052	0.0051	0.0099	0.0197	0.0227	0.0209	0.0032	0.0162	0.025	0.0231	0.0343	0.0086	0.0136	0.002	0.023	0.0311
70	0.0014	0	0.0039	0.0039	0.0098	0.0173	0.0203	0.0191	0.0024	0.0148	0.0231	0.0204	0.0305	0.0074	0.0117	0.0015	0.0207	0.0277
72	0.0014	0	0.0038	0.0038	0.0099	0.0173	0.0203	0.0191	0.0024	0.0148	0.0231	0.0204	0.0305	0.0074	0.0117	0.0015	0.0207	0.0277
74	0.0014	0	0.0038	0.0037	0.01	0.0173	0.0203	0.019	0.0023	0.0148	0.0231	0.0204	0.0305	0.0074	0.0117	0.0015	0.0207	0.0277
75	0.0014	0	0.0037	0.0037	0.01	0.0173	0.0203	0.019	0.0023	0.0148	0.0231	0.0204	0.0305	0.0074	0.0117	0.0015	0.0207	0.0277
76	0.0014	0	0.0037	0.0037	0.0101	0.0173	0.0203	0.0191	0.0023	0.0148	0.0231	0.0204	0.0305	0.0074	0.0117	0.0015	0.0207	0.0277
77	0.0014	0	0.0037	0.0036	0.0102	0.0173	0.0203	0.0191	0.0023	0.0148	0.0231	0.0204	0.0305	0.0074	0.0117	0.0015	0.0207	0.0277
78	0.001	0.000	0.004	0.004	0.010	0.017	0.020	0.019	0.002	0.015	0.023	0.020	0.031	0.007	0.012	0.002	0.021	0.028
79	0.0014	0	0.0036	0.0036	0.0103	0.0173	0.0203	0.0191	0.0022	0.0148	0.0231	0.0204	0.0305	0.0074	0.0117	0.0015	0.0207	0.0277
80	0.0014	0	0.0036	0.0036	0.0104	0.0173	0.0203	0.0191	0.0022	0.0148	0.0231	0.0204	0.0305	0.0074	0.0117	0.0015	0.0207	0.0277
81	0.0014	0	0.0036	0.0035	0.0104	0.0173	0.0203	0.0192	0.0022	0.0149	0.0231	0.0204	0.0305	0.0074	0.0117	0.0015	0.0207	0.0277
82	0.0014	0	0.0035	0.0035	0.0105	0.0173	0.0203	0.0192	0.0022	0.0149	0.0231	0.0204	0.0305	0.0074	0.0117	0.0015	0.0207	0.0277
83	0.0014	0	0.0035	0.0035	0.0106	0.0173	0.0203	0.0192	0.0022	0.0149	0.0231	0.0204	0.0305	0.0074	0.0117	0.0015	0.0207	0.0277
84	0.0014	0	0.0035	0.0035	0.0107	0.0173	0.0203	0.0193	0.0022	0.015	0.0231	0.0204	0.0305	0.0074	0.0117	0.0015	0.0207	0.0277
85	0.0014	0	0.0035	0.0035	0.0108	0.0173	0.0203	0.0194	0.0022	0.015	0.0231	0.0204	0.0305	0.0074	0.0117	0.0015	0.0207	0.0277
86	0.0014	0	0.0035	0.0034	0.0109	0.0173	0.0203	0.0194	0.0022	0.0151	0.0231	0.0204	0.0305	0.0074	0.0117	0.0016	0.0207	0.0277
87	0.0015	0	0.0034	0.0034	0.0111	0.0173	0.0203	0.0195	0.0022	0.0151	0.0231	0.0204	0.0305	0.0074	0.0117	0.0016	0.0207	0.0277
88	0.0015	0	0.0034	0.0034	0.0112	0.0173	0.0203	0.0196	0.0022	0.0152	0.0231	0.0204	0.0305	0.0074	0.0117	0.0016	0.0207	0.0277
89	0.0015	0	0.0034	0.0034	0.0113	0.0173	0.0203	0.0196	0.0022	0.0152	0.0231	0.0204	0.0305	0.0074	0.0117	0.0016	0.0207	0.0277
90	0.0015	0	0.0034	0.0034	0.0115	0.0173	0.0203	0.0197	0.0022	0.0153	0.0231	0.0204	0.0305	0.0074	0.0117	0.0016	0.0207	0.0277
91	0.0015	0	0.0034	0.0034	0.0116	0.0173	0.0203	0.0198	0.0021	0.0154	0.0231	0.0204	0.0305	0.0074	0.0117	0.0016	0.0207	0.0277
92	0.0015	0	0.0034	0.0034	0.0118	0.0173	0.0203	0.0199	0.0021	0.0155	0.0231	0.0204	0.0305	0.0074	0.0117	0.0016	0.0207	0.0277
93	0.0016	0	0.0034	0.0034	0.0119	0.0173	0.0203	0.02	0.0021	0.0155	0.0231	0.0204	0.0305	0.0074	0.0117	0.0017	0.0207	0.0277
94	0.0016	0	0.0034	0.0033	0.0121	0.0173	0.0203	0.0202	0.0021	0.0156	0.0231	0.0204	0.0305	0.0074	0.0117	0.0017	0.0207	0.0277
95	0.0016	0	0.0034	0.0033	0.0123	0.0173	0.0203	0.0203	0.0021	0.0157	0.0231	0.0204	0.0305	0.0074	0.0117	0.0017	0.0207	0.0277
96	0.0016	0	0.0034	0.0033	0.0125	0.0173	0.0203	0.0204	0.0021	0.0158	0.0231	0.0204	0.0305	0.0074	0.0117	0.0017	0.0207	0.0277
97	0.0016	0	0.0034	0.0033	0.0127	0.0173	0.0203	0.0206	0.0022	0.0159	0.0231	0.0204	0.0305	0.0074	0.0117	0.0018	0.0207	0.0277
98	0.002	0.000	0.003	0.003	0.013	0.017	0.020	0.021	0.002	0.016	0.023	0.020	0.031	0.007	0.012	0.002	0.021	0.028
99	0.0017	0	0.0034	0.0033	0.0132	0.0173	0.0203	0.0209	0.0022	0.0162	0.0231	0.0204	0.0305	0.0074	0.0117	0.0018	0.0207	0.0277

FSP/PM2.5 Start Emissions Factors (g/trip)

Soak Time	PC	TAXI	LGV3	LGV4	LGV6	HGV7	HGV8	PLB	PV4	PV5	NFB6	NFB7	NFB8	FBSD	FBDD	MC	HGV9	NFB9
5	0.0004	0	0	0	0	0	0	0	0	0	0	0	0	0	0	0.0011	0	0
10	0.0007	0	0	0	0	0	0	0	0.0001	0	0	0	0	0	0	0.0015	0	0
20	0.0014	0	0	0	0	0	0	0	0.0002	0	0	0	0	0	0	0.0024	0	0
30	0.0021	0	0	0	0	0	0	0	0.0003	0	0	0	0	0	0	0.0032	0	0
40	0.0027	0	0	0	0	0	0	0	0.0003	0	0	0	0	0	0	0.0039	0	0
50	0.0033	0	0	0	0	0	0	0	0.0004	0	0	0	0	0	0	0.0046	0	0
60	0.0039	0	0	0	0	0	0	0	0.0005	0	0	0	0	0	0	0.0052	0	0
120	0.0064	0	0	0	0	0	0	0	0.0007	0	0	0	0	0	0	0.0072	0	0
180	0.0072	0	0	0	0	0	0	0	0.0008	0	0	0	0	0	0	0.0076	0	0
240	0.0079	0	0	0	0	0	0	0	0.0008	0	0	0	0	0	0	0.008	0	0
300	0.0085	0	0	0	0	0	0	0	0.0009	0	0	0	0	0	0	0.0084	0	0
360	0.009	0	0	0	0	0	0	0	0.0009	0	0	0	0	0	0	0.0088	0	0
420	0.0095	0	0	0	0	0	0	0	0.001	0	0	0	0	0	0	0.0091	0	0
480	0.0098	0	0	0	0	0	0	0	0.001	0	0	0	0	0	0	0.0094	0	0
540	0.0101	0	0	0	0	0	0	0	0.0011	0	0	0	0	0	0	0.0097	0	0
600	0.0102	0	0	0	0	0	0	0	0.0011	0	0	0	0	0	0	0.01	0	0
660	0.0103	0	0	0	0	0	0	0	0.0011	0	0	0	0	0	0	0.0103	0	0
720	0.0103	0	0	0	0	0	0	0	0.0011	0	0	0	0	0	0	0.0106	0	0
MAX	**0.0103**	**0.0000**	**0.0000**	**0.0000**	**0.0000**	**0.0000**	**0.0000**	**0.0000**	**0.0011**	**0.0000**	**0.0000**	**0.0000**	**0.0000**	**0.0000**	**0.0000**	**0.0106**	**0.0000**	**0.0000**

TSP/PM30 Running Emission Factors (g/km-veh) at different speeds

Speed (kph)	PC	TAXI	LGV3	LGV4	LGV6	HGV7	HGV8	PLB	PV4	PV5	NFB6	NFB7	NFB8	FBSD	FBDD	MC	HGV9	NFB9
21	0.0058	0	0.0107	0.0106	0.0152	0.0301	0.0422	0.0361	0.007	0.0281	0.043	0.035	0.0638	0.015	0.0238	0.0063	0.0428	0.0578
22	0.0056	0	0.0104	0.0103	0.0149	0.0296	0.0409	0.0351	0.0068	0.0273	0.0419	0.0345	0.0618	0.0146	0.0232	0.0061	0.0415	0.056
23	0.0053	0	0.0101	0.0101	0.0146	0.0291	0.0397	0.0342	0.0066	0.0266	0.0408	0.034	0.0601	0.0143	0.0226	0.0058	0.0403	0.0544
24	0.0051	0	0.0099	0.0098	0.0143	0.0287	0.0387	0.0334	0.0064	0.026	0.0398	0.0335	0.0584	0.0139	0.0221	0.0056	0.0392	0.0529
25	0.0049	0	0.0096	0.0095	0.014	0.0283	0.0376	0.0326	0.0062	0.0254	0.0389	0.033	0.0569	0.0136	0.0216	0.0053	0.0382	0.0515
26	0.0047	0	0.0094	0.0093	0.0138	0.0279	0.0367	0.0319	0.006	0.0248	0.038	0.0326	0.0554	0.0133	0.0211	0.0051	0.0372	0.0502
27	0.0045	0	0.0091	0.0091	0.0135	0.0275	0.0358	0.0312	0.0059	0.0243	0.0372	0.0322	0.0541	0.0131	0.0207	0.0049	0.0363	0.049
28	0.0043	0	0.0089	0.0088	0.0133	0.0271	0.035	0.0305	0.0057	0.0237	0.0364	0.0318	0.0528	0.0128	0.0203	0.0047	0.0355	0.0479
29	0.0041	0	0.0087	0.0086	0.0131	0.0268	0.0342	0.0299	0.0056	0.0233	0.0357	0.0314	0.0517	0.0126	0.0199	0.0045	0.0347	0.0468
30	0.004	0	0.0085	0.0084	0.0129	0.0264	0.0335	0.0294	0.0054	0.0228	0.0351	0.031	0.0505	0.0123	0.0195	0.0043	0.0339	0.0458
31	0.0038	0	0.0083	0.0082	0.0127	0.0261	0.0328	0.0288	0.0053	0.0224	0.0344	0.0306	0.0495	0.0121	0.0192	0.0042	0.0332	0.0449
32	0.0037	0	0.0081	0.008	0.0126	0.0258	0.0321	0.0283	0.0051	0.022	0.0338	0.0302	0.0485	0.0119	0.0189	0.004	0.0326	0.044
33	0.0035	0	0.0079	0.0078	0.0124	0.0255	0.0315	0.0279	0.005	0.0216	0.0332	0.0299	0.0476	0.0117	0.0185	0.0039	0.0319	0.0431
34	0.0034	0	0.0077	0.0077	0.0122	0.0252	0.0309	0.0274	0.0049	0.0213	0.0327	0.0295	0.0467	0.0115	0.0182	0.0037	0.0314	0.0423
35	0.0033	0	0.0075	0.0075	0.0121	0.0249	0.0303	0.027	0.0048	0.0209	0.0322	0.0292	0.0458	0.0113	0.018	0.0036	0.0308	0.0416
36	0.0032	0	0.0074	0.0073	0.012	0.0246	0.0298	0.0266	0.0047	0.0206	0.0317	0.0289	0.0451	0.0111	0.0177	0.0035	0.0303	0.0408
37	0.0031	0	0.0072	0.0072	0.0118	0.0243	0.0293	0.0262	0.0045	0.0203	0.0313	0.0286	0.0443	0.011	0.0174	0.0034	0.0298	0.0402
38	0.003	0	0.0071	0.007	0.0117	0.0241	0.0289	0.0258	0.0044	0.02	0.0308	0.0283	0.0436	0.0108	0.0172	0.0033	0.0293	0.0395
39	0.0029	0	0.0069	0.0069	0.0116	0.0238	0.0284	0.0255	0.0043	0.0198	0.0304	0.028	0.0429	0.0107	0.0169	0.0032	0.0288	0.0389
40	0.0028	0	0.0068	0.0067	0.0115	0.0236	0.028	0.0252	0.0042	0.0195	0.0301	0.0277	0.0423	0.0105	0.0167	0.0031	0.0284	0.0383
41	0.0027	0	0.0066	0.0066	0.0114	0.0233	0.0276	0.0249	0.0042	0.0193	0.0297	0.0274	0.0417	0.0104	0.0165	0.003	0.028	0.0378
42	0.0026	0	0.0065	0.0065	0.0113	0.0231	0.0272	0.0246	0.0041	0.0191	0.0293	0.0271	0.0411	0.0102	0.0162	0.0029	0.0276	0.0372
43	0.0026	0	0.0064	0.0063	0.0112	0.0229	0.0268	0.0243	0.004	0.0188	0.029	0.0269	0.0405	0.0101	0.016	0.0028	0.0272	0.0367
44	0.0025	0	0.0063	0.0062	0.0111	0.0226	0.0265	0.024	0.0039	0.0186	0.0287	0.0266	0.04	0.01	0.0158	0.0027	0.0268	0.0363
45	0.0024	0	0.0061	0.0061	0.0111	0.0224	0.0261	0.0238	0.0038	0.0184	0.0284	0.0263	0.0395	0.0099	0.0156	0.0027	0.0265	0.0358
46	0.0024	0	0.006	0.006	0.011	0.0222	0.0258	0.0236	0.0038	0.0183	0.0281	0.0261	0.039	0.0097	0.0154	0.0026	0.0262	0.0354
47	0.0023	0	0.0059	0.0059	0.0109	0.022	0.0255	0.0233	0.0037	0.0181	0.0279	0.0258	0.0386	0.0096	0.0153	0.0025	0.0259	0.0349
48	0.0022	0	0.0058	0.0058	0.0109	0.0218	0.0252	0.0231	0.0036	0.0179	0.0276	0.0256	0.0381	0.0095	0.0151	0.0025	0.0256	0.0346
49	0.0022	0	0.0057	0.0057	0.0108	0.0216	0.0249	0.0229	0.0035	0.0178	0.0274	0.0254	0.0377	0.0094	0.0149	0.0024	0.0253	0.0342
50	0.0021	0	0.0056	0.0056	0.0108	0.0214	0.0247	0.0228	0.0035	0.0176	0.0272	0.0251	0.0373	0.0093	0.0147	0.0024	0.025	0.0338
70	0.0016	0	0.0043	0.0042	0.0107	0.0188	0.0221	0.0208	0.0026	0.0161	0.0251	0.0222	0.0332	0.008	0.0128	0.0018	0.0225	0.0301
72	0.0016	0	0.0042	0.0041	0.0108	0.0188	0.0221	0.0207	0.0026	0.0161	0.0251	0.0222	0.0332	0.008	0.0128	0.0018	0.0225	0.0301
74	0.0016	0	0.0041	0.0041	0.0109	0.0188	0.0221	0.0207	0.0025	0.0161	0.0251	0.0222	0.0332	0.008	0.0128	0.0018	0.0225	0.0301
75	0.0016	0	0.0041	0.004	0.0109	0.0188	0.0221	0.0207	0.0025	0.0161	0.0251	0.0222	0.0332	0.008	0.0128	0.0018	0.0225	0.0301
76	0.0016	0	0.004	0.004	0.011	0.0188	0.0221	0.0207	0.0025	0.0161	0.0251	0.0222	0.0332	0.008	0.0128	0.0018	0.0225	0.0301
77	0.0016	0	0.004	0.004	0.011	0.0188	0.0221	0.0207	0.0025	0.0161	0.0251	0.0222	0.0332	0.008	0.0128	0.0017	0.0225	0.0301
78	0.002	0.000	0.004	0.004	0.011	0.019	0.022	0.021	0.003	0.016	0.025	0.022	0.033	0.008	0.013	0.002	0.023	0.030
79	0.0016	0	0.0039	0.0039	0.0112	0.0188	0.0221	0.0208	0.0025	0.0161	0.0251	0.0222	0.0332	0.008	0.0128	0.0018	0.0225	0.0301
80	0.0016	0	0.0039	0.0039	0.0113	0.0188	0.0221	0.0208	0.0024	0.0161	0.0251	0.0222	0.0332	0.008	0.0128	0.0018	0.0225	0.0301
81	0.0016	0	0.0039	0.0038	0.0114	0.0188	0.0221	0.0208	0.0024	0.0162	0.0251	0.0222	0.0332	0.008	0.0128	0.0018	0.0225	0.0301
82	0.0016	0	0.0039	0.0038	0.0115	0.0188	0.0221	0.0209	0.0024	0.0162	0.0251	0.0222	0.0332	0.008	0.0128	0.0018	0.0225	0.0301
83	0.0016	0	0.0038	0.0038	0.0116	0.0188	0.0221	0.0209	0.0024	0.0162	0.0251	0.0222	0.0332	0.008	0.0128	0.0018	0.0225	0.0301
84	0.0016	0	0.0038	0.0038	0.0117	0.0188	0.0221	0.021	0.0024	0.0163	0.0251	0.0222	0.0332	0.008	0.0128	0.0018	0.0225	0.0301
85	0.0016	0	0.0038	0.0038	0.0118	0.0188	0.0221	0.021	0.0024	0.0163	0.0251	0.0222	0.0332	0.008	0.0128	0.0018	0.0225	0.0301
86	0.0016	0	0.0038	0.0037	0.0119	0.0188	0.0221	0.0211	0.0024	0.0164	0.0251	0.0222	0.0332	0.008	0.0128	0.0018	0.0225	0.0301
87	0.0016	0	0.0037	0.0037	0.012	0.0188	0.0221	0.0212	0.0024	0.0164	0.0251	0.0222	0.0332	0.008	0.0128	0.0018	0.0225	0.0301
88	0.0016	0	0.0037	0.0037	0.0122	0.0188	0.0221	0.0213	0.0024	0.0165	0.0251	0.0222	0.0332	0.008	0.0128	0.0018	0.0225	0.0301
89	0.0016	0	0.0037	0.0037	0.0123	0.0188	0.0221	0.0214	0.0024	0.0166	0.0251	0.0222	0.0332	0.008	0.0128	0.0019	0.0225	0.0301
90	0.0017	0	0.0037	0.0037	0.0125	0.0188	0.0221	0.0214	0.0023	0.0166	0.0251	0.0222	0.0332	0.008	0.0128	0.0019	0.0225	0.0301
91	0.0017	0	0.0037	0.0037	0.0126	0.0188	0.0221	0.0216	0.0023	0.0167	0.0251	0.0222	0.0332	0.008	0.0128	0.0019	0.0225	0.0301
92	0.0017	0	0.0037	0.0037	0.0128	0.0188	0.0221	0.0217	0.0023	0.0168	0.0251	0.0222	0.0332	0.008	0.0128	0.0019	0.0225	0.0301
93	0.0017	0	0.0037	0.0036	0.013	0.0188	0.0221	0.0218	0.0023	0.0169	0.0251	0.0222	0.0332	0.008	0.0128	0.0019	0.0225	0.0301
94	0.0017	0	0.0037	0.0036	0.0132	0.0188	0.0221	0.0219	0.0023	0.017	0.0251	0.0222	0.0332	0.008	0.0128	0.002	0.0225	0.0301
95	0.0018	0	0.0037	0.0036	0.0134	0.0188	0.0221	0.022	0.0023	0.0171	0.0251	0.0222	0.0332	0.008	0.0128	0.002	0.0225	0.0301
96	0.0018	0	0.0037	0.0036	0.0136	0.0188	0.0221	0.0222	0.0023	0.0172	0.0251	0.0222	0.0332	0.008	0.0128	0.002	0.0225	0.0301
97	0.0018	0	0.0036	0.0036	0.0138	0.0188	0.0221	0.0223	0.0023	0.0173	0.0251	0.0222	0.0332	0.008	0.0128	0.0021	0.0225	0.0301
98	0.002	0.000	0.004	0.004	0.014	0.019	0.022	0.023	0.002	0.017	0.025	0.022	0.033	0.008	0.013	0.002	0.023	0.030
99	0.0019	0	0.0036	0.0036	0.0144	0.0188	0.0221	0.0227	0.0024	0.0176	0.0251	0.0222	0.0332	0.008	0.0128	0.0021	0.0225	0.0301

TSP/PM30 Start Emissions Factors (g/trip)

Soak Time	PC	TAXI	LGV3	LGV4	LGV6	HGV7	HGV8	PLB	PV4	PV5	NFB6	NFB7	NFB8	FBSD	FBDD	MC	HGV9	NFB9
5	0.0004	0	0	0	0	0	0	0	0.0001	0	0	0	0	0	0	0.0014	0	0
10	0.0008	0	0	0	0	0	0	0	0.0001	0	0	0	0	0	0	0.0019	0	0
20	0.0016	0	0	0	0	0	0	0	0.0002	0	0	0	0	0	0	0.0028	0	0
30	0.0023	0	0	0	0	0	0	0	0.0003	0	0	0	0	0	0	0.0036	0	0
40	0.003	0	0	0	0	0	0	0	0.0004	0	0	0	0	0	0	0.0044	0	0
50	0.0037	0	0	0	0	0	0	0	0.0004	0	0	0	0	0	0	0.0051	0	0
60	0.0043	0	0	0	0	0	0	0	0.0005	0	0	0	0	0	0	0.0058	0	0
120	0.0072	0	0	0	0	0	0	0	0.0008	0	0	0	0	0	0	0.0082	0	0
180	0.008	0	0	0	0	0	0	0	0.0009	0	0	0	0	0	0	0.0087	0	0
240	0.0088	0	0	0	0	0	0	0	0.0009	0	0	0	0	0	0	0.0092	0	0
300	0.0095	0	0	0	0	0	0	0	0.001	0	0	0	0	0	0	0.0096	0	0
360	0.0101	0	0	0	0	0	0	0	0.0011	0	0	0	0	0	0	0.0101	0	0
420	0.0105	0	0	0	0	0	0	0	0.0011	0	0	0	0	0	0	0.0105	0	0
480	0.0109	0	0	0	0	0	0	0	0.0011	0	0	0	0	0	0	0.0109	0	0
540	0.0112	0	0	0	0	0	0	0	0.0012	0	0	0	0	0	0	0.0113	0	0
600	0.0114	0	0	0	0	0	0	0	0.0012	0	0	0	0	0	0	0.0116	0	0
660	0.0115	0	0	0	0	0	0	0	0.0012	0	0	0	0	0	0	0.012	0	0
720	0.0115	0	0	0	0	0	0	0	0.0012	0	0	0	0	0	0	0.0123	0	0
MAX	**0.0115**	**0.0000**	**0.0000**	**0.0000**	**0.0000**	**0.0000**	**0.0000**	**0.0000**	**0.0012**	**0.0000**	**0.0000**	**0.0000**	**0.0000**	**0.0000**	**0.0000**	**0.0123**	**0.0000**	**0.0000**

NOx Running Emission Factors (g/km-veh) at different speeds

Speed (kph)	PC	TAXI	LGV3	LGV4	LGV6	HGV7	HGV8	PLB	PV4	PV5	NFB6	NFB7	NFB8	FBSD	FBDD	MC	HGV9	NFB9
21	0.0292	0.5948	1.0241	1.0345	0.59	0.9179	1.5777	0.4644	0.9658	0.5997	0.7268	1.0683	1.7967	1.2452	1.6848	0.2132	1.5773	1.8281
22	0.0286	0.5777	0.9814	0.9914	0.5654	0.8797	1.4802	0.4506	0.9255	0.582	0.7051	1.0237	1.6856	1.1681	1.6016	0.2102	1.4799	1.715
23	0.0281	0.5618	0.9406	0.9501	0.5419	0.8431	1.3918	0.4378	0.8871	0.5655	0.685	0.9811	1.5848	1.0983	1.5283	0.2073	1.3916	1.6125
24	0.0277	0.5471	0.9015	0.9106	0.5193	0.8081	1.3113	0.4258	0.8503	0.5502	0.6663	0.9403	1.4931	1.0347	1.4629	0.2045	1.3112	1.5192
25	0.0272	0.5333	0.864	0.8728	0.4977	0.7745	1.2378	0.4147	0.815	0.5359	0.6488	0.9012	1.4094	0.9767	1.4043	0.2018	1.2377	1.4339
26	0.0267	0.5203	0.8281	0.8364	0.477	0.7423	1.1704	0.4043	0.7811	0.5225	0.6325	0.8636	1.3326	0.9234	1.3514	0.1992	1.1704	1.3558
27	0.0263	0.5082	0.7934	0.8014	0.457	0.7112	1.1085	0.3945	0.7484	0.5099	0.6171	0.8274	1.262	0.8745	1.3032	0.1967	1.1085	1.2839
28	0.0258	0.4967	0.76	0.7677	0.4377	0.6813	1.0514	0.3853	0.717	0.498	0.6027	0.7926	1.1969	0.8294	1.2593	0.1942	1.0514	1.2177
29	0.0254	0.4859	0.7278	0.7351	0.4192	0.6525	0.9986	0.3766	0.6866	0.4869	0.5891	0.7589	1.1367	0.7877	1.2189	0.1919	0.9987	1.1565
30	0.025	0.4757	0.6967	0.7037	0.4012	0.6246	0.9496	0.3684	0.6573	0.4763	0.5762	0.7264	1.081	0.749	1.1817	0.1896	0.9498	1.0997
31	0.0246	0.466	0.6054	0.6113	0.3485	0.5427	0.9041	0.3606	0.5712	0.4663	0.5641	0.6309	1.0291	0.7131	1.1473	0.1874	0.9043	1.047
32	0.0242	0.4569	0.5795	0.5851	0.3336	0.5195	0.8618	0.3533	0.5467	0.4568	0.5525	0.6038	0.9809	0.6797	1.1153	0.1852	0.862	0.9979
33	0.0238	0.4481	0.5554	0.5608	0.3197	0.4979	0.8223	0.3463	0.524	0.4478	0.5416	0.5787	0.9359	0.6485	1.0855	0.1831	0.8226	0.9521
34	0.0234	0.4398	0.533	0.5382	0.3068	0.4778	0.7854	0.3396	0.5029	0.4392	0.5311	0.5553	0.8939	0.6193	1.0577	0.1811	0.7857	0.9093
35	0.0231	0.4319	0.5121	0.5171	0.2947	0.4591	0.7509	0.3333	0.4832	0.4311	0.5212	0.5335	0.8545	0.5921	1.0316	0.1792	0.7512	0.8693
36	0.0227	0.4244	0.4926	0.4974	0.2835	0.4417	0.7185	0.3272	0.4649	0.4233	0.5117	0.5131	0.8176	0.5665	1.0071	0.1773	0.7188	0.8317
37	0.0224	0.4172	0.4744	0.4789	0.273	0.4253	0.6881	0.3215	0.4477	0.4158	0.5027	0.4941	0.7829	0.5424	0.9841	0.1755	0.6884	0.7964
38	0.022	0.4102	0.4572	0.4616	0.2631	0.41	0.6594	0.3159	0.4315	0.4087	0.494	0.4762	0.7503	0.5198	0.9623	0.1737	0.6598	0.7632
39	0.0217	0.4036	0.4412	0.4454	0.2538	0.3955	0.6325	0.3106	0.4164	0.4019	0.4858	0.4594	0.7196	0.4985	0.9418	0.172	0.6328	0.732
40	0.0214	0.3973	0.4261	0.4301	0.2451	0.382	0.6071	0.3056	0.4021	0.3954	0.4778	0.4436	0.6906	0.4785	0.9223	0.1704	0.6074	0.7025
41	0.021	0.3912	0.4118	0.4157	0.2369	0.3692	0.583	0.3007	0.3887	0.3891	0.4702	0.4287	0.6633	0.4595	0.9038	0.1688	0.5834	0.6746
42	0.0207	0.3853	0.3984	0.4021	0.2291	0.3572	0.5603	0.296	0.376	0.3831	0.4629	0.4147	0.6374	0.4416	0.8863	0.1673	0.5607	0.6483
43	0.0204	0.3797	0.3857	0.3893	0.2218	0.3458	0.5388	0.2916	0.364	0.3773	0.4559	0.4014	0.6129	0.4246	0.8696	0.1658	0.5392	0.6234
44	0.0201	0.3743	0.3736	0.3771	0.2149	0.335	0.5185	0.2872	0.3527	0.3718	0.4491	0.3889	0.5897	0.4085	0.8537	0.1644	0.5189	0.5998
45	0.0198	0.369	0.3623	0.3656	0.2083	0.3248	0.4991	0.2831	0.342	0.3664	0.4426	0.377	0.5677	0.3933	0.8385	0.163	0.4996	0.5774
46	0.0195	0.364	0.3515	0.3547	0.2021	0.3151	0.4808	0.2791	0.3318	0.3612	0.4363	0.3657	0.5468	0.3788	0.8239	0.1617	0.4812	0.5561
47	0.0192	0.3591	0.3412	0.3444	0.1962	0.3059	0.4634	0.2752	0.3221	0.3563	0.4302	0.355	0.5269	0.365	0.8101	0.1605	0.4638	0.5359
48	0.019	0.3544	0.3315	0.3345	0.1906	0.2972	0.4468	0.2715	0.3129	0.3514	0.4244	0.3448	0.508	0.3519	0.7967	0.1593	0.4472	0.5167
49	0.0187	0.3499	0.3222	0.3251	0.1852	0.2889	0.431	0.2679	0.3042	0.3468	0.4187	0.3351	0.49	0.3394	0.784	0.1581	0.4314	0.4983
50	0.0184	0.3455	0.3134	0.3162	0.1801	0.281	0.4159	0.2644	0.2958	0.3423	0.4132	0.3259	0.4729	0.3276	0.7717	0.157	0.4164	0.4809
70	0.0139	0.2979	0.1979	0.1993	0.1132	0.1959	0.2551	0.235	0.1865	0.3048	0.367	0.2268	0.2896	0.2005	0.6325	0.1434	0.2556	0.2944
71	0.0137	0.2973	0.1941	0.1955	0.111	0.1959	0.2551	0.235	0.1829	0.3049	0.367	0.2268	0.2896	0.2005	0.6325	0.1431	0.2556	0.2944
74	0.0132	0.2959	0.1836	0.1848	0.1049	0.1959	0.2551	0.2351	0.1728	0.3051	0.367	0.2268	0.2896	0.2005	0.6325	0.1425	0.2556	0.2944
75	0.013	0.2956	0.1803	0.1815	0.103	0.1959	0.2551	0.2351	0.1697	0.3051	0.367	0.2268	0.2896	0.2005	0.6325	0.1424	0.2556	0.2944
76	0.0128	0.2954	0.1771	0.1782	0.1011	0.1959	0.2551	0.2351	0.1667	0.3052	0.367	0.2268	0.2896	0.2005	0.6325	0.1423	0.2556	0.2944
78	0.0125	0.2951	0.171	0.1721	0.0976	0.1959	0.2551	0.2351	0.1609	0.3054	0.367	0.2268	0.2896	0.2005	0.6325	0.1422	0.2556	0.2944
79	0.012	0.295	0.168	0.169	0.096	0.196	0.255	0.235	0.158	0.306	0.367	0.227	0.290	0.201	0.633	0.142	0.256	0.294
80	0.0122	0.2952	0.1653	0.1663	0.0942	0.1959	0.2551	0.2352	0.1554	0.3056	0.367	0.2268	0.2896	0.2005	0.6325	0.1422	0.2556	0.2944
81	0.012	0.2953	0.1626	0.1635	0.0926	0.1959	0.2551	0.2352	0.1528	0.3057	0.367	0.2268	0.2896	0.2005	0.6325	0.1423	0.2556	0.2944
82	0.0118	0.2955	0.16	0.1608	0.0911	0.1959	0.2551	0.2352	0.1503	0.3058	0.367	0.2268	0.2896	0.2005	0.6325	0.1424	0.2556	0.2944
83	0.0117	0.2958	0.1574	0.1582	0.0896	0.1959	0.2551	0.2353	0.1478	0.3059	0.367	0.2268	0.2896	0.2005	0.6325	0.1425	0.2556	0.2944
84	0.0115	0.2961	0.1549	0.1557	0.0881	0.1959	0.2551	0.2353	0.1454	0.306	0.367	0.2268	0.2896	0.2005	0.6325	0.1427	0.2556	0.2944
85	0.0114	0.2966	0.1525	0.1533	0.0867	0.1959	0.2551	0.2353	0.1431	0.3061	0.367	0.2268	0.2896	0.2005	0.6325	0.1429	0.2556	0.2944
86	0.0112	0.2971	0.1502	0.1509	0.0853	0.1959	0.2551	0.2354	0.1408	0.3063	0.367	0.2268	0.2896	0.2005	0.6325	0.1432	0.2556	0.2944
87	0.0111	0.2976	0.1479	0.1486	0.084	0.1959	0.2551	0.2354	0.1387	0.3064	0.367	0.2268	0.2896	0.2005	0.6325	0.1434	0.2556	0.2944
88	0.0109	0.2983	0.1457	0.1463	0.0826	0.1959	0.2551	0.2354	0.1365	0.3065	0.367	0.2268	0.2896	0.2005	0.6325	0.1438	0.2556	0.2944
89	0.0108	0.299	0.1446	0.1452	0.082	0.1959	0.2551	0.2355	0.1355	0.3067	0.367	0.2268	0.2896	0.2005	0.6325	0.1441	0.2556	0.2944
90	0.0106	0.2998	0.1447	0.1452	0.082	0.1959	0.2551	0.2355	0.1355	0.3068	0.367	0.2268	0.2896	0.2005	0.6325	0.1445	0.2556	0.2944
91	0.0105	0.3007	0.1447	0.1453	0.082	0.1959	0.2551	0.2355	0.1355	0.307	0.367	0.2268	0.2896	0.2005	0.6325	0.1449	0.2556	0.2944
92	0.0104	0.3016	0.1448	0.1453	0.082	0.1959	0.2551	0.2356	0.1355	0.3071	0.367	0.2268	0.2896	0.2005	0.6325	0.1454	0.2556	0.2944
93	0.0102	0.3027	0.1449	0.1454	0.082	0.1959	0.2551	0.2356	0.1355	0.3073	0.367	0.2268	0.2896	0.2005	0.6325	0.1459	0.2556	0.2944
94	0.0101	0.3038	0.1449	0.1454	0.082	0.1959	0.2551	0.2357	0.1355	0.3075	0.367	0.2268	0.2896	0.2005	0.6325	0.1464	0.2556	0.2944
95	0.01	0.305	0.145	0.1455	0.082	0.1959	0.2551	0.2357	0.1355	0.3077	0.367	0.2268	0.2896	0.2005	0.6325	0.147	0.2556	0.2944
96	0.0098	0.3062	0.1451	0.1455	0.082	0.1959	0.2551	0.2358	0.1355	0.3078	0.367	0.2268	0.2896	0.2005	0.6325	0.1476	0.2556	0.2944
97	0.0097	0.3076	0.1451	0.1455	0.082	0.1959	0.2551	0.2358	0.1355	0.308	0.367	0.2268	0.2896	0.2005	0.6325	0.1483	0.2556	0.2944
98	0.0096	0.309	0.1452	0.1456	0.082	0.1959	0.2551	0.2359	0.1355	0.3082	0.367	0.2268	0.2896	0.2005	0.6325	0.1489	0.2556	0.2944
99	0.009	0.311	0.145	0.146	0.082	0.196	0.255	0.236	0.136	0.308	0.367	0.227	0.290	0.201	0.633	0.150	0.256	0.294

NOx Start Emissions Factors (g/trip)

Soak Time (min)	PC	TAXI	LGV3	LGV4	LGV6	HGV7	HGV8	PLB	PV4	PV5	NFB6	NFB7	NFB8	FBSD	FBDD	MC	HGV9	NFB9
5	0.0439	1.0131	0.0012	0.0008	0.0685	0.1302	0.1245	0.0717	0.0026	0.0875	0.0685	0.1303	0.1244	0.1244	0.3347	0.0271	0.1245	0.1244
10	0.0447	1.0299	0.0012	0.0008	0.1233	0.2343	0.2241	0.1281	0.0032	0.1515	0.1233	0.2345	0.2239	0.2239	0.6024	0.0378	0.2241	0.2239
20	0.0461	1.0626	0.0012	0.0008	0.1644	0.3124	0.2987	0.1721	0.0041	0.2099	0.1644	0.3127	0.2986	0.2985	0.8032	0.0566	0.2989	0.2985
30	0.0475	1.0943	0.0013	0.0009	0.2329	0.4426	0.4232	0.2428	0.0049	0.2918	0.2329	0.443	0.423	0.4229	1.1379	0.0719	0.4234	0.4229
40	0.0488	1.125	0.0013	0.0009	0.2876	0.5467	0.5228	0.2994	0.0056	0.3569	0.2877	0.5472	0.5225	0.5224	1.4057	0.0839	0.523	0.5224
50	0.0501	1.1545	0.0014	0.0009	0.3835	0.7289	0.6971	0.3965	0.006	0.459	0.3836	0.7297	0.6967	0.6965	1.8742	0.0924	0.6973	0.6965
60	0.0513	1.1831	0.0014	0.0009	0.5616	1.0674	1.0207	0.575	0.0063	0.6385	0.5617	1.0684	1.0202	1.0199	2.7444	0.0975	1.0211	1.0199
120	0.0571	1.3168	0.0015	0.001	0.6986	1.3277	1.2697	0.7122	0.0065	0.7753	0.6987	1.329	1.269	1.2686	3.4138	0.0981	1.2702	1.2686
180	0.0629	1.4508	0.0017	0.0012	1.0273	1.9525	1.8672	1.0404	0.0072	1.0977	1.0275	1.9544	1.8662	1.8656	5.0203	0.0995	1.8679	1.8656
240	0.0624	1.4389	0.0017	0.0011	1.3423	2.5513	2.4398	1.3549	0.0071	1.4065	1.3426	2.5538	2.4385	2.4377	6.5599	0.0986	2.4407	2.4377
300	0.0615	1.4188	0.0017	0.0011	1.5067	2.8637	2.7385	1.5189	0.0071	1.5672	1.507	2.8665	2.737	2.7362	7.3631	0.0975	2.7396	2.7362
360	0.0603	1.3904	0.0016	0.0011	1.7806	3.3844	3.2365	1.7923	0.007	1.8353	1.7811	3.3877	3.2347	3.2337	8.7019	0.0961	3.2377	3.2337
420	0.0587	1.3538	0.0016	0.0011	1.9587	3.7228	3.5601	1.9699	0.0069	2.0091	1.9592	3.7264	3.5582	3.5571	9.5721	0.0944	3.5614	3.5571
480	0.0568	1.3091	0.0015	0.001	2.0546	3.9051	3.7344	2.0655	0.0067	2.102	2.0551	3.9089	3.7323	3.7312	10.0406	0.0924	3.7358	3.7312
540	0.0545	1.2561	0.0015	0.001	2.1094	4.0092	3.834	2.12	0.0066	2.1544	2.1099	4.0131	3.8319	3.8307	10.3084	0.0902	3.8354	3.8307
600	0.0518	1.1948	0.0014	0.001	2.1642	4.1133	3.9335	2.1744	0.0064	2.2067	2.1647	4.1173	3.9314	3.9302	10.5761	0.0877	3.935	3.9302
660	0.0488	1.1254	0.0013	0.0009	2.1916	4.1654	3.9833	2.2015	0.0062	2.2319	2.1921	4.1694	3.9812	3.98	10.71	0.085	3.9848	3.98
720	0.0454	1.0478	0.0012	0.0008	2.1916	4.1654	3.9833	2.2012	0.0059	2.23	2.1921	4.1694	3.9812	3.98	10.71	0.0819	3.9848	3.98
MAX	**0.0629**	**1.4508**	**0.0017**	**0.0012**	**2.1916**	**4.1654**	**3.9833**	**2.2015**	**0.0072**	**2.2319**	**2.1921**	**4.1694**	**3.9812**	**3.9800**	**10.7100**	**0.0995**	**3.9848**	**3.9800**

NO2 Running Emission Factors (g/km-veh) at different speeds

Speed (kph)	PC	TAXI	LGV3	LGV4	LGV6	HGV7	HGV8	PLB	PV4	PV5	NFB6	NFB7	NFB8	FBSD	FBDD	MC	HGV9	NFB9
21	0.0015	0.0162	0.0636	0.0611	0.1652	0.3028	0.5199	0.1291	0.1926	0.1644	0.2035	0.3526	0.5926	0.3611	0.4886	0.0107	0.5194	0.6033
22	0.0015	0.0158	0.061	0.0586	0.1583	0.2902	0.4878	0.1253	0.1846	0.1595	0.1974	0.3378	0.556	0.3388	0.4645	0.0105	0.4873	0.566
23	0.0015	0.0153	0.0585	0.0562	0.1517	0.2781	0.4586	0.1217	0.1769	0.155	0.1918	0.3238	0.5227	0.3185	0.4432	0.0104	0.4582	0.5321
24	0.0014	0.0149	0.056	0.0538	0.1454	0.2666	0.4321	0.1184	0.1696	0.1507	0.1866	0.3103	0.4925	0.3001	0.4243	0.0102	0.4317	0.5013
25	0.0014	0.0146	0.0537	0.0516	0.1394	0.2555	0.4079	0.1153	0.1625	0.1468	0.1817	0.2974	0.4649	0.2832	0.4073	0.0101	0.4075	0.4732
26	0.0014	0.0142	0.0515	0.0494	0.1336	0.2448	0.3857	0.1124	0.1557	0.1431	0.1771	0.285	0.4395	0.2678	0.3919	0.01	0.3853	0.4474
27	0.0014	0.0139	0.0493	0.0474	0.128	0.2346	0.3652	0.1096	0.1492	0.1396	0.1728	0.273	0.4162	0.2536	0.3779	0.0098	0.3649	0.4237
28	0.0013	0.0136	0.0472	0.0454	0.1226	0.2247	0.3464	0.1071	0.1429	0.1363	0.1688	0.2615	0.3948	0.2405	0.3652	0.0097	0.3461	0.4018
29	0.0013	0.0133	0.0452	0.0435	0.1174	0.2152	0.329	0.1047	0.1369	0.1333	0.1649	0.2504	0.3749	0.2284	0.3535	0.0096	0.3287	0.3816
30	0.0013	0.013	0.0433	0.0416	0.1123	0.206	0.3128	0.1024	0.131	0.1304	0.1613	0.2397	0.3565	0.2172	0.3427	0.0095	0.3126	0.3629
31	0.0013	0.0127	0.0376	0.0361	0.0976	0.179	0.2978	0.1002	0.1138	0.1276	0.1579	0.2082	0.3394	0.2068	0.3327	0.0094	0.2976	0.3455
32	0.0013	0.0125	0.036	0.0346	0.0934	0.1713	0.2839	0.0982	0.1089	0.125	0.1547	0.1993	0.3235	0.1971	0.3234	0.0093	0.2837	0.3293
33	0.0012	0.0122	0.0345	0.0332	0.0895	0.1642	0.2709	0.0962	0.1044	0.1225	0.1516	0.191	0.3087	0.1881	0.3148	0.0092	0.2707	0.3142
34	0.0012	0.012	0.0331	0.0318	0.0859	0.1576	0.2587	0.0944	0.1002	0.1202	0.1487	0.1832	0.2948	0.1796	0.3067	0.0091	0.2585	0.3001
35	0.0012	0.0118	0.0318	0.0306	0.0825	0.1514	0.2473	0.0926	0.0962	0.1179	0.1459	0.1761	0.2818	0.1717	0.2992	0.009	0.2471	0.2869
36	0.0012	0.0116	0.0306	0.0294	0.0794	0.1456	0.2366	0.0909	0.0925	0.1158	0.1433	0.1693	0.2696	0.1643	0.2921	0.0089	0.2365	0.2745
37	0.0012	0.0114	0.0295	0.0283	0.0764	0.1403	0.2266	0.0893	0.0891	0.1137	0.1408	0.163	0.2582	0.1573	0.2854	0.0088	0.2264	0.2628
38	0.0011	0.0112	0.0284	0.0273	0.0737	0.1352	0.2172	0.0878	0.0859	0.1118	0.1383	0.1571	0.2474	0.1508	0.2791	0.0087	0.217	0.2519
39	0.0011	0.011	0.0274	0.0263	0.0711	0.1304	0.2083	0.0863	0.0829	0.1099	0.136	0.1516	0.2373	0.1446	0.2731	0.0086	0.2081	0.2415
40	0.0011	0.0108	0.0265	0.0254	0.0686	0.126	0.1999	0.0849	0.08	0.1081	0.1338	0.1464	0.2277	0.1388	0.2675	0.0085	0.1998	0.2318
41	0.0011	0.0107	0.0256	0.0246	0.0663	0.1218	0.192	0.0835	0.0773	0.1064	0.1317	0.1415	0.2187	0.1333	0.2621	0.0084	0.1918	0.2226
42	0.0011	0.0105	0.0248	0.0238	0.0642	0.1178	0.1845	0.0822	0.0748	0.1047	0.1296	0.1368	0.2102	0.1281	0.257	0.0084	0.1844	0.2139
43	0.0011	0.0104	0.024	0.023	0.0621	0.114	0.1774	0.081	0.0724	0.1031	0.1276	0.1325	0.2021	0.1231	0.2522	0.0083	0.1773	0.2057
44	0.001	0.0102	0.0232	0.0223	0.0602	0.1105	0.1707	0.0798	0.0701	0.1016	0.1257	0.1283	0.1944	0.1185	0.2476	0.0082	0.1706	0.1979
45	0.001	0.0101	0.0225	0.0216	0.0583	0.1071	0.1643	0.0786	0.068	0.1001	0.1239	0.1244	0.1872	0.114	0.2432	0.0082	0.1642	0.1905
46	0.001	0.0099	0.0219	0.021	0.0566	0.1039	0.1583	0.0775	0.066	0.0987	0.1222	0.1207	0.1803	0.1098	0.2389	0.0081	0.1582	0.1835
47	0.001	0.0098	0.0212	0.0204	0.0549	0.1009	0.1525	0.0764	0.064	0.0973	0.1205	0.1171	0.1737	0.1058	0.2349	0.008	0.1524	0.1768
48	0.001	0.0097	0.0206	0.0198	0.0534	0.098	0.1471	0.0754	0.0622	0.096	0.1188	0.1138	0.1675	0.1021	0.2311	0.008	0.147	0.1705
49	0.001	0.0096	0.02	0.0192	0.0519	0.0952	0.1419	0.0744	0.0605	0.0947	0.1172	0.1106	0.1616	0.0984	0.2274	0.0079	0.1418	0.1645
50	0.001	0.0094	0.0195	0.0187	0.0504	0.0926	0.1369	0.0734	0.0588	0.0935	0.1157	0.1075	0.1559	0.095	0.2238	0.0078	0.1368	0.1587
70	0.0007	0.0081	0.0123	0.0118	0.0317	0.0646	0.0839	0.0652	0.037	0.083	0.1028	0.0749	0.0954	0.0581	0.1834	0.0072	0.0839	0.0971
71	0.0007	0.0081	0.0121	0.0116	0.0311	0.0646	0.0839	0.0652	0.0362	0.083	0.1028	0.0749	0.0954	0.0581	0.1834	0.0072	0.0839	0.0971
74	0.0007	0.0081	0.0114	0.0109	0.0294	0.0646	0.0839	0.0652	0.0342	0.083	0.1028	0.0749	0.0954	0.0581	0.1834	0.0071	0.0839	0.0971
75	0.0007	0.0081	0.0112	0.0107	0.0288	0.0646	0.0839	0.0652	0.0336	0.083	0.1028	0.0749	0.0954	0.0581	0.1834	0.0071	0.0839	0.0971
76	0.0007	0.0081	0.011	0.0105	0.0283	0.0646	0.0839	0.0652	0.033	0.083	0.1028	0.0749	0.0954	0.0581	0.1834	0.0071	0.0839	0.0971
78	0.0007	0.0081	0.0106	0.0102	0.0273	0.0646	0.0839	0.0652	0.0318	0.083	0.1028	0.0749	0.0954	0.0581	0.1834	0.0071	0.0839	0.0971
79	0.001	0.008	0.011	0.010	0.027	0.065	0.084	0.065	0.031	0.083	0.103	0.075	0.095	0.058	0.183	0.007	0.084	0.097
80	0.0006	0.0081	0.0103	0.0098	0.0264	0.0646	0.0839	0.0652	0.0307	0.083	0.1028	0.0749	0.0954	0.0581	0.1834	0.0071	0.0839	0.0971
81	0.0006	0.0081	0.0101	0.0097	0.0259	0.0646	0.0839	0.0652	0.0302	0.083	0.1028	0.0749	0.0954	0.0581	0.1834	0.0071	0.0839	0.0971
82	0.0006	0.0081	0.0099	0.0095	0.0255	0.0646	0.0839	0.0652	0.0297	0.083	0.1028	0.0749	0.0954	0.0581	0.1834	0.0071	0.0839	0.0971
83	0.0006	0.0081	0.0098	0.0094	0.0251	0.0646	0.0839	0.0652	0.0292	0.083	0.1028	0.0749	0.0954	0.0581	0.1834	0.0071	0.0839	0.0971
84	0.0006	0.0081	0.0096	0.0092	0.0247	0.0646	0.0839	0.0652	0.0287	0.083	0.1028	0.0749	0.0954	0.0581	0.1834	0.0071	0.0839	0.0971
85	0.0006	0.0081	0.0095	0.0091	0.0243	0.0646	0.0839	0.0652	0.0283	0.083	0.1028	0.0749	0.0954	0.0581	0.1834	0.0071	0.0839	0.0971
86	0.0006	0.0081	0.0093	0.0089	0.0239	0.0646	0.0839	0.0652	0.0278	0.083	0.1028	0.0749	0.0954	0.0581	0.1834	0.0072	0.0839	0.0971
87	0.0006	0.0081	0.0092	0.0088	0.0235	0.0646	0.0839	0.0652	0.0274	0.083	0.1028	0.0749	0.0954	0.0581	0.1834	0.0072	0.0839	0.0971
88	0.0006	0.0081	0.0091	0.0087	0.0231	0.0646	0.0839	0.0652	0.027	0.083	0.1028	0.0749	0.0954	0.0581	0.1834	0.0072	0.0839	0.0971
89	0.0006	0.0082	0.009	0.0086	0.023	0.0646	0.0839	0.0652	0.0267	0.083	0.1028	0.0749	0.0954	0.0581	0.1834	0.0072	0.0839	0.0971
90	0.0006	0.0082	0.009	0.0086	0.023	0.0646	0.0839	0.0652	0.0267	0.083	0.1028	0.0749	0.0954	0.0581	0.1834	0.0072	0.0839	0.0971
91	0.0006	0.0082	0.009	0.0086	0.023	0.0646	0.0839	0.0652	0.0267	0.083	0.1028	0.0749	0.0954	0.0581	0.1834	0.0072	0.0839	0.0971
92	0.0006	0.0082	0.009	0.0086	0.023	0.0646	0.0839	0.0652	0.0267	0.083	0.1028	0.0749	0.0954	0.0581	0.1834	0.0073	0.0839	0.0971
93	0.0006	0.0083	0.009	0.0086	0.023	0.0646	0.0839	0.0652	0.0267	0.083	0.1028	0.0749	0.0954	0.0581	0.1834	0.0073	0.0839	0.0971
94	0.0005	0.0083	0.009	0.0086	0.023	0.0646	0.0839	0.0652	0.0268	0.083	0.1028	0.0749	0.0954	0.0581	0.1834	0.0073	0.0839	0.0971
95	0.0005	0.0083	0.009	0.0086	0.023	0.0646	0.0839	0.0652	0.0268	0.083	0.1028	0.0749	0.0954	0.0581	0.1834	0.0073	0.0839	0.0971
96	0.0005	0.0084	0.009	0.0086	0.023	0.0646	0.0839	0.0652	0.0268	0.083	0.1028	0.0749	0.0954	0.0581	0.1834	0.0074	0.0839	0.0971
97	0.0005	0.0084	0.009	0.0086	0.023	0.0646	0.0839	0.0652	0.0268	0.083	0.1028	0.0749	0.0954	0.0581	0.1834	0.0074	0.0839	0.0971
98	0.0005	0.0084	0.009	0.0086	0.023	0.0646	0.0839	0.0652	0.0268	0.083	0.1028	0.0749	0.0954	0.0581	0.1834	0.0074	0.0839	0.0971
99	0.001	0.009	0.009	0.009	0.023	0.065	0.084	0.065	0.027	0.083	0.103	0.075	0.095	0.058	0.183	0.008	0.084	0.097

NO2 Start Emissions Factors (g/trip)

Soak Time (min)	PC	TAXI	LGV3	LGV4	LGV6	HGV7	HGV8	PLB	PV4	PV5	NFB6	NFB7	NFB8	FBSD	FBDD	MC	HGV9	NFB9
5	0.0022	0.0277	0.0001	0	0.0192	0.043	0.041	0.0192	0.0001	0.0189	0.0192	0.043	0.041	0.0361	0.0971	0.0014	0.041	0.041
10	0.0022	0.0281	0.0001	0	0.0345	0.0773	0.0738	0.0345	0.0002	0.034	0.0345	0.0774	0.0739	0.0649	0.1747	0.0019	0.0738	0.0739
20	0.0023	0.029	0.0001	0	0.046	0.1031	0.0985	0.046	0.0002	0.0454	0.046	0.1032	0.0985	0.0866	0.2329	0.0028	0.0984	0.0985
30	0.0024	0.0299	0.0001	0	0.0652	0.146	0.1395	0.0652	0.0002	0.0643	0.0652	0.1462	0.1395	0.1226	0.33	0.0036	0.1394	0.1395
40	0.0024	0.0307	0.0001	0	0.0805	0.1804	0.1723	0.0805	0.0003	0.0794	0.0806	0.1806	0.1724	0.1515	0.4076	0.0042	0.1722	0.1724
50	0.0025	0.0315	0.0001	0	0.1074	0.2405	0.2297	0.1073	0.0003	0.1058	0.1074	0.2408	0.2298	0.202	0.5435	0.0046	0.2297	0.2298
60	0.0026	0.0323	0.0001	0	0.1572	0.3522	0.3364	0.1571	0.0003	0.1548	0.1573	0.3526	0.3365	0.2958	0.7959	0.0049	0.3363	0.3366
120	0.0029	0.0359	0.0001	0.0001	0.1956	0.4381	0.4184	0.1954	0.0003	0.1925	0.1956	0.4386	0.4186	0.3679	0.99	0.0049	0.4183	0.4186
180	0.0031	0.0396	0.0001	0.0001	0.2876	0.6443	0.6153	0.2873	0.0004	0.2828	0.2877	0.645	0.6156	0.541	1.4559	0.005	0.6152	0.6157
240	0.0031	0.0393	0.0001	0.0001	0.3759	0.8419	0.804	0.3754	0.0004	0.3694	0.3759	0.8427	0.8044	0.7069	1.9024	0.0049	0.8038	0.8045
300	0.0031	0.0387	0.0001	0.0001	0.4219	0.9449	0.9025	0.4213	0.0004	0.4146	0.422	0.9459	0.9029	0.7935	2.1353	0.0049	0.9023	0.903
360	0.003	0.038	0.0001	0.0001	0.4986	1.1167	1.0666	0.4979	0.0003	0.4899	0.4987	1.1179	1.067	0.9378	2.5235	0.0048	1.0663	1.0671
420	0.0029	0.037	0.0001	0.0001	0.5484	1.2284	1.1732	0.5477	0.0003	0.5389	0.5486	1.2297	1.1737	1.0316	2.7759	0.0047	1.1729	1.1739
480	0.0028	0.0357	0.0001	0.0001	0.5753	1.2886	1.2306	0.5745	0.0003	0.5652	0.5754	1.2899	1.2312	1.0821	2.9118	0.0046	1.2304	1.2313
540	0.0027	0.0343	0.0001	0	0.5906	1.3229	1.2635	0.5898	0.0003	0.5803	0.5908	1.3243	1.264	1.1109	2.9894	0.0045	1.2632	1.2641
600	0.0026	0.0326	0.0001	0	0.606	1.3573	1.2963	0.6052	0.0003	0.5953	0.6061	1.3587	1.2969	1.1398	3.0671	0.0044	1.296	1.297
660	0.0024	0.0307	0.0001	0	0.6136	1.3745	1.3127	0.6128	0.0003	0.6028	0.6138	1.3759	1.3133	1.1542	3.1059	0.0042	1.3124	1.3134
720	0.0023	0.0286	0.0001	0	0.6136	1.3745	1.3127	0.6128	0.0003	0.6028	0.6138	1.3759	1.3133	1.1542	3.1059	0.0041	1.3124	1.3134
MAX	**0.0031**	**0.0396**	**0.0001**	**0.0001**	**0.6136**	**1.3745**	**1.3127**	**0.6128**	**0.0004**	**0.6028**	**0.6138**	**1.3759**	**1.3133**	**1.1542**	**3.1059**	**0.0050**	**1.3124**	**1.3134**

Residual NOx Running Emission Factors (g/km-veh) at different speeds

Speed (kph)	PC	TAXI	LGV3	LGV4	LGV6	HGV7	HGV8	PLB	PV4	PV5	NFB6	NFB7	NFB8	FBSD	FBDD	MC	HGV9	NFB9
21	0.0277	0.5786	0.9605	0.9734	0.4248	0.6151	1.0578	0.3353	0.7732	0.4353	0.5233	0.7157	1.2041	0.8841	1.1962	0.2025	1.0579	1.2248
22	0.0271	0.5619	0.9204	0.9328	0.4071	0.5895	0.9924	0.3253	0.7409	0.4225	0.5077	0.6859	1.1296	0.8293	1.1371	0.1997	0.9926	1.149
23	0.0266	0.5465	0.8821	0.8939	0.3902	0.565	0.9332	0.3161	0.7102	0.4105	0.4932	0.6573	1.0621	0.7798	1.0851	0.1969	0.9334	1.0804
24	0.0263	0.5322	0.8455	0.8568	0.3739	0.5415	0.8792	0.3074	0.6807	0.3995	0.4797	0.63	1.0006	0.7346	1.0386	0.1943	0.8795	1.0179
25	0.0258	0.5187	0.8103	0.8212	0.3583	0.519	0.8299	0.2994	0.6525	0.3891	0.4671	0.6038	0.9445	0.6935	0.997	0.1917	0.8302	0.9607
26	0.0253	0.5061	0.7766	0.787	0.3434	0.4975	0.7847	0.2919	0.6254	0.3794	0.4554	0.5786	0.8931	0.6556	0.9595	0.1892	0.7851	0.9084
27	0.0249	0.4943	0.7441	0.754	0.329	0.4766	0.7433	0.2849	0.5992	0.3703	0.4443	0.5544	0.8458	0.6209	0.9253	0.1869	0.7436	0.8602
28	0.0245	0.4831	0.7128	0.7223	0.3151	0.4566	0.705	0.2782	0.5741	0.3617	0.4339	0.5311	0.8021	0.5889	0.8941	0.1845	0.7053	0.8159
29	0.0241	0.4726	0.6826	0.6916	0.3018	0.4373	0.6696	0.2719	0.5497	0.3536	0.4242	0.5085	0.7618	0.5593	0.8654	0.1823	0.67	0.7749
30	0.0237	0.4627	0.6534	0.6621	0.2889	0.4186	0.6368	0.266	0.5263	0.3459	0.4149	0.4867	0.7245	0.5318	0.839	0.1801	0.6372	0.7368
31	0.0233	0.4533	0.5678	0.5752	0.2509	0.3637	0.6063	0.2604	0.4574	0.3387	0.4062	0.4227	0.6897	0.5063	0.8146	0.178	0.6067	0.7015
32	0.0229	0.4444	0.5435	0.5505	0.2402	0.3482	0.5779	0.2551	0.4378	0.3318	0.3978	0.4045	0.6574	0.4826	0.7919	0.1759	0.5783	0.6686
33	0.0226	0.4359	0.5209	0.5276	0.2302	0.3337	0.5514	0.2501	0.4196	0.3253	0.39	0.3877	0.6272	0.4604	0.7707	0.1739	0.5519	0.6379
34	0.0222	0.4278	0.4999	0.5064	0.2209	0.3202	0.5267	0.2452	0.4027	0.319	0.3824	0.3721	0.5991	0.4397	0.751	0.172	0.5272	0.6092
35	0.0219	0.4201	0.4803	0.4865	0.2122	0.3077	0.5036	0.2407	0.387	0.3132	0.3753	0.3574	0.5727	0.4204	0.7324	0.1702	0.5041	0.5824
36	0.0215	0.4128	0.462	0.468	0.2041	0.2961	0.4819	0.2363	0.3724	0.3075	0.3684	0.3438	0.548	0.4022	0.715	0.1684	0.4823	0.5572
37	0.0212	0.4058	0.4449	0.4506	0.1966	0.285	0.4615	0.2322	0.3586	0.3021	0.3619	0.3311	0.5247	0.3851	0.6987	0.1667	0.462	0.5336
38	0.0209	0.399	0.4288	0.4343	0.1894	0.2748	0.4422	0.2281	0.3456	0.2969	0.3557	0.3191	0.5029	0.369	0.6832	0.165	0.4428	0.5113
39	0.0206	0.3926	0.4138	0.4191	0.1827	0.2651	0.4242	0.2243	0.3335	0.292	0.3498	0.3078	0.4823	0.3539	0.6687	0.1634	0.4247	0.4905
40	0.0203	0.3865	0.3996	0.4047	0.1765	0.256	0.4072	0.2207	0.3221	0.2873	0.344	0.2972	0.4629	0.3397	0.6548	0.1619	0.4076	0.4707
41	0.0199	0.3805	0.3862	0.3911	0.1706	0.2474	0.391	0.2172	0.3114	0.2827	0.3385	0.2872	0.4446	0.3262	0.6417	0.1604	0.3916	0.452
42	0.0196	0.3748	0.3736	0.3783	0.1649	0.2394	0.3758	0.2138	0.3012	0.2784	0.3333	0.2779	0.4272	0.3135	0.6293	0.1589	0.3763	0.4344
43	0.0193	0.3693	0.3617	0.3663	0.1597	0.2318	0.3614	0.2106	0.2916	0.2742	0.3283	0.2689	0.4108	0.3015	0.6174	0.1575	0.3619	0.4177
44	0.0191	0.3641	0.3504	0.3548	0.1547	0.2245	0.3478	0.2074	0.2826	0.2702	0.3234	0.2606	0.3953	0.29	0.6061	0.1562	0.3483	0.4019
45	0.0188	0.3589	0.3398	0.344	0.15	0.2177	0.3348	0.2045	0.274	0.2663	0.3187	0.2526	0.3805	0.2793	0.5953	0.1548	0.3354	0.3869
46	0.0185	0.3541	0.3296	0.3337	0.1455	0.2112	0.3225	0.2016	0.2658	0.2625	0.3141	0.245	0.3665	0.269	0.585	0.1536	0.323	0.3726
47	0.0182	0.3493	0.32	0.324	0.1413	0.205	0.3109	0.1988	0.2581	0.259	0.3097	0.2379	0.3532	0.2592	0.5752	0.1525	0.3114	0.3591
48	0.018	0.3447	0.3109	0.3147	0.1372	0.1992	0.2997	0.1961	0.2507	0.2554	0.3056	0.231	0.3405	0.2498	0.5656	0.1513	0.3002	0.3462
49	0.0177	0.3403	0.3022	0.3059	0.1333	0.1937	0.2891	0.1935	0.2437	0.2521	0.3015	0.2245	0.3284	0.241	0.5566	0.1502	0.2896	0.3338
50	0.0174	0.3361	0.2939	0.2975	0.1297	0.1884	0.279	0.191	0.237	0.2488	0.2975	0.2184	0.317	0.2326	0.5479	0.1492	0.2796	0.3222
70	0.0132	0.2898	0.1856	0.1875	0.0815	0.1313	0.1712	0.1698	0.1495	0.2218	0.2642	0.1519	0.1942	0.1424	0.4491	0.1362	0.1717	0.1973
71	0.013	0.2892	0.182	0.1839	0.0799	0.1313	0.1712	0.1698	0.1467	0.2219	0.2642	0.1519	0.1942	0.1424	0.4491	0.1359	0.1717	0.1973
74	0.0125	0.2878	0.1722	0.1739	0.0755	0.1313	0.1712	0.1699	0.1386	0.2221	0.2642	0.1519	0.1942	0.1424	0.4491	0.1354	0.1717	0.1973
75	0.0123	0.2875	0.1691	0.1708	0.0742	0.1313	0.1712	0.1699	0.1361	0.2221	0.2642	0.1519	0.1942	0.1424	0.4491	0.1353	0.1717	0.1973
76	0.0121	0.2873	0.1661	0.1677	0.0728	0.1313	0.1712	0.1699	0.1337	0.2222	0.2642	0.1519	0.1942	0.1424	0.4491	0.1352	0.1717	0.1973
78	0.0118	0.287	0.1604	0.1619	0.0703	0.1313	0.1712	0.1699	0.1291	0.2224	0.2642	0.1519	0.1942	0.1424	0.4491	0.1351	0.1717	0.1973
79	0.012	0.287	0.158	0.159	0.069	0.131	0.171	0.170	0.127	0.223	0.264	0.152	0.194	0.142	0.449	0.135	0.172	0.197
80	0.0116	0.2871	0.155	0.1565	0.0678	0.1313	0.1712	0.17	0.1247	0.2226	0.2642	0.1519	0.1942	0.1424	0.4491	0.1351	0.1717	0.1973
81	0.0114	0.2872	0.1525	0.1538	0.0667	0.1313	0.1712	0.17	0.1226	0.2227	0.2642	0.1519	0.1942	0.1424	0.4491	0.1352	0.1717	0.1973
82	0.0112	0.2874	0.1501	0.1513	0.0656	0.1313	0.1712	0.17	0.1206	0.2228	0.2642	0.1519	0.1942	0.1424	0.4491	0.1353	0.1717	0.1973
83	0.0111	0.2877	0.1476	0.1488	0.0645	0.1313	0.1712	0.1701	0.1186	0.2229	0.2642	0.1519	0.1942	0.1424	0.4491	0.1354	0.1717	0.1973
84	0.0109	0.288	0.1453	0.1465	0.0634	0.1313	0.1712	0.1701	0.1167	0.223	0.2642	0.1519	0.1942	0.1424	0.4491	0.1356	0.1717	0.1973
85	0.0108	0.2885	0.143	0.1442	0.0624	0.1313	0.1712	0.1701	0.1148	0.2231	0.2642	0.1519	0.1942	0.1424	0.4491	0.1358	0.1717	0.1973
86	0.0106	0.289	0.1409	0.142	0.0614	0.1313	0.1712	0.1702	0.113	0.2233	0.2642	0.1519	0.1942	0.1424	0.4491	0.136	0.1717	0.1973
87	0.0105	0.2895	0.1387	0.1398	0.0605	0.1313	0.1712	0.1702	0.1113	0.2234	0.2642	0.1519	0.1942	0.1424	0.4491	0.1362	0.1717	0.1973
88	0.0103	0.2902	0.1366	0.1376	0.0595	0.1313	0.1712	0.1702	0.1095	0.2235	0.2642	0.1519	0.1942	0.1424	0.4491	0.1366	0.1717	0.1973
89	0.0102	0.2908	0.1356	0.1366	0.059	0.1313	0.1712	0.1703	0.1088	0.2237	0.2642	0.1519	0.1942	0.1424	0.4491	0.1369	0.1717	0.1973
90	0.01	0.2916	0.1357	0.1366	0.059	0.1313	0.1712	0.1703	0.1088	0.2238	0.2642	0.1519	0.1942	0.1424	0.4491	0.1373	0.1717	0.1973
91	0.0099	0.2925	0.1357	0.1367	0.059	0.1313	0.1712	0.1703	0.1088	0.224	0.2642	0.1519	0.1942	0.1424	0.4491	0.1377	0.1717	0.1973
92	0.0098	0.2934	0.1358	0.1367	0.059	0.1313	0.1712	0.1704	0.1088	0.2241	0.2642	0.1519	0.1942	0.1424	0.4491	0.1381	0.1717	0.1973
93	0.0096	0.2944	0.1359	0.1368	0.059	0.1313	0.1712	0.1704	0.1088	0.2243	0.2642	0.1519	0.1942	0.1424	0.4491	0.1386	0.1717	0.1973
94	0.0096	0.2955	0.1359	0.1368	0.059	0.1313	0.1712	0.1705	0.1087	0.2245	0.2642	0.1519	0.1942	0.1424	0.4491	0.1391	0.1717	0.1973
95	0.0095	0.2967	0.136	0.1369	0.059	0.1313	0.1712	0.1705	0.1087	0.2247	0.2642	0.1519	0.1942	0.1424	0.4491	0.1397	0.1717	0.1973
96	0.0093	0.2978	0.1361	0.1369	0.059	0.1313	0.1712	0.1706	0.1087	0.2248	0.2642	0.1519	0.1942	0.1424	0.4491	0.1402	0.1717	0.1973
97	0.0092	0.2992	0.1361	0.1369	0.059	0.1313	0.1712	0.1706	0.1087	0.225	0.2642	0.1519	0.1942	0.1424	0.4491	0.1409	0.1717	0.1973
98	0.0091	0.3006	0.1362	0.137	0.059	0.1313	0.1712	0.1707	0.1087	0.2252	0.2642	0.1519	0.1942	0.1424	0.4491	0.1415	0.1717	0.1973
99	0.009	0.302	0.136	0.137	0.059	0.131	0.171	0.171	0.109	0.225	0.264	0.152	0.194	0.142	0.449	0.142	0.172	0.197

Residual NOx Start Emissions Factors (g/trip)

Soak Time (min)	PC	TAXI	LGV3	LGV4	LGV6	HGV7	HGV8	PLB	PV4	PV5	NFB6	NFB7	NFB8	FBSD	FBDD	MC	HGV9	NFB9
5	0.0417	0.9854	0.0011	0.0008	0.0493	0.0872	0.0835	0.0525	0.0025	0.0686	0.0493	0.0873	0.0834	0.0883	0.2376	0.0257	0.0835	0.0834
10	0.0425	1.0018	0.0011	0.0008	0.0888	0.157	0.1503	0.0936	0.003	0.1175	0.0888	0.1571	0.15	0.159	0.4277	0.0359	0.1503	0.15
20	0.0438	1.0336	0.0011	0.0008	0.1184	0.2093	0.2002	0.1261	0.0039	0.1645	0.1184	0.2095	0.2001	0.2119	0.5703	0.0538	0.2005	0.2
30	0.0451	1.0644	0.0012	0.0009	0.1677	0.2966	0.2837	0.1776	0.0047	0.2275	0.1677	0.2968	0.2835	0.3003	0.8079	0.0683	0.284	0.2834
40	0.0464	1.0943	0.0012	0.0009	0.2071	0.3663	0.3505	0.2189	0.0053	0.2775	0.2071	0.3666	0.3501	0.3709	0.9981	0.0797	0.3508	0.35
50	0.0476	1.123	0.0013	0.0009	0.2761	0.4884	0.4674	0.2892	0.0057	0.3532	0.2762	0.4889	0.4669	0.4945	1.3307	0.0878	0.4676	0.4667
60	0.0487	1.1508	0.0013	0.0009	0.4044	0.7152	0.6843	0.4179	0.006	0.4837	0.4044	0.7158	0.6837	0.7241	1.9485	0.0926	0.6848	0.6833
120	0.0542	1.2809	0.0014	0.0009	0.503	0.8896	0.8513	0.5168	0.0062	0.5828	0.5031	0.8904	0.8504	0.9007	2.4238	0.0932	0.8519	0.85
180	0.0598	1.4112	0.0016	0.0011	0.7397	1.3082	1.2519	0.7531	0.0068	0.8149	0.7398	1.3094	1.2506	1.3246	3.5644	0.0945	1.2527	1.2499
240	0.0593	1.3996	0.0016	0.001	0.9664	1.7094	1.6358	0.9795	0.0067	1.0371	0.9667	1.7111	1.6341	1.7308	4.6575	0.0937	1.6369	1.6332
300	0.0584	1.3801	0.0016	0.001	1.0848	1.9188	1.836	1.0976	0.0067	1.1526	1.085	1.9206	1.8341	1.9427	5.2278	0.0926	1.8373	1.8332
360	0.0573	1.3524	0.0015	0.001	1.282	2.2677	2.1699	1.2944	0.0067	1.3454	1.2824	2.2698	2.1677	2.2959	6.1784	0.0913	2.1714	2.1666
420	0.0558	1.3168	0.0015	0.001	1.4103	2.4944	2.3869	1.4222	0.0066	1.4702	1.4106	2.4967	2.3845	2.5255	6.7962	0.0897	2.3885	2.3832
480	0.054	1.2734	0.0014	0.0009	1.4793	2.6165	2.5038	1.491	0.0064	1.5368	1.4797	2.619	2.5011	2.6491	7.1288	0.0878	2.5054	2.4999
540	0.0518	1.2218	0.0014	0.001	1.5188	2.6863	2.5705	1.5302	0.0063	1.5741	1.5191	2.6888	2.5679	2.7198	7.319	0.0857	2.5722	2.5666
600	0.0492	1.1622	0.0013	0.001	1.5582	2.756	2.6372	1.5692	0.0061	1.6114	1.5586	2.7586	2.6345	2.7904	7.509	0.0833	2.639	2.6332
660	0.0464	1.0947	0.0012	0.0009	1.578	2.7909	2.6706	1.5887	0.0059	1.6291	1.5783	2.7935	2.6679	2.8258	7.6041	0.0808	2.6724	2.6666
720	0.0431	1.0192	0.0011	0.0008	1.578	2.7909	2.6706	1.5884	0.0056	1.6272	1.5783	2.7935	2.6679	2.8258	7.6041	0.0778	2.6724	2.6666
MAX	**0.0598**	**1.4112**	**0.0016**	**0.0011**	**1.5780**	**2.7909**	**2.6706**	**1.5887**	**0.0068**	**1.6291**	**1.5783**	**2.7935**	**2.6679**	**2.8258**	**7.6041**	**0.0945**	**2.6724**	**2.6666**

RSP/PM10 Running Emission Factors (g/km-veh) at different speeds

Vehicle Type (kph)	PC	TAXI	LGV3	LGV4	LGV6	HGV7	HGV8	PLB	PV4	PV5	NFB6	NFB7	NFB8	FBSD	FBDD	MC	HGV9	NFB9
21	0.0057	0	0.0102	0.0104	0.0164	0.0306	0.0421	0.0379	0.0063	0.0283	0.0437	0.0351	0.0592	0.0161	0.0259	0.0058	0.0426	0.0674
22	0.0054	0	0.0099	0.0101	0.016	0.0302	0.0408	0.0369	0.0062	0.0275	0.0425	0.0346	0.0574	0.0157	0.0252	0.0055	0.0414	0.0654
23	0.0052	0	0.0096	0.0098	0.0157	0.0297	0.0397	0.0359	0.006	0.0268	0.0414	0.0341	0.0558	0.0153	0.0246	0.0053	0.0402	0.0635
24	0.0049	0	0.0094	0.0096	0.0154	0.0293	0.0386	0.0351	0.0058	0.0261	0.0404	0.0336	0.0542	0.015	0.0241	0.005	0.0391	0.0618
25	0.0047	0	0.0091	0.0093	0.0151	0.0289	0.0376	0.0342	0.0057	0.0255	0.0395	0.0331	0.0528	0.0146	0.0235	0.0048	0.038	0.0601
26	0.0045	0	0.0089	0.0091	0.0149	0.0285	0.0366	0.0335	0.0055	0.025	0.0386	0.0327	0.0515	0.0143	0.023	0.0046	0.0371	0.0586
27	0.0044	0	0.0087	0.0089	0.0146	0.0281	0.0357	0.0328	0.0054	0.0244	0.0377	0.0323	0.0502	0.014	0.0225	0.0044	0.0362	0.0572
28	0.0042	0	0.0085	0.0087	0.0144	0.0277	0.0349	0.0321	0.0052	0.0239	0.037	0.0318	0.0491	0.0138	0.0221	0.0043	0.0353	0.0559
29	0.004	0	0.0083	0.0084	0.0141	0.0274	0.0341	0.0315	0.0051	0.0234	0.0362	0.0314	0.048	0.0135	0.0217	0.0041	0.0345	0.0546
30	0.0039	0	0.0081	0.0082	0.0139	0.0271	0.0334	0.0309	0.005	0.023	0.0356	0.031	0.0469	0.0132	0.0213	0.0039	0.0338	0.0534
31	0.0037	0	0.0079	0.0081	0.0137	0.0267	0.0327	0.0303	0.0049	0.0226	0.0349	0.0307	0.0459	0.013	0.0209	0.0038	0.0331	0.0523
32	0.0036	0	0.0077	0.0079	0.0136	0.0264	0.032	0.0298	0.0048	0.0222	0.0343	0.0303	0.045	0.0128	0.0205	0.0036	0.0324	0.0513
33	0.0034	0	0.0075	0.0077	0.0134	0.0261	0.0314	0.0293	0.0046	0.0218	0.0337	0.03	0.0442	0.0126	0.0202	0.0035	0.0318	0.0503
34	0.0033	0	0.0073	0.0075	0.0132	0.0258	0.0308	0.0288	0.0045	0.0215	0.0332	0.0296	0.0433	0.0124	0.0199	0.0034	0.0312	0.0493
35	0.0032	0	0.0072	0.0073	0.0131	0.0255	0.0303	0.0284	0.0044	0.0211	0.0327	0.0293	0.0426	0.0122	0.0195	0.0033	0.0307	0.0485
36	0.0031	0	0.007	0.0072	0.0129	0.0252	0.0297	0.0279	0.0043	0.0208	0.0322	0.029	0.0418	0.012	0.0192	0.0031	0.0301	0.0476
37	0.003	0	0.0069	0.007	0.0128	0.025	0.0293	0.0275	0.0042	0.0205	0.0317	0.0287	0.0411	0.0118	0.019	0.003	0.0296	0.0468
38	0.0029	0	0.0067	0.0069	0.0127	0.0247	0.0288	0.0272	0.0041	0.0202	0.0313	0.0283	0.0405	0.0116	0.0187	0.0029	0.0292	0.0461
39	0.0028	0	0.0066	0.0067	0.0125	0.0244	0.0283	0.0268	0.0041	0.02	0.0309	0.0281	0.0398	0.0115	0.0184	0.0028	0.0287	0.0454
40	0.0027	0	0.0064	0.0066	0.0124	0.0242	0.0279	0.0265	0.004	0.0197	0.0305	0.0278	0.0392	0.0113	0.0182	0.0028	0.0283	0.0447
41	0.0026	0	0.0063	0.0065	0.0123	0.0239	0.0275	0.0261	0.0039	0.0195	0.0301	0.0275	0.0387	0.0112	0.0179	0.0027	0.0279	0.044
42	0.0026	0	0.0062	0.0063	0.0122	0.0237	0.0271	0.0258	0.0038	0.0192	0.0298	0.0272	0.0381	0.011	0.0177	0.0026	0.0275	0.0434
43	0.0025	0	0.0061	0.0062	0.0121	0.0235	0.0268	0.0255	0.0037	0.019	0.0294	0.0269	0.0376	0.0109	0.0174	0.0025	0.0271	0.0428
44	0.0024	0	0.0059	0.0061	0.012	0.0232	0.0264	0.0253	0.0037	0.0188	0.0291	0.0267	0.0371	0.0107	0.0172	0.0025	0.0268	0.0423
45	0.0023	0	0.0058	0.006	0.012	0.023	0.0261	0.025	0.0036	0.0186	0.0288	0.0264	0.0367	0.0106	0.017	0.0024	0.0264	0.0418
46	0.0023	0	0.0057	0.0059	0.0119	0.0228	0.0258	0.0248	0.0035	0.0184	0.0285	0.0262	0.0362	0.0105	0.0168	0.0023	0.0261	0.0412
47	0.0022	0	0.0056	0.0058	0.0118	0.0226	0.0255	0.0245	0.0035	0.0183	0.0283	0.0259	0.0358	0.0103	0.0166	0.0023	0.0258	0.0408
48	0.0022	0	0.0055	0.0057	0.0117	0.0224	0.0252	0.0243	0.0034	0.0181	0.028	0.0257	0.0354	0.0102	0.0164	0.0022	0.0255	0.0403
49	0.0021	0	0.0054	0.0056	0.0117	0.0222	0.0249	0.0241	0.0033	0.0179	0.0278	0.0254	0.035	0.0101	0.0162	0.0022	0.0252	0.0399
50	0.0021	0	0.0053	0.0055	0.0116	0.022	0.0246	0.0239	0.0033	0.0178	0.0275	0.0252	0.0346	0.01	0.0161	0.0021	0.025	0.0394
70	0.0016	0	0.004	0.0041	0.0115	0.0194	0.0219	0.0218	0.0025	0.0163	0.0254	0.0222	0.0308	0.0087	0.0139	0.0016	0.0222	0.0351
71	0.0015	0	0.004	0.0041	0.0116	0.0194	0.0219	0.0218	0.0025	0.0162	0.0254	0.0222	0.0308	0.0087	0.0139	0.0016	0.0222	0.0351
74	0.0015	0	0.0039	0.004	0.0117	0.0194	0.0219	0.0218	0.0024	0.0162	0.0254	0.0222	0.0308	0.0087	0.0139	0.0015	0.0222	0.0351
75	0.0015	0	0.0039	0.0039	0.0118	0.0194	0.0219	0.0218	0.0024	0.0162	0.0254	0.0222	0.0308	0.0087	0.0139	0.0015	0.0222	0.0351
76	0.0015	0	0.0038	0.0039	0.0118	0.0194	0.0219	0.0218	0.0024	0.0162	0.0254	0.0222	0.0308	0.0087	0.0139	0.0015	0.0222	0.0351
78	0.0015	0	0.0038	0.0039	0.012	0.0194	0.0219	0.0218	0.0023	0.0162	0.0254	0.0222	0.0308	0.0087	0.0139	0.0015	0.0222	0.0351
79	0.002	0	0.004	0.004	0.012	0.019	0.022	0.022	0.002	0.016	0.025	0.022	0.031	0.009	0.014	0.002	0.022	0.035
80	0.0015	0	0.0037	0.0038	0.0122	0.0194	0.0219	0.0218	0.0023	0.0163	0.0254	0.0222	0.0308	0.0087	0.0139	0.0015	0.0222	0.0351
81	0.0015	0	0.0037	0.0038	0.0123	0.0194	0.0219	0.0219	0.0023	0.0163	0.0254	0.0222	0.0308	0.0087	0.0139	0.0015	0.0222	0.0351
82	0.0015	0	0.0037	0.0037	0.0124	0.0194	0.0219	0.0219	0.0023	0.0163	0.0254	0.0222	0.0308	0.0087	0.0139	0.0016	0.0222	0.0351
83	0.0015	0	0.0036	0.0037	0.0125	0.0194	0.0219	0.022	0.0022	0.0164	0.0254	0.0222	0.0308	0.0087	0.0139	0.0016	0.0222	0.0351
84	0.0015	0	0.0036	0.0037	0.0126	0.0194	0.0219	0.022	0.0022	0.0164	0.0254	0.0222	0.0308	0.0087	0.0139	0.0016	0.0222	0.0351
85	0.0016	0	0.0036	0.0037	0.0127	0.0194	0.0219	0.0221	0.0022	0.0165	0.0254	0.0222	0.0308	0.0087	0.0139	0.0016	0.0222	0.0351
86	0.0016	0	0.0036	0.0037	0.0128	0.0194	0.0219	0.0222	0.0022	0.0165	0.0254	0.0222	0.0308	0.0087	0.0139	0.0016	0.0222	0.0351
87	0.0016	0	0.0036	0.0036	0.013	0.0194	0.0219	0.0223	0.0022	0.0166	0.0254	0.0222	0.0308	0.0087	0.0139	0.0016	0.0222	0.0351
88	0.0016	0	0.0035	0.0036	0.0131	0.0194	0.0219	0.0223	0.0022	0.0166	0.0254	0.0222	0.0308	0.0087	0.0139	0.0016	0.0222	0.0351
89	0.0016	0	0.0035	0.0036	0.0133	0.0194	0.0219	0.0224	0.0022	0.0167	0.0254	0.0222	0.0308	0.0087	0.0139	0.0016	0.0222	0.0351
90	0.0016	0	0.0035	0.0036	0.0135	0.0194	0.0219	0.0225	0.0022	0.0168	0.0254	0.0222	0.0308	0.0087	0.0139	0.0016	0.0222	0.0351
91	0.0016	0	0.0035	0.0036	0.0136	0.0194	0.0219	0.0226	0.0022	0.0169	0.0254	0.0222	0.0308	0.0087	0.0139	0.0017	0.0222	0.0351
92	0.0017	0	0.0035	0.0036	0.0138	0.0194	0.0219	0.0228	0.0022	0.017	0.0254	0.0222	0.0308	0.0087	0.0139	0.0017	0.0222	0.0351
93	0.0017	0	0.0035	0.0036	0.014	0.0194	0.0219	0.0229	0.0022	0.017	0.0254	0.0222	0.0308	0.0087	0.0139	0.0017	0.0222	0.0351
94	0.0017	0	0.0035	0.0036	0.0142	0.0194	0.0219	0.023	0.0022	0.0171	0.0254	0.0222	0.0308	0.0087	0.0139	0.0017	0.0222	0.0351
95	0.0017	0	0.0035	0.0036	0.0145	0.0194	0.0219	0.0232	0.0022	0.0173	0.0254	0.0222	0.0308	0.0087	0.0139	0.0017	0.0222	0.0351
96	0.0018	0	0.0035	0.0036	0.0147	0.0194	0.0219	0.0233	0.0022	0.0174	0.0254	0.0222	0.0308	0.0087	0.0139	0.0018	0.0222	0.0351
97	0.0018	0	0.0035	0.0035	0.015	0.0194	0.0219	0.0235	0.0022	0.0175	0.0254	0.0222	0.0308	0.0087	0.0139	0.0018	0.0222	0.0351
98	0.0018	0	0.0035	0.0035	0.0153	0.0194	0.0219	0.0237	0.0022	0.0176	0.0254	0.0222	0.0308	0.0087	0.0139	0.0018	0.0222	0.0351
99	0.002	0	0.004	0.004	0.016	0.019	0.022	0.024	0.002	0.018	0.025	0.022	0.031	0.009	0.014	0.002	0.022	0.035

RSP/PM10 Start Emissions Factors (g/trip)

Soak Time (min)	PC	TAXI	LGV3	LGV4	LGV6	HGV7	HGV8	PLB	PV4	PV5	NFB6	NFB7	NFB8	FBSD	FBDD	MC	HGV9	NFB9
5	0.0004	0	0	0	0	0	0	0	0	0	0	0	0	0	0	0.0009	0	0
10	0.0008	0	0	0	0	0	0	0	0	0	0	0	0	0	0	0.0014	0	0
20	0.0015	0	0	0	0	0	0	0	0.0001	0	0	0	0	0	0	0.0025	0	0
30	0.0022	0	0	0	0	0	0	0	0.0001	0	0	0	0	0	0	0.0035	0	0
40	0.0029	0	0	0	0	0	0	0	0.0001	0	0	0	0	0	0	0.0044	0	0
50	0.0036	0	0	0	0	0	0	0	0.0001	0	0	0	0	0	0	0.0052	0	0
60	0.0042	0	0	0	0	0	0	0	0.0002	0	0	0	0	0	0	0.0059	0	0
120	0.007	0	0	0	0	0	0	0	0.0002	0	0	0	0	0	0	0.0082	0	0
180	0.0078	0	0	0	0	0	0	0	0.0003	0	0	0	0	0	0	0.0085	0	0
240	0.0085	0	0	0	0	0	0	0	0.0003	0	0	0	0	0	0	0.0088	0	0
300	0.0092	0	0	0	0	0	0	0	0.0003	0	0	0	0	0	0	0.0092	0	0
360	0.0098	0	0	0	0	0	0	0	0.0003	0	0	0	0	0	0	0.0095	0	0
420	0.0102	0	0	0	0	0	0	0	0.0003	0	0	0	0	0	0	0.0098	0	0
480	0.0106	0	0	0	0	0	0	0	0.0003	0	0	0	0	0	0	0.0101	0	0
540	0.0109	0	0	0	0	0	0	0	0.0004	0	0	0	0	0	0	0.0104	0	0
600	0.0111	0	0	0	0	0	0	0	0.0004	0	0	0	0	0	0	0.0107	0	0
660	0.0111	0	0	0	0	0	0	0	0.0004	0	0	0	0	0	0	0.011	0	0
720	0.0111	0	0	0	0	0	0	0	0.0004	0	0	0	0	0	0	0.0114	0	0
MAX	**0.0111**	**0.0000**	**0.0000**	**0.0000**	**0.0000**	**0.0000**	**0.0000**	**0.0000**	**0.0004**	**0.0000**	**0.0000**	**0.0000**	**0.0000**	**0.0000**	**0.0000**	**0.0114**	**0.0000**	**0.0000**

FSP/PM2.5 Running Emission Factors (g/km-veh) at different speeds

Speed (kph)	PC	TAXI	LGV3	LGV4	LGV6	HGV7	HGV8	PLB	PV4	PV5	NFB6	NFB7	NFB8	FBSD	FBDD	MC	HGV9	NFB9
21	0.0053	0	0.0093	0.0096	0.0151	0.0282	0.0387	0.0349	0.0058	0.026	0.0402	0.0323	0.0544	0.0148	0.0238	0.0053	0.0392	0.062
22	0.005	0	0.0091	0.0093	0.0148	0.0277	0.0376	0.0339	0.0057	0.0253	0.0391	0.0318	0.0528	0.0145	0.0232	0.0051	0.038	0.0601
23	0.0048	0	0.0089	0.0091	0.0145	0.0273	0.0365	0.0331	0.0055	0.0247	0.0381	0.0314	0.0513	0.0141	0.0227	0.0048	0.037	0.0584
24	0.0046	0	0.0086	0.0088	0.0142	0.0269	0.0355	0.0323	0.0054	0.0241	0.0372	0.0309	0.0499	0.0138	0.0221	0.0046	0.0359	0.0568
25	0.0044	0	0.0084	0.0086	0.0139	0.0266	0.0345	0.0315	0.0052	0.0235	0.0363	0.0305	0.0486	0.0135	0.0216	0.0044	0.035	0.0553
26	0.0042	0	0.0082	0.0084	0.0137	0.0262	0.0337	0.0308	0.0051	0.023	0.0355	0.0301	0.0474	0.0132	0.0212	0.0042	0.0341	0.0539
27	0.004	0	0.008	0.0082	0.0134	0.0259	0.0329	0.0301	0.005	0.0225	0.0347	0.0297	0.0462	0.0129	0.0207	0.0041	0.0333	0.0526
28	0.0039	0	0.0078	0.008	0.0132	0.0255	0.0321	0.0295	0.0048	0.022	0.034	0.0293	0.0451	0.0127	0.0203	0.0039	0.0325	0.0514
29	0.0037	0	0.0076	0.0078	0.013	0.0252	0.0314	0.0289	0.0047	0.0216	0.0333	0.0289	0.0441	0.0124	0.0199	0.0038	0.0318	0.0502
30	0.0036	0	0.0074	0.0076	0.0128	0.0249	0.0307	0.0284	0.0046	0.0212	0.0327	0.0286	0.0432	0.0122	0.0196	0.0036	0.0311	0.0491
31	0.0034	0	0.0072	0.0074	0.0126	0.0246	0.0301	0.0279	0.0045	0.0208	0.0321	0.0282	0.0423	0.012	0.0192	0.0035	0.0305	0.0481
32	0.0033	0	0.0071	0.0072	0.0125	0.0243	0.0295	0.0274	0.0044	0.0204	0.0316	0.0279	0.0414	0.0118	0.0189	0.0033	0.0298	0.0472
33	0.0032	0	0.0069	0.0071	0.0123	0.024	0.0289	0.0269	0.0043	0.0201	0.031	0.0276	0.0406	0.0116	0.0186	0.0032	0.0293	0.0463
34	0.0031	0	0.0067	0.0069	0.0122	0.0237	0.0284	0.0265	0.0042	0.0197	0.0305	0.0272	0.0399	0.0114	0.0183	0.0031	0.0287	0.0454
35	0.003	0	0.0066	0.0068	0.012	0.0235	0.0278	0.0261	0.0041	0.0194	0.0301	0.0269	0.0392	0.0112	0.018	0.003	0.0282	0.0446
36	0.0029	0	0.0065	0.0066	0.0119	0.0232	0.0274	0.0257	0.004	0.0191	0.0296	0.0266	0.0385	0.011	0.0177	0.0029	0.0277	0.0438
37	0.0028	0	0.0063	0.0065	0.0118	0.023	0.0269	0.0253	0.0039	0.0189	0.0292	0.0264	0.0378	0.0109	0.0174	0.0028	0.0273	0.0431
38	0.0027	0	0.0062	0.0063	0.0116	0.0227	0.0265	0.025	0.0038	0.0186	0.0288	0.0261	0.0372	0.0107	0.0172	0.0027	0.0268	0.0424
39	0.0026	0	0.006	0.0062	0.0115	0.0225	0.0261	0.0247	0.0037	0.0184	0.0284	0.0258	0.0367	0.0105	0.0169	0.0026	0.0264	0.0417
40	0.0025	0	0.0059	0.0061	0.0114	0.0223	0.0257	0.0243	0.0037	0.0181	0.028	0.0255	0.0361	0.0104	0.0167	0.0025	0.026	0.0411
41	0.0024	0	0.0058	0.0059	0.0113	0.022	0.0253	0.024	0.0036	0.0179	0.0277	0.0253	0.0356	0.0103	0.0165	0.0025	0.0256	0.0405
42	0.0024	0	0.0057	0.0058	0.0112	0.0218	0.025	0.0238	0.0035	0.0177	0.0274	0.025	0.0351	0.0101	0.0163	0.0024	0.0253	0.04
43	0.0023	0	0.0056	0.0057	0.0112	0.0216	0.0246	0.0235	0.0034	0.0175	0.0271	0.0248	0.0346	0.01	0.0161	0.0023	0.0249	0.0394
44	0.0022	0	0.0055	0.0056	0.0111	0.0214	0.0243	0.0233	0.0034	0.0173	0.0268	0.0245	0.0342	0.0099	0.0159	0.0023	0.0246	0.0389
45	0.0022	0	0.0054	0.0055	0.011	0.0212	0.024	0.023	0.0033	0.0171	0.0265	0.0243	0.0337	0.0097	0.0157	0.0022	0.0243	0.0384
46	0.0021	0	0.0053	0.0054	0.0109	0.021	0.0237	0.0228	0.0032	0.017	0.0263	0.0241	0.0333	0.0096	0.0155	0.0021	0.024	0.0379
47	0.0021	0	0.0052	0.0053	0.0109	0.0208	0.0234	0.0226	0.0032	0.0168	0.026	0.0238	0.0329	0.0095	0.0153	0.0021	0.0237	0.0375
48	0.002	0	0.0051	0.0052	0.0108	0.0206	0.0232	0.0224	0.0031	0.0167	0.0258	0.0236	0.0326	0.0094	0.0151	0.002	0.0235	0.0371
49	0.002	0	0.005	0.0051	0.0108	0.0204	0.0229	0.0222	0.0031	0.0165	0.0256	0.0234	0.0322	0.0093	0.0149	0.002	0.0232	0.0367
50	0.0019	0	0.0049	0.005	0.0107	0.0202	0.0227	0.022	0.003	0.0164	0.0253	0.0232	0.0319	0.0092	0.0148	0.0019	0.023	0.0363
70	0.0014	0	0.0037	0.0038	0.0106	0.0178	0.0202	0.0201	0.0023	0.015	0.0234	0.0204	0.0283	0.008	0.0128	0.0014	0.0204	0.0323
71	0.0014	0	0.0037	0.0038	0.0106	0.0178	0.0202	0.0201	0.0023	0.0149	0.0234	0.0204	0.0283	0.008	0.0128	0.0014	0.0204	0.0323
74	0.0014	0	0.0036	0.0037	0.0108	0.0178	0.0202	0.02	0.0022	0.0149	0.0234	0.0204	0.0283	0.008	0.0128	0.0014	0.0204	0.0323
75	0.0014	0	0.0035	0.0036	0.0108	0.0178	0.0202	0.02	0.0022	0.0149	0.0234	0.0204	0.0283	0.008	0.0128	0.0014	0.0204	0.0323
76	0.0014	0	0.0035	0.0036	0.0109	0.0178	0.0202	0.02	0.0022	0.0149	0.0234	0.0204	0.0283	0.008	0.0128	0.0014	0.0204	0.0323
78	0.0014	0	0.0035	0.0035	0.011	0.0178	0.0202	0.02	0.0021	0.0149	0.0234	0.0204	0.0283	0.008	0.0128	0.0014	0.0204	0.0323
79	0.001	0	0.003	0.004	0.011	0.018	0.020	0.020	0.002	0.015	0.023	0.020	0.028	0.008	0.013	0.001	0.020	0.032
80	0.0014	0	0.0034	0.0035	0.0112	0.0178	0.0202	0.0201	0.0021	0.015	0.0234	0.0204	0.0283	0.008	0.0128	0.0014	0.0204	0.0323
81	0.0014	0	0.0034	0.0035	0.0113	0.0178	0.0202	0.0201	0.0021	0.015	0.0234	0.0204	0.0283	0.008	0.0128	0.0014	0.0204	0.0323
82	0.0014	0	0.0034	0.0034	0.0114	0.0178	0.0202	0.0202	0.0021	0.015	0.0234	0.0204	0.0283	0.008	0.0128	0.0014	0.0204	0.0323
83	0.0014	0	0.0033	0.0034	0.0115	0.0178	0.0202	0.0202	0.0021	0.0151	0.0234	0.0204	0.0283	0.008	0.0128	0.0014	0.0204	0.0323
84	0.0014	0	0.0033	0.0034	0.0116	0.0178	0.0202	0.0203	0.0021	0.0151	0.0234	0.0204	0.0283	0.008	0.0128	0.0014	0.0204	0.0323
85	0.0014	0	0.0033	0.0034	0.0117	0.0178	0.0202	0.0203	0.002	0.0151	0.0234	0.0204	0.0283	0.008	0.0128	0.0014	0.0204	0.0323
86	0.0015	0	0.0033	0.0034	0.0118	0.0178	0.0202	0.0204	0.002	0.0152	0.0234	0.0204	0.0283	0.008	0.0128	0.0015	0.0204	0.0323
87	0.0015	0	0.0033	0.0034	0.0119	0.0178	0.0202	0.0205	0.002	0.0152	0.0234	0.0204	0.0283	0.008	0.0128	0.0015	0.0204	0.0323
88	0.0015	0	0.0033	0.0033	0.0121	0.0178	0.0202	0.0206	0.002	0.0153	0.0234	0.0204	0.0283	0.008	0.0128	0.0015	0.0204	0.0323
89	0.0015	0	0.0033	0.0033	0.0122	0.0178	0.0202	0.0206	0.002	0.0154	0.0234	0.0204	0.0283	0.008	0.0128	0.0015	0.0204	0.0323
90	0.0015	0	0.0032	0.0033	0.0124	0.0178	0.0202	0.0207	0.002	0.0154	0.0234	0.0204	0.0283	0.008	0.0128	0.0015	0.0204	0.0323
91	0.0015	0	0.0032	0.0033	0.0125	0.0178	0.0202	0.0208	0.002	0.0155	0.0234	0.0204	0.0283	0.008	0.0128	0.0015	0.0204	0.0323
92	0.0015	0	0.0032	0.0033	0.0127	0.0178	0.0202	0.0209	0.002	0.0156	0.0234	0.0204	0.0283	0.008	0.0128	0.0015	0.0204	0.0323
93	0.0016	0	0.0032	0.0033	0.0129	0.0178	0.0202	0.0211	0.002	0.0157	0.0234	0.0204	0.0283	0.008	0.0128	0.0016	0.0204	0.0323
94	0.0016	0	0.0032	0.0033	0.0131	0.0178	0.0202	0.0212	0.002	0.0158	0.0234	0.0204	0.0283	0.008	0.0128	0.0016	0.0204	0.0323
95	0.0016	0	0.0032	0.0033	0.0133	0.0178	0.0202	0.0213	0.002	0.0159	0.0234	0.0204	0.0283	0.008	0.0128	0.0016	0.0204	0.0323
96	0.0016	0	0.0032	0.0033	0.0135	0.0178	0.0202	0.0215	0.002	0.016	0.0234	0.0204	0.0283	0.008	0.0128	0.0016	0.0204	0.0323
97	0.0016	0	0.0032	0.0033	0.0138	0.0178	0.0202	0.0216	0.002	0.0161	0.0234	0.0204	0.0283	0.008	0.0128	0.0017	0.0204	0.0323
98	0.0017	0	0.0032	0.0033	0.014	0.0178	0.0202	0.0218	0.002	0.0162	0.0234	0.0204	0.0283	0.008	0.0128	0.0017	0.0204	0.0323
99	0.002	0	0.003	0.003	0.014	0.018	0.020	0.022	0.002	0.016	0.023	0.020	0.028	0.008	0.013	0.002	0.020	0.032

FSP/PM2.5 Start Emissions Factors (g/trip)

Soak Time (min)	PC	TAXI	LGV3	LGV4	LGV6	HGV7	HGV8	PLB	PV4	PV5	NFB6	NFB7	NFB8	FBSD	FBDD	MC	HGV9	NFB9
5	0.0004	0	0	0	0	0	0	0	0	0	0	0	0	0	0	0.0008	0	0
10	0.0007	0	0	0	0	0	0	0	0	0	0	0	0	0	0	0.0013	0	0
20	0.0014	0	0	0	0	0	0	0	0.0001	0	0	0	0	0	0	0.0023	0	0
30	0.0021	0	0	0	0	0	0	0	0.0001	0	0	0	0	0	0	0.0032	0	0
40	0.0027	0	0	0	0	0	0	0	0.0001	0	0	0	0	0	0	0.0041	0	0
50	0.0033	0	0	0	0	0	0	0	0.0001	0	0	0	0	0	0	0.0048	0	0
60	0.0039	0	0	0	0	0	0	0	0.0001	0	0	0	0	0	0	0.0055	0	0
120	0.0064	0	0	0	0	0	0	0	0.0002	0	0	0	0	0	0	0.0076	0	0
180	0.0072	0	0	0	0	0	0	0	0.0002	0	0	0	0	0	0	0.0079	0	0
240	0.0079	0	0	0	0	0	0	0	0.0003	0	0	0	0	0	0	0.0081	0	0
300	0.0085	0	0	0	0	0	0	0	0.0003	0	0	0	0	0	0	0.0084	0	0
360	0.0091	0	0	0	0	0	0	0	0.0003	0	0	0	0	0	0	0.0087	0	0
420	0.0095	0	0	0	0	0	0	0	0.0003	0	0	0	0	0	0	0.009	0	0
480	0.0098	0	0	0	0	0	0	0	0.0003	0	0	0	0	0	0	0.0093	0	0
540	0.0101	0	0	0	0	0	0	0	0.0003	0	0	0	0	0	0	0.0096	0	0
600	0.0103	0	0	0	0	0	0	0	0.0003	0	0	0	0	0	0	0.0099	0	0
660	0.0103	0	0	0	0	0	0	0	0.0003	0	0	0	0	0	0	0.0101	0	0
720	0.0103	0	0	0	0	0	0	0	0.0003	0	0	0	0	0	0	0.0104	0	0
MAX	**0.0103**	**0.0000**	**0.0000**	**0.0000**	**0.0000**	**0.0000**	**0.0000**	**0.0000**	**0.0003**	**0.0000**	**0.0000**	**0.0000**	**0.0000**	**0.0000**	**0.0000**	**0.0104**	**0.0000**	**0.0000**

TSP/PM30 Running Emission Factors (g/km-veh) at different speeds

Speed (kph)	PC	TAXI	LGV3	LGV4	LGV6	HGV7	HGV8	PLB	PV4	PV5	NFB6	NFB7	NFB8	FBSD	FBDD	MC	HGV9	NFB9
21	0.0058	0	0.0102	0.0104	0.0164	0.0306	0.0421	0.0379	0.0063	0.0283	0.0437	0.0351	0.0592	0.0161	0.0259	0.006	0.0426	0.0674
22	0.0056	0	0.0099	0.0101	0.016	0.0302	0.0408	0.0369	0.0062	0.0275	0.0425	0.0346	0.0574	0.0157	0.0252	0.0057	0.0414	0.0654
23	0.0053	0	0.0096	0.0098	0.0157	0.0297	0.0397	0.0359	0.006	0.0268	0.0414	0.0341	0.0558	0.0153	0.0246	0.0055	0.0402	0.0635
24	0.0051	0	0.0094	0.0096	0.0154	0.0293	0.0386	0.0351	0.0058	0.0261	0.0404	0.0336	0.0542	0.015	0.0241	0.0052	0.0391	0.0618
25	0.0049	0	0.0091	0.0093	0.0151	0.0289	0.0376	0.0342	0.0057	0.0255	0.0395	0.0331	0.0528	0.0146	0.0235	0.005	0.038	0.0601
26	0.0047	0	0.0089	0.0091	0.0149	0.0285	0.0366	0.0335	0.0055	0.025	0.0386	0.0327	0.0515	0.0143	0.023	0.0048	0.0371	0.0586
27	0.0045	0	0.0087	0.0089	0.0146	0.0281	0.0357	0.0328	0.0054	0.0244	0.0377	0.0323	0.0502	0.014	0.0225	0.0046	0.0362	0.0572
28	0.0043	0	0.0085	0.0087	0.0144	0.0277	0.0349	0.0321	0.0053	0.0239	0.037	0.0318	0.0491	0.0138	0.0221	0.0044	0.0353	0.0559
29	0.0041	0	0.0083	0.0085	0.0141	0.0274	0.0341	0.0315	0.0051	0.0234	0.0362	0.0314	0.048	0.0135	0.0217	0.0042	0.0345	0.0546
30	0.004	0	0.0081	0.0082	0.0139	0.0271	0.0334	0.0309	0.005	0.023	0.0356	0.031	0.0469	0.0132	0.0213	0.0041	0.0338	0.0534
31	0.0038	0	0.0079	0.0081	0.0137	0.0267	0.0327	0.0303	0.0049	0.0226	0.0349	0.0307	0.0459	0.013	0.0209	0.0039	0.0331	0.0523
32	0.0037	0	0.0077	0.0079	0.0136	0.0264	0.032	0.0298	0.0048	0.0222	0.0343	0.0303	0.045	0.0128	0.0205	0.0038	0.0324	0.0513
33	0.0035	0	0.0075	0.0077	0.0134	0.0261	0.0314	0.0293	0.0046	0.0218	0.0337	0.03	0.0442	0.0126	0.0202	0.0036	0.0318	0.0503
34	0.0034	0	0.0073	0.0075	0.0132	0.0258	0.0308	0.0288	0.0045	0.0215	0.0332	0.0296	0.0433	0.0124	0.0199	0.0035	0.0312	0.0493
35	0.0033	0	0.0072	0.0073	0.0131	0.0255	0.0303	0.0284	0.0044	0.0211	0.0327	0.0293	0.0426	0.0122	0.0195	0.0034	0.0307	0.0485
36	0.0032	0	0.007	0.0072	0.0129	0.0252	0.0297	0.0279	0.0043	0.0208	0.0322	0.029	0.0418	0.012	0.0192	0.0033	0.0301	0.0476
37	0.0031	0	0.0069	0.007	0.0128	0.025	0.0293	0.0275	0.0042	0.0205	0.0317	0.0287	0.0411	0.0118	0.019	0.0031	0.0296	0.0468
38	0.003	0	0.0067	0.0069	0.0127	0.0247	0.0288	0.0272	0.0042	0.0202	0.0313	0.0283	0.0405	0.0116	0.0187	0.003	0.0292	0.0461
39	0.0029	0	0.0066	0.0067	0.0125	0.0244	0.0283	0.0268	0.0041	0.02	0.0309	0.0281	0.0398	0.0115	0.0184	0.0029	0.0287	0.0454
40	0.0028	0	0.0064	0.0066	0.0124	0.0242	0.0279	0.0265	0.004	0.0197	0.0305	0.0278	0.0392	0.0113	0.0182	0.0029	0.0283	0.0447
41	0.0027	0	0.0063	0.0065	0.0123	0.0239	0.0275	0.0261	0.0039	0.0195	0.0301	0.0275	0.0387	0.0112	0.0179	0.0028	0.0279	0.044
42	0.0026	0	0.0062	0.0063	0.0122	0.0237	0.0271	0.0258	0.0038	0.0192	0.0298	0.0272	0.0381	0.011	0.0177	0.0027	0.0275	0.0434
43	0.0026	0	0.0061	0.0062	0.0121	0.0235	0.0268	0.0255	0.0037	0.019	0.0294	0.0269	0.0376	0.0109	0.0174	0.0026	0.0271	0.0428
44	0.0025	0	0.0059	0.0061	0.012	0.0232	0.0264	0.0253	0.0037	0.0188	0.0291	0.0267	0.0371	0.0107	0.0172	0.0025	0.0268	0.0423
45	0.0024	0	0.0058	0.006	0.012	0.023	0.0261	0.025	0.0036	0.0186	0.0288	0.0264	0.0367	0.0106	0.017	0.0025	0.0264	0.0418
46	0.0024	0	0.0057	0.0059	0.0119	0.0228	0.0258	0.0248	0.0035	0.0184	0.0285	0.0262	0.0362	0.0105	0.0168	0.0024	0.0261	0.0412
47	0.0023	0	0.0056	0.0058	0.0118	0.0226	0.0255	0.0245	0.0035	0.0183	0.0283	0.0259	0.0358	0.0103	0.0166	0.0023	0.0258	0.0408
48	0.0022	0	0.0055	0.0057	0.0117	0.0224	0.0252	0.0243	0.0034	0.0181	0.028	0.0257	0.0354	0.0102	0.0164	0.0023	0.0255	0.0403
49	0.0022	0	0.0054	0.0056	0.0117	0.0222	0.0249	0.0241	0.0033	0.0179	0.0278	0.0254	0.035	0.0101	0.0162	0.0022	0.0252	0.0399
50	0.0021	0	0.0053	0.0055	0.0116	0.022	0.0246	0.0239	0.0033	0.0178	0.0275	0.0252	0.0346	0.01	0.0161	0.0022	0.025	0.0394
70	0.0016	0	0.004	0.0041	0.0115	0.0194	0.0219	0.0218	0.0025	0.0163	0.0254	0.0222	0.0308	0.0087	0.0139	0.0016	0.0222	0.0351
71	0.0016	0	0.004	0.0041	0.0116	0.0194	0.0219	0.0218	0.0025	0.0162	0.0254	0.0222	0.0308	0.0087	0.0139	0.0016	0.0222	0.0351
74	0.0016	0	0.0039	0.004	0.0117	0.0194	0.0219	0.0218	0.0024	0.0162	0.0254	0.0222	0.0308	0.0087	0.0139	0.0016	0.0222	0.0351
75	0.0016	0	0.0039	0.0039	0.0118	0.0194	0.0219	0.0218	0.0024	0.0162	0.0254	0.0222	0.0308	0.0087	0.0139	0.0016	0.0222	0.0351
76	0.0016	0	0.0038	0.0039	0.0118	0.0194	0.0219	0.0218	0.0024	0.0162	0.0254	0.0222	0.0308	0.0087	0.0139	0.0016	0.0222	0.0351
78	0.0016	0	0.0038	0.0039	0.012	0.0194	0.0219	0.0218	0.0023	0.0162	0.0254	0.0222	0.0308	0.0087	0.0139	0.0016	0.0222	0.0351
79	0.002	0	0.004	0.004	0.012	0.019	0.022	0.022	0.002	0.016	0.025	0.022	0.031	0.009	0.014	0.002	0.022	0.035
80	0.0016	0	0.0037	0.0038	0.0122	0.0194	0.0219	0.0218	0.0023	0.0163	0.0254	0.0222	0.0308	0.0087	0.0139	0.0016	0.0222	0.0351
81	0.0016	0	0.0037	0.0038	0.0123	0.0194	0.0219	0.0219	0.0023	0.0163	0.0254	0.0222	0.0308	0.0087	0.0139	0.0016	0.0222	0.0351
82	0.0016	0	0.0037	0.0037	0.0124	0.0194	0.0219	0.0219	0.0023	0.0163	0.0254	0.0222	0.0308	0.0087	0.0139	0.0016	0.0222	0.0351
83	0.0016	0	0.0036	0.0037	0.0125	0.0194	0.0219	0.022	0.0022	0.0164	0.0254	0.0222	0.0308	0.0087	0.0139	0.0016	0.0222	0.0351
84	0.0016	0	0.0036	0.0037	0.0126	0.0194	0.0219	0.022	0.0022	0.0164	0.0254	0.0222	0.0308	0.0087	0.0139	0.0016	0.0222	0.0351
85	0.0016	0	0.0036	0.0037	0.0127	0.0194	0.0219	0.0221	0.0022	0.0165	0.0254	0.0222	0.0308	0.0087	0.0139	0.0016	0.0222	0.0351
86	0.0016	0	0.0036	0.0037	0.0128	0.0194	0.0219	0.0222	0.0022	0.0165	0.0254	0.0222	0.0308	0.0087	0.0139	0.0016	0.0222	0.0351
87	0.0016	0	0.0036	0.0036	0.013	0.0194	0.0219	0.0223	0.0022	0.0166	0.0254	0.0222	0.0308	0.0087	0.0139	0.0017	0.0222	0.0351
88	0.0016	0	0.0035	0.0036	0.0131	0.0194	0.0219	0.0223	0.0022	0.0166	0.0254	0.0222	0.0308	0.0087	0.0139	0.0017	0.0222	0.0351
89	0.0017	0	0.0035	0.0036	0.0133	0.0194	0.0219	0.0224	0.0022	0.0167	0.0254	0.0222	0.0308	0.0087	0.0139	0.0017	0.0222	0.0351
90	0.0017	0	0.0035	0.0036	0.0135	0.0194	0.0219	0.0225	0.0022	0.0168	0.0254	0.0222	0.0308	0.0087	0.0139	0.0017	0.0222	0.0351
91	0.0017	0	0.0035	0.0036	0.0136	0.0194	0.0219	0.0226	0.0022	0.0169	0.0254	0.0222	0.0308	0.0087	0.0139	0.0017	0.0222	0.0351
92	0.0017	0	0.0035	0.0036	0.0138	0.0194	0.0219	0.0228	0.0022	0.017	0.0254	0.0222	0.0308	0.0087	0.0139	0.0017	0.0222	0.0351
93	0.0017	0	0.0035	0.0036	0.014	0.0194	0.0219	0.0229	0.0022	0.017	0.0254	0.0222	0.0308	0.0087	0.0139	0.0018	0.0222	0.0351
94	0.0018	0	0.0035	0.0036	0.0142	0.0194	0.0219	0.023	0.0022	0.0171	0.0254	0.0222	0.0308	0.0087	0.0139	0.0018	0.0222	0.0351
95	0.0018	0	0.0035	0.0036	0.0145	0.0194	0.0219	0.0232	0.0022	0.0173	0.0254	0.0222	0.0308	0.0087	0.0139	0.0018	0.0222	0.0351
96	0.0018	0	0.0035	0.0036	0.0147	0.0194	0.0219	0.0233	0.0022	0.0174	0.0254	0.0222	0.0308	0.0087	0.0139	0.0018	0.0222	0.0351
97	0.0018	0	0.0035	0.0035	0.015	0.0194	0.0219	0.0235	0.0022	0.0175	0.0254	0.0222	0.0308	0.0087	0.0139	0.0019	0.0222	0.0351
98	0.0019	0	0.0035	0.0035	0.0153	0.0194	0.0219	0.0237	0.0022	0.0176	0.0254	0.0222	0.0308	0.0087	0.0139	0.0019	0.0222	0.0351
99	0.002	0	0.004	0.004	0.016	0.019	0.022	0.024	0.002	0.018	0.025	0.022	0.031	0.009	0.014	0.002	0.022	0.035

TSP/PM30 Start Emissions Factors (g/trip)

Soak Time (min)	PC	TAXI	LGV3	LGV4	LGV6	HGV7	HGV8	PLB	PV4	PV5	NFB6	NFB7	NFB8	FBSD	FBDD	MC	HGV9	NFB9
5	0.0004	0	0	0	0	0	0	0	0	0	0	0	0	0	0	0.0009	0	0
10	0.0008	0	0	0	0	0	0	0	0	0	0	0	0	0	0	0.0015	0	0
20	0.0016	0	0	0	0	0	0	0	0.0001	0	0	0	0	0	0	0.0026	0	0
30	0.0023	0	0	0	0	0	0	0	0.0001	0	0	0	0	0	0	0.0036	0	0
40	0.003	0	0	0	0	0	0	0	0.0001	0	0	0	0	0	0	0.0046	0	0
50	0.0037	0	0	0	0	0	0	0	0.0001	0	0	0	0	0	0	0.0054	0	0
60	0.0043	0	0	0	0	0	0	0	0.0002	0	0	0	0	0	0	0.0061	0	0
120	0.0072	0	0	0	0	0	0	0	0.0002	0	0	0	0	0	0	0.0085	0	0
180	0.008	0	0	0	0	0	0	0	0.0003	0	0	0	0	0	0	0.0088	0	0
240	0.0088	0	0	0	0	0	0	0	0.0003	0	0	0	0	0	0	0.0091	0	0
300	0.0095	0	0	0	0	0	0	0	0.0003	0	0	0	0	0	0	0.0095	0	0
360	0.0101	0	0	0	0	0	0	0	0.0003	0	0	0	0	0	0	0.0098	0	0
420	0.0105	0	0	0	0	0	0	0	0.0003	0	0	0	0	0	0	0.0101	0	0
480	0.0109	0	0	0	0	0	0	0	0.0004	0	0	0	0	0	0	0.0105	0	0
540	0.0112	0	0	0	0	0	0	0	0.0004	0	0	0	0	0	0	0.0108	0	0
600	0.0114	0	0	0	0	0	0	0	0.0004	0	0	0	0	0	0	0.0111	0	0
660	0.0115	0	0	0	0	0	0	0	0.0004	0	0	0	0	0	0	0.0114	0	0
720	0.0115	0	0	0	0	0	0	0	0.0004	0	0	0	0	0	0	0.0118	0	0
MAX	**0.0115**	**0.0000**	**0.0000**	**0.0000**	**0.0000**	**0.0000**	**0.0000**	**0.0000**	**0.0004**	**0.0000**	**0.0000**	**0.0000**	**0.0000**	**0.0000**	**0.0000**	**0.0118**	**0.0000**	**0.0000**

Appendix 3.8

Sensitivity Test of Composite Vehicular Emission Factors in Operation Phase and Composite Emission Factors for CALINE4

Sensitivity Test on Open Road Emission in g/hour

		Hourly Emission (g/hr)											
Year		Year 2029				Year 2036				Year 2044			
Start Hour	End Hour	Residual NOx	NO2	PM10/RSP	PM2.5/FSP	Residual NOx	NO2	PM10/RSP	PM2.5/FSP	Residual NOx	NO2	PM10/RSP	PM2.5/FSP
0000	0100	1722.6	199.6	81.3	74.6	766.1	140.9	32.8	30.2	787.8	148.5	33.0	30.4
0100	0200	906.1	135.5	38.7	35.3	550.2	80.8	24.2	22.2	552.6	80.4	24.1	22.2
0200	0300	725.4	108.0	30.9	28.3	435.1	63.6	19.3	17.8	436.0	63.2	19.2	17.7
0300	0400	544.8	79.2	23.2	21.3	328.4	46.3	14.5	13.4	329.0	46.0	14.5	13.4
0400	0500	479.0	68.4	20.1	18.4	289.3	40.2	12.5	11.6	294.6	40.2	12.6	11.7
0500	0600	737.2	82.9	34.5	31.7	329.3	57.1	14.1	13.1	336.8	60.1	14.2	13.1
0600	0700	1311.4	150.4	62.3	57.1	594.7	106.1	25.7	23.6	615.1	112.4	26.1	24.0
0700	0800	3572.2	423.0	166.4	152.8	1619.9	303.7	68.0	62.8	1686.4	323.3	69.3	64.0
0800	0900	6601.8	781.9	303.4	278.5	3051.9	573.9	126.6	116.5	3184.1	614.5	128.7	118.7
0900	1000	5851.4	694.6	269.4	247.6	2673.1	507.0	110.6	102.1	2748.3	534.4	111.0	102.6
1000	1100	5873.8	696.6	270.3	248.4	2680.3	508.6	110.9	102.4	2764.8	537.6	111.6	103.2
1100	1200	5647.9	671.9	260.4	239.3	2597.6	491.9	107.6	99.3	2682.2	520.4	108.5	100.2
1200	1300	4718.2	558.2	218.6	200.6	2141.0	402.5	89.3	82.1	2212.7	426.7	90.1	83.2
1300	1400	4380.5	506.6	204.8	188.2	1963.5	364.6	83.1	76.5	2025.3	386.7	84.0	77.3
1400	1500	4921.9	571.2	229.6	210.9	2205.0	412.1	93.0	85.6	2278.0	437.4	93.8	86.5
1500	1600	5289.6	615.0	246.1	226.0	2382.4	446.7	100.2	92.4	2467.4	475.0	101.3	93.6
1600	1700	5483.5	634.9	255.0	234.4	2452.4	459.3	103.0	95.0	2536.6	488.1	104.0	96.1
1700	1800	5967.5	692.3	276.9	254.5	2703.4	509.7	113.1	104.4	2796.7	541.9	114.0	105.3
1800	1900	6107.2	708.8	282.8	259.6	2771.7	521.1	115.1	106.3	2890.3	557.7	117.4	108.3
1900	2000	5382.4	624.8	250.4	230.0	2408.2	451.5	101.2	93.3	2487.8	478.5	102.1	94.3
2000	2100	4046.9	464.5	189.7	174.6	1811.4	335.0	76.7	70.8	1863.5	354.6	77.3	71.4
2100	2200	3135.2	364.4	147.7	135.5	1394.0	258.2	59.8	55.0	1441.4	274.9	60.3	55.6
2200	2300	3086.4	358.1	145.4	133.4	1363.4	253.3	58.5	53.8	1404.0	268.1	59.0	54.3
2300	0000	2547.3	289.3	120.6	110.8	1138.1	208.1	48.8	44.9	1172.5	220.4	49.2	45.3
TOTAL in g/day		**89040.1**	**10480.1**	**4128.3**	**3791.8**	**40650.5**	**7542.0**	**1708.6**	**1575.2**	**41993.9**	**7991.1**	**1725.4**	**1592.3**

Sensitivity Test on Open Road Emission in g/day

Year	Residual NOx	NO2	PM10/RSP	PM2.5/FSP	
2029	**89040.1**	**10480.1**	**4128.3**	**3791.8**	**Selected**
2036	40650.5	7542.0	1708.6	1575.2	
2044	41993.9	7991.1	1725.4	1592.3	

Traffic Data and Composite Emission Factors

Construction (2029 Traffic x 2024									Composite Emission Factor (g/mile-veh)		
Road Name	Road ID	Road Type	Road Length (km)	Speed Limit (km/hr)	Average Speed (km/hr)	Start Emission Estimated by Broad Brush Approach (Y/N)	Hour	Total Vehicle (Veh/hr)	RSP	FSP	TSP
Fan Kam Road	01/02	RR	0.10886	50	48	N	0000-0100	300	0.014456295	0.013211741	0.014510111
Fan Kam Road	01/02	RR	0.10886	50	49	N	0100-0200	200	0.012518725	0.011538417	0.012683787
Fan Kam Road	01/02	RR	0.10886	50	49	N	0200-0300	200	0.010746145	0.009909174	0.010914635
Fan Kam Road	01/02	RR	0.10886	50	49	N	0300-0400	150	0.012046535	0.011103079	0.012212335
Fan Kam Road	01/02	RR	0.10886	50	49	N	0400-0500	100	0.01129156	0.010414395	0.011453613
Fan Kam Road	01/02	RR	0.10886	50	49	N	0500-0600	100	0.013740619	0.012665473	0.013898415
Fan Kam Road	01/02	RR	0.10886	50	49	N	0600-0700	200	0.014769497	0.013608122	0.014929635
Fan Kam Road	01/02	RR	0.10886	50	46	N	0700-0800	550	0.016137298	0.014772379	0.016296904
Fan Kam Road	01/02	RR	0.10886	50	41	N	0800-0900	850	0.01660347	0.015222324	0.016777201
Fan Kam Road	01/02	RR	0.10886	50	41	N	0900-1000	900	0.016222406	0.01487119	0.016396158
Fan Kam Road	01/02	RR	0.10886	50	41	N	1000-1100	900	0.017026666	0.015611729	0.017199372
Fan Kam Road	01/02	RR	0.10886	50	41	N	1100-1200	850	0.016517182	0.015142693	0.016690504
Fan Kam Road	01/02	RR	0.10886	50	44	N	1200-1300	750	0.015656221	0.01433756	0.015815816
Fan Kam Road	01/02	RR	0.10886	50	44	N	1300-1400	700	0.017333023	0.015881554	0.017489801
Fan Kam Road	01/02	RR	0.10886	50	43	N	1400-1500	750	0.017686147	0.016202108	0.017842289
Fan Kam Road	01/02	RR	0.10886	50	42	N	1500-1600	850	0.017892499	0.016408674	0.017945146
Fan Kam Road	01/02	RR	0.10886	50	42	N	1600-1700	850	0.017850349	0.016369094	0.017903578
Fan Kam Road	01/02	RR	0.10886	50	40	N	1700-1800	900	0.017910532	0.016417143	0.018068443
Fan Kam Road	01/02	RR	0.10886	50	38	N	1800-1900	1050	0.019401345	0.017815353	0.019575959
Fan Kam Road	01/02	RR	0.10886	50	42	N	1900-2000	850	0.018043404	0.016546652	0.018096751
Fan Kam Road	01/02	RR	0.10886	50	45	N	2000-2100	650	0.017364167	0.016000634	0.017525613
Fan Kam Road	01/02	RR	0.10886	50	47	N	2100-2200	550	0.016238083	0.014968056	0.016400623
Fan Kam Road	01/02	RR	0.10886	50	47	N	2200-2300	500	0.016554565	0.015259558	0.016716256
Fan Kam Road	01/02	RR	0.10886	50	47	N	2300-0000	400	0.016122811	0.01486197	0.016284662
Fan Kam Road	03/04	RR	0.13435	50	49	N	0000-0100	200	0.014594119	0.013452064	0.014750153
Fan Kam Road	03/04	RR	0.13435	50	49	N	0100-0200	150	0.011436138	0.01054645	0.011601579
Fan Kam Road	03/04	RR	0.13435	50	49	N	0200-0300	150	0.011319739	0.010437309	0.011487331
Fan Kam Road	03/04	RR	0.13435	50	49	N	0300-0400	100	0.011723588	0.010814542	0.011885158
Fan Kam Road	03/04	RR	0.13435	50	50	N	0400-0500	100	0.012468908	0.011376919	0.012509511
Fan Kam Road	03/04	RR	0.13435	50	50	N	0500-0600	100	0.012843853	0.011723186	0.01288407
Fan Kam Road	03/04	RR	0.13435	50	49	N	0600-0700	150	0.014143366	0.013037264	0.014302986
Fan Kam Road	03/04	RR	0.13435	50	48	N	0700-0800	450	0.015369296	0.01405186	0.015423012
Fan Kam Road	03/04	RR	0.13435	50	43	N	0800-0900	700	0.01626918	0.014899093	0.016428299
Fan Kam Road	03/04	RR	0.13435	50	45	N	0900-1000	650	0.016389882	0.01510712	0.016551747
Fan Kam Road	03/04	RR	0.13435	50	45	N	1000-1100	650	0.016298593	0.015022233	0.016461196
Fan Kam Road	03/04	RR	0.13435	50	45	N	1100-1200	650	0.015907776	0.014663325	0.016070221
Fan Kam Road	03/04	RR	0.13435	50	46	N	1200-1300	550	0.015638882	0.014315724	0.015797682
Fan Kam Road	03/04	RR	0.13435	50	47	N	1300-1400	500	0.01584629	0.014608991	0.016009481
Fan Kam Road	03/04	RR	0.13435	50	46	N	1400-1500	600	0.015492298	0.014179663	0.01565278
Fan Kam Road	03/04	RR	0.13435	50	46	N	1500-1600	600	0.015331768	0.014031852	0.015492473
Fan Kam Road	03/04	RR	0.13435	50	45	N	1600-1700	600	0.015285663	0.0140898	0.015450008
Fan Kam Road	03/04	RR	0.13435	50	45	N	1700-1800	700	0.015783929	0.014547231	0.015948314
Fan Kam Road	03/04	RR	0.13435	50	45	N	1800-1900	700	0.016493322	0.015200656	0.016656091
Fan Kam Road	03/04	RR	0.13435	50	45	N	1900-2000	600	0.015363719	0.014160242	0.015529428
Fan Kam Road	03/04	RR	0.13435	50	47	N	2000-2100	500	0.015855402	0.014616178	0.016019648
Fan Kam Road	03/04	RR	0.13435	50	48	N	2100-2200	400	0.014692206	0.013429113	0.014746296
Fan Kam Road	03/04	RR	0.13435	50	48	N	2200-2300	400	0.01471557	0.013449807	0.014770264
Fan Kam Road	03/04	RR	0.13435	50	48	N	2300-0000	350	0.015897431	0.014539405	0.015950631
Fan Kam Road	05/06	RR	0.28702	50	48	N	0000-0100	300	0.011024916	0.010051488	0.011083142
Fan Kam Road	05/06	RR	0.28702	50	49	N	0100-0200	200	0.008094083	0.007474606	0.008269453
Fan Kam Road	05/06	RR	0.28702	50	49	N	0200-0300	200	0.007086014	0.006547874	0.007262599
Fan Kam Road	05/06	RR	0.28702	50	49	N	0300-0400	100	0.007337595	0.00677426	0.00751768
Fan Kam Road	05/06	RR	0.28702	50	49	N	0400-0500	100	0.006848515	0.006327852	0.007024135
Fan Kam Road	05/06	RR	0.28702	50	49	N	0500-0600	100	0.007211149	0.006660616	0.007385191
Fan Kam Road	05/06	RR	0.28702	50	49	N	0600-0700	200	0.009985577	0.009213446	0.010155339
Fan Kam Road	05/06	RR	0.28702	50	47	N	0700-0800	550	0.011332323	0.010456053	0.011505131
Fan Kam Road	05/06	RR	0.28702	50	40	N	0800-0900	1000	0.012598299	0.011528439	0.012769179
Fan Kam Road	05/06	RR	0.28702	50	43	N	0900-1000	850	0.011859631	0.010839234	0.012030322
Fan Kam Road	05/06	RR	0.28702	50	42	N	1000-1100	850	0.012456858	0.011402533	0.012514306
Fan Kam Road	05/06	RR	0.28702	50	43	N	1100-1200	850	0.012099432	0.011059814	0.012269998

Traffic Data and Composite Emission Factors

Construction (2029 Traffic x 2024									Composite Emission Factor (g/mile-veh)		
Road Name	Road ID	Road Type	Road Length (km)	Speed Limit (km/hr)	Average Speed (km/hr)	Start Emission Estimated by Broad Brush Approach (Y/N)	Hour	Total Vehicle (Veh/hr)	RSP	FSP	TSP
Fan Kam Road	05/06	RR	0.28702	50	45	N	1200-1300	750	0.011329691	0.010449183	0.011503268
Fan Kam Road	05/06	RR	0.28702	50	45	N	1300-1400	650	0.013401863	0.012355413	0.013571337
Fan Kam Road	05/06	RR	0.28702	50	44	N	1400-1500	750	0.013713722	0.01254538	0.013879797
Fan Kam Road	05/06	RR	0.28702	50	43	N	1500-1600	750	0.014097788	0.012898974	0.014264
Fan Kam Road	05/06	RR	0.28702	50	43	N	1600-1700	850	0.013975479	0.012786586	0.014141749
Fan Kam Road	05/06	RR	0.28702	50	42	N	1700-1800	850	0.014078377	0.012895299	0.014134904
Fan Kam Road	05/06	RR	0.28702	50	42	N	1800-1900	850	0.014300657	0.013100018	0.014356977
Fan Kam Road	05/06	RR	0.28702	50	43	N	1900-2000	800	0.013841936	0.012663566	0.0140088
Fan Kam Road	05/06	RR	0.28702	50	46	N	2000-2100	650	0.013105047	0.011980287	0.013271759
Fan Kam Road	05/06	RR	0.28702	50	47	N	2100-2200	500	0.0130002	0.011989227	0.013170083
Fan Kam Road	05/06	RR	0.28702	50	47	N	2200-2300	500	0.01312626	0.012107425	0.01329459
Fan Kam Road	05/06	RR	0.28702	50	48	N	2300-0000	400	0.013019907	0.011888828	0.013075719
Fan Kam Road	07/08	RR	1.94868	50	47	N	0000-0100	400	0.012893203	0.011890703	0.013065757
Fan Kam Road	07/08	RR	1.94868	50	48	N	0100-0200	300	0.010569858	0.009631256	0.010628502
Fan Kam Road	07/08	RR	1.94868	50	48	N	0200-0300	250	0.010507137	0.009571908	0.010566978
Fan Kam Road	07/08	RR	1.94868	50	49	N	0300-0400	200	0.008484783	0.007829442	0.008660089
Fan Kam Road	07/08	RR	1.94868	50	49	N	0400-0500	200	0.008454922	0.007804465	0.008627355
Fan Kam Road	07/08	RR	1.94868	50	49	N	0500-0600	200	0.010890672	0.010043554	0.01106115
Fan Kam Road	07/08	RR	1.94868	50	48	N	0600-0700	300	0.012841905	0.011723274	0.012899681
Fan Kam Road	07/08	RR	1.94868	50	42	N	0700-0800	850	0.014096733	0.012911108	0.014154438
Fan Kam Road	07/08	RR	1.94868	50	33	N	0800-0900	1400	0.016687867	0.01523463	0.01687427
Fan Kam Road	07/08	RR	1.94868	50	35	N	0900-1000	1250	0.016010698	0.01470341	0.016199562
Fan Kam Road	07/08	RR	1.94868	50	35	N	1000-1100	1300	0.01601669	0.014709348	0.016205362
Fan Kam Road	07/08	RR	1.94868	50	35	N	1100-1200	1250	0.016244727	0.014919524	0.016432951
Fan Kam Road	07/08	RR	1.94868	50	39	N	1200-1300	1050	0.014324377	0.013124774	0.014494438
Fan Kam Road	07/08	RR	1.94868	50	40	N	1300-1400	1000	0.013982874	0.012802629	0.014152177
Fan Kam Road	07/08	RR	1.94868	50	38	N	1400-1500	1100	0.014760018	0.013541551	0.014945551
Fan Kam Road	07/08	RR	1.94868	50	37	N	1500-1600	1150	0.015015187	0.013768923	0.015198401
Fan Kam Road	07/08	RR	1.94868	50	36	N	1600-1700	1200	0.015575907	0.014312854	0.015761593
Fan Kam Road	07/08	RR	1.94868	50	35	N	1700-1800	1300	0.015743247	0.01445903	0.015931596
Fan Kam Road	07/08	RR	1.94868	50	34	N	1800-1900	1400	0.01609443	0.014796667	0.016280126
Fan Kam Road	07/08	RR	1.94868	50	37	N	1900-2000	1200	0.015191531	0.013930964	0.015374981
Fan Kam Road	07/08	RR	1.94868	50	41	N	2000-2100	950	0.013600633	0.012457535	0.013783709
Fan Kam Road	07/08	RR	1.94868	50	44	N	2100-2200	750	0.013630577	0.012467592	0.013797926
Fan Kam Road	07/08	RR	1.94868	50	45	N	2200-2300	750	0.013521861	0.012466122	0.013692688
Fan Kam Road	07/08	RR	1.94868	50	46	N	2300-0000	600	0.012222638	0.011168493	0.012391627
Fan Kam Road	09/10	RR	0.27529	50	49	N	0000-0100	500	0.019761561	0.018196523	0.019908527
Fan Kam Road	09/10	RR	0.27529	50	49	N	0100-0200	400	0.017329392	0.015959366	0.017480976
Fan Kam Road	09/10	RR	0.27529	50	49	N	0200-0300	300	0.018175923	0.016739052	0.018326984
Fan Kam Road	09/10	RR	0.27529	50	50	N	0300-0400	200	0.015168647	0.013860612	0.015208067
Fan Kam Road	09/10	RR	0.27529	50	50	N	0400-0500	200	0.01568251	0.014336761	0.015719855
Fan Kam Road	09/10	RR	0.27529	50	50	N	0500-0600	200	0.018281263	0.016730161	0.018317859
Fan Kam Road	09/10	RR	0.27529	50	49	N	0600-0700	400	0.019876895	0.018302747	0.020024343
Fan Kam Road	09/10	RR	0.27529	50	48	N	0700-0800	950	0.020132471	0.018436421	0.020182096
Fan Kam Road	09/10	RR	0.27529	50	47	N	0800-0900	1550	0.020282186	0.018690442	0.020436079
Fan Kam Road	09/10	RR	0.27529	50	47	N	0900-1000	1450	0.020415105	0.018812834	0.020568654
Fan Kam Road	09/10	RR	0.27529	50	47	N	1000-1100	1450	0.02041588	0.018813822	0.020569323
Fan Kam Road	09/10	RR	0.27529	50	47	N	1100-1200	1450	0.020442649	0.018837648	0.020596744
Fan Kam Road	09/10	RR	0.27529	50	47	N	1200-1300	1250	0.020119861	0.018541053	0.020273558
Fan Kam Road	09/10	RR	0.27529	50	48	N	1300-1400	1200	0.014531692	0.013279285	0.014587504
Fan Kam Road	09/10	RR	0.27529	50	47	N	1400-1500	1300	0.0145034	0.013373262	0.014670941
Fan Kam Road	09/10	RR	0.27529	50	47	N	1500-1600	1400	0.014476009	0.013348366	0.014643429
Fan Kam Road	09/10	RR	0.27529	50	47	N	1600-1700	1450	0.014739171	0.013590389	0.014906201
Fan Kam Road	09/10	RR	0.27529	50	47	N	1700-1800	1550	0.014809472	0.013654848	0.014976609
Fan Kam Road	09/10	RR	0.27529	50	47	N	1800-1900	1650	0.014566958	0.013431592	0.014734551
Fan Kam Road	09/10	RR	0.27529	50	47	N	1900-2000	1400	0.014759431	0.013609015	0.01492673
Fan Kam Road	09/10	RR	0.27529	50	48	N	2000-2100	1100	0.014673886	0.013410503	0.01472928
Fan Kam Road	09/10	RR	0.27529	50	48	N	2100-2200	900	0.01469496	0.013429581	0.014750676
Fan Kam Road	09/10	RR	0.27529	50	48	N	2200-2300	900	0.014682689	0.013418759	0.01473789
Fan Kam Road	09/10	RR	0.27529	50	49	N	2300-0000	700	0.01414166	0.013033546	0.01430599

Traffic Data and Composite Emission Factors

Construction (2029 Traffic x 2024									Composite Emission Factor (g/mile-veh)		
Road Name	Road ID	Road Type	Road Length (km)	Speed Limit (km/hr)	Average Speed (km/hr)	Start Emission Estimated by Broad Brush Approach (Y/N)	Hour	Total Vehicle (Veh/hr)	RSP	FSP	TSP
Fan Kam Road	11	RR	0.0882	50	49	N	0000-0100	350	0.020458995	0.01884022	0.020613637
Fan Kam Road	11	RR	0.0882	50	49	N	0100-0200	300	0.014162002	0.013048448	0.014322373
Fan Kam Road	11	RR	0.0882	50	49	N	0200-0300	200	0.014263069	0.013140728	0.014424019
Fan Kam Road	11	RR	0.0882	50	50	N	0300-0400	200	0.014114719	0.012889059	0.014155613
Fan Kam Road	11	RR	0.0882	50	50	N	0400-0500	150	0.014864931	0.013580546	0.014904618
Fan Kam Road	11	RR	0.0882	50	50	N	0500-0600	150	0.021219442	0.019431187	0.021257825
Fan Kam Road	11	RR	0.0882	50	49	N	0600-0700	300	0.02076329	0.019120568	0.020916982
Fan Kam Road	11	RR	0.0882	50	48	N	0700-0800	750	0.020962929	0.01919838	0.021015265
Fan Kam Road	11	RR	0.0882	50	46	N	0800-0900	1300	0.021575815	0.019778918	0.021730006
Fan Kam Road	11	RR	0.0882	50	47	N	0900-1000	1150	0.02107679	0.019421064	0.021235922
Fan Kam Road	11	RR	0.0882	50	47	N	1000-1100	1150	0.021016085	0.01936559	0.021175201
Fan Kam Road	11	RR	0.0882	50	47	N	1100-1200	1100	0.021294614	0.019621154	0.021453988
Fan Kam Road	11	RR	0.0882	50	47	N	1200-1300	950	0.021177857	0.019513714	0.021337423
Fan Kam Road	11	RR	0.0882	50	48	N	1300-1400	900	0.018030028	0.016498399	0.018085454
Fan Kam Road	11	RR	0.0882	50	47	N	1400-1500	1000	0.018086645	0.016669698	0.018253389
Fan Kam Road	11	RR	0.0882	50	47	N	1500-1600	1050	0.018250315	0.016820252	0.018416866
Fan Kam Road	11	RR	0.0882	50	47	N	1600-1700	1100	0.018444853	0.016999179	0.018611371
Fan Kam Road	11	RR	0.0882	50	47	N	1700-1800	1200	0.018200618	0.01677408	0.018367411
Fan Kam Road	11	RR	0.0882	50	47	N	1800-1900	1200	0.018192861	0.016767192	0.01835967
Fan Kam Road	11	RR	0.0882	50	47	N	1900-2000	1050	0.018052205	0.016637382	0.018219319
Fan Kam Road	11	RR	0.0882	50	48	N	2000-2100	850	0.018233771	0.016685775	0.018289132
Fan Kam Road	11	RR	0.0882	50	48	N	2100-2200	650	0.017970997	0.016444502	0.018026101
Fan Kam Road	11	RR	0.0882	50	48	N	2200-2300	650	0.018220478	0.016674075	0.018275582
Fan Kam Road	11	RR	0.0882	50	49	N	2300-0000	550	0.017766546	0.016366835	0.017930764
Fan Kam Road	12	RR	0.09121	50	49	N	0000-0100	350	0.019622184	0.018071501	0.019779369
Fan Kam Road	12	RR	0.09121	50	49	N	0100-0200	300	0.012827566	0.01182274	0.012991381
Fan Kam Road	12	RR	0.09121	50	49	N	0200-0300	200	0.012915839	0.011904366	0.013079847
Fan Kam Road	12	RR	0.09121	50	50	N	0300-0400	150	0.013661898	0.012474202	0.013701874
Fan Kam Road	12	RR	0.09121	50	50	N	0400-0500	150	0.013493126	0.012315119	0.01353513
Fan Kam Road	12	RR	0.09121	50	50	N	0500-0600	150	0.020286248	0.018569722	0.020326755
Fan Kam Road	12	RR	0.09121	50	49	N	0600-0700	300	0.020236181	0.018635528	0.020393575
Fan Kam Road	12	RR	0.09121	50	48	N	0700-0800	700	0.020501465	0.018773529	0.020554703
Fan Kam Road	12	RR	0.09121	50	47	N	0800-0900	1150	0.020717327	0.019090312	0.020878422
Fan Kam Road	12	RR	0.09121	50	47	N	0900-1000	1100	0.020802831	0.019168848	0.020963878
Fan Kam Road	12	RR	0.09121	50	47	N	1000-1100	1100	0.020741837	0.01911302	0.020902788
Fan Kam Road	12	RR	0.09121	50	47	N	1100-1200	1050	0.020732133	0.019103477	0.020893389
Fan Kam Road	12	RR	0.09121	50	48	N	1200-1300	900	0.020603659	0.018867917	0.02065651
Fan Kam Road	12	RR	0.09121	50	48	N	1300-1400	850	0.018705985	0.017120169	0.018761282
Fan Kam Road	12	RR	0.09121	50	47	N	1400-1500	950	0.018714176	0.017247002	0.018879906
Fan Kam Road	12	RR	0.09121	50	47	N	1500-1600	1000	0.01878745	0.017314095	0.018953051
Fan Kam Road	12	RR	0.09121	50	47	N	1600-1700	1050	0.018820184	0.017344077	0.018985737
Fan Kam Road	12	RR	0.09121	50	47	N	1700-1800	1100	0.018806086	0.017331058	0.018971784
Fan Kam Road	12	RR	0.09121	50	47	N	1800-1900	1200	0.018760381	0.017289311	0.018925934
Fan Kam Road	12	RR	0.09121	50	47	N	1900-2000	1000	0.0186321	0.017171491	0.018797444
Fan Kam Road	12	RR	0.09121	50	48	N	2000-2100	800	0.018471809	0.016904903	0.018526849
Fan Kam Road	12	RR	0.09121	50	48	N	2100-2200	650	0.018633339	0.01705351	0.018688314
Fan Kam Road	12	RR	0.09121	50	48	N	2200-2300	600	0.018855187	0.0172578	0.018909969
Fan Kam Road	12	RR	0.09121	50	49	N	2300-0000	500	0.018437546	0.016983488	0.01859943
Castle Peak Road - Kwu Tu	13/14	LD	0.42005	50	30	N	0000-0100	450	0.030294266	0.027789982	0.03048251
Castle Peak Road - Kwu Tu	13/14	LD	0.42005	50	30	N	0100-0200	350	0.019596752	0.017942569	0.019792772
Castle Peak Road - Kwu Tu	13/14	LD	0.42005	50	30	N	0200-0300	250	0.01849966	0.016932935	0.018696618
Castle Peak Road - Kwu Tu	13/14	LD	0.42005	50	30	N	0300-0400	200	0.018975566	0.017375363	0.019168896
Castle Peak Road - Kwu Tu	13/14	LD	0.42005	50	30	N	0400-0500	150	0.017092365	0.01564292	0.017287825
Castle Peak Road - Kwu Tu	13/14	LD	0.42005	50	30	N	0500-0600	200	0.028943497	0.02654938	0.029130929
Castle Peak Road - Kwu Tu	13/14	LD	0.42005	50	30	N	0600-0700	350	0.030439829	0.027925392	0.030627046
Castle Peak Road - Kwu Tu	13/14	LD	0.42005	50	28	N	0700-0800	850	0.031638169	0.029045562	0.031925562
Castle Peak Road - Kwu Tu	13/14	LD	0.42005	50	26	N	0800-0900	1350	0.033061597	0.030380884	0.03325077
Castle Peak Road - Kwu Tu	13/14	LD	0.42005	50	27	N	0900-1000	1300	0.032991354	0.030292214	0.03318375
Castle Peak Road - Kwu Tu	13/14	LD	0.42005	50	27	N	1000-1100	1300	0.03289165	0.030200009	0.033084341
Castle Peak Road - Kwu Tu	13/14	LD	0.42005	50	27	N	1100-1200	1200	0.032839354	0.030151456	0.033032348

Traffic Data and Composite Emission Factors

Construction (2029 Traffic x 2024									Composite Emission Factor (g/mile-veh)		
Road Name	Road ID	Road Type	Road Length (km)	Speed Limit (km/hr)	Average Speed (km/hr)	Start Emission Estimated by Broad Brush Approach (Y/N)	Hour	Total Vehicle (Veh/hr)	RSP	FSP	TSP
Castle Peak Road - Kwu Tu	13/14	LD	0.42005	50	27	N	1200-1300	1050	0.033177398	0.030462224	0.033370127
Castle Peak Road - Kwu Tu	13/14	LD	0.42005	50	28	N	1300-1400	1050	0.025538358	0.023427526	0.025848161
Castle Peak Road - Kwu Tu	13/14	LD	0.42005	50	28	N	1400-1500	1150	0.025503854	0.023394366	0.025814505
Castle Peak Road - Kwu Tu	13/14	LD	0.42005	50	27	N	1500-1600	1250	0.026260555	0.024094065	0.02646284
Castle Peak Road - Kwu Tu	13/14	LD	0.42005	50	27	N	1600-1700	1250	0.026445691	0.024263893	0.026647711
Castle Peak Road - Kwu Tu	13/14	LD	0.42005	50	27	N	1700-1800	1350	0.026465322	0.024282029	0.026667517
Castle Peak Road - Kwu Tu	13/14	LD	0.42005	50	26	N	1800-1900	1450	0.026926065	0.024733482	0.027126086
Castle Peak Road - Kwu Tu	13/14	LD	0.42005	50	27	N	1900-2000	1250	0.026530779	0.024342368	0.026732701
Castle Peak Road - Kwu Tu	13/14	LD	0.42005	50	28	N	2000-2100	1000	0.025280138	0.023188845	0.02559107
Castle Peak Road - Kwu Tu	13/14	LD	0.42005	50	29	N	2100-2200	800	0.024559976	0.022515706	0.0247607
Castle Peak Road - Kwu Tu	13/14	LD	0.42005	50	29	N	2200-2300	750	0.024532181	0.022490026	0.024733102
Castle Peak Road - Kwu Tu	13/14	LD	0.42005	50	30	N	2300-0000	600	0.023908688	0.02190912	0.024109177
Po Kin Road	15/16	LD	0.1415	50	30	Y	0000-0100	300	0.033199962	0.029777442	0.034104616
Po Kin Road	15/16	LD	0.1415	50	30	Y	0100-0200	200	0.03226931	0.028931513	0.033172951
Po Kin Road	15/16	LD	0.1415	50	30	Y	0200-0300	200	0.030153177	0.026946507	0.031090755
Po Kin Road	15/16	LD	0.1415	50	30	Y	0300-0400	100	0.030983332	0.027668554	0.03194928
Po Kin Road	15/16	LD	0.1415	50	30	Y	0400-0500	100	0.029944198	0.026697855	0.030919592
Po Kin Road	15/16	LD	0.1415	50	30	Y	0500-0600	100	0.029956926	0.026726035	0.030914694
Po Kin Road	15/16	LD	0.1415	50	30	Y	0600-0700	200	0.030074234	0.02687747	0.031002523
Po Kin Road	15/16	LD	0.1415	50	29	Y	0700-0800	500	0.032668732	0.02930102	0.033574279
Po Kin Road	15/16	LD	0.1415	50	28	Y	0800-0900	900	0.033244406	0.029844213	0.034245154
Po Kin Road	15/16	LD	0.1415	50	28	Y	0900-1000	800	0.033468457	0.030051799	0.034466367
Po Kin Road	15/16	LD	0.1415	50	28	Y	1000-1100	800	0.033541403	0.030123044	0.034536641
Po Kin Road	15/16	LD	0.1415	50	28	Y	1100-1200	750	0.033497713	0.030079967	0.034495888
Po Kin Road	15/16	LD	0.1415	50	29	Y	1200-1300	650	0.032746202	0.029382602	0.033644784
Po Kin Road	15/16	LD	0.1415	50	29	Y	1300-1400	700	0.03399414	0.030542137	0.034879595
Po Kin Road	15/16	LD	0.1415	50	28	Y	1400-1500	750	0.035248763	0.031710376	0.036226351
Po Kin Road	15/16	LD	0.1415	50	28	Y	1500-1600	800	0.035433009	0.031874552	0.036412908
Po Kin Road	15/16	LD	0.1415	50	28	Y	1600-1700	800	0.035216624	0.031675427	0.036196675
Po Kin Road	15/16	LD	0.1415	50	28	Y	1700-1800	900	0.035035224	0.031507973	0.036017585
Po Kin Road	15/16	LD	0.1415	50	28	Y	1800-1900	950	0.034989712	0.0314654	0.035971807
Po Kin Road	15/16	LD	0.1415	50	28	Y	1900-2000	800	0.035244217	0.031700985	0.036224371
Po Kin Road	15/16	LD	0.1415	50	29	Y	2000-2100	600	0.033565606	0.030138817	0.034459133
Po Kin Road	15/16	LD	0.1415	50	30	Y	2100-2200	500	0.033645298	0.030202761	0.034537291
Po Kin Road	15/16	LD	0.1415	50	30	Y	2200-2300	500	0.033679939	0.030224868	0.034578145
Po Kin Road	15/16	LD	0.1415	50	30	Y	2300-0000	400	0.034076595	0.030610873	0.034958604
Po Kin Road	17/18	LD	0.1249	50	30	Y	0000-0100	200	0.030663376	0.027401492	0.031613426
Po Kin Road	17/18	LD	0.1249	50	30	Y	0100-0200	200	0.026151469	0.023248235	0.027120308
Po Kin Road	17/18	LD	0.1249	50	30	Y	0200-0300	150	0.026404487	0.023458177	0.027390481
Po Kin Road	17/18	LD	0.1249	50	30	Y	0300-0400	100	0.02674359	0.023750994	0.027736571
Po Kin Road	17/18	LD	0.1249	50	30	Y	0400-0500	100	0.025411365	0.022517714	0.026419227
Po Kin Road	17/18	LD	0.1249	50	30	Y	0500-0600	100	0.0253864	0.022579194	0.026328852
Po Kin Road	17/18	LD	0.1249	50	30	Y	0600-0700	200	0.026599424	0.023637011	0.027579692
Po Kin Road	17/18	LD	0.1249	50	28	Y	0700-0800	400	0.029492584	0.026366851	0.030536843
Po Kin Road	17/18	LD	0.1249	50	25	Y	0800-0900	700	0.031656447	0.028371091	0.032725648
Po Kin Road	17/18	LD	0.1249	50	25	Y	0900-1000	700	0.031771704	0.02849105	0.032829141
Po Kin Road	17/18	LD	0.1249	50	25	Y	1000-1100	700	0.031883382	0.028571366	0.032956809
Po Kin Road	17/18	LD	0.1249	50	26	Y	1100-1200	650	0.031303447	0.028031177	0.032258265
Po Kin Road	17/18	LD	0.1249	50	26	Y	1200-1300	500	0.031187298	0.027934338	0.032135485
Po Kin Road	17/18	LD	0.1249	50	27	Y	1300-1400	600	0.030999155	0.02774956	0.031944384
Po Kin Road	17/18	LD	0.1249	50	26	Y	1400-1500	700	0.033045531	0.029645616	0.033983804
Po Kin Road	17/18	LD	0.1249	50	26	Y	1500-1600	700	0.033010027	0.029616539	0.033945529
Po Kin Road	17/18	LD	0.1249	50	26	Y	1600-1700	700	0.032718468	0.029358143	0.033648477
Po Kin Road	17/18	LD	0.1249	50	25	Y	1700-1800	800	0.033430209	0.030007044	0.034484274
Po Kin Road	17/18	LD	0.1249	50	25	Y	1800-1900	800	0.033183841	0.029781222	0.034238569
Po Kin Road	17/18	LD	0.1249	50	26	Y	1900-2000	700	0.032977927	0.02958499	0.033915107
Po Kin Road	17/18	LD	0.1249	50	27	Y	2000-2100	600	0.031363329	0.028064616	0.032321681
Po Kin Road	17/18	LD	0.1249	50	28	Y	2100-2200	400	0.031298109	0.02803496	0.032328066
Po Kin Road	17/18	LD	0.1249	50	28	Y	2200-2300	400	0.031065753	0.027809009	0.032103061
Po Kin Road	17/18	LD	0.1249	50	29	Y	2300-0000	400	0.03110289	0.027822915	0.032045537

Traffic Data and Composite Emission Factors

Construction (2029 Traffic x 2024									Composite Emission Factor (g/mile-veh)		
Road Name	Road ID	Road Type	Road Length (km)	Speed Limit (km/hr)	Average Speed (km/hr)	Start Emission Estimated by Broad Brush Approach (Y/N)	Hour	Total Vehicle (Veh/hr)	RSP	FSP	TSP
Po Kin Road	19/20	LD	0.2318	50	30	N	0000-0100	200	0.029245933	0.026826026	0.02943285
Po Kin Road	19/20	LD	0.2318	50	30	N	0100-0200	150	0.01462744	0.013366428	0.014831344
Po Kin Road	19/20	LD	0.2318	50	30	N	0200-0300	100	0.016520512	0.015115554	0.016714293
Po Kin Road	19/20	LD	0.2318	50	30	N	0300-0400	100	0.013145806	0.011996774	0.013354827
Po Kin Road	19/20	LD	0.2318	50	30	N	0400-0500	100	0.012402297	0.011325823	0.012604616
Po Kin Road	19/20	LD	0.2318	50	30	N	0500-0600	100	0.020947905	0.019193004	0.021140126
Po Kin Road	19/20	LD	0.2318	50	30	N	0600-0700	200	0.023234365	0.021295146	0.023424654
Po Kin Road	19/20	LD	0.2318	50	29	N	0700-0800	400	0.028293563	0.025961109	0.028479885
Po Kin Road	19/20	LD	0.2318	50	26	N	0800-0900	600	0.030847797	0.028340542	0.03103552
Po Kin Road	19/20	LD	0.2318	50	27	N	0900-1000	550	0.030425356	0.027929021	0.030615884
Po Kin Road	19/20	LD	0.2318	50	27	N	1000-1100	550	0.03031248	0.027825744	0.030502886
Po Kin Road	19/20	LD	0.2318	50	27	N	1100-1200	550	0.030144649	0.027672654	0.030334314
Po Kin Road	19/20	LD	0.2318	50	28	N	1200-1300	450	0.028924801	0.026547764	0.029214125
Po Kin Road	19/20	LD	0.2318	50	28	N	1300-1400	450	0.031526024	0.028943072	0.03181395
Po Kin Road	19/20	LD	0.2318	50	28	N	1400-1500	500	0.031493808	0.028913169	0.031780496
Po Kin Road	19/20	LD	0.2318	50	27	N	1500-1600	550	0.031622152	0.029031899	0.031810945
Po Kin Road	19/20	LD	0.2318	50	27	N	1600-1700	550	0.031605957	0.029015347	0.031795289
Po Kin Road	19/20	LD	0.2318	50	27	N	1700-1800	600	0.031742162	0.02914176	0.031930793
Po Kin Road	19/20	LD	0.2318	50	27	N	1800-1900	600	0.031593217	0.029004957	0.031781961
Po Kin Road	19/20	LD	0.2318	50	27	N	1900-2000	550	0.031382509	0.028813199	0.031570023
Po Kin Road	19/20	LD	0.2318	50	28	N	2000-2100	400	0.030682594	0.028169378	0.030968896
Po Kin Road	19/20	LD	0.2318	50	29	N	2100-2200	350	0.030631454	0.028112695	0.030817241
Po Kin Road	19/20	LD	0.2318	50	29	N	2200-2300	300	0.031287345	0.028718728	0.031470698
Po Kin Road	19/20	LD	0.2318	50	30	N	2300-0000	300	0.028174705	0.025843337	0.028361051
Po Kin Road	21	LD	0.184	50	29	N	0000-0100	100	0.082549643	0.07589412	0.082699875
Po Kin Road	21	LD	0.184	50	30	N	0100-0200	100	0.017199639	0.015748091	0.017390169
Po Kin Road	21	LD	0.184	50	30	N	0200-0300	50	0.019604642	0.017953182	0.019798263
Po Kin Road	21	LD	0.184	50	30	N	0300-0400	50	0.01770972	0.016205563	0.017905674
Po Kin Road	21	LD	0.184	50	30	N	0400-0500	50	0.018494694	0.016936913	0.018685224
Po Kin Road	21	LD	0.184	50	30	N	0500-0600	50	0.080767294	0.074254311	0.080915064
Po Kin Road	21	LD	0.184	50	30	N	0600-0700	100	0.081384156	0.074820044	0.081531588
Po Kin Road	21	LD	0.184	50	26	N	0700-0800	250	0.089368337	0.082204616	0.089516911
Po Kin Road	21	LD	0.184	50	24	N	0800-0900	350	0.093369375	0.085879633	0.09360574
Po Kin Road	21	LD	0.184	50	23	N	0900-1000	400	0.095671172	0.08793079	0.095838447
Po Kin Road	21	LD	0.184	50	23	N	1000-1100	400	0.095488044	0.087762727	0.095655255
Po Kin Road	21	LD	0.184	50	24	N	1100-1200	350	0.093221251	0.085745076	0.093457471
Po Kin Road	21	LD	0.184	50	25	N	1200-1300	300	0.091426607	0.084092585	0.091660976
Po Kin Road	21	LD	0.184	50	26	N	1300-1400	300	0.050810547	0.046715845	0.050990697
Po Kin Road	21	LD	0.184	50	26	N	1400-1500	350	0.050886524	0.046787412	0.051065998
Po Kin Road	21	LD	0.184	50	25	N	1500-1600	350	0.051815888	0.047640944	0.052109142
Po Kin Road	21	LD	0.184	50	25	N	1600-1700	350	0.051957542	0.047771381	0.052251296
Po Kin Road	21	LD	0.184	50	24	N	1700-1800	400	0.054612928	0.05022444	0.054903945
Po Kin Road	21	LD	0.184	50	22	N	1800-1900	500	0.056531105	0.051921622	0.056838168
Po Kin Road	21	LD	0.184	50	25	N	1900-2000	350	0.051084006	0.046969638	0.051376762
Po Kin Road	21	LD	0.184	50	27	N	2000-2100	300	0.050107746	0.046034641	0.050288749
Po Kin Road	21	LD	0.184	50	28	N	2100-2200	200	0.048286934	0.044362404	0.04856651
Po Kin Road	21	LD	0.184	50	28	N	2200-2300	200	0.049168839	0.045177634	0.049447481
Po Kin Road	21	LD	0.184	50	29	N	2300-0000	200	0.048014489	0.044107758	0.048193399
Po Kin Road	22	LD	0.18362	50	29	N	0000-0100	150	0.045527344	0.041813992	0.045709908
Po Kin Road	22	LD	0.18362	50	30	N	0100-0200	100	0.012358153	0.011279892	0.012562539
Po Kin Road	22	LD	0.18362	50	30	N	0200-0300	100	0.013807817	0.012610787	0.014013218
Po Kin Road	22	LD	0.18362	50	30	N	0300-0400	50	0.01377798	0.012595708	0.013975881
Po Kin Road	22	LD	0.18362	50	30	N	0400-0500	50	0.010832816	0.009883883	0.011038265
Po Kin Road	22	LD	0.18362	50	30	N	0500-0600	50	0.040591341	0.037275738	0.040773567
Po Kin Road	22	LD	0.18362	50	30	N	0600-0700	100	0.041923878	0.038489264	0.04211061
Po Kin Road	22	LD	0.18362	50	27	N	0700-0800	300	0.046733451	0.042930796	0.046916916
Po Kin Road	22	LD	0.18362	50	22	N	0800-0900	450	0.053286909	0.048937351	0.053595661
Po Kin Road	22	LD	0.18362	50	24	N	0900-1000	450	0.050595104	0.046528742	0.050887763
Po Kin Road	22	LD	0.18362	50	24	N	1000-1100	450	0.050526642	0.046466203	0.050819334
Po Kin Road	22	LD	0.18362	50	24	N	1100-1200	400	0.050663147	0.046591684	0.050956031

Traffic Data and Composite Emission Factors

Construction (2029 Traffic x 2024									Composite Emission Factor (g/mile-veh)		
Road Name	Road ID	Road Type	Road Length (km)	Speed Limit (km/hr)	Average Speed (km/hr)	Start Emission Estimated by Broad Brush Approach (Y/N)	Hour	Total Vehicle (Veh/hr)	RSP	FSP	TSP
Po Kin Road	22	LD	0.18362	50	25	N	1200-1300	350	0.048562148	0.044649897	0.048855129
Po Kin Road	22	LD	0.18362	50	25	N	1300-1400	350	0.0610986	0.056179849	0.061377564
Po Kin Road	22	LD	0.18362	50	24	N	1400-1500	350	0.062377417	0.057366016	0.062654337
Po Kin Road	22	LD	0.18362	50	24	N	1500-1600	400	0.061438284	0.056501058	0.061717425
Po Kin Road	22	LD	0.18362	50	24	N	1600-1700	400	0.061949766	0.056970568	0.062226992
Po Kin Road	22	LD	0.18362	50	23	N	1700-1800	450	0.063328089	0.05816174	0.0635257
Po Kin Road	22	LD	0.18362	50	24	N	1800-1900	400	0.061815853	0.056848661	0.06209414
Po Kin Road	22	LD	0.18362	50	24	N	1900-2000	400	0.061362677	0.056432854	0.061639485
Po Kin Road	22	LD	0.18362	50	26	N	2000-2100	300	0.058172893	0.053491891	0.058346606
Po Kin Road	22	LD	0.18362	50	27	N	2100-2200	250	0.057085089	0.052450742	0.05726157
Po Kin Road	22	LD	0.18362	50	27	N	2200-2300	250	0.056542113	0.051955724	0.056716276
Po Kin Road	22	LD	0.18362	50	28	N	2300-0000	200	0.05550967	0.051013582	0.055776564
Pak Wo Road	23	DD	0.07982	50	40	N	0000-0100	200	0.044185698	0.040599597	0.044328206
Pak Wo Road	23	DD	0.07982	50	40	N	0100-0200	150	0.025219402	0.023141208	0.025375203
Pak Wo Road	23	DD	0.07982	50	40	N	0200-0300	100	0.025543186	0.023436909	0.025700049
Pak Wo Road	23	DD	0.07982	50	40	N	0300-0400	100	0.025712779	0.02359456	0.02586866
Pak Wo Road	23	DD	0.07982	50	40	N	0400-0500	100	0.027214747	0.024985001	0.027369405
Pak Wo Road	23	DD	0.07982	50	40	N	0500-0600	100	0.042769797	0.039300535	0.042913093
Pak Wo Road	23	DD	0.07982	50	40	N	0600-0700	150	0.044376856	0.040776979	0.044519026
Pak Wo Road	23	DD	0.07982	50	38	N	0700-0800	400	0.044661485	0.041056474	0.044820118
Pak Wo Road	23	DD	0.07982	50	35	N	0800-0900	700	0.047020703	0.043235461	0.04718381
Pak Wo Road	23	DD	0.07982	50	36	N	0900-1000	650	0.046414028	0.04268558	0.046572259
Pak Wo Road	23	DD	0.07982	50	36	N	1000-1100	650	0.046273645	0.042555368	0.04643289
Pak Wo Road	23	DD	0.07982	50	36	N	1100-1200	650	0.046570231	0.04282886	0.046729122
Pak Wo Road	23	DD	0.07982	50	37	N	1200-1300	550	0.045505151	0.04182199	0.045659519
Pak Wo Road	23	DD	0.07982	50	37	N	1300-1400	500	0.04469821	0.041078731	0.044856328
Pak Wo Road	23	DD	0.07982	50	37	N	1400-1500	550	0.044807323	0.041179637	0.044965087
Pak Wo Road	23	DD	0.07982	50	37	N	1500-1600	600	0.044995826	0.041351998	0.045154588
Pak Wo Road	23	DD	0.07982	50	37	N	1600-1700	600	0.044816062	0.041187571	0.044974325
Pak Wo Road	23	DD	0.07982	50	36	N	1700-1800	650	0.045425987	0.041774949	0.045588354
Pak Wo Road	23	DD	0.07982	50	36	N	1800-1900	650	0.045425987	0.041774949	0.045588354
Pak Wo Road	23	DD	0.07982	50	37	N	1900-2000	600	0.044966681	0.041326554	0.045124396
Pak Wo Road	23	DD	0.07982	50	38	N	2000-2100	500	0.043674667	0.040144973	0.043837662
Pak Wo Road	23	DD	0.07982	50	39	N	2100-2200	400	0.043761202	0.040212276	0.043907523
Pak Wo Road	23	DD	0.07982	50	39	N	2200-2300	350	0.043536312	0.040006699	0.043682376
Pak Wo Road	23	DD	0.07982	50	39	N	2300-0000	300	0.042822262	0.039349475	0.042968326
Pak Wo Road	24	DD	0.06463	50	40	N	0000-0100	150	0.056508494	0.051939212	0.056645948
Pak Wo Road	24	DD	0.06463	50	40	N	0100-0200	100	0.025950752	0.023816827	0.026105974
Pak Wo Road	24	DD	0.06463	50	40	N	0200-0300	100	0.025550702	0.023447965	0.025709673
Pak Wo Road	24	DD	0.06463	50	40	N	0300-0400	50	0.027280167	0.02503539	0.0274388
Pak Wo Road	24	DD	0.06463	50	40	N	0400-0500	50	0.03144832	0.028870473	0.031606422
Pak Wo Road	24	DD	0.06463	50	40	N	0500-0600	50	0.055088634	0.050641791	0.055223593
Pak Wo Road	24	DD	0.06463	50	40	N	0600-0700	100	0.052948174	0.048663231	0.05309015
Pak Wo Road	24	DD	0.06463	50	39	N	0700-0800	300	0.05587549	0.051363067	0.056012365
Pak Wo Road	24	DD	0.06463	50	37	N	0800-0900	500	0.057848289	0.05318	0.05799659
Pak Wo Road	24	DD	0.06463	50	37	N	0900-1000	500	0.057608834	0.052960357	0.05775617
Pak Wo Road	24	DD	0.06463	50	37	N	1000-1100	500	0.058008483	0.053328317	0.058155528
Pak Wo Road	24	DD	0.06463	50	38	N	1100-1200	450	0.056918426	0.052332874	0.057069141
Pak Wo Road	24	DD	0.06463	50	38	N	1200-1300	400	0.057208156	0.052597804	0.057359563
Pak Wo Road	24	DD	0.06463	50	39	N	1300-1400	400	0.044151966	0.040574314	0.044299334
Pak Wo Road	24	DD	0.06463	50	38	N	1400-1500	400	0.04553465	0.041857219	0.045696341
Pak Wo Road	24	DD	0.06463	50	38	N	1500-1600	450	0.045645872	0.041958785	0.045807869
Pak Wo Road	24	DD	0.06463	50	38	N	1600-1700	450	0.045637922	0.041952058	0.045799243
Pak Wo Road	24	DD	0.06463	50	38	N	1700-1800	500	0.045431073	0.041761399	0.045593005
Pak Wo Road	24	DD	0.06463	50	37	N	1800-1900	550	0.045836032	0.042128586	0.04599518
Pak Wo Road	24	DD	0.06463	50	38	N	1900-2000	450	0.045672796	0.041985113	0.045833007
Pak Wo Road	24	DD	0.06463	50	39	N	2000-2100	350	0.044275403	0.040688175	0.044422288
Pak Wo Road	24	DD	0.06463	50	39	N	2100-2200	300	0.044576077	0.040966077	0.04472161
Pak Wo Road	24	DD	0.06463	50	39	N	2200-2300	300	0.045056836	0.041407375	0.045202224

Traffic Data and Composite Emission Factors

Construction (2029 Traffic x 2024									Composite Emission Factor (g/mile-veh)		
Road Name	Road ID	Road Type	Road Length (km)	Speed Limit (km/hr)	Average Speed (km/hr)	Start Emission Estimated by Broad Brush Approach (Y/N)	Hour	Total Vehicle (Veh/hr)	RSP	FSP	TSP
Pak Wo Road	24	DD	0.06463	50	40	N	2300-0000	250	0.043700545	0.040155161	0.043847929
Pak Wo Road	25/26	DD	0.11311	50	39	N	0000-0100	250	0.075521329	0.069439547	0.075645029
Pak Wo Road	25/26	DD	0.11311	50	40	N	0100-0200	200	0.029068422	0.026683607	0.029221889
Pak Wo Road	25/26	DD	0.11311	50	40	N	0200-0300	100	0.03180495	0.029206858	0.031954764
Pak Wo Road	25/26	DD	0.11311	50	40	N	0300-0400	100	0.034035678	0.03125985	0.034182965
Pak Wo Road	25/26	DD	0.11311	50	40	N	0400-0500	100	0.039196708	0.03601534	0.039341026
Pak Wo Road	25/26	DD	0.11311	50	40	N	0500-0600	100	0.072533649	0.066694249	0.072657907
Pak Wo Road	25/26	DD	0.11311	50	40	N	0600-0700	200	0.072932581	0.067059522	0.073056107
Pak Wo Road	25/26	DD	0.11311	50	37	N	0700-0800	500	0.076125294	0.069995223	0.076259675
Pak Wo Road	25/26	DD	0.11311	50	33	N	0800-0900	800	0.081166709	0.074603748	0.081305797
Pak Wo Road	25/26	DD	0.11311	50	33	N	0900-1000	800	0.08085996	0.074321252	0.080999289
Pak Wo Road	25/26	DD	0.11311	50	33	N	1000-1100	800	0.081428727	0.074845206	0.081567541
Pak Wo Road	25/26	DD	0.11311	50	34	N	1100-1200	750	0.080336168	0.073909609	0.080474895
Pak Wo Road	25/26	DD	0.11311	50	35	N	1200-1300	650	0.079266515	0.072906649	0.079408109
Pak Wo Road	25/26	DD	0.11311	50	36	N	1300-1400	650	0.061773675	0.056813375	0.061926103
Pak Wo Road	25/26	DD	0.11311	50	35	N	1400-1500	700	0.063042527	0.057977575	0.063197684
Pak Wo Road	25/26	DD	0.11311	50	34	N	1500-1600	750	0.064139198	0.059004744	0.064290664
Pak Wo Road	25/26	DD	0.11311	50	34	N	1600-1700	750	0.063977662	0.05885729	0.064128553
Pak Wo Road	25/26	DD	0.11311	50	34	N	1700-1800	850	0.064352009	0.059200243	0.064503218
Pak Wo Road	25/26	DD	0.11311	50	33	N	1800-1900	900	0.0649724	0.059691579	0.06512412
Pak Wo Road	25/26	DD	0.11311	50	34	N	1900-2000	750	0.064037006	0.058910498	0.064188402
Pak Wo Road	25/26	DD	0.11311	50	36	N	2000-2100	600	0.061630738	0.056683486	0.061781807
Pak Wo Road	25/26	DD	0.11311	50	37	N	2100-2200	450	0.060918266	0.05600359	0.061065585
Pak Wo Road	25/26	DD	0.11311	50	37	N	2200-2300	450	0.060666863	0.055770813	0.060815009
Pak Wo Road	25/26	DD	0.11311	50	38	N	2300-0000	400	0.060871385	0.05596979	0.061021746
Ching Hiu Road	27/28	LD	0.08318	50	30	Y	0000-0100	300	0.047651744	0.043111194	0.048516734
Ching Hiu Road	27/28	LD	0.08318	50	30	Y	0100-0200	200	0.031916571	0.02856586	0.032853627
Ching Hiu Road	27/28	LD	0.08318	50	30	Y	0200-0300	200	0.029643336	0.026439254	0.030611755
Ching Hiu Road	27/28	LD	0.08318	50	30	Y	0300-0400	100	0.029611818	0.026433147	0.030566108
Ching Hiu Road	27/28	LD	0.08318	50	30	Y	0400-0500	100	0.030093061	0.026883794	0.03103558
Ching Hiu Road	27/28	LD	0.08318	50	30	Y	0500-0600	100	0.043825181	0.039555355	0.044720084
Ching Hiu Road	27/28	LD	0.08318	50	30	Y	0600-0700	200	0.044610785	0.040292223	0.045498464
Ching Hiu Road	27/28	LD	0.08318	50	29	Y	0700-0800	550	0.047230382	0.042745432	0.048087987
Ching Hiu Road	27/28	LD	0.08318	50	27	Y	0800-0900	950	0.049130066	0.044486763	0.050002846
Ching Hiu Road	27/28	LD	0.08318	50	28	Y	0900-1000	850	0.048158074	0.043595317	0.049119193
Ching Hiu Road	27/28	LD	0.08318	50	28	Y	1000-1100	850	0.048059703	0.043495952	0.049026972
Ching Hiu Road	27/28	LD	0.08318	50	28	Y	1100-1200	800	0.048217505	0.043656162	0.049173072
Ching Hiu Road	27/28	LD	0.08318	50	28	Y	1200-1300	700	0.048546085	0.04395281	0.049505188
Ching Hiu Road	27/28	LD	0.08318	50	29	Y	1300-1400	700	0.06250233	0.056809732	0.063329786
Ching Hiu Road	27/28	LD	0.08318	50	28	Y	1400-1500	750	0.062325325	0.056654071	0.063244843
Ching Hiu Road	27/28	LD	0.08318	50	28	Y	1500-1600	800	0.063629458	0.057857024	0.064545227
Ching Hiu Road	27/28	LD	0.08318	50	28	Y	1600-1700	800	0.063736234	0.05795959	0.06464632
Ching Hiu Road	27/28	LD	0.08318	50	28	Y	1700-1800	900	0.063346855	0.057596105	0.064262192
Ching Hiu Road	27/28	LD	0.08318	50	27	Y	1800-1900	900	0.062436098	0.056743895	0.063275727
Ching Hiu Road	27/28	LD	0.08318	50	28	Y	1900-2000	800	0.06324606	0.057504164	0.064161065
Ching Hiu Road	27/28	LD	0.08318	50	29	Y	2000-2100	600	0.062161764	0.056506943	0.062982298
Ching Hiu Road	27/28	LD	0.08318	50	29	Y	2100-2200	500	0.062479159	0.056780721	0.063311056
Ching Hiu Road	27/28	LD	0.08318	50	29	Y	2200-2300	500	0.062102978	0.056462685	0.062915279
Ching Hiu Road	27/28	LD	0.08318	50	30	Y	2300-0000	400	0.061763387	0.056105645	0.062603768
Ching Hiu Road	29/30	LD	0.28297	50	30	Y	0000-0100	300	0.040612197	0.036632028	0.04148561
Ching Hiu Road	29/30	LD	0.28297	50	30	Y	0100-0200	200	0.03190675	0.028576612	0.032827966
Ching Hiu Road	29/30	LD	0.28297	50	30	Y	0200-0300	200	0.02931063	0.026134925	0.030278557
Ching Hiu Road	29/30	LD	0.28297	50	30	Y	0300-0400	100	0.029141496	0.026053551	0.030057952
Ching Hiu Road	29/30	LD	0.28297	50	30	Y	0400-0500	100	0.029590987	0.026475964	0.030494619
Ching Hiu Road	29/30	LD	0.28297	50	30	Y	0500-0600	100	0.034916024	0.031396211	0.035795932
Ching Hiu Road	29/30	LD	0.28297	50	30	Y	0600-0700	200	0.037248258	0.033516421	0.038143377
Ching Hiu Road	29/30	LD	0.28297	50	29	Y	0700-0800	600	0.039578185	0.035673765	0.040466268
Ching Hiu Road	29/30	LD	0.28297	50	27	Y	0800-0900	1000	0.040656844	0.036674156	0.04155252
Ching Hiu Road	29/30	LD	0.28297	50	28	Y	0900-1000	900	0.040500167	0.036528415	0.0414868

Traffic Data and Composite Emission Factors

Construction (2029 Traffic x 2024									Composite Emission Factor (g/mile-veh)		
Road Name	Road ID	Road Type	Road Length (km)	Speed Limit (km/hr)	Average Speed (km/hr)	Start Emission Estimated by Broad Brush Approach (Y/N)	Hour	Total Vehicle (Veh/hr)	RSP	FSP	TSP
Ching Hiu Road	29/30	LD	0.28297	50	28	Y	1000-1100	900	0.040863717	0.036858541	0.04185175
Ching Hiu Road	29/30	LD	0.28297	50	28	Y	1100-1200	850	0.040467533	0.036500789	0.041452205
Ching Hiu Road	29/30	LD	0.28297	50	28	Y	1200-1300	750	0.040333193	0.036377132	0.041318671
Ching Hiu Road	29/30	LD	0.28297	50	29	Y	1300-1400	700	0.041561291	0.037507076	0.042440302
Ching Hiu Road	29/30	LD	0.28297	50	28	Y	1400-1500	800	0.043312966	0.039128643	0.044283866
Ching Hiu Road	29/30	LD	0.28297	50	28	Y	1500-1600	850	0.042997415	0.038830734	0.043975501
Ching Hiu Road	29/30	LD	0.28297	50	28	Y	1600-1700	850	0.04294968	0.038788784	0.043926508
Ching Hiu Road	29/30	LD	0.28297	50	28	Y	1700-1800	900	0.042770771	0.038637102	0.043739319
Ching Hiu Road	29/30	LD	0.28297	50	27	Y	1800-1900	950	0.043403257	0.039213006	0.0442856
Ching Hiu Road	29/30	LD	0.28297	50	28	Y	1900-2000	850	0.042716958	0.038583307	0.043687383
Ching Hiu Road	29/30	LD	0.28297	50	29	Y	2000-2100	650	0.041149472	0.037132214	0.042026879
Ching Hiu Road	29/30	LD	0.28297	50	29	Y	2100-2200	500	0.0420114	0.037926097	0.042885255
Ching Hiu Road	29/30	LD	0.28297	50	30	Y	2200-2300	500	0.041580117	0.03750539	0.042464929
Ching Hiu Road	29/30	LD	0.28297	50	30	Y	2300-0000	400	0.041330728	0.037296552	0.042200469
Ching Hiu Road	31/32	LD	0.1094	50	30	Y	0000-0100	200	0.044062601	0.039873927	0.044872576
Ching Hiu Road	31/32	LD	0.1094	50	30	Y	0100-0200	100	0.033836893	0.030364909	0.034738804
Ching Hiu Road	31/32	LD	0.1094	50	30	Y	0200-0300	100	0.034585286	0.03109697	0.035449099
Ching Hiu Road	31/32	LD	0.1094	50	30	Y	0300-0400	100	0.032749159	0.029446279	0.03359237
Ching Hiu Road	31/32	LD	0.1094	50	30	Y	0400-0500	100	0.03551152	0.031853979	0.036446676
Ching Hiu Road	31/32	LD	0.1094	50	30	Y	0500-0600	100	0.040874135	0.03681054	0.041777138
Ching Hiu Road	31/32	LD	0.1094	50	30	Y	0600-0700	100	0.043228783	0.039091133	0.044048545
Ching Hiu Road	31/32	LD	0.1094	50	30	Y	0700-0800	400	0.045919681	0.041558335	0.046736056
Ching Hiu Road	31/32	LD	0.1094	50	30	Y	0800-0900	550	0.045941403	0.04158196	0.046756613
Ching Hiu Road	31/32	LD	0.1094	50	29	Y	0900-1000	550	0.046381284	0.041998535	0.04719766
Ching Hiu Road	31/32	LD	0.1094	50	29	Y	1000-1100	550	0.046215555	0.041850116	0.047028266
Ching Hiu Road	31/32	LD	0.1094	50	29	Y	1100-1200	550	0.046923768	0.042496655	0.047739475
Ching Hiu Road	31/32	LD	0.1094	50	30	Y	1200-1300	450	0.047112263	0.042662017	0.047924302
Ching Hiu Road	31/32	LD	0.1094	50	30	Y	1300-1400	450	0.039094544	0.03518052	0.040020831
Ching Hiu Road	31/32	LD	0.1094	50	30	Y	1400-1500	500	0.040822244	0.036773019	0.041743527
Ching Hiu Road	31/32	LD	0.1094	50	30	Y	1500-1600	500	0.040700166	0.036667651	0.041614902
Ching Hiu Road	31/32	LD	0.1094	50	29	Y	1600-1700	500	0.040843532	0.036798247	0.04176685
Ching Hiu Road	31/32	LD	0.1094	50	29	Y	1700-1800	550	0.040437705	0.036445901	0.041349386
Ching Hiu Road	31/32	LD	0.1094	50	29	Y	1800-1900	650	0.04079302	0.036760129	0.041712103
Ching Hiu Road	31/32	LD	0.1094	50	29	Y	1900-2000	500	0.041238934	0.0371668	0.042159662
Ching Hiu Road	31/32	LD	0.1094	50	30	Y	2000-2100	400	0.040550311	0.036542872	0.041456593
Ching Hiu Road	31/32	LD	0.1094	50	30	Y	2100-2200	300	0.039080929	0.035173939	0.040003039
Ching Hiu Road	31/32	LD	0.1094	50	30	Y	2200-2300	300	0.039294751	0.035390526	0.040200884
Ching Hiu Road	31/32	LD	0.1094	50	30	Y	2300-0000	250	0.039445496	0.035497757	0.040380007
Ching Shing Road	33/34	LD	0.19971	50	29	Y	0000-0100	350	0.040641554	0.036667906	0.041515379
Ching Shing Road	33/34	LD	0.19971	50	30	Y	0100-0200	300	0.03406014	0.030610563	0.034935356
Ching Shing Road	33/34	LD	0.19971	50	30	Y	0200-0300	200	0.032499168	0.029142876	0.033400681
Ching Shing Road	33/34	LD	0.19971	50	30	Y	0300-0400	200	0.031043096	0.027798257	0.031951001
Ching Shing Road	33/34	LD	0.19971	50	30	Y	0400-0500	150	0.03069129	0.027500601	0.031580664
Ching Shing Road	33/34	LD	0.19971	50	30	Y	0500-0600	150	0.036862784	0.033174528	0.037749547
Ching Shing Road	33/34	LD	0.19971	50	30	Y	0600-0700	250	0.039060253	0.035183781	0.03995166
Ching Shing Road	33/34	LD	0.19971	50	27	Y	0700-0800	750	0.041216991	0.037196602	0.042108637
Ching Shing Road	33/34	LD	0.19971	50	22	Y	0800-0900	1150	0.045947831	0.041525511	0.046952997
Ching Shing Road	33/34	LD	0.19971	50	23	Y	0900-1000	1100	0.045118999	0.040749575	0.046018809
Ching Shing Road	33/34	LD	0.19971	50	23	Y	1000-1100	1100	0.045298245	0.040909102	0.046202037
Ching Shing Road	33/34	LD	0.19971	50	23	Y	1100-1200	1100	0.04512062	0.04074215	0.04602581
Ching Shing Road	33/34	LD	0.19971	50	25	Y	1200-1300	900	0.043102351	0.038962052	0.044086038
Ching Shing Road	33/34	LD	0.19971	50	26	Y	1300-1400	850	0.037871035	0.034096968	0.038805668
Ching Shing Road	33/34	LD	0.19971	50	25	Y	1400-1500	950	0.039061224	0.035190179	0.040113608
Ching Shing Road	33/34	LD	0.19971	50	24	Y	1500-1600	1000	0.040043114	0.036105288	0.041098476
Ching Shing Road	33/34	LD	0.19971	50	24	Y	1600-1700	1050	0.040137032	0.036202099	0.041184148
Ching Shing Road	33/34	LD	0.19971	50	23	Y	1700-1800	1100	0.040903997	0.036814717	0.041865163
Ching Shing Road	33/34	LD	0.19971	50	23	Y	1800-1900	1200	0.040652649	0.036581158	0.041615788
Ching Shing Road	33/34	LD	0.19971	50	24	Y	1900-2000	1000	0.039946509	0.036029176	0.040993686
Ching Shing Road	33/34	LD	0.19971	50	26	Y	2000-2100	800	0.037804442	0.034041207	0.038735238

Traffic Data and Composite Emission Factors

Construction (2029 Traffic x 2024									Composite Emission Factor (g/mile-veh)		
Road Name	Road ID	Road Type	Road Length (km)	Speed Limit (km/hr)	Average Speed (km/hr)	Start Emission Estimated by Broad Brush Approach (Y/N)	Hour	Total Vehicle (Veh/hr)	RSP	FSP	TSP
Ching Shing Road	33/34	LD	0.19971	50	27	Y	2100-2200	650	0.037278034	0.033543327	0.038206505
Ching Shing Road	33/34	LD	0.19971	50	27	Y	2200-2300	650	0.037651543	0.03387377	0.038588101
Ching Shing Road	33/34	LD	0.19971	50	28	Y	2300-0000	550	0.036425854	0.03273355	0.037469831
Ping Kong Road	35a/36a	LD	0.08788	50	30	Y	0000-0100	100	0.030643392	0.027327094	0.031633223
Ping Kong Road	35a/36a	LD	0.08788	50	30	Y	0100-0200	100	0.031387408	0.02817151	0.032252755
Ping Kong Road	35a/36a	LD	0.08788	50	30	Y	0200-0300	100	0.027878104	0.024694557	0.028939303
Ping Kong Road	35a/36a	LD	0.08788	50	30	Y	0300-0400	100	0.02783693	0.024939094	0.028686961
Ping Kong Road	35a/36a	LD	0.08788	50	30	Y	0400-0500	100	0.03085925	0.027587182	0.031797311
Ping Kong Road	35a/36a	LD	0.08788	50	30	Y	0500-0600	100	0.031246823	0.027966322	0.03214666
Ping Kong Road	35a/36a	LD	0.08788	50	30	Y	0600-0700	100	0.031914988	0.028655492	0.032766826
Ping Kong Road	35a/36a	LD	0.08788	50	30	Y	0700-0800	200	0.03440236	0.030911122	0.035273833
Ping Kong Road	35a/36a	LD	0.08788	50	29	Y	0800-0900	350	0.034025282	0.030556395	0.034915667
Ping Kong Road	35a/36a	LD	0.08788	50	30	Y	0900-1000	250	0.034056818	0.030561277	0.034954107
Ping Kong Road	35a/36a	LD	0.08788	50	30	Y	1000-1100	250	0.033970688	0.030485002	0.03486643
Ping Kong Road	35a/36a	LD	0.08788	50	30	Y	1100-1200	250	0.034212874	0.030724122	0.035093904
Ping Kong Road	35a/36a	LD	0.08788	50	30	Y	1200-1300	250	0.03473249	0.031197432	0.035617872
Ping Kong Road	35a/36a	LD	0.08788	50	30	Y	1300-1400	200	0.04393545	0.03978973	0.044683902
Ping Kong Road	35a/36a	LD	0.08788	50	30	Y	1400-1500	250	0.043479871	0.039351936	0.04423895
Ping Kong Road	35a/36a	LD	0.08788	50	30	Y	1500-1600	250	0.042457655	0.038397307	0.043232703
Ping Kong Road	35a/36a	LD	0.08788	50	30	Y	1600-1700	250	0.042994455	0.038883139	0.043772676
Ping Kong Road	35a/36a	LD	0.08788	50	30	Y	1700-1800	250	0.044507818	0.04029301	0.045270189
Ping Kong Road	35a/36a	LD	0.08788	50	30	Y	1800-1900	200	0.043337474	0.039220801	0.04409863
Ping Kong Road	35a/36a	LD	0.08788	50	30	Y	1900-2000	250	0.043499287	0.039364655	0.044266127
Ping Kong Road	35a/36a	LD	0.08788	50	30	Y	2000-2100	200	0.043853759	0.039687088	0.044618255
Ping Kong Road	35a/36a	LD	0.08788	50	30	Y	2100-2200	150	0.045138154	0.0408591	0.045908537
Ping Kong Road	35a/36a	LD	0.08788	50	30	Y	2200-2300	150	0.04538356	0.041079093	0.046156426
Ping Kong Road	35a/36a	LD	0.08788	50	30	Y	2300-0000	100	0.046208462	0.041798629	0.047027282
Ping Kong Road	35b/36b	LD	0.13047	50	30	Y	0000-0100	100	0.036047975	0.032276734	0.037030047
Ping Kong Road	35b/36b	LD	0.13047	50	30	Y	0100-0200	100	0.037059258	0.033494452	0.037813612
Ping Kong Road	35b/36b	LD	0.13047	50	30	Y	0200-0300	100	0.031560321	0.028202762	0.032513858
Ping Kong Road	35b/36b	LD	0.13047	50	30	Y	0300-0400	100	0.033141131	0.029768523	0.033988901
Ping Kong Road	35b/36b	LD	0.13047	50	30	Y	0400-0500	100	0.035886769	0.03217966	0.036821391
Ping Kong Road	35b/36b	LD	0.13047	50	30	Y	0500-0600	100	0.035443493	0.031845778	0.03630163
Ping Kong Road	35b/36b	LD	0.13047	50	30	Y	0600-0700	100	0.034900919	0.031468028	0.035698471
Ping Kong Road	35b/36b	LD	0.13047	50	30	Y	0700-0800	100	0.035069637	0.031627009	0.035851632
Ping Kong Road	35b/36b	LD	0.13047	50	30	Y	0800-0900	250	0.038201241	0.034470472	0.039006227
Ping Kong Road	35b/36b	LD	0.13047	50	30	Y	0900-1000	200	0.04052899	0.036627775	0.041318802
Ping Kong Road	35b/36b	LD	0.13047	50	30	Y	1000-1100	200	0.04052899	0.036627775	0.041318802
Ping Kong Road	35b/36b	LD	0.13047	50	30	Y	1100-1200	150	0.038748253	0.034959913	0.039562877
Ping Kong Road	35b/36b	LD	0.13047	50	30	Y	1200-1300	150	0.040391232	0.03648137	0.041194634
Ping Kong Road	35b/36b	LD	0.13047	50	30	Y	1300-1400	150	0.051601395	0.04694377	0.05220898
Ping Kong Road	35b/36b	LD	0.13047	50	30	Y	1400-1500	150	0.051424361	0.046752127	0.052054607
Ping Kong Road	35b/36b	LD	0.13047	50	30	Y	1500-1600	150	0.05198633	0.04725869	0.052623322
Ping Kong Road	35b/36b	LD	0.13047	50	30	Y	1600-1700	150	0.052691753	0.047926731	0.053311397
Ping Kong Road	35b/36b	LD	0.13047	50	30	Y	1700-1800	200	0.052664163	0.047915539	0.053273188
Ping Kong Road	35b/36b	LD	0.13047	50	30	Y	1800-1900	100	0.052359862	0.047650409	0.052958998
Ping Kong Road	35b/36b	LD	0.13047	50	30	Y	1900-2000	150	0.051716117	0.047014552	0.052351787
Ping Kong Road	35b/36b	LD	0.13047	50	30	Y	2000-2100	150	0.052248749	0.047501403	0.052881787
Ping Kong Road	35b/36b	LD	0.13047	50	30	Y	2100-2200	100	0.052859495	0.048112642	0.053456348
Ping Kong Road	35b/36b	LD	0.13047	50	30	Y	2200-2300	100	0.051212412	0.046580725	0.051826472
Ping Kong Road	35b/36b	LD	0.13047	50	30	Y	2300-0000	100	0.054351733	0.04938791	0.055036145
Ping Kong Road	35d/36d	LD	0.05136	50	30	Y	0000-0100	100	0.018897292	0.016506731	0.019954419
Ping Kong Road	35d/36d	LD	0.05136	50	30	Y	0100-0200	100	0.019910412	0.017310424	0.021062467
Ping Kong Road	35d/36d	LD	0.05136	50	30	Y	0200-0300	100	0.021535635	0.018499111	0.022887319
Ping Kong Road	35d/36d	LD	0.05136	50	30	Y	0300-0400	100	0.021030614	0.018129834	0.022320221
Ping Kong Road	35d/36d	LD	0.05136	50	30	Y	0400-0500	100	0.015293429	0.013589771	0.016040211
Ping Kong Road	35d/36d	LD	0.05136	50	30	Y	0500-0600	100	0.017331425	0.015462868	0.01804599
Ping Kong Road	35d/36d	LD	0.05136	50	30	Y	0600-0700	100	0.021290805	0.018576771	0.022407679
Ping Kong Road	35d/36d	LD	0.05136	50	30	Y	0700-0800	100	0.0207077	0.018211188	0.021688764

Traffic Data and Composite Emission Factors

Construction (2029 Traffic x 2024									Composite Emission Factor (g/mile-veh)		
Road Name	Road ID	Road Type	Road Length (km)	Speed Limit (km/hr)	Average Speed (km/hr)	Start Emission Estimated by Broad Brush Approach (Y/N)	Hour	Total Vehicle (Veh/hr)	RSP	FSP	TSP
Ping Kong Road	35d/36d	LD	0.05136	50	30	Y	0800-0900	200	0.02344748	0.020710968	0.024449655
Ping Kong Road	35d/36d	LD	0.05136	50	30	Y	0900-1000	150	0.024535922	0.021789443	0.025472605
Ping Kong Road	35d/36d	LD	0.05136	50	30	Y	1000-1100	150	0.024535922	0.021789443	0.025472605
Ping Kong Road	35d/36d	LD	0.05136	50	30	Y	1100-1200	150	0.025043242	0.022225937	0.026001517
Ping Kong Road	35d/36d	LD	0.05136	50	30	Y	1200-1300	100	0.025290135	0.022397256	0.026285697
Ping Kong Road	35d/36d	LD	0.05136	50	30	Y	1300-1400	100	0.022768416	0.020111603	0.023716391
Ping Kong Road	35d/36d	LD	0.05136	50	30	Y	1400-1500	100	0.022259959	0.019726163	0.023148607
Ping Kong Road	35d/36d	LD	0.05136	50	30	Y	1500-1600	100	0.022038905	0.019557867	0.022905624
Ping Kong Road	35d/36d	LD	0.05136	50	30	Y	1600-1700	100	0.022278833	0.019732476	0.023181679
Ping Kong Road	35d/36d	LD	0.05136	50	30	Y	1700-1800	150	0.021760542	0.019320032	0.022616237
Ping Kong Road	35d/36d	LD	0.05136	50	30	Y	1800-1900	100	0.022131112	0.019614368	0.023018331
Ping Kong Road	35d/36d	LD	0.05136	50	30	Y	1900-2000	100	0.021912586	0.019454634	0.022772247
Ping Kong Road	35d/36d	LD	0.05136	50	30	Y	2000-2100	100	0.021632651	0.019258041	0.022447824
Ping Kong Road	35d/36d	LD	0.05136	50	30	Y	2100-2200	100	0.022201781	0.019706055	0.023060961
Ping Kong Road	35d/36d	LD	0.05136	50	30	Y	2200-2300	100	0.022434287	0.019913272	0.023302277
Ping Kong Road	35d/36d	LD	0.05136	50	30	Y	2300-0000	100	0.021635115	0.018877567	0.022768335
Ping Kong Road	35e/36e	LD	0.37785	50	30	Y	0000-0100	100	0.01877107	0.01638543	0.019826336
Ping Kong Road	35e/36e	LD	0.37785	50	30	Y	0100-0200	100	0.020002856	0.017378046	0.021166263
Ping Kong Road	35e/36e	LD	0.37785	50	30	Y	0200-0300	100	0.021278037	0.01831082	0.022598025
Ping Kong Road	35e/36e	LD	0.37785	50	30	Y	0300-0400	100	0.022862476	0.019469674	0.024377085
Ping Kong Road	35e/36e	LD	0.37785	50	30	Y	0400-0500	100	0.015574572	0.013681183	0.016409653
Ping Kong Road	35e/36e	LD	0.37785	50	30	Y	0500-0600	100	0.018267936	0.016157816	0.019067214
Ping Kong Road	35e/36e	LD	0.37785	50	30	Y	0600-0700	100	0.021856549	0.019078593	0.022972726
Ping Kong Road	35e/36e	LD	0.37785	50	30	Y	0700-0800	100	0.020825983	0.018347952	0.021787599
Ping Kong Road	35e/36e	LD	0.37785	50	30	Y	0800-0900	150	0.024243809	0.021471432	0.025217684
Ping Kong Road	35e/36e	LD	0.37785	50	30	Y	0900-1000	100	0.025247155	0.022487098	0.026139022
Ping Kong Road	35e/36e	LD	0.37785	50	30	Y	1000-1100	100	0.025247155	0.022487098	0.026139022
Ping Kong Road	35e/36e	LD	0.37785	50	30	Y	1100-1200	100	0.025554029	0.022746489	0.026458223
Ping Kong Road	35e/36e	LD	0.37785	50	30	Y	1200-1300	100	0.026894502	0.023930802	0.027840628
Ping Kong Road	35e/36e	LD	0.37785	50	30	Y	1300-1400	100	0.023114432	0.020413443	0.024074176
Ping Kong Road	35e/36e	LD	0.37785	50	30	Y	1400-1500	100	0.022494479	0.019912037	0.023405639
Ping Kong Road	35e/36e	LD	0.37785	50	30	Y	1500-1600	100	0.022242598	0.01972455	0.023125132
Ping Kong Road	35e/36e	LD	0.37785	50	30	Y	1600-1700	100	0.022169053	0.01966468	0.023047374
Ping Kong Road	35e/36e	LD	0.37785	50	30	Y	1700-1800	100	0.02182348	0.019400091	0.022659946
Ping Kong Road	35e/36e	LD	0.37785	50	30	Y	1800-1900	100	0.022143636	0.019667895	0.02299889
Ping Kong Road	35e/36e	LD	0.37785	50	30	Y	1900-2000	100	0.022242598	0.01972455	0.023125132
Ping Kong Road	35e/36e	LD	0.37785	50	30	Y	2000-2100	100	0.021826613	0.01952392	0.022577735
Ping Kong Road	35e/36e	LD	0.37785	50	30	Y	2100-2200	100	0.022070253	0.01972745	0.022820204
Ping Kong Road	35e/36e	LD	0.37785	50	30	Y	2200-2300	100	0.022398631	0.020020676	0.023160457
Ping Kong Road	35e/36e	LD	0.37785	50	30	Y	2300-0000	100	0.021249785	0.018729611	0.022235094
Po Ping Road	37/38	LD	0.09988	50	30	Y	0000-0100	200	0.072259424	0.065741217	0.073129741
Po Ping Road	37/38	LD	0.09988	50	30	Y	0100-0200	150	0.022138194	0.01952276	0.023147607
Po Ping Road	37/38	LD	0.09988	50	30	Y	0200-0300	100	0.022572164	0.019884606	0.023613892
Po Ping Road	37/38	LD	0.09988	50	30	Y	0300-0400	100	0.023989107	0.021089986	0.025095367
Po Ping Road	37/38	LD	0.09988	50	30	Y	0400-0500	100	0.024382869	0.021490744	0.025470681
Po Ping Road	37/38	LD	0.09988	50	30	Y	0500-0600	100	0.07362807	0.06694345	0.074545464
Po Ping Road	37/38	LD	0.09988	50	30	Y	0600-0700	200	0.071668383	0.065257732	0.072492421
Po Ping Road	37/38	LD	0.09988	50	30	Y	0700-0800	400	0.073378713	0.066808715	0.074219758
Po Ping Road	37/38	LD	0.09988	50	28	Y	0800-0900	800	0.071863406	0.065402144	0.072826978
Po Ping Road	37/38	LD	0.09988	50	29	Y	0900-1000	650	0.073188547	0.066621535	0.074043361
Po Ping Road	37/38	LD	0.09988	50	29	Y	1000-1100	650	0.073002784	0.066453813	0.073855846
Po Ping Road	37/38	LD	0.09988	50	29	Y	1100-1200	650	0.073128359	0.066577189	0.073975416
Po Ping Road	37/38	LD	0.09988	50	29	Y	1200-1300	550	0.072769297	0.066233775	0.073623555
Po Ping Road	37/38	LD	0.09988	50	29	Y	1300-1400	500	0.0762347	0.069448088	0.077060601
Po Ping Road	37/38	LD	0.09988	50	29	Y	1400-1500	550	0.076261853	0.06949123	0.077074908
Po Ping Road	37/38	LD	0.09988	50	29	Y	1500-1600	600	0.076139795	0.069365997	0.076961392
Po Ping Road	37/38	LD	0.09988	50	29	Y	1600-1700	600	0.07590985	0.069159817	0.076728516
Po Ping Road	37/38	LD	0.09988	50	29	Y	1700-1800	650	0.076584571	0.069794492	0.077392581
Po Ping Road	37/38	LD	0.09988	50	29	Y	1800-1900	600	0.074644905	0.067991191	0.075468884

Traffic Data and Composite Emission Factors

Construction (2029 Traffic x 2024									Composite Emission Factor (g/mile-veh)		
Road Name	Road ID	Road Type	Road Length (km)	Speed Limit (km/hr)	Average Speed (km/hr)	Start Emission Estimated by Broad Brush Approach (Y/N)	Hour	Total Vehicle (Veh/hr)	RSP	FSP	TSP
Po Ping Road	37/38	LD	0.09988	50	29	Y	1900-2000	600	0.075802716	0.069066301	0.076617631
Po Ping Road	37/38	LD	0.09988	50	30	Y	2000-2100	450	0.075705992	0.068974371	0.076518495
Po Ping Road	37/38	LD	0.09988	50	30	Y	2100-2200	350	0.075916277	0.069153104	0.07673831
Po Ping Road	37/38	LD	0.09988	50	30	Y	2200-2300	350	0.076143859	0.069401261	0.076939192
Po Ping Road	37/38	LD	0.09988	50	30	Y	2300-0000	300	0.075422849	0.068722656	0.076228754
Po Ping Road	39/40	LD	0.04557	50	30	Y	0000-0100	200	0.057300598	0.051960598	0.058201706
Po Ping Road	39/40	LD	0.04557	50	30	Y	0100-0200	100	0.022717412	0.02002797	0.023747334
Po Ping Road	39/40	LD	0.04557	50	30	Y	0200-0300	100	0.022848267	0.020144127	0.023884032
Po Ping Road	39/40	LD	0.04557	50	30	Y	0300-0400	100	0.023476611	0.020762771	0.024478748
Po Ping Road	39/40	LD	0.04557	50	30	Y	0400-0500	100	0.024905317	0.021987628	0.025979642
Po Ping Road	39/40	LD	0.04557	50	30	Y	0500-0600	100	0.05873998	0.053239004	0.059682232
Po Ping Road	39/40	LD	0.04557	50	30	Y	0600-0700	100	0.057673411	0.052254008	0.058609184
Po Ping Road	39/40	LD	0.04557	50	29	Y	0700-0800	400	0.060559353	0.054952358	0.06146536
Po Ping Road	39/40	LD	0.04557	50	26	Y	0800-0900	650	0.05517017	0.05000556	0.056109387
Po Ping Road	39/40	LD	0.04557	50	27	Y	0900-1000	550	0.065528414	0.059530977	0.06642718
Po Ping Road	39/40	LD	0.04557	50	27	Y	1000-1100	600	0.062410506	0.056660423	0.063316647
Po Ping Road	39/40	LD	0.04557	50	27	Y	1100-1200	500	0.062488771	0.056707197	0.063411338
Po Ping Road	39/40	LD	0.04557	50	28	Y	1200-1300	500	0.061404934	0.055730293	0.0624167
Po Ping Road	39/40	LD	0.04557	50	28	Y	1300-1400	400	0.050484666	0.045693903	0.051496634
Po Ping Road	39/40	LD	0.04557	50	28	Y	1400-1500	500	0.050725431	0.045913971	0.051736987
Po Ping Road	39/40	LD	0.04557	50	28	Y	1500-1600	500	0.050582109	0.045767683	0.051603526
Po Ping Road	39/40	LD	0.04557	50	28	Y	1600-1700	500	0.050510948	0.045710908	0.051525997
Po Ping Road	39/40	LD	0.04557	50	27	Y	1700-1800	600	0.052229773	0.047300131	0.053137756
Po Ping Road	39/40	LD	0.04557	50	27	Y	1800-1900	550	0.057400447	0.05205639	0.058301495
Po Ping Road	39/40	LD	0.04557	50	28	Y	1900-2000	500	0.0504479	0.04565765	0.051460467
Po Ping Road	39/40	LD	0.04557	50	28	Y	2000-2100	400	0.05079304	0.045977085	0.051803056
Po Ping Road	39/40	LD	0.04557	50	29	Y	2100-2200	300	0.04964434	0.044893601	0.050566863
Po Ping Road	39/40	LD	0.04557	50	29	Y	2200-2300	300	0.049827165	0.04507898	0.050738258
Po Ping Road	39/40	LD	0.04557	50	30	Y	2300-0000	300	0.049286652	0.044567012	0.05020098
Po Ping Road	41/42	LD	0.20141	50	30	Y	0000-0100	100	0.024559101	0.021696228	0.025600194
Po Ping Road	41/42	LD	0.20141	50	30	Y	0100-0200	100	0.025276226	0.02235956	0.026314391
Po Ping Road	41/42	LD	0.20141	50	30	Y	0200-0300	100	0.02429391	0.021524106	0.025282796
Po Ping Road	41/42	LD	0.20141	50	30	Y	0300-0400	100	0.025910981	0.022812049	0.027044296
Po Ping Road	41/42	LD	0.20141	50	30	Y	0400-0500	100	0.025918257	0.022991428	0.026924812
Po Ping Road	41/42	LD	0.20141	50	30	Y	0500-0600	100	0.02397208	0.021131415	0.025038804
Po Ping Road	41/42	LD	0.20141	50	30	Y	0600-0700	100	0.025852244	0.022859481	0.026914138
Po Ping Road	41/42	LD	0.20141	50	30	Y	0700-0800	250	0.028380128	0.025237848	0.029391922
Po Ping Road	41/42	LD	0.20141	50	28	Y	0800-0900	450	0.027913842	0.024823527	0.029047929
Po Ping Road	41/42	LD	0.20141	50	29	Y	0900-1000	450	0.028349246	0.025227488	0.0293552
Po Ping Road	41/42	LD	0.20141	50	29	Y	1000-1100	450	0.028316705	0.025199909	0.029321306
Po Ping Road	41/42	LD	0.20141	50	29	Y	1100-1200	400	0.028308136	0.025163668	0.029333897
Po Ping Road	41/42	LD	0.20141	50	29	Y	1200-1300	350	0.028809641	0.025620866	0.029834286
Po Ping Road	41/42	LD	0.20141	50	30	Y	1300-1400	350	0.031156461	0.027865901	0.032097538
Po Ping Road	41/42	LD	0.20141	50	29	Y	1400-1500	350	0.032182993	0.028820552	0.033122165
Po Ping Road	41/42	LD	0.20141	50	29	Y	1500-1600	350	0.031906003	0.02858207	0.032833906
Po Ping Road	41/42	LD	0.20141	50	29	Y	1600-1700	350	0.031648618	0.02831989	0.032596394
Po Ping Road	41/42	LD	0.20141	50	29	Y	1700-1800	450	0.031756616	0.028430471	0.032698038
Po Ping Road	41/42	LD	0.20141	50	29	Y	1800-1900	400	0.029926031	0.026733102	0.030881627
Po Ping Road	41/42	LD	0.20141	50	29	Y	1900-2000	350	0.031967878	0.028599481	0.032924942
Po Ping Road	41/42	LD	0.20141	50	30	Y	2000-2100	300	0.028726863	0.025586549	0.029709377
Po Ping Road	41/42	LD	0.20141	50	30	Y	2100-2200	250	0.030232711	0.026985112	0.031198546
Po Ping Road	41/42	LD	0.20141	50	30	Y	2200-2300	250	0.03020937	0.026997785	0.031151825
Po Ping Road	41/42	LD	0.20141	50	30	Y	2300-0000	200	0.029432173	0.026309926	0.030354211
Po Shek Wu Road	43	PD	0.03781	50	50	N	0000-0100	550	0.03510961	0.032221046	0.035143502
Po Shek Wu Road	43	PD	0.03781	50	50	N	0100-0200	450	0.019572713	0.017916714	0.019609503
Po Shek Wu Road	43	PD	0.03781	50	50	N	0200-0300	350	0.019481125	0.017834251	0.019517046
Po Shek Wu Road	43	PD	0.03781	50	50	N	0300-0400	250	0.01964317	0.017981474	0.019680442
Po Shek Wu Road	43	PD	0.03781	50	50	N	0400-0500	200	0.01992627	0.018242461	0.019962915
Po Shek Wu Road	43	PD	0.03781	50	50	N	0500-0600	250	0.035079129	0.032192448	0.035113311

Traffic Data and Composite Emission Factors

Construction (2029 Traffic x 2024									Composite Emission Factor (g/mile-veh)		
Road Name	Road ID	Road Type	Road Length (km)	Speed Limit (km/hr)	Average Speed (km/hr)	Start Emission Estimated by Broad Brush Approach (Y/N)	Hour	Total Vehicle (Veh/hr)	RSP	FSP	TSP
Po Shek Wu Road	43	PD	0.03781	50	50	N	0600-0700	450	0.035265909	0.032365147	0.035299561
Po Shek Wu Road	43	PD	0.03781	50	46	N	0700-0800	1200	0.036837981	0.033828089	0.036970945
Po Shek Wu Road	43	PD	0.03781	50	40	N	0800-0900	1900	0.040146406	0.036882254	0.040279579
Po Shek Wu Road	43	PD	0.03781	50	40	N	0900-1000	1850	0.040216267	0.036946434	0.040349392
Po Shek Wu Road	43	PD	0.03781	50	40	N	1000-1100	1850	0.040119288	0.03685755	0.040252284
Po Shek Wu Road	43	PD	0.03781	50	41	N	1100-1200	1800	0.039576634	0.036374602	0.039720831
Po Shek Wu Road	43	PD	0.03781	50	43	N	1200-1300	1550	0.038376063	0.035244263	0.038509365
Po Shek Wu Road	43	PD	0.03781	50	44	N	1300-1400	1450	0.038376948	0.035254644	0.038507868
Po Shek Wu Road	43	PD	0.03781	50	42	N	1400-1500	1600	0.0394662	0.036272554	0.039510361
Po Shek Wu Road	43	PD	0.03781	50	42	N	1500-1600	1700	0.039529802	0.036331118	0.039573962
Po Shek Wu Road	43	PD	0.03781	50	41	N	1600-1700	1750	0.040154082	0.036906635	0.04029601
Po Shek Wu Road	43	PD	0.03781	50	40	N	1700-1800	1850	0.040615481	0.037313912	0.040746401
Po Shek Wu Road	43	PD	0.03781	50	38	N	1800-1900	2100	0.042039606	0.038649378	0.042189935
Po Shek Wu Road	43	PD	0.03781	50	41	N	1900-2000	1700	0.040052533	0.036813293	0.040194509
Po Shek Wu Road	43	PD	0.03781	50	44	N	2000-2100	1350	0.038401314	0.035276949	0.038532169
Po Shek Wu Road	43	PD	0.03781	50	47	N	2100-2200	1050	0.036922713	0.033999162	0.037062195
Po Shek Wu Road	43	PD	0.03781	50	47	N	2200-2300	1050	0.036825895	0.033910729	0.036965215
Po Shek Wu Road	43	PD	0.03781	50	48	N	2300-0000	850	0.036401768	0.033408533	0.036445864
Po Shek Wu Road	44	PD	0.04411	50	50	N	0000-0100	450	0.026865568	0.024630286	0.026902454
Po Shek Wu Road	44	PD	0.04411	50	50	N	0100-0200	350	0.016301255	0.014902928	0.016340844
Po Shek Wu Road	44	PD	0.04411	50	50	N	0200-0300	300	0.016022629	0.014648088	0.016061253
Po Shek Wu Road	44	PD	0.04411	50	50	N	0300-0400	200	0.016111947	0.014729811	0.01615091
Po Shek Wu Road	44	PD	0.04411	50	50	N	0400-0500	200	0.016051002	0.014672888	0.016090591
Po Shek Wu Road	44	PD	0.04411	50	50	N	0500-0600	200	0.026823081	0.024589875	0.026860788
Po Shek Wu Road	44	PD	0.04411	50	50	N	0600-0700	350	0.027206057	0.024943609	0.027242605
Po Shek Wu Road	44	PD	0.04411	50	48	N	0700-0800	950	0.027347518	0.025074304	0.027397408
Po Shek Wu Road	44	PD	0.04411	50	44	N	0800-0900	1450	0.028820358	0.026453399	0.028966486
Po Shek Wu Road	44	PD	0.04411	50	44	N	0900-1000	1450	0.028957071	0.02657896	0.029103313
Po Shek Wu Road	44	PD	0.04411	50	44	N	1000-1100	1450	0.028862555	0.026492393	0.029008506
Po Shek Wu Road	44	PD	0.04411	50	44	N	1100-1200	1450	0.028956524	0.026578735	0.029102476
Po Shek Wu Road	44	PD	0.04411	50	46	N	1200-1300	1200	0.028072045	0.025758146	0.02821827
Po Shek Wu Road	44	PD	0.04411	50	47	N	1300-1400	1150	0.021628698	0.019928925	0.021788941
Po Shek Wu Road	44	PD	0.04411	50	46	N	1400-1500	1300	0.02197894	0.020149228	0.022134579
Po Shek Wu Road	44	PD	0.04411	50	46	N	1500-1600	1350	0.021899036	0.020076212	0.022054257
Po Shek Wu Road	44	PD	0.04411	50	45	N	1600-1700	1400	0.022214403	0.020463179	0.022374661
Po Shek Wu Road	44	PD	0.04411	50	44	N	1700-1800	1500	0.022557708	0.020686878	0.022713074
Po Shek Wu Road	44	PD	0.04411	50	43	N	1800-1900	1750	0.022912568	0.021012303	0.023067935
Po Shek Wu Road	44	PD	0.04411	50	45	N	1900-2000	1350	0.022383271	0.020618497	0.022543272
Po Shek Wu Road	44	PD	0.04411	50	48	N	2000-2100	1100	0.021298783	0.019507518	0.021351183
Po Shek Wu Road	44	PD	0.04411	50	49	N	2100-2200	850	0.020830431	0.019182206	0.020986071
Po Shek Wu Road	44	PD	0.04411	50	49	N	2200-2300	850	0.020908967	0.019254304	0.021064478
Po Shek Wu Road	44	PD	0.04411	50	50	N	2300-0000	700	0.02069581	0.018948947	0.020735013
Fanling Highway Slip Road	45	EX	0.23927	100	98	N	0000-0100	250	0.018443597	0.016863575	0.018500053
Fanling Highway Slip Road	45	EX	0.23927	100	98	N	0100-0200	200	0.016246328	0.014840759	0.016303379
Fanling Highway Slip Road	45	EX	0.23927	100	99	N	0200-0300	150	0.017202342	0.015712074	0.017246406
Fanling Highway Slip Road	45	EX	0.23927	100	99	N	0300-0400	150	0.017099731	0.015616157	0.017145726
Fanling Highway Slip Road	45	EX	0.23927	100	99	N	0400-0500	100	0.016084025	0.014684105	0.016128894
Fanling Highway Slip Road	45	EX	0.23927	100	99	N	0500-0600	100	0.018270512	0.016696429	0.018314962
Fanling Highway Slip Road	45	EX	0.23927	100	98	N	0600-0700	200	0.019075554	0.017442875	0.019134295
Fanling Highway Slip Road	45	EX	0.23927	100	95	N	0700-0800	500	0.018401304	0.016816583	0.018452336
Fanling Highway Slip Road	45	EX	0.23927	100	89	N	0800-0900	850	0.018291128	0.016704283	0.01832906
Fanling Highway Slip Road	45	EX	0.23927	100	91	N	0900-1000	800	0.018336656	0.016839339	0.018381702
Fanling Highway Slip Road	45	EX	0.23927	100	91	N	1000-1100	800	0.018404088	0.016900655	0.018449504
Fanling Highway Slip Road	45	EX	0.23927	100	91	N	1100-1200	800	0.018367153	0.016867003	0.018412505
Fanling Highway Slip Road	45	EX	0.23927	100	94	N	1200-1300	650	0.018308412	0.016821169	0.018444466
Fanling Highway Slip Road	45	EX	0.23927	100	95	N	1300-1400	650	0.018578589	0.01697845	0.018630088
Fanling Highway Slip Road	45	EX	0.23927	100	93	N	1400-1500	700	0.018231727	0.016748604	0.018382909
Fanling Highway Slip Road	45	EX	0.23927	100	92	N	1500-1600	750	0.018502081	0.01699324	0.01864013
Fanling Highway Slip Road	45	EX	0.23927	100	92	N	1600-1700	750	0.018588229	0.017072372	0.018726407

Traffic Data and Composite Emission Factors

Construction (2029 Traffic x 2024									Composite Emission Factor (g/mile-veh)		
Road Name	Road ID	Road Type	Road Length (km)	Speed Limit (km/hr)	Average Speed (km/hr)	Start Emission Estimated by Broad Brush Approach (Y/N)	Hour	Total Vehicle (Veh/hr)	RSP	FSP	TSP
Fanling Highway Slip Road	45	EX	0.23927	100	90	N	1700-1800	800	0.018283516	0.016692422	0.018322188
Fanling Highway Slip Road	45	EX	0.23927	100	90	N	1800-1900	850	0.018312436	0.016719475	0.018350915
Fanling Highway Slip Road	45	EX	0.23927	100	92	N	1900-2000	750	0.018280233	0.016789063	0.018418604
Fanling Highway Slip Road	45	EX	0.23927	100	95	N	2000-2100	600	0.018304856	0.016726121	0.018356757
Fanling Highway Slip Road	45	EX	0.23927	100	96	N	2100-2200	450	0.018528426	0.017025604	0.018566487
Fanling Highway Slip Road	45	EX	0.23927	100	96	N	2200-2300	450	0.01849331	0.016992468	0.01853195
Fanling Highway Slip Road	45	EX	0.23927	100	97	N	2300-0000	350	0.018188082	0.016701177	0.018327065
Fanling Highway Slip Road	46	EX	0.21539	100	97	N	0000-0100	350	0.015625845	0.014344775	0.015764168
Fanling Highway Slip Road	46	EX	0.21539	100	98	N	0100-0200	300	0.015889456	0.014511889	0.015947505
Fanling Highway Slip Road	46	EX	0.21539	100	98	N	0200-0300	200	0.016631251	0.015194412	0.016687819
Fanling Highway Slip Road	46	EX	0.21539	100	98	N	0300-0400	200	0.016540966	0.015111322	0.01659916
Fanling Highway Slip Road	46	EX	0.21539	100	99	N	0400-0500	150	0.016396608	0.014969603	0.016440495
Fanling Highway Slip Road	46	EX	0.21539	100	99	N	0500-0600	150	0.016467918	0.015034894	0.016512143
Fanling Highway Slip Road	46	EX	0.21539	100	98	N	0600-0700	300	0.015818355	0.014446212	0.015876661
Fanling Highway Slip Road	46	EX	0.21539	100	93	N	0700-0800	700	0.015750344	0.014466554	0.015901091
Fanling Highway Slip Road	46	EX	0.21539	100	82	N	0800-0900	1200	0.015578064	0.014300373	0.015616205
Fanling Highway Slip Road	46	EX	0.21539	100	84	N	0900-1000	1100	0.015738499	0.014454758	0.01577693
Fanling Highway Slip Road	46	EX	0.21539	100	84	N	1000-1100	1100	0.015660382	0.014383126	0.01569862
Fanling Highway Slip Road	46	EX	0.21539	100	85	N	1100-1200	1050	0.015700486	0.014411836	0.015838922
Fanling Highway Slip Road	46	EX	0.21539	100	88	N	1200-1300	900	0.015715598	0.014427544	0.015860182
Fanling Highway Slip Road	46	EX	0.21539	100	90	N	1300-1400	850	0.013163983	0.011978251	0.013204394
Fanling Highway Slip Road	46	EX	0.21539	100	88	N	1400-1500	950	0.012875991	0.011814613	0.01302698
Fanling Highway Slip Road	46	EX	0.21539	100	87	N	1500-1600	1000	0.012879886	0.011825057	0.01303155
Fanling Highway Slip Road	46	EX	0.21539	100	86	N	1600-1700	1050	0.012725823	0.011669804	0.012872193
Fanling Highway Slip Road	46	EX	0.21539	100	85	N	1700-1800	1100	0.012974242	0.011903288	0.013120129
Fanling Highway Slip Road	46	EX	0.21539	100	83	N	1800-1900	1200	0.012868636	0.011814838	0.012908902
Fanling Highway Slip Road	46	EX	0.21539	100	87	N	1900-2000	1000	0.012877665	0.011823223	0.013029008
Fanling Highway Slip Road	46	EX	0.21539	100	92	N	2000-2100	800	0.012907229	0.011847733	0.01305318
Fanling Highway Slip Road	46	EX	0.21539	100	95	N	2100-2200	650	0.013331967	0.012146653	0.013386041
Fanling Highway Slip Road	46	EX	0.21539	100	95	N	2200-2300	600	0.013434128	0.012240815	0.013488009
Fanling Highway Slip Road	46	EX	0.21539	100	96	N	2300-0000	500	0.013248796	0.012170069	0.01328911
Fanling Highway Slip Road	47	EX	0.2288	100	98	N	0000-0100	150	0.032683733	0.029965792	0.032737662
Fanling Highway Slip Road	47	EX	0.2288	100	99	N	0100-0200	150	0.015413605	0.014062738	0.015458586
Fanling Highway Slip Road	47	EX	0.2288	100	99	N	0200-0300	100	0.013582767	0.012378237	0.013627378
Fanling Highway Slip Road	47	EX	0.2288	100	99	N	0300-0400	100	0.01244517	0.011325919	0.012492839
Fanling Highway Slip Road	47	EX	0.2288	100	99	N	0400-0500	50	0.013652709	0.012431941	0.013701472
Fanling Highway Slip Road	47	EX	0.2288	100	99	N	0500-0600	50	0.030075421	0.027547624	0.030120756
Fanling Highway Slip Road	47	EX	0.2288	100	99	N	0600-0700	150	0.03023341	0.027698918	0.030277715
Fanling Highway Slip Road	47	EX	0.2288	100	97	N	0700-0800	350	0.030965002	0.02845531	0.031098593
Fanling Highway Slip Road	47	EX	0.2288	100	95	N	0800-0900	550	0.031336132	0.028717907	0.031385926
Fanling Highway Slip Road	47	EX	0.2288	100	95	N	0900-1000	550	0.031587979	0.02894925	0.031638222
Fanling Highway Slip Road	47	EX	0.2288	100	95	N	1000-1100	550	0.031451667	0.028824107	0.031501654
Fanling Highway Slip Road	47	EX	0.2288	100	95	N	1100-1200	550	0.031612151	0.028972296	0.031661445
Fanling Highway Slip Road	47	EX	0.2288	100	96	N	1200-1300	450	0.031565271	0.029019289	0.031602221
Fanling Highway Slip Road	47	EX	0.2288	100	96	N	1300-1400	450	0.020484294	0.018829775	0.02052575
Fanling Highway Slip Road	47	EX	0.2288	100	96	N	1400-1500	500	0.020182155	0.01855181	0.020223821
Fanling Highway Slip Road	47	EX	0.2288	100	96	N	1500-1600	500	0.020208597	0.018576272	0.020249716
Fanling Highway Slip Road	47	EX	0.2288	100	96	N	1600-1700	550	0.020115641	0.018490268	0.020157275
Fanling Highway Slip Road	47	EX	0.2288	100	95	N	1700-1800	550	0.020607344	0.018838128	0.02066203
Fanling Highway Slip Road	47	EX	0.2288	100	95	N	1800-1900	650	0.02022144	0.018482221	0.020276737
Fanling Highway Slip Road	47	EX	0.2288	100	96	N	1900-2000	500	0.020001217	0.018385081	0.020042706
Fanling Highway Slip Road	47	EX	0.2288	100	97	N	2000-2100	400	0.020006656	0.018378467	0.020156197
Fanling Highway Slip Road	47	EX	0.2288	100	97	N	2100-2200	300	0.019690243	0.01808819	0.019840524
Fanling Highway Slip Road	47	EX	0.2288	100	97	N	2200-2300	300	0.019885151	0.018266248	0.020035303
Fanling Highway Slip Road	47	EX	0.2288	100	98	N	2300-0000	250	0.020209192	0.018479872	0.020266131
Fanling Highway Slip Road	48	EX	0.17473	100	98	N	0000-0100	400	0.034307046	0.031463882	0.034359897
Fanling Highway Slip Road	48	EX	0.17473	100	98	N	0100-0200	300	0.017845485	0.016313872	0.017902487
Fanling Highway Slip Road	48	EX	0.17473	100	99	N	0200-0300	250	0.017967167	0.016416854	0.018011955
Fanling Highway Slip Road	48	EX	0.17473	100	99	N	0300-0400	200	0.018279203	0.016702577	0.018325053

Traffic Data and Composite Emission Factors

Construction (2029 Traffic x 2024									Composite Emission Factor (g/mile-veh)		
Road Name	Road ID	Road Type	Road Length (km)	Speed Limit (km/hr)	Average Speed (km/hr)	Start Emission Estimated by Broad Brush Approach (Y/N)	Hour	Total Vehicle (Veh/hr)	RSP	FSP	TSP
Fanling Highway Slip Road	48	EX	0.17473	100	99	N	0400-0500	150	0.019044961	0.017408499	0.019089749
Fanling Highway Slip Road	48	EX	0.17473	100	99	N	0500-0600	150	0.034982938	0.032076334	0.03502536
Fanling Highway Slip Road	48	EX	0.17473	100	98	N	0600-0700	300	0.034179119	0.031345483	0.034232421
Fanling Highway Slip Road	48	EX	0.17473	100	95	N	0700-0800	850	0.034004521	0.031179817	0.034049969
Fanling Highway Slip Road	48	EX	0.17473	100	88	N	0800-0900	1300	0.033841286	0.031103293	0.033971916
Fanling Highway Slip Road	48	EX	0.17473	100	89	N	0900-1000	1300	0.034000144	0.03116522	0.034034407
Fanling Highway Slip Road	48	EX	0.17473	100	89	N	1000-1100	1300	0.03390199	0.031075065	0.033936108
Fanling Highway Slip Road	48	EX	0.17473	100	89	N	1100-1200	1250	0.034089495	0.031247248	0.034123854
Fanling Highway Slip Road	48	EX	0.17473	100	92	N	1200-1300	1050	0.033949932	0.031204231	0.034073659
Fanling Highway Slip Road	48	EX	0.17473	100	93	N	1300-1400	1000	0.034942898	0.032122249	0.035072997
Fanling Highway Slip Road	48	EX	0.17473	100	91	N	1400-1500	1100	0.035097153	0.032257337	0.035138771
Fanling Highway Slip Road	48	EX	0.17473	100	90	N	1500-1600	1200	0.035123852	0.032197856	0.035157053
Fanling Highway Slip Road	48	EX	0.17473	100	89	N	1600-1700	1200	0.034990518	0.032079472	0.035023478
Fanling Highway Slip Road	48	EX	0.17473	100	88	N	1700-1800	1300	0.034845597	0.032027539	0.03497296
Fanling Highway Slip Road	48	EX	0.17473	100	85	N	1800-1900	1500	0.034898415	0.032074306	0.035017732
Fanling Highway Slip Road	48	EX	0.17473	100	90	N	1900-2000	1200	0.035015399	0.032098414	0.035048455
Fanling Highway Slip Road	48	EX	0.17473	100	94	N	2000-2100	950	0.035058642	0.032230413	0.035177894
Fanling Highway Slip Road	48	EX	0.17473	100	95	N	2100-2200	750	0.035378257	0.03244658	0.035422434
Fanling Highway Slip Road	48	EX	0.17473	100	96	N	2200-2300	750	0.03500703	0.032181199	0.035040102
Fanling Highway Slip Road	48	EX	0.17473	100	96	N	2300-0000	600	0.035243089	0.032398589	0.035275774
Fanling Highway EB	49	EX	0.49094	100	97	N	0000-0100	1150	0.019516466	0.017923312	0.019653438
Fanling Highway EB	49	EX	0.49094	100	97	N	0100-0200	950	0.015774645	0.014480829	0.01591403
Fanling Highway EB	49	EX	0.49094	100	98	N	0200-0300	750	0.015842189	0.014468115	0.015900287
Fanling Highway EB	49	EX	0.49094	100	98	N	0300-0400	600	0.015589088	0.014234857	0.015647491
Fanling Highway EB	49	EX	0.49094	100	99	N	0400-0500	500	0.015887846	0.014499385	0.015933519
Fanling Highway EB	49	EX	0.49094	100	99	N	0500-0600	500	0.019633707	0.01794734	0.019678093
Fanling Highway EB	49	EX	0.49094	100	97	N	0600-0700	950	0.019766752	0.01815369	0.019903546
Fanling Highway EB	49	EX	0.49094	100	92	N	0700-0800	2450	0.019462199	0.017876561	0.019599058
Fanling Highway EB	49	EX	0.49094	100	79	N	0800-0900	4150	0.019322202	0.017740877	0.01934763
Fanling Highway EB	49	EX	0.49094	100	82	N	0900-1000	3750	0.019322202	0.017744949	0.019360054
Fanling Highway EB	49	EX	0.49094	100	82	N	1000-1100	3750	0.019291705	0.017716834	0.019329605
Fanling Highway EB	49	EX	0.49094	100	83	N	1100-1200	3650	0.019284383	0.017716061	0.019322283
Fanling Highway EB	49	EX	0.49094	100	87	N	1200-1300	3100	0.019350414	0.017776251	0.019494193
Fanling Highway EB	49	EX	0.49094	100	88	N	1300-1400	2950	0.019628284	0.018026616	0.019771547
Fanling Highway EB	49	EX	0.49094	100	86	N	1400-1500	3250	0.019643074	0.018032748	0.019780302
Fanling Highway EB	49	EX	0.49094	100	84	N	1500-1600	3450	0.019648771	0.018052044	0.019686864
Fanling Highway EB	49	EX	0.49094	100	84	N	1600-1700	3550	0.019649817	0.018053009	0.019687894
Fanling Highway EB	49	EX	0.49094	100	82	N	1700-1800	3850	0.01964655	0.018043402	0.019684498
Fanling Highway EB	49	EX	0.49094	100	81	N	1800-1900	3950	0.01959592	0.018002846	0.019633868
Fanling Highway EB	49	EX	0.49094	100	84	N	1900-2000	3500	0.019616487	0.018022384	0.019654532
Fanling Highway EB	49	EX	0.49094	100	89	N	2000-2100	2750	0.019802431	0.018093935	0.01984054
Fanling Highway EB	49	EX	0.49094	100	94	N	2100-2200	2150	0.019780013	0.018174869	0.019917032
Fanling Highway EB	49	EX	0.49094	100	94	N	2200-2300	2150	0.019861832	0.018250202	0.019998867
Fanling Highway EB	49	EX	0.49094	100	95	N	2300-0000	1750	0.020014462	0.018299995	0.020065349
Fanling Highway WB	50	EX	0.53938	100	97	N	0000-0100	1250	0.01856042	0.017044047	0.01869871
Fanling Highway WB	50	EX	0.53938	100	97	N	0100-0200	1050	0.015377137	0.014115299	0.015517424
Fanling Highway WB	50	EX	0.53938	100	98	N	0200-0300	800	0.015470045	0.014124424	0.01552885
Fanling Highway WB	50	EX	0.53938	100	98	N	0300-0400	650	0.015236834	0.013910461	0.015295012
Fanling Highway WB	50	EX	0.53938	100	99	N	0400-0500	550	0.015425578	0.014074067	0.015470946
Fanling Highway WB	50	EX	0.53938	100	99	N	0500-0600	550	0.018618388	0.017011877	0.018663273
Fanling Highway WB	50	EX	0.53938	100	97	N	0600-0700	1000	0.018626403	0.017104543	0.018764677
Fanling Highway WB	50	EX	0.53938	100	90	N	0700-0800	2600	0.018302989	0.01671064	0.018341404
Fanling Highway WB	50	EX	0.53938	100	75	N	0800-0900	4750	0.018155573	0.016674558	0.018193908
Fanling Highway WB	50	EX	0.53938	100	80	N	0900-1000	4050	0.018123547	0.016629673	0.018161994
Fanling Highway WB	50	EX	0.53938	100	80	N	1000-1100	4050	0.018111493	0.016618633	0.018149892
Fanling Highway WB	50	EX	0.53938	100	81	N	1100-1200	3950	0.018182755	0.016702738	0.018221138
Fanling Highway WB	50	EX	0.53938	100	85	N	1200-1300	3350	0.018218579	0.016727731	0.018357079
Fanling Highway WB	50	EX	0.53938	100	86	N	1300-1400	3150	0.021366842	0.019618064	0.021498309
Fanling Highway WB	50	EX	0.53938	100	83	N	1400-1500	3500	0.021323599	0.019591156	0.021360099

Traffic Data and Composite Emission Factors

Construction (2029 Traffic x 2024									Composite Emission Factor (g/mile-veh)		
Road Name	Road ID	Road Type	Road Length (km)	Speed Limit (km/hr)	Average Speed (km/hr)	Start Emission Estimated by Broad Brush Approach (Y/N)	Hour	Total Vehicle (Veh/hr)	RSP	FSP	TSP
Fanling Highway WB	50	EX	0.53938	100	82	N	1500-1600	3700	0.021317612	0.019578587	0.02135416
Fanling Highway WB	50	EX	0.53938	100	81	N	1600-1700	3850	0.021386572	0.019649302	0.021423072
Fanling Highway WB	50	EX	0.53938	100	79	N	1700-1800	4150	0.021345695	0.01960247	0.021370141
Fanling Highway WB	50	EX	0.53938	100	80	N	1800-1900	3950	0.021335959	0.019583463	0.021372539
Fanling Highway WB	50	EX	0.53938	100	81	N	1900-2000	3750	0.021302291	0.019571796	0.021338791
Fanling Highway WB	50	EX	0.53938	100	87	N	2000-2100	2950	0.021419998	0.019679171	0.021559368
Fanling Highway WB	50	EX	0.53938	100	92	N	2100-2200	2350	0.021457979	0.019711455	0.02158943
Fanling Highway WB	50	EX	0.53938	100	92	N	2200-2300	2300	0.021561637	0.019806824	0.021692992
Fanling Highway WB	50	EX	0.53938	100	95	N	2300-0000	1900	0.021738053	0.019889722	0.021786607
Tai Tau Leng Roundabout	51	LD	0.02892	50	50	N	0000-0100	600	0.02350912	0.0215402	0.023546875
Tai Tau Leng Roundabout	51	LD	0.02892	50	50	N	0100-0200	500	0.014966787	0.013675191	0.015006521
Tai Tau Leng Roundabout	51	LD	0.02892	50	50	N	0200-0300	350	0.015046803	0.013748063	0.015086924
Tai Tau Leng Roundabout	51	LD	0.02892	50	50	N	0300-0400	300	0.01500187	0.013707056	0.015041702
Tai Tau Leng Roundabout	51	LD	0.02892	50	50	N	0400-0500	250	0.015003158	0.013707056	0.015043858
Tai Tau Leng Roundabout	51	LD	0.02892	50	50	N	0500-0600	250	0.023358582	0.021401893	0.023396144
Tai Tau Leng Roundabout	51	LD	0.02892	50	50	N	0600-0700	500	0.023506545	0.02153703	0.02354459
Tai Tau Leng Roundabout	51	LD	0.02892	50	46	N	0700-0800	1300	0.024734459	0.022686472	0.024885206
Tai Tau Leng Roundabout	51	LD	0.02892	50	41	N	0800-0900	2050	0.026638618	0.024462335	0.026802063
Tai Tau Leng Roundabout	51	LD	0.02892	50	41	N	0900-1000	1950	0.026629155	0.024453757	0.026792504
Tai Tau Leng Roundabout	51	LD	0.02892	50	41	N	1000-1100	2000	0.026701495	0.024520158	0.026864812
Tai Tau Leng Roundabout	51	LD	0.02892	50	42	N	1100-1200	1900	0.026321674	0.02416916	0.026372401
Tai Tau Leng Roundabout	51	LD	0.02892	50	44	N	1200-1300	1650	0.025323462	0.023233954	0.025474226
Tai Tau Leng Roundabout	51	LD	0.02892	50	45	N	1300-1400	1550	0.021038938	0.019381571	0.021201192
Tai Tau Leng Roundabout	51	LD	0.02892	50	44	N	1400-1500	1700	0.021426549	0.019644071	0.021584634
Tai Tau Leng Roundabout	51	LD	0.02892	50	43	N	1500-1600	1800	0.021664715	0.019863521	0.021822705
Tai Tau Leng Roundabout	51	LD	0.02892	50	43	N	1600-1700	1850	0.021781232	0.019970655	0.021939253
Tai Tau Leng Roundabout	51	LD	0.02892	50	42	N	1700-1800	2000	0.022194206	0.020368244	0.022247507
Tai Tau Leng Roundabout	51	LD	0.02892	50	40	N	1800-1900	2250	0.022783885	0.020901935	0.022942084
Tai Tau Leng Roundabout	51	LD	0.02892	50	43	N	1900-2000	1850	0.021661706	0.01986085	0.021819663
Tai Tau Leng Roundabout	51	LD	0.02892	50	46	N	2000-2100	1450	0.020854733	0.019114114	0.021012883
Tai Tau Leng Roundabout	51	LD	0.02892	50	48	N	2100-2200	1150	0.020448083	0.018724363	0.020501192
Tai Tau Leng Roundabout	51	LD	0.02892	50	48	N	2200-2300	1100	0.020398065	0.018678046	0.020451431
Tai Tau Leng Roundabout	51	LD	0.02892	50	49	N	2300-0000	950	0.019926044	0.018351076	0.020084227
Tai Tau Leng Roundabout	52	LD	0.02794	50	50	N	0000-0100	250	0.032265963	0.029602756	0.032300435
Tai Tau Leng Roundabout	52	LD	0.02794	50	50	N	0100-0200	200	0.020703631	0.018956527	0.020741338
Tai Tau Leng Roundabout	52	LD	0.02794	50	50	N	0200-0300	150	0.020396987	0.018673814	0.020434114
Tai Tau Leng Roundabout	52	LD	0.02794	50	50	N	0300-0400	100	0.018335031	0.016776784	0.018372834
Tai Tau Leng Roundabout	52	LD	0.02794	50	50	N	0400-0500	100	0.018396009	0.016835348	0.018431592
Tai Tau Leng Roundabout	52	LD	0.02794	50	50	N	0500-0600	100	0.030134339	0.027640886	0.030168473
Tai Tau Leng Roundabout	52	LD	0.02794	50	50	N	0600-0700	200	0.032172155	0.0295159	0.032207158
Tai Tau Leng Roundabout	52	LD	0.02794	50	50	N	0700-0800	500	0.032138069	0.029484196	0.03217312
Tai Tau Leng Roundabout	52	LD	0.02794	50	46	N	0800-0900	750	0.03377321	0.03100818	0.033909441
Tai Tau Leng Roundabout	52	LD	0.02794	50	46	N	0900-1000	750	0.033834237	0.031064186	0.033970419
Tai Tau Leng Roundabout	52	LD	0.02794	50	46	N	1000-1100	750	0.033717849	0.030957325	0.033854112
Tai Tau Leng Roundabout	52	LD	0.02794	50	47	N	1100-1200	750	0.033376185	0.03073633	0.033520157
Tai Tau Leng Roundabout	52	LD	0.02794	50	48	N	1200-1300	650	0.032727217	0.03002463	0.032773824
Tai Tau Leng Roundabout	52	LD	0.02794	50	49	N	1300-1400	600	0.024745627	0.022781037	0.024893896
Tai Tau Leng Roundabout	52	LD	0.02794	50	48	N	1400-1500	650	0.024810452	0.022739484	0.024860277
Tai Tau Leng Roundabout	52	LD	0.02794	50	48	N	1500-1600	700	0.024647232	0.022589364	0.024697122
Tai Tau Leng Roundabout	52	LD	0.02794	50	47	N	1600-1700	700	0.025052175	0.023078991	0.025207123
Tai Tau Leng Roundabout	52	LD	0.02794	50	47	N	1700-1800	800	0.025048297	0.023075708	0.025203003
Tai Tau Leng Roundabout	52	LD	0.02794	50	45	N	1800-1900	900	0.025821136	0.023781325	0.025975907
Tai Tau Leng Roundabout	52	LD	0.02794	50	48	N	1900-2000	700	0.024866747	0.022791208	0.024916701
Tai Tau Leng Roundabout	52	LD	0.02794	50	49	N	2000-2100	550	0.024923911	0.022945158	0.025071906
Tai Tau Leng Roundabout	52	LD	0.02794	50	50	N	2100-2200	450	0.024033042	0.022021459	0.024070701
Tai Tau Leng Roundabout	52	LD	0.02794	50	50	N	2200-2300	450	0.024236479	0.022209768	0.024273462
Tai Tau Leng Roundabout	52	LD	0.02794	50	50	N	2300-0000	350	0.024370232	0.022331692	0.024407987
Tai Tau Leng Roundabout	53	LD	0.02937	50	50	N	0000-0100	650	0.023182246	0.021238915	0.02322005
Tai Tau Leng Roundabout	53	LD	0.02937	50	50	N	0100-0200	550	0.015117035	0.013812517	0.015157059

Traffic Data and Composite Emission Factors

Construction (2029 Traffic x 2024									Composite Emission Factor (g/mile-veh)		
Road Name	Road ID	Road Type	Road Length (km)	Speed Limit (km/hr)	Average Speed (km/hr)	Start Emission Estimated by Broad Brush Approach (Y/N)	Hour	Total Vehicle (Veh/hr)	RSP	FSP	TSP
Tai Tau Leng Roundabout	53	LD	0.02937	50	50	N	0200-0300	400	0.01528299	0.013965147	0.015322918
Tai Tau Leng Roundabout	53	LD	0.02937	50	50	N	0300-0400	300	0.014969458	0.01367841	0.01500842
Tai Tau Leng Roundabout	53	LD	0.02937	50	50	N	0400-0500	250	0.01514272	0.013836335	0.015182793
Tai Tau Leng Roundabout	53	LD	0.02937	50	50	N	0500-0600	250	0.022867362	0.020947817	0.022906131
Tai Tau Leng Roundabout	53	LD	0.02937	50	50	N	0600-0700	550	0.023262665	0.021313219	0.023300372
Tai Tau Leng Roundabout	53	LD	0.02937	50	46	N	0700-0800	1350	0.024362426	0.022344776	0.024512723
Tai Tau Leng Roundabout	53	LD	0.02937	50	39	N	0800-0900	2250	0.027189963	0.024963983	0.02734026
Tai Tau Leng Roundabout	53	LD	0.02937	50	40	N	0900-1000	2100	0.026703169	0.024509231	0.026853514
Tai Tau Leng Roundabout	53	LD	0.02937	50	40	N	1000-1100	2100	0.026681668	0.024489372	0.026832142
Tai Tau Leng Roundabout	53	LD	0.02937	50	41	N	1100-1200	2050	0.026225725	0.024082368	0.02638888
Tai Tau Leng Roundabout	53	LD	0.02937	50	43	N	1200-1300	1750	0.025467032	0.023363008	0.025617377
Tai Tau Leng Roundabout	53	LD	0.02937	50	44	N	1300-1400	1650	0.02046128	0.018754812	0.020621104
Tai Tau Leng Roundabout	53	LD	0.02937	50	43	N	1400-1500	1800	0.020893936	0.019154171	0.021053535
Tai Tau Leng Roundabout	53	LD	0.02937	50	42	N	1500-1600	1900	0.021352132	0.019592604	0.021406013
Tai Tau Leng Roundabout	53	LD	0.02937	50	42	N	1600-1700	2000	0.021284379	0.019530468	0.021338196
Tai Tau Leng Roundabout	53	LD	0.02937	50	41	N	1700-1800	2150	0.021537786	0.019765351	0.021710855
Tai Tau Leng Roundabout	53	LD	0.02937	50	40	N	1800-1900	2300	0.0219604	0.020144046	0.022120192
Tai Tau Leng Roundabout	53	LD	0.02937	50	42	N	1900-2000	1950	0.021322022	0.019565117	0.021375774
Tai Tau Leng Roundabout	53	LD	0.02937	50	45	N	2000-2100	1550	0.020136901	0.018551552	0.020300845
Tai Tau Leng Roundabout	53	LD	0.02937	50	47	N	2100-2200	1200	0.019746538	0.018197464	0.019910386
Tai Tau Leng Roundabout	53	LD	0.02937	50	47	N	2200-2300	1200	0.019785034	0.018232387	0.019948913
Tai Tau Leng Roundabout	53	LD	0.02937	50	49	N	2300-0000	1000	0.019041452	0.017537971	0.019201582
Tai Tau Leng Roundabout	54	LD	0.0411	50	50	N	0000-0100	450	0.020296419	0.018580906	0.020335574
Tai Tau Leng Roundabout	54	LD	0.0411	50	50	N	0100-0200	350	0.014936949	0.013646915	0.01497707
Tai Tau Leng Roundabout	54	LD	0.0411	50	50	N	0200-0300	300	0.015278822	0.013962701	0.015318219
Tai Tau Leng Roundabout	54	LD	0.0411	50	50	N	0300-0400	250	0.015451891	0.014120674	0.015492109
Tai Tau Leng Roundabout	54	LD	0.0411	50	50	N	0400-0500	200	0.015330193	0.014007505	0.015371279
Tai Tau Leng Roundabout	54	LD	0.0411	50	50	N	0500-0600	200	0.02058079	0.018844517	0.020618883
Tai Tau Leng Roundabout	54	LD	0.0411	50	50	N	0600-0700	350	0.019972217	0.018284546	0.020010358
Tai Tau Leng Roundabout	54	LD	0.0411	50	45	N	0700-0800	950	0.021278746	0.019602116	0.021436993
Tai Tau Leng Roundabout	54	LD	0.0411	50	37	N	0800-0900	1650	0.024672885	0.022653223	0.024838342
Tai Tau Leng Roundabout	54	LD	0.0411	50	39	N	0900-1000	1450	0.023648457	0.021704531	0.023800991
Tai Tau Leng Roundabout	54	LD	0.0411	50	39	N	1000-1100	1450	0.023570484	0.02163248	0.023723179
Tai Tau Leng Roundabout	54	LD	0.0411	50	40	N	1100-1200	1400	0.023132518	0.021222999	0.023285148
Tai Tau Leng Roundabout	54	LD	0.0411	50	42	N	1200-1300	1200	0.022564001	0.020708958	0.022615822
Tai Tau Leng Roundabout	54	LD	0.0411	50	43	N	1300-1400	1150	0.021067375	0.019314107	0.02122427
Tai Tau Leng Roundabout	54	LD	0.0411	50	42	N	1400-1500	1250	0.021271488	0.019519347	0.021324339
Tai Tau Leng Roundabout	54	LD	0.0411	50	41	N	1500-1600	1350	0.021460522	0.019694717	0.021631064
Tai Tau Leng Roundabout	54	LD	0.0411	50	40	N	1600-1700	1400	0.021882749	0.020073798	0.02203958
Tai Tau Leng Roundabout	54	LD	0.0411	50	39	N	1700-1800	1500	0.022278519	0.020445364	0.022435495
Tai Tau Leng Roundabout	54	LD	0.0411	50	39	N	1800-1900	1500	0.022250758	0.02041963	0.022407878
Tai Tau Leng Roundabout	54	LD	0.0411	50	41	N	1900-2000	1350	0.021351714	0.019594906	0.021522176
Tai Tau Leng Roundabout	54	LD	0.0411	50	44	N	2000-2100	1100	0.020465368	0.018761765	0.020622279
Tai Tau Leng Roundabout	54	LD	0.0411	50	46	N	2100-2200	850	0.019659618	0.018015238	0.019816706
Tai Tau Leng Roundabout	54	LD	0.0411	50	47	N	2200-2300	850	0.019547833	0.018014771	0.019709523
Tai Tau Leng Roundabout	54	LD	0.0411	50	48	N	2300-0000	700	0.01966039	0.018000561	0.019712855
Tai Tau Leng Roundabout	55	LD	0.03223	50	49	N	0000-0100	900	0.026330735	0.024237461	0.026476461
Tai Tau Leng Roundabout	55	LD	0.03223	50	50	N	0100-0200	700	0.016532727	0.015117308	0.016571496
Tai Tau Leng Roundabout	55	LD	0.03223	50	50	N	0200-0300	550	0.016374608	0.014971792	0.016413329
Tai Tau Leng Roundabout	55	LD	0.03223	50	50	N	0300-0400	450	0.016536975	0.015120254	0.016576082
Tai Tau Leng Roundabout	55	LD	0.03223	50	50	N	0400-0500	350	0.015959607	0.014588671	0.015998955
Tai Tau Leng Roundabout	55	LD	0.03223	50	50	N	0500-0600	350	0.026268469	0.024080518	0.02630521
Tai Tau Leng Roundabout	55	LD	0.03223	50	50	N	0600-0700	700	0.026397184	0.02419903	0.026433926
Tai Tau Leng Roundabout	55	LD	0.03223	50	42	N	0700-0800	1850	0.029322425	0.026931986	0.029371735
Tai Tau Leng Roundabout	55	LD	0.03223	50	33	N	0800-0900	3050	0.034254984	0.031412512	0.034419507
Tai Tau Leng Roundabout	55	LD	0.03223	50	35	N	0900-1000	2800	0.032859811	0.03020478	0.033030321
Tai Tau Leng Roundabout	55	LD	0.03223	50	35	N	1000-1100	2850	0.032888345	0.030231125	0.033058726
Tai Tau Leng Roundabout	55	LD	0.03223	50	35	N	1100-1200	2750	0.032849366	0.030195333	0.033019699
Tai Tau Leng Roundabout	55	LD	0.03223	50	38	N	1200-1300	2350	0.03115529	0.028631855	0.031319814

Traffic Data and Composite Emission Factors

Construction (2029 Traffic x 2024									Composite Emission Factor (g/mile-veh)		
Road Name	Road ID	Road Type	Road Length (km)	Speed Limit (km/hr)	Average Speed (km/hr)	Start Emission Estimated by Broad Brush Approach (Y/N)	Hour	Total Vehicle (Veh/hr)	RSP	FSP	TSP
Tai Tau Leng Roundabout	55	LD	0.03223	50	39	N	1300-1400	2200	0.031373775	0.028813808	0.031519067
Tai Tau Leng Roundabout	55	LD	0.03223	50	37	N	1400-1500	2450	0.03257433	0.029923402	0.032731691
Tai Tau Leng Roundabout	55	LD	0.03223	50	36	N	1500-1600	2600	0.033038738	0.030381502	0.03320244
Tai Tau Leng Roundabout	55	LD	0.03223	50	36	N	1600-1700	2700	0.033126673	0.030462178	0.033290488
Tai Tau Leng Roundabout	55	LD	0.03223	50	34	N	1700-1800	2900	0.034327291	0.031571805	0.03449109
Tai Tau Leng Roundabout	55	LD	0.03223	50	33	N	1800-1900	3100	0.035104524	0.032194669	0.035268339
Tai Tau Leng Roundabout	55	LD	0.03223	50	36	N	1900-2000	2650	0.033079985	0.030419434	0.033243656
Tai Tau Leng Roundabout	55	LD	0.03223	50	40	N	2000-2100	2100	0.030838427	0.028315346	0.030983606
Tai Tau Leng Roundabout	55	LD	0.03223	50	43	N	2100-2200	1650	0.029570296	0.027140025	0.029715137
Tai Tau Leng Roundabout	55	LD	0.03223	50	44	N	2200-2300	1600	0.029077177	0.026690745	0.029222098
Tai Tau Leng Roundabout	55	LD	0.03223	50	46	N	2300-0000	1350	0.028318468	0.025986287	0.028463534
Tai Tau Leng Roundabout	56	LD	0.02826	50	50	N	0000-0100	300	0.012170793	0.011100289	0.012212121
Tai Tau Leng Roundabout	56	LD	0.02826	50	50	N	0100-0200	250	0.011992526	0.010936184	0.012033902
Tai Tau Leng Roundabout	56	LD	0.02826	50	50	N	0200-0300	200	0.012973807	0.011839107	0.013015135
Tai Tau Leng Roundabout	56	LD	0.02826	50	50	N	0300-0400	150	0.013014282	0.011876315	0.013055851
Tai Tau Leng Roundabout	56	LD	0.02826	50	50	N	0400-0500	100	0.013380488	0.012210592	0.013423313
Tai Tau Leng Roundabout	56	LD	0.02826	50	50	N	0500-0600	100	0.012452589	0.011354727	0.012496138
Tai Tau Leng Roundabout	56	LD	0.02826	50	50	N	0600-0700	250	0.012356785	0.011271829	0.012397871
Tai Tau Leng Roundabout	56	LD	0.02826	50	49	N	0700-0800	600	0.012421368	0.011450418	0.012587033
Tai Tau Leng Roundabout	56	LD	0.02826	50	45	N	0800-0900	1050	0.013204217	0.012173142	0.013373826
Tai Tau Leng Roundabout	56	LD	0.02826	50	46	N	0900-1000	950	0.012932721	0.011824993	0.013098113
Tai Tau Leng Roundabout	56	LD	0.02826	50	46	N	1000-1100	950	0.013048642	0.011931178	0.013214356
Tai Tau Leng Roundabout	56	LD	0.02826	50	46	N	1100-1200	900	0.013082068	0.011962399	0.013247412
Tai Tau Leng Roundabout	56	LD	0.02826	50	48	N	1200-1300	800	0.012794687	0.011679557	0.012850885
Tai Tau Leng Roundabout	56	LD	0.02826	50	48	N	1300-1400	750	0.009616925	0.008754783	0.009675505
Tai Tau Leng Roundabout	56	LD	0.02826	50	48	N	1400-1500	800	0.009565892	0.00870779	0.009624473
Tai Tau Leng Roundabout	56	LD	0.02826	50	47	N	1500-1600	850	0.009614768	0.008876401	0.009791458
Tai Tau Leng Roundabout	56	LD	0.02826	50	47	N	1600-1700	900	0.009819445	0.00906434	0.009996118
Tai Tau Leng Roundabout	56	LD	0.02826	50	46	N	1700-1800	950	0.009982568	0.009106779	0.010156779
Tai Tau Leng Roundabout	56	LD	0.02826	50	46	N	1800-1900	950	0.009960133	0.009085841	0.010134586
Tai Tau Leng Roundabout	56	LD	0.02826	50	47	N	1900-2000	900	0.009918773	0.009155365	0.010095318
Tai Tau Leng Roundabout	56	LD	0.02826	50	49	N	2000-2100	700	0.009540867	0.008805156	0.00971532
Tai Tau Leng Roundabout	56	LD	0.02826	50	50	N	2100-2200	550	0.009429307	0.008574054	0.009473049
Tai Tau Leng Roundabout	56	LD	0.02826	50	50	N	2200-2300	550	0.009531678	0.008668554	0.009575227
Tai Tau Leng Roundabout	56	LD	0.02826	50	50	N	2300-0000	450	0.009025797	0.008202601	0.00906978
Tai Tau Leng Roundabout	57	LD	0.02888	50	50	N	0000-0100	750	0.02008207	0.018383569	0.020121564
Tai Tau Leng Roundabout	57	LD	0.02888	50	50	N	0100-0200	650	0.014210314	0.012978217	0.014250677
Tai Tau Leng Roundabout	57	LD	0.02888	50	50	N	0200-0300	500	0.013866655	0.012661691	0.013907307
Tai Tau Leng Roundabout	57	LD	0.02888	50	50	N	0300-0400	400	0.014183181	0.012952902	0.01422364
Tai Tau Leng Roundabout	57	LD	0.02888	50	50	N	0400-0500	300	0.014038179	0.012818361	0.01407941
Tai Tau Leng Roundabout	57	LD	0.02888	50	50	N	0500-0600	300	0.019973858	0.01828498	0.020012724
Tai Tau Leng Roundabout	57	LD	0.02888	50	50	N	0600-0700	600	0.019866869	0.018185185	0.019906604
Tai Tau Leng Roundabout	57	LD	0.02888	50	44	N	0700-0800	1600	0.021617529	0.019822419	0.021772783
Tai Tau Leng Roundabout	57	LD	0.02888	50	37	N	0800-0900	2600	0.024467066	0.022464302	0.024635597
Tai Tau Leng Roundabout	57	LD	0.02888	50	38	N	0900-1000	2450	0.023962134	0.022011432	0.024135573
Tai Tau Leng Roundabout	57	LD	0.02888	50	38	N	1000-1100	2500	0.02409291	0.022131763	0.0242663
Tai Tau Leng Roundabout	57	LD	0.02888	50	39	N	1100-1200	2400	0.02354797	0.021612734	0.023703368
Tai Tau Leng Roundabout	57	LD	0.02888	50	41	N	1200-1300	2050	0.022720654	0.020855231	0.022889265
Tai Tau Leng Roundabout	57	LD	0.02888	50	42	N	1300-1400	1950	0.018390521	0.01686578	0.018445561
Tai Tau Leng Roundabout	57	LD	0.02888	50	41	N	1400-1500	2150	0.018647614	0.01710451	0.018824336
Tai Tau Leng Roundabout	57	LD	0.02888	50	40	N	1500-1600	2250	0.019024281	0.017441427	0.019187259
Tai Tau Leng Roundabout	57	LD	0.02888	50	40	N	1600-1700	2350	0.019115643	0.017525724	0.019278444
Tai Tau Leng Roundabout	57	LD	0.02888	50	38	N	1700-1800	2550	0.019742949	0.018127377	0.019923389
Tai Tau Leng Roundabout	57	LD	0.02888	50	37	N	1800-1900	2750	0.020189993	0.018529247	0.020366731
Tai Tau Leng Roundabout	57	LD	0.02888	50	40	N	1900-2000	2300	0.019057449	0.017471988	0.019220428
Tai Tau Leng Roundabout	57	LD	0.02888	50	43	N	2000-2100	1800	0.018211626	0.016684987	0.018374524
Tai Tau Leng Roundabout	57	LD	0.02888	50	46	N	2100-2200	1450	0.017315495	0.015856384	0.017478458
Tai Tau Leng Roundabout	57	LD	0.02888	50	46	N	2200-2300	1400	0.017247404	0.015793716	0.017410302
Tai Tau Leng Roundabout	57	LD	0.02888	50	48	N	2300-0000	1150	0.016899898	0.015458007	0.016955131

Traffic Data and Composite Emission Factors

Construction (2029 Traffic x 2024									Composite Emission Factor (g/mile-veh)		
Road Name	Road ID	Road Type	Road Length (km)	Speed Limit (km/hr)	Average Speed (km/hr)	Start Emission Estimated by Broad Brush Approach (Y/N)	Hour	Total Vehicle (Veh/hr)	RSP	FSP	TSP
Tai Tau Leng Roundabout	58	LD	0.05305	50	50	N	0000-0100	350	0.025751998	0.023603106	0.025790912
Tai Tau Leng Roundabout	58	LD	0.05305	50	50	N	0100-0200	300	0.012598363	0.011494385	0.012639257
Tai Tau Leng Roundabout	58	LD	0.05305	50	50	N	0200-0300	200	0.012862086	0.011736318	0.012903414
Tai Tau Leng Roundabout	58	LD	0.05305	50	50	N	0300-0400	200	0.013141887	0.011995036	0.013182105
Tai Tau Leng Roundabout	58	LD	0.05305	50	50	N	0400-0500	150	0.013273676	0.012113564	0.013316066
Tai Tau Leng Roundabout	58	LD	0.05305	50	50	N	0500-0600	150	0.025404348	0.023281832	0.025444324
Tai Tau Leng Roundabout	58	LD	0.05305	50	50	N	0600-0700	300	0.025220641	0.023114348	0.025259266
Tai Tau Leng Roundabout	58	LD	0.05305	50	47	N	0700-0800	800	0.026255997	0.024185704	0.026414067
Tai Tau Leng Roundabout	58	LD	0.05305	50	42	N	0800-0900	1250	0.02843088	0.026110271	0.028482637
Tai Tau Leng Roundabout	58	LD	0.05305	50	42	N	0900-1000	1200	0.028497974	0.026172246	0.028549537
Tai Tau Leng Roundabout	58	LD	0.05305	50	42	N	1000-1100	1200	0.028424008	0.026103656	0.028475958
Tai Tau Leng Roundabout	58	LD	0.05305	50	43	N	1100-1200	1150	0.028017215	0.025710027	0.028170843
Tai Tau Leng Roundabout	58	LD	0.05305	50	44	N	1200-1300	1000	0.027381749	0.025123968	0.027535232
Tai Tau Leng Roundabout	58	LD	0.05305	50	46	N	1300-1400	950	0.02106068	0.019300364	0.021222806
Tai Tau Leng Roundabout	58	LD	0.05305	50	44	N	1400-1500	1050	0.02174721	0.019935411	0.021909078
Tai Tau Leng Roundabout	58	LD	0.05305	50	44	N	1500-1600	1100	0.021605154	0.019804362	0.02176744
Tai Tau Leng Roundabout	58	LD	0.05305	50	43	N	1600-1700	1150	0.022069916	0.020236551	0.022231719
Tai Tau Leng Roundabout	58	LD	0.05305	50	42	N	1700-1800	1200	0.022222289	0.020393478	0.022277006
Tai Tau Leng Roundabout	58	LD	0.05305	50	41	N	1800-1900	1350	0.022674611	0.020809848	0.022850416
Tai Tau Leng Roundabout	58	LD	0.05305	50	44	N	1900-2000	1100	0.021601838	0.019801031	0.021764221
Tai Tau Leng Roundabout	58	LD	0.05305	50	46	N	2000-2100	900	0.021120773	0.019355822	0.021282963
Tai Tau Leng Roundabout	58	LD	0.05305	50	48	N	2100-2200	700	0.020457402	0.01873204	0.020512184
Tai Tau Leng Roundabout	58	LD	0.05305	50	48	N	2200-2300	700	0.020480946	0.018753911	0.020535986
Tai Tau Leng Roundabout	58	LD	0.05305	50	50	N	2300-0000	550	0.01978476	0.018108419	0.019825992
Po Shek Wu Road Flyover	60	LD	0.31852	50	50	N	0000-0100	250	0.037183491	0.034129101	0.037217866
Po Shek Wu Road Flyover	60	LD	0.31852	50	50	N	0100-0200	200	0.018238164	0.016689106	0.018275147
Po Shek Wu Road Flyover	60	LD	0.31852	50	50	N	0200-0300	150	0.019028401	0.017417142	0.019065045
Po Shek Wu Road Flyover	60	LD	0.31852	50	50	N	0300-0400	150	0.017039155	0.015583584	0.017077489
Po Shek Wu Road Flyover	60	LD	0.31852	50	50	N	0400-0500	100	0.017091684	0.015632942	0.017128811
Po Shek Wu Road Flyover	60	LD	0.31852	50	50	N	0500-0600	100	0.035665509	0.032731772	0.035699981
Po Shek Wu Road Flyover	60	LD	0.31852	50	50	N	0600-0700	200	0.037536082	0.034455524	0.037569589
Po Shek Wu Road Flyover	60	LD	0.31852	50	50	N	0700-0800	550	0.036664316	0.033651238	0.036698933
Po Shek Wu Road Flyover	60	LD	0.31852	50	45	N	0800-0900	950	0.039016292	0.035919415	0.039159556
Po Shek Wu Road Flyover	60	LD	0.31852	50	46	N	0900-1000	850	0.038804857	0.035636187	0.038940669
Po Shek Wu Road Flyover	60	LD	0.31852	50	46	N	1000-1100	850	0.038662381	0.035504559	0.038798661
Po Shek Wu Road Flyover	60	LD	0.31852	50	47	N	1100-1200	850	0.038195913	0.035170491	0.038339338
Po Shek Wu Road Flyover	60	LD	0.31852	50	48	N	1200-1300	700	0.037446651	0.034368587	0.037492549
Po Shek Wu Road Flyover	60	LD	0.31852	50	49	N	1300-1400	650	0.035870765	0.033010735	0.03601213
Po Shek Wu Road Flyover	60	LD	0.31852	50	48	N	1400-1500	750	0.036251922	0.033268407	0.036299494
Po Shek Wu Road Flyover	60	LD	0.31852	50	47	N	1500-1600	800	0.037172837	0.034229749	0.037319287
Po Shek Wu Road Flyover	60	LD	0.31852	50	47	N	1600-1700	800	0.037044041	0.034111237	0.037190733
Po Shek Wu Road Flyover	60	LD	0.31852	50	46	N	1700-1800	900	0.037288517	0.034238407	0.037429624
Po Shek Wu Road Flyover	60	LD	0.31852	50	46	N	1800-1900	900	0.037374858	0.034318086	0.037515788
Po Shek Wu Road Flyover	60	LD	0.31852	50	47	N	1900-2000	800	0.037041949	0.034109338	0.037188641
Po Shek Wu Road Flyover	60	LD	0.31852	50	49	N	2000-2100	650	0.036032971	0.033159664	0.036174319
Po Shek Wu Road Flyover	60	LD	0.31852	50	50	N	2100-2200	500	0.035792824	0.032849222	0.035827779
Po Shek Wu Road Flyover	60	LD	0.31852	50	50	N	2200-2300	500	0.035721579	0.032782643	0.035757113
Po Shek Wu Road Flyover	60	LD	0.31852	50	50	N	2300-0000	400	0.035231598	0.032330627	0.035267615

Traffic Data and Composite Emission Factors

Base (2029 Traffic x 2029 Vehicle EFs)									Composite Emission Factor (g/mile-veh)			
Road Name	Road ID	Road Type	Road Length (km)	Speed Limit (km/hr)	Average Speed (km/hr)	Start Emission Estimated by Broad Brush Approach (Y/N)	Hour	Total Vehicle (Veh/hr)	RSP	FSP	Res NOx	NO2
Fan Kam Road	01/02	RR	0.10886	50	48	N	0000-0100	300	0.012497956	0.011451239	0.304705669	0.042465704
Fan Kam Road	01/02	RR	0.10886	50	49	N	0100-0200	200	0.010121985	0.009365827	0.261931937	0.038700378
Fan Kam Road	01/02	RR	0.10886	50	49	N	0200-0300	200	0.009059899	0.008388368	0.241785034	0.033333682
Fan Kam Road	01/02	RR	0.10886	50	49	N	0300-0400	150	0.010114024	0.009357397	0.261028328	0.038151495
Fan Kam Road	01/02	RR	0.10886	50	49	N	0400-0500	100	0.009447968	0.008749883	0.247014606	0.038755747
Fan Kam Road	01/02	RR	0.10886	50	49	N	0500-0600	100	0.012312592	0.011382214	0.298678539	0.042471168
Fan Kam Road	01/02	RR	0.10886	50	49	N	0600-0700	200	0.012836506	0.011859779	0.311576932	0.042724881
Fan Kam Road	01/02	RR	0.10886	50	46	N	0700-0800	550	0.013770662	0.012630666	0.329015563	0.046468023
Fan Kam Road	01/02	RR	0.10886	50	41	N	0800-0900	850	0.014139359	0.013102111	0.345265737	0.050139899
Fan Kam Road	01/02	RR	0.10886	50	41	N	0900-1000	900	0.013965047	0.012941635	0.343947927	0.050227816
Fan Kam Road	01/02	RR	0.10886	50	41	N	1000-1100	900	0.014581497	0.013508025	0.354232967	0.05147959
Fan Kam Road	01/02	RR	0.10886	50	41	N	1100-1200	850	0.014217293	0.013173352	0.347833169	0.05064982
Fan Kam Road	01/02	RR	0.10886	50	44	N	1200-1300	750	0.013439774	0.012319552	0.328623461	0.047342314
Fan Kam Road	01/02	RR	0.10886	50	44	N	1300-1400	700	0.014472723	0.013269798	0.346664512	0.052946158
Fan Kam Road	01/02	RR	0.10886	50	43	N	1400-1500	750	0.014864482	0.013642443	0.356299883	0.053928159
Fan Kam Road	01/02	RR	0.10886	50	42	N	1500-1600	850	0.015060835	0.013847451	0.361390379	0.055487235
Fan Kam Road	01/02	RR	0.10886	50	42	N	1600-1700	850	0.01502141	0.013811189	0.360563861	0.055138993
Fan Kam Road	01/02	RR	0.10886	50	40	N	1700-1800	900	0.015085984	0.01386766	0.366556438	0.055671476
Fan Kam Road	01/02	RR	0.10886	50	38	N	1800-1900	1050	0.016324574	0.015006556	0.391745045	0.06152298
Fan Kam Road	01/02	RR	0.10886	50	42	N	1900-2000	850	0.015186648	0.013963168	0.362097434	0.05574289
Fan Kam Road	01/02	RR	0.10886	50	45	N	2000-2100	650	0.014547465	0.01335697	0.344549805	0.052479342
Fan Kam Road	01/02	RR	0.10886	50	47	N	2100-2200	550	0.013762416	0.012701034	0.329028613	0.050010823
Fan Kam Road	01/02	RR	0.10886	50	47	N	2200-2300	500	0.014008712	0.012927482	0.333489028	0.051209809
Fan Kam Road	01/02	RR	0.10886	50	47	N	2300-0000	400	0.013489892	0.012449764	0.326641245	0.049531851
Fan Kam Road	03/04	RR	0.13435	50	49	N	0000-0100	200	0.01328363	0.012273742	0.317363578	0.044375601
Fan Kam Road	03/04	RR	0.13435	50	49	N	0100-0200	150	0.009649434	0.008932857	0.248251386	0.034980133
Fan Kam Road	03/04	RR	0.13435	50	49	N	0200-0300	150	0.009529296	0.008821694	0.247511169	0.036363509
Fan Kam Road	03/04	RR	0.13435	50	49	N	0300-0400	100	0.00987454	0.009143311	0.251554428	0.040605061
Fan Kam Road	03/04	RR	0.13435	50	50	N	0400-0500	100	0.010559381	0.009652049	0.256113322	0.041899118
Fan Kam Road	03/04	RR	0.13435	50	50	N	0500-0600	100	0.011127857	0.010174369	0.27292675	0.04479889
Fan Kam Road	03/04	RR	0.13435	50	49	N	0600-0700	150	0.012969634	0.011984254	0.30771992	0.039046537
Fan Kam Road	03/04	RR	0.13435	50	48	N	0700-0800	450	0.013166698	0.012065962	0.314847411	0.044616366
Fan Kam Road	03/04	RR	0.13435	50	43	N	0800-0900	700	0.014061744	0.012903716	0.337534626	0.048532695
Fan Kam Road	03/04	RR	0.13435	50	45	N	0900-1000	650	0.014249909	0.013083116	0.336755624	0.048484684
Fan Kam Road	03/04	RR	0.13435	50	45	N	1000-1100	650	0.014171773	0.013010946	0.335097054	0.048205622
Fan Kam Road	03/04	RR	0.13435	50	45	N	1100-1200	650	0.014033549	0.012883611	0.334457403	0.047780588
Fan Kam Road	03/04	RR	0.13435	50	46	N	1200-1300	550	0.013606036	0.012479134	0.325421756	0.046039862
Fan Kam Road	03/04	RR	0.13435	50	47	N	1300-1400	500	0.013641707	0.012592145	0.324614524	0.045561407
Fan Kam Road	03/04	RR	0.13435	50	46	N	1400-1500	600	0.013320257	0.012216043	0.319172836	0.04421906
Fan Kam Road	03/04	RR	0.13435	50	46	N	1500-1600	600	0.013205058	0.012109404	0.316622372	0.043638402
Fan Kam Road	03/04	RR	0.13435	50	45	N	1600-1700	600	0.013270806	0.012181515	0.321650824	0.044594675
Fan Kam Road	03/04	RR	0.13435	50	45	N	1700-1800	700	0.01378425	0.012653658	0.329030666	0.045935715
Fan Kam Road	03/04	RR	0.13435	50	45	N	1800-1900	700	0.014193722	0.013030754	0.336791748	0.047775879
Fan Kam Road	03/04	RR	0.13435	50	45	N	1900-2000	600	0.013338315	0.012243074	0.319144131	0.043966024
Fan Kam Road	03/04	RR	0.13435	50	47	N	2000-2100	500	0.013614619	0.012566868	0.323755553	0.044826864
Fan Kam Road	03/04	RR	0.13435	50	48	N	2100-2200	400	0.012627158	0.011569081	0.303057979	0.041044991
Fan Kam Road	03/04	RR	0.13435	50	48	N	2200-2300	400	0.01262193	0.011564185	0.303166674	0.04095765
Fan Kam Road	03/04	RR	0.13435	50	48	N	2300-0000	350	0.013624568	0.01248721	0.321474996	0.045315414
Fan Kam Road	05/06	RR	0.28702	50	48	N	0000-0100	300	0.009680574	0.00885482	0.247583927	0.028120599
Fan Kam Road	05/06	RR	0.28702	50	49	N	0100-0200	200	0.006935331	0.006436652	0.198709856	0.023678705
Fan Kam Road	05/06	RR	0.28702	50	49	N	0200-0300	200	0.006132413	0.005699097	0.189220641	0.021270925
Fan Kam Road	05/06	RR	0.28702	50	49	N	0300-0400	100	0.006308524	0.005860008	0.190990911	0.019657582
Fan Kam Road	05/06	RR	0.28702	50	49	N	0400-0500	100	0.005883094	0.005469677	0.191319772	0.019300307
Fan Kam Road	05/06	RR	0.28702	50	49	N	0500-0600	100	0.006377347	0.005922177	0.200257473	0.021540039
Fan Kam Road	05/06	RR	0.28702	50	49	N	0600-0700	200	0.009329335	0.008636746	0.246389207	0.02645731
Fan Kam Road	05/06	RR	0.28702	50	47	N	0700-0800	550	0.009887496	0.009142012	0.255726751	0.031032499
Fan Kam Road	05/06	RR	0.28702	50	40	N	0800-0900	1000	0.010878127	0.009995298	0.28012022	0.033942739
Fan Kam Road	05/06	RR	0.28702	50	43	N	0900-1000	850	0.010151766	0.00930475	0.264342129	0.031784155
Fan Kam Road	05/06	RR	0.28702	50	42	N	1000-1100	850	0.010663955	0.009801855	0.272908742	0.033443808
Fan Kam Road	05/06	RR	0.28702	50	43	N	1100-1200	850	0.010350703	0.009487776	0.267059561	0.032490175
Fan Kam Road	05/06	RR	0.28702	50	45	N	1200-1300	750	0.009812661	0.008997641	0.254184446	0.030397581
Fan Kam Road	05/06	RR	0.28702	50	45	N	1300-1400	650	0.011654313	0.010692862	0.289972788	0.037510133
Fan Kam Road	05/06	RR	0.28702	50	44	N	1400-1500	750	0.011676365	0.010697031	0.291587075	0.038364365
Fan Kam Road	05/06	RR	0.28702	50	43	N	1500-1600	750	0.01211753	0.01111365	0.299852328	0.038760595
Fan Kam Road	05/06	RR	0.28702	50	43	N	1600-1700	850	0.012029048	0.011032206	0.297659369	0.038364432
Fan Kam Road	05/06	RR	0.28702	50	42	N	1700-1800	850	0.012097162	0.011120518	0.300497911	0.039123542
Fan Kam Road	05/06	RR	0.28702	50	42	N	1800-1900	850	0.012275314	0.011284659	0.304201275	0.039994057
Fan Kam Road	05/06	RR	0.28702	50	43	N	1900-2000	800	0.011912469	0.010924927	0.295581759	0.037770684
Fan Kam Road	05/06	RR	0.28702	50	46	N	2000-2100	650	0.011206152	0.0102695	0.280501833	0.037005403
Fan Kam Road	05/06	RR	0.28702	50	47	N	2100-2200	500	0.011273583	0.010415071	0.282506797	0.036337764
Fan Kam Road	05/06	RR	0.28702	50	47	N	2200-2300	500	0.011386374	0.010520024	0.283920581	0.036701701
Fan Kam Road	05/06	RR	0.28702	50	48	N	2300-0000	400	0.011168292	0.010224919	0.276744387	0.035227623
Fan Kam Road	07/08	RR	1.94868	50	47	N	0000-0100	400	0.011152738	0.010304992	0.276577941	0.032661548
Fan Kam Road	07/08	RR	1.94868	50	48	N	0100-0200	300	0.00832615	0.007608447	0.222745585	0.028780913
Fan Kam Road	07/08	RR	1.94868	50	48	N	0200-0300	250	0.008043875	0.007348612	0.217799579	0.028117068
Fan Kam Road	07/08	RR	1.94868	50	49	N	0300-0400	200	0.007247745	0.006721538	0.209615688	0.025443101
Fan Kam Road	07/08	RR	1.94868	50	49	N	0400-0500	200	0.007210722	0.006689697	0.208815023	0.026658872
Fan Kam Road	07/08	RR	1.94868	50	49	N	0500-0600	200	0.01018969	0.009427489	0.260806442	0.028823118
Fan Kam Road	07/08	RR	1.94868	50	48	N	0600-0700	300	0.010987852	0.010058199	0.272022242	0.031899966
Fan Kam Road	07/08	RR	1.94868	50	42	N	0700-0800	850	0.012304895	0.011310001	0.302237963	0.036280879
Fan Kam Road	07/08	RR	1.94868	50	33	N	0800-0900	1400	0.01459123	0.013368555	0.354485834	0.044327256
Fan Kam Road	07/08	RR	1.94868	50	35	N	0900-1000	1250	0.013945951	0.012867627	0.34197364	0.042416935
Fan Kam Road	07/08	RR	1.94868	50	35	N	1000-1100	1300	0.01396048	0.012881133	0.341920961	0.042445233
Fan Kam Road	07/08	RR	1.94868	50	35	N	1100-1200	1250	0.014149918	0.013055508	0.344519183	0.043077944
Fan Kam Road	07/08	RR	1.94868	50	39	N	1200-1300	1050	0.012613766	0.011599332	0.312361857	0.037596378
Fan Kam Road	07/08	RR	1.94868	50	40	N	1300-1400	1000	0.012190724	0.011203295	0.302524871	0.037194764
Fan Kam Road	07/08	RR	1.94868	50	38	N	1400-1500	1100	0.012823221	0.011788662	0.315718982	0.039022456
Fan Kam Road	07/08	RR	1.94868	50	37	N	1500-1600	1150	0.013040594	0.012002413	0.321098457	0.040678945
Fan Kam Road	07/08	RR	1.94868	50	36	N	1600-1700	1200	0.013487244	0.012419831	0.3317515	0.041552522

Traffic Data and Composite Emission Factors

Base (2029 Traffic x 2029 Vehicle EFs)									Composite Emission Factor (g/mile-veh)			
Road Name	Road ID	Road Type	Road Length (km)	Speed Limit (km/hr)	Average Speed (km/hr)	Start Emission Estimated by Broad Brush Approach (Y/N)	Hour	Total Vehicle (Veh/hr)	RSP	FSP	Res NOx	NO2
Fan Kam Road	07/08	RR	1.94868	50	35	N	1700-1800	1300	0.013666718	0.012611463	0.335383926	0.041617869
Fan Kam Road	07/08	RR	1.94868	50	34	N	1800-1900	1400	0.013981757	0.012894316	0.342707639	0.043120642
Fan Kam Road	07/08	RR	1.94868	50	37	N	1900-2000	1200	0.013071969	0.012031021	0.321224555	0.040778958
Fan Kam Road	07/08	RR	1.94868	50	41	N	2000-2100	950	0.011805004	0.01096132	0.296443136	0.036109159
Fan Kam Road	07/08	RR	1.94868	50	44	N	2100-2200	750	0.011731938	0.010747903	0.291248975	0.035800335
Fan Kam Road	07/08	RR	1.94868	50	45	N	2200-2300	750	0.01172498	0.01075766	0.286885876	0.035260119
Fan Kam Road	07/08	RR	1.94868	50	46	N	2300-0000	600	0.010701027	0.009804196	0.269734793	0.031908882
Fan Kam Road	09/10	RR	0.27529	50	49	N	0000-0100	500	0.015606066	0.014408014	0.358711987	0.053660566
Fan Kam Road	09/10	RR	0.27529	50	49	N	0100-0200	400	0.012529516	0.011579962	0.303135625	0.049377555
Fan Kam Road	09/10	RR	0.27529	50	49	N	0200-0300	300	0.012639321	0.011682148	0.304059494	0.049785354
Fan Kam Road	09/10	RR	0.27529	50	50	N	0300-0400	200	0.011473593	0.010493687	0.283350914	0.04398062
Fan Kam Road	09/10	RR	0.27529	50	50	N	0400-0500	200	0.011884989	0.010873396	0.290380609	0.047355567
Fan Kam Road	09/10	RR	0.27529	50	50	N	0500-0600	200	0.014421581	0.0132082	0.338424637	0.049546817
Fan Kam Road	09/10	RR	0.27529	50	49	N	0600-0700	400	0.015251504	0.014082693	0.352996635	0.05071611
Fan Kam Road	09/10	RR	0.27529	50	48	N	0700-0800	900	0.016147761	0.014811438	0.36950414	0.055024707
Fan Kam Road	09/10	RR	0.27529	50	47	N	0800-0900	1500	0.016031971	0.01478823	0.369559295	0.054482458
Fan Kam Road	09/10	RR	0.27529	50	47	N	0900-1000	1400	0.016275651	0.015012171	0.374246173	0.05560654
Fan Kam Road	09/10	RR	0.27529	50	47	N	1000-1100	1450	0.016236293	0.014976388	0.372879814	0.055223763
Fan Kam Road	09/10	RR	0.27529	50	47	N	1100-1200	1350	0.016286737	0.015022181	0.373964079	0.055317887
Fan Kam Road	09/10	RR	0.27529	50	47	N	1200-1300	1150	0.016078183	0.014830587	0.371323238	0.055215759
Fan Kam Road	09/10	RR	0.27529	50	48	N	1300-1400	1150	0.011368663	0.010408711	0.277492399	0.03109903
Fan Kam Road	09/10	RR	0.27529	50	47	N	1400-1500	1300	0.011478429	0.010605456	0.282474006	0.032614016
Fan Kam Road	09/10	RR	0.27529	50	47	N	1500-1600	1350	0.011220072	0.010368032	0.277174229	0.031836432
Fan Kam Road	09/10	RR	0.27529	50	47	N	1600-1700	1400	0.011538787	0.010661075	0.28313358	0.03193958
Fan Kam Road	09/10	RR	0.27529	50	47	N	1700-1800	1500	0.011543213	0.010665082	0.282714386	0.032348104
Fan Kam Road	09/10	RR	0.27529	50	47	N	1800-1900	1650	0.011444515	0.01057424	0.281196811	0.032037429
Fan Kam Road	09/10	RR	0.27529	50	47	N	1900-2000	1350	0.011613158	0.010729568	0.283099299	0.032133262
Fan Kam Road	09/10	RR	0.27529	50	48	N	2000-2100	1100	0.01133321	0.010376117	0.276853686	0.031141627
Fan Kam Road	09/10	RR	0.27529	50	48	N	2100-2200	850	0.011412624	0.010449194	0.278164693	0.032198636
Fan Kam Road	09/10	RR	0.27529	50	48	N	2200-2300	800	0.011532165	0.010559308	0.279459705	0.032072979
Fan Kam Road	09/10	RR	0.27529	50	49	N	2300-0000	700	0.011111402	0.010274495	0.271731659	0.030621519
Fan Kam Road	11	RR	0.0882	50	49	N	0000-0100	350	0.018224839	0.016818095	0.393915301	0.046720415
Fan Kam Road	11	RR	0.0882	50	49	N	0100-0200	300	0.010560853	0.009768879	0.268618472	0.040591631
Fan Kam Road	11	RR	0.0882	50	49	N	0200-0300	200	0.010677048	0.009877622	0.268062669	0.041031609
Fan Kam Road	11	RR	0.0882	50	50	N	0300-0400	200	0.010660488	0.009744127	0.268600495	0.040911649
Fan Kam Road	11	RR	0.0882	50	50	N	0400-0500	150	0.010636235	0.0097229	0.2658752	0.039141547
Fan Kam Road	11	RR	0.0882	50	50	N	0500-0600	150	0.018074044	0.01656979	0.389688874	0.04572156
Fan Kam Road	11	RR	0.0882	50	49	N	0600-0700	300	0.018272669	0.016862031	0.395168931	0.047228388
Fan Kam Road	11	RR	0.0882	50	48	N	0700-0800	750	0.018320257	0.016809888	0.39817525	0.047979952
Fan Kam Road	11	RR	0.0882	50	47	N	0800-0900	1250	0.018646696	0.017196034	0.406450368	0.048781421
Fan Kam Road	11	RR	0.0882	50	47	N	0900-1000	1150	0.018601249	0.017154175	0.406136804	0.049034346
Fan Kam Road	11	RR	0.0882	50	47	N	1000-1100	1150	0.018555978	0.01711275	0.404990194	0.048893255
Fan Kam Road	11	RR	0.0882	50	47	N	1100-1200	1100	0.018526478	0.017085456	0.404864746	0.04884565
Fan Kam Road	11	RR	0.0882	50	47	N	1200-1300	950	0.018631681	0.017182564	0.406057737	0.048560121
Fan Kam Road	11	RR	0.0882	50	48	N	1300-1400	900	0.01590563	0.014585179	0.350674593	0.034058177
Fan Kam Road	11	RR	0.0882	50	47	N	1400-1500	1000	0.016059789	0.01481987	0.355620864	0.033884722
Fan Kam Road	11	RR	0.0882	50	47	N	1500-1600	1050	0.016195215	0.01494469	0.358055463	0.034633904
Fan Kam Road	11	RR	0.0882	50	47	N	1600-1700	1050	0.016287607	0.01502947	0.359565028	0.034799328
Fan Kam Road	11	RR	0.0882	50	47	N	1700-1800	1150	0.016163044	0.014914901	0.357524782	0.034906543
Fan Kam Road	11	RR	0.0882	50	47	N	1800-1900	1200	0.016144987	0.014898389	0.357213036	0.034451533
Fan Kam Road	11	RR	0.0882	50	47	N	1900-2000	1050	0.016029452	0.01479206	0.354932241	0.034270884
Fan Kam Road	11	RR	0.0882	50	48	N	2000-2100	850	0.016110483	0.014773665	0.353610664	0.033874374
Fan Kam Road	11	RR	0.0882	50	48	N	2100-2200	650	0.015845504	0.01452993	0.350026365	0.033954245
Fan Kam Road	11	RR	0.0882	50	48	N	2200-2300	650	0.016033331	0.014702468	0.352806105	0.03436524
Fan Kam Road	11	RR	0.0882	50	49	N	2300-0000	550	0.015801328	0.014588945	0.347546801	0.033149461
Fan Kam Road	12	RR	0.09121	50	49	N	0000-0100	350	0.017672448	0.0163098	0.382553767	0.042462364
Fan Kam Road	12	RR	0.09121	50	49	N	0100-0200	250	0.009359671	0.008664692	0.246420388	0.03630635
Fan Kam Road	12	RR	0.09121	50	49	N	0200-0300	200	0.009810239	0.009078326	0.254337926	0.03848302
Fan Kam Road	12	RR	0.09121	50	50	N	0300-0400	150	0.009025716	0.008240453	0.24047391	0.03268811
Fan Kam Road	12	RR	0.09121	50	50	N	0400-0500	150	0.009084168	0.008292853	0.238895352	0.03301352
Fan Kam Road	12	RR	0.09121	50	50	N	0500-0600	150	0.017061283	0.015636274	0.371761956	0.040241824
Fan Kam Road	12	RR	0.09121	50	49	N	0600-0700	250	0.017744498	0.016376073	0.381935183	0.042534061
Fan Kam Road	12	RR	0.09121	50	48	N	0700-0800	700	0.017978272	0.016494183	0.389994231	0.043525674
Fan Kam Road	12	RR	0.09121	50	47	N	0800-0900	1150	0.018192733	0.016779648	0.396128583	0.044064499
Fan Kam Road	12	RR	0.09121	50	47	N	0900-1000	1050	0.018191654	0.016778683	0.396232772	0.044228153
Fan Kam Road	12	RR	0.09121	50	47	N	1000-1100	1050	0.018138095	0.016729614	0.395080611	0.044108739
Fan Kam Road	12	RR	0.09121	50	47	N	1100-1200	1050	0.018157295	0.016746866	0.395658333	0.044196079
Fan Kam Road	12	RR	0.09121	50	48	N	1200-1300	900	0.017991758	0.01650672	0.390042543	0.042912015
Fan Kam Road	12	RR	0.09121	50	48	N	1300-1400	850	0.01661778	0.015240954	0.363825895	0.037002053
Fan Kam Road	12	RR	0.09121	50	48	N	1400-1500	950	0.016328018	0.014974302	0.359058245	0.036297692
Fan Kam Road	12	RR	0.09121	50	47	N	1500-1600	1000	0.016566796	0.015285437	0.366439341	0.036843372
Fan Kam Road	12	RR	0.09121	50	47	N	1600-1700	1000	0.016618859	0.015333476	0.366504519	0.0370307
Fan Kam Road	12	RR	0.09121	50	47	N	1700-1800	1100	0.016582954	0.015300275	0.366139359	0.037134052
Fan Kam Road	12	RR	0.09121	50	47	N	1800-1900	1200	0.016589907	0.01530697	0.366381919	0.037079093
Fan Kam Road	12	RR	0.09121	50	47	N	1900-2000	1000	0.016404542	0.01513646	0.363709314	0.036795719
Fan Kam Road	12	RR	0.09121	50	48	N	2000-2100	800	0.016394677	0.015035715	0.360050953	0.036633546
Fan Kam Road	12	RR	0.09121	50	48	N	2100-2200	600	0.016550639	0.015179075	0.362389604	0.037700026
Fan Kam Road	12	RR	0.09121	50	48	N	2200-2300	600	0.016545054	0.015174183	0.363108546	0.037533217
Fan Kam Road	12	RR	0.09121	50	49	N	2300-0000	500	0.01633386	0.015078668	0.358304396	0.036387203
Castle Peak Road - Kwu Tung	13/14	LD	0.42005	50	30	N	0000-0100	450	0.027954025	0.025695167	0.628297715	0.074084535
Castle Peak Road - Kwu Tung	13/14	LD	0.42005	50	30	N	0100-0200	350	0.015726296	0.014443347	0.391480883	0.062831287
Castle Peak Road - Kwu Tung	13/14	LD	0.42005	50	30	N	0200-0300	250	0.015044563	0.013816093	0.38350786	0.061001949
Castle Peak Road - Kwu Tung	13/14	LD	0.42005	50	30	N	0300-0400	200	0.015451392	0.014191847	0.393828911	0.062187756
Castle Peak Road - Kwu Tung	13/14	LD	0.42005	50	30	N	0400-0500	150	0.014536545	0.013349905	0.372120652	0.058556631
Castle Peak Road - Kwu Tung	13/14	LD	0.42005	50	30	N	0500-0600	200	0.027479259	0.025258831	0.625671917	0.074101311
Castle Peak Road - Kwu Tung	13/14	LD	0.42005	50	30	N	0600-0700	350	0.027901121	0.02564678	0.625196626	0.073182739
Castle Peak Road - Kwu Tung	13/14	LD	0.42005	50	28	N	0700-0800	850	0.029376814	0.027026332	0.669364039	0.08023588
Castle Peak Road - Kwu Tung	13/14	LD	0.42005	50	26	N	0800-0900	1350	0.0306022	0.028093564	0.699927511	0.082989063
Castle Peak Road - Kwu Tung	13/14	LD	0.42005	50	27	N	0900-1000	1300	0.03049275	0.028073935	0.693831943	0.082967926

Traffic Data and Composite Emission Factors

Base (2029 Traffic x 2029 Vehicle EFs)									Composite Emission Factor (g/mile-veh)			
Road Name	Road ID	Road Type	Road Length (km)	Speed Limit (km/hr)	Average Speed (km/hr)	Start Emission Estimated by Broad Brush Approach (Y/N)	Hour	Total Vehicle (Veh/hr)	RSP	FSP	Res NOx	NO2
Castle Peak Road - Kwu Tung	13/14	LD	0.42005	50	27	N	1000-1100	1300	0.03040326	0.027991459	0.692248307	0.082736863
Castle Peak Road - Kwu Tung	13/14	LD	0.42005	50	27	N	1100-1200	1200	0.030482731	0.028064416	0.693722314	0.082609268
Castle Peak Road - Kwu Tung	13/14	LD	0.42005	50	27	N	1200-1300	1050	0.030663319	0.028230251	0.698546254	0.083960047
Castle Peak Road - Kwu Tung	13/14	LD	0.42005	50	28	N	1300-1400	1050	0.024099023	0.022171985	0.544494935	0.051855062
Castle Peak Road - Kwu Tung	13/14	LD	0.42005	50	28	N	1400-1500	1150	0.024146491	0.022215214	0.544386813	0.052092211
Castle Peak Road - Kwu Tung	13/14	LD	0.42005	50	27	N	1500-1600	1250	0.024725155	0.022768586	0.558353117	0.053285351
Castle Peak Road - Kwu Tung	13/14	LD	0.42005	50	27	N	1600-1700	1250	0.024950078	0.022975214	0.562968452	0.054359808
Castle Peak Road - Kwu Tung	13/14	LD	0.42005	50	27	N	1700-1800	1350	0.024865527	0.022897459	0.561536999	0.054266776
Castle Peak Road - Kwu Tung	13/14	LD	0.42005	50	26	N	1800-1900	1450	0.0253854	0.023287534	0.574577413	0.055220754
Castle Peak Road - Kwu Tung	13/14	LD	0.42005	50	27	N	1900-2000	1250	0.024983187	0.023005721	0.563432142	0.054908055
Castle Peak Road - Kwu Tung	13/14	LD	0.42005	50	28	N	2000-2100	1000	0.023775287	0.021873772	0.53714802	0.051225326
Castle Peak Road - Kwu Tung	13/14	LD	0.42005	50	29	N	2100-2200	800	0.023222247	0.021344786	0.523012783	0.049144518
Castle Peak Road - Kwu Tung	13/14	LD	0.42005	50	29	N	2200-2300	750	0.023240425	0.021361308	0.523819435	0.0488197
Castle Peak Road - Kwu Tung	13/14	LD	0.42005	50	30	N	2300-0000	600	0.022592014	0.020757322	0.505697557	0.047063693
Po Kin Road	15/16	LD	0.1415	50	30	Y	0000-0100	250	0.025377551	0.023052564	0.626543432	0.100511365
Po Kin Road	15/16	LD	0.1415	50	30	Y	0100-0200	200	0.023615865	0.021441235	0.578492369	0.090598038
Po Kin Road	15/16	LD	0.1415	50	30	Y	0200-0300	200	0.023082374	0.02093645	0.560652483	0.084268794
Po Kin Road	15/16	LD	0.1415	50	30	Y	0300-0400	100	0.023212138	0.021034593	0.561163039	0.082298134
Po Kin Road	15/16	LD	0.1415	50	30	Y	0400-0500	100	0.022906186	0.020744233	0.554395762	0.085185303
Po Kin Road	15/16	LD	0.1415	50	30	Y	0500-0600	100	0.023221427	0.021039477	0.563745738	0.087045085
Po Kin Road	15/16	LD	0.1415	50	30	Y	0600-0700	200	0.023165765	0.021006664	0.560353486	0.084675685
Po Kin Road	15/16	LD	0.1415	50	30	Y	0700-0800	450	0.024287302	0.022049548	0.601412731	0.097283195
Po Kin Road	15/16	LD	0.1415	50	28	Y	0800-0900	800	0.025149554	0.022868312	0.618962201	0.09886537
Po Kin Road	15/16	LD	0.1415	50	28	Y	0900-1000	750	0.025237313	0.022949299	0.621987384	0.099443967
Po Kin Road	15/16	LD	0.1415	50	28	Y	1000-1100	750	0.025202698	0.022919077	0.621762687	0.099255465
Po Kin Road	15/16	LD	0.1415	50	28	Y	1100-1200	750	0.025245364	0.022957756	0.623226614	0.100072167
Po Kin Road	15/16	LD	0.1415	50	29	Y	1200-1300	650	0.024462545	0.022220071	0.604330358	0.095369412
Po Kin Road	15/16	LD	0.1415	50	29	Y	1300-1400	650	0.025698386	0.023360004	0.644732498	0.1035992
Po Kin Road	15/16	LD	0.1415	50	29	Y	1400-1500	700	0.026502702	0.024099747	0.664009086	0.106160804
Po Kin Road	15/16	LD	0.1415	50	29	Y	1500-1600	750	0.026275743	0.02389198	0.65693174	0.105352206
Po Kin Road	15/16	LD	0.1415	50	28	Y	1600-1700	800	0.026927678	0.024510826	0.675972848	0.109601546
Po Kin Road	15/16	LD	0.1415	50	28	Y	1700-1800	800	0.026684726	0.024287148	0.666973439	0.106424056
Po Kin Road	15/16	LD	0.1415	50	28	Y	1800-1900	850	0.026759409	0.024354995	0.670969387	0.107660712
Po Kin Road	15/16	LD	0.1415	50	28	Y	1900-2000	750	0.026699985	0.024299373	0.666626194	0.107847367
Po Kin Road	15/16	LD	0.1415	50	29	Y	2000-2100	600	0.025687975	0.023347833	0.644675494	0.102602561
Po Kin Road	15/16	LD	0.1415	50	30	Y	2100-2200	500	0.025519689	0.023191352	0.641282059	0.10335071
Po Kin Road	15/16	LD	0.1415	50	30	Y	2200-2300	450	0.025322512	0.02300805	0.627146199	0.098754545
Po Kin Road	15/16	LD	0.1415	50	30	Y	2300-0000	400	0.02572559	0.023382859	0.638668182	0.09862715
Po Kin Road	17/18	LD	0.1249	50	30	Y	0000-0100	200	0.025529992	0.023192209	0.633618033	0.101927851
Po Kin Road	17/18	LD	0.1249	50	30	Y	0100-0200	200	0.022887548	0.020761991	0.549904235	0.083114867
Po Kin Road	17/18	LD	0.1249	50	30	Y	0200-0300	150	0.023099598	0.020947712	0.549388905	0.083255104
Po Kin Road	17/18	LD	0.1249	50	30	Y	0300-0400	100	0.02330746	0.021132532	0.572032605	0.087547498
Po Kin Road	17/18	LD	0.1249	50	30	Y	0400-0500	100	0.02232012	0.020220146	0.523211295	0.069881605
Po Kin Road	17/18	LD	0.1249	50	30	Y	0500-0600	100	0.022588893	0.020499943	0.531528406	0.073721151
Po Kin Road	17/18	LD	0.1249	50	30	Y	0600-0700	200	0.023390346	0.021213965	0.566501881	0.086721479
Po Kin Road	17/18	LD	0.1249	50	28	Y	0700-0800	400	0.025162574	0.022886466	0.623112248	0.100492034
Po Kin Road	17/18	LD	0.1249	50	25	Y	0800-0900	700	0.026867722	0.024388229	0.660027692	0.10719843
Po Kin Road	17/18	LD	0.1249	50	25	Y	0900-1000	700	0.026861624	0.024388444	0.663756908	0.108283889
Po Kin Road	17/18	LD	0.1249	50	25	Y	1000-1100	700	0.026950892	0.024461817	0.663630363	0.107876213
Po Kin Road	17/18	LD	0.1249	50	26	Y	1100-1200	650	0.026439044	0.023987444	0.650435454	0.106024458
Po Kin Road	17/18	LD	0.1249	50	26	Y	1200-1300	500	0.02645758	0.024008638	0.652923812	0.105875569
Po Kin Road	17/18	LD	0.1249	50	27	Y	1300-1400	600	0.026451583	0.024093898	0.668737429	0.111441237
Po Kin Road	17/18	LD	0.1249	50	26	Y	1400-1500	700	0.027703862	0.025157709	0.703649616	0.117999686
Po Kin Road	17/18	LD	0.1249	50	26	Y	1500-1600	700	0.027729492	0.025182817	0.706388918	0.119446941
Po Kin Road	17/18	LD	0.1249	50	26	Y	1600-1700	700	0.027517406	0.024991097	0.699100743	0.118686317
Po Kin Road	17/18	LD	0.1249	50	25	Y	1700-1800	800	0.028206318	0.025622638	0.714860428	0.120418938
Po Kin Road	17/18	LD	0.1249	50	25	Y	1800-1900	800	0.028045922	0.025475358	0.710035278	0.1190692
Po Kin Road	17/18	LD	0.1249	50	26	Y	1900-2000	700	0.027707724	0.025161877	0.705596561	0.120151714
Po Kin Road	17/18	LD	0.1249	50	27	Y	2000-2100	600	0.026713991	0.024327448	0.675969174	0.111863874
Po Kin Road	17/18	LD	0.1249	50	28	Y	2100-2200	400	0.02647272	0.024093562	0.677083607	0.114760434
Po Kin Road	17/18	LD	0.1249	50	28	Y	2200-2300	400	0.02624642	0.023880186	0.671660338	0.113531394
Po Kin Road	17/18	LD	0.1249	50	29	Y	2300-0000	400	0.02615966	0.023777742	0.666141771	0.107812743
Po Kin Road	19/20	LD	0.2318	50	30	N	0000-0100	200	0.026593283	0.024440174	0.603093955	0.069016524
Po Kin Road	19/20	LD	0.2318	50	30	N	0100-0200	150	0.012457691	0.011434824	0.327748871	0.050048737
Po Kin Road	19/20	LD	0.2318	50	30	N	0200-0300	100	0.014082339	0.012933308	0.35771219	0.060395454
Po Kin Road	19/20	LD	0.2318	50	30	N	0300-0400	100	0.011355322	0.010417445	0.317565833	0.046082004
Po Kin Road	19/20	LD	0.2318	50	30	N	0400-0500	100	0.01066736	0.009788754	0.299832938	0.030548592
Po Kin Road	19/20	LD	0.2318	50	30	N	0500-0600	100	0.020396255	0.018739403	0.493879792	0.0433654
Po Kin Road	19/20	LD	0.2318	50	30	N	0600-0700	200	0.022309394	0.020500363	0.5262458	0.062212837
Po Kin Road	19/20	LD	0.2318	50	29	N	0700-0800	400	0.025569612	0.023505032	0.586822031	0.073450235
Po Kin Road	19/20	LD	0.2318	50	26	N	0800-0900	600	0.028267464	0.025944318	0.651196323	0.077930158
Po Kin Road	19/20	LD	0.2318	50	27	N	0900-1000	550	0.027673378	0.025480779	0.633367834	0.077327017
Po Kin Road	19/20	LD	0.2318	50	27	N	1000-1100	550	0.027583075	0.025397908	0.630927806	0.077050795
Po Kin Road	19/20	LD	0.2318	50	27	N	1100-1200	550	0.027319233	0.025155434	0.627520922	0.077323104
Po Kin Road	19/20	LD	0.2318	50	28	N	1200-1300	450	0.026692547	0.024555845	0.611484875	0.073916812
Po Kin Road	19/20	LD	0.2318	50	28	N	1300-1400	450	0.029495411	0.027135993	0.662340277	0.073266273
Po Kin Road	19/20	LD	0.2318	50	28	N	1400-1500	500	0.029681912	0.027307067	0.6671179	0.072950654
Po Kin Road	19/20	LD	0.2318	50	27	N	1500-1600	550	0.029612183	0.027265347	0.6681633	0.074711415
Po Kin Road	19/20	LD	0.2318	50	27	N	1600-1700	550	0.02969853	0.027344235	0.670866088	0.075136554
Po Kin Road	19/20	LD	0.2318	50	27	N	1700-1800	600	0.030030858	0.027650332	0.67921624	0.074608182
Po Kin Road	19/20	LD	0.2318	50	27	N	1800-1900	600	0.029871605	0.027503938	0.675641718	0.074143468
Po Kin Road	19/20	LD	0.2318	50	27	N	1900-2000	550	0.029377861	0.027050142	0.665677785	0.075340478
Po Kin Road	19/20	LD	0.2318	50	28	N	2000-2100	400	0.028836612	0.026530326	0.652269384	0.072239002
Po Kin Road	19/20	LD	0.2318	50	29	N	2100-2200	350	0.028360343	0.026074366	0.636513462	0.070649273
Po Kin Road	19/20	LD	0.2318	50	29	N	2200-2300	300	0.029041787	0.026702002	0.651130106	0.072828851
Po Kin Road	19/20	LD	0.2318	50	30	N	2300-0000	300	0.027571893	0.025340908	0.623535601	0.062318427
Po Kin Road	21	LD	0.184	50	29	N	0000-0100	100	0.086403925	0.079482362	1.776894783	0.12369904
Po Kin Road	21	LD	0.184	50	30	N	0100-0200	100	0.014620343	0.013429396	0.370080932	0.05802427
Po Kin Road	21	LD	0.184	50	30	N	0200-0300	50	0.016560938	0.01521197	0.419455767	0.068517531

Traffic Data and Composite Emission Factors

Base (2029 Traffic x 2029 Vehicle EFs)									Composite Emission Factor (g/mile-veh)			
Road Name	Road ID	Road Type	Road Length (km)	Speed Limit (km/hr)	Average Speed (km/hr)	Start Emission Estimated by Broad Brush Approach (Y/N)	Hour	Total Vehicle (Veh/hr)	RSP	FSP	Res NOx	NO2
Po Kin Road	21	LD	0.184	50	30	N	0300-0400	50	0.015051921	0.013824088	0.379979621	0.06624636
Po Kin Road	21	LD	0.184	50	30	N	0400-0500	50	0.015836573	0.014549677	0.391445666	0.066471524
Po Kin Road	21	LD	0.184	50	30	N	0500-0600	50	0.085816724	0.078939047	1.732374873	0.12575649
Po Kin Road	21	LD	0.184	50	30	N	0600-0700	100	0.085015995	0.078199248	1.726188426	0.121387378
Po Kin Road	21	LD	0.184	50	26	N	0700-0800	250	0.093071083	0.085591013	1.956594134	0.144563058
Po Kin Road	21	LD	0.184	50	24	N	0800-0900	350	0.097027865	0.08924791	2.085095199	0.154760458
Po Kin Road	21	LD	0.184	50	23	N	0900-1000	400	0.099530427	0.09156411	2.163006085	0.160991966
Po Kin Road	21	LD	0.184	50	23	N	1000-1100	400	0.099330868	0.091380612	2.158161397	0.160738591
Po Kin Road	21	LD	0.184	50	24	N	1100-1200	350	0.097169423	0.089378556	2.088390476	0.152380817
Po Kin Road	21	LD	0.184	50	25	N	1200-1300	300	0.094879986	0.087252436	2.019142914	0.151285546
Po Kin Road	21	LD	0.184	50	26	N	1300-1400	300	0.051793566	0.047595737	1.116609216	0.085209454
Po Kin Road	21	LD	0.184	50	26	N	1400-1500	350	0.051944877	0.047735187	1.116949963	0.08688314
Po Kin Road	21	LD	0.184	50	25	N	1500-1600	350	0.053012419	0.048718174	1.149102499	0.088371348
Po Kin Road	21	LD	0.184	50	25	N	1600-1700	350	0.053098068	0.048796919	1.147618507	0.089069514
Po Kin Road	21	LD	0.184	50	24	N	1700-1800	400	0.054826455	0.050408838	1.199076799	0.093796157
Po Kin Road	21	LD	0.184	50	22	N	1800-1900	500	0.057061545	0.052491008	1.271388197	0.099469046
Po Kin Road	21	LD	0.184	50	25	N	1900-2000	350	0.052288633	0.048052727	1.134602423	0.086980457
Po Kin Road	21	LD	0.184	50	27	N	2000-2100	300	0.050960055	0.046902673	1.086275947	0.083952395
Po Kin Road	21	LD	0.184	50	28	N	2100-2200	200	0.048831553	0.044928861	1.039262792	0.079041321
Po Kin Road	21	LD	0.184	50	28	N	2200-2300	200	0.049703318	0.045732632	1.052885647	0.079824154
Po Kin Road	21	LD	0.184	50	29	N	2300-0000	200	0.048195218	0.044326661	1.012179367	0.0747904
Po Kin Road	22	LD	0.18362	50	29	N	0000-0100	150	0.045225254	0.041590712	0.955385006	0.079117282
Po Kin Road	22	LD	0.18362	50	30	N	0100-0200	100	0.010629717	0.009752625	0.293024527	0.038637131
Po Kin Road	22	LD	0.18362	50	30	N	0200-0300	100	0.011891539	0.010912785	0.300550061	0.045993201
Po Kin Road	22	LD	0.18362	50	30	N	0300-0400	50	0.011983288	0.011001604	0.308725223	0.043893924
Po Kin Road	22	LD	0.18362	50	30	N	0400-0500	50	0.009448346	0.008667283	0.257481715	0.024143475
Po Kin Road	22	LD	0.18362	50	30	N	0500-0600	50	0.042732412	0.039292552	0.898569594	0.05748543
Po Kin Road	22	LD	0.18362	50	30	N	0600-0700	100	0.04384904	0.040315725	0.913353994	0.07006255
Po Kin Road	22	LD	0.18362	50	27	N	0700-0800	300	0.047502411	0.043722127	1.018681986	0.08299931
Po Kin Road	22	LD	0.18362	50	22	N	0800-0900	450	0.053869411	0.049554373	1.202275756	0.09863885
Po Kin Road	22	LD	0.18362	50	24	N	0900-1000	450	0.051115276	0.046993698	1.120862696	0.091691103
Po Kin Road	22	LD	0.18362	50	24	N	1000-1100	450	0.051039894	0.046924432	1.118970204	0.091599564
Po Kin Road	22	LD	0.18362	50	24	N	1100-1200	400	0.051212159	0.047082614	1.123651207	0.091131808
Po Kin Road	22	LD	0.18362	50	25	N	1200-1300	350	0.049557785	0.045539897	1.079184034	0.087813871
Po Kin Road	22	LD	0.18362	50	25	N	1300-1400	350	0.062207567	0.057180717	1.343264687	0.107262037
Po Kin Road	22	LD	0.18362	50	24	N	1400-1500	350	0.063523672	0.058412541	1.384494632	0.113184536
Po Kin Road	22	LD	0.18362	50	24	N	1500-1600	400	0.062675966	0.05763188	1.368428132	0.110206284
Po Kin Road	22	LD	0.18362	50	24	N	1600-1700	400	0.063208418	0.058121909	1.381731259	0.111557328
Po Kin Road	22	LD	0.18362	50	23	N	1700-1800	450	0.064730584	0.059533433	1.42431772	0.112625579
Po Kin Road	22	LD	0.18362	50	24	N	1800-1900	400	0.063186579	0.058101985	1.378713353	0.109928978
Po Kin Road	22	LD	0.18362	50	24	N	1900-2000	400	0.062660613	0.057618539	1.371200919	0.109935093
Po Kin Road	22	LD	0.18362	50	26	N	2000-2100	300	0.059918146	0.055075212	1.284941223	0.101126993
Po Kin Road	22	LD	0.18362	50	27	N	2100-2200	250	0.058630172	0.05395741	1.250322657	0.098665903
Po Kin Road	22	LD	0.18362	50	27	N	2200-2300	250	0.057971999	0.053353278	1.238376126	0.098677909
Po Kin Road	22	LD	0.18362	50	28	N	2300-0000	200	0.057078266	0.052518624	1.204535838	0.091243464
Pak Wo Road	23	DD	0.07982	50	40	N	0000-0100	200	0.044383648	0.040823779	0.868722765	0.078413741
Pak Wo Road	23	DD	0.07982	50	40	N	0100-0200	150	0.022791498	0.02095654	0.497134553	0.060484764
Pak Wo Road	23	DD	0.07982	50	40	N	0200-0300	100	0.022955699	0.021107625	0.49930382	0.057835382
Pak Wo Road	23	DD	0.07982	50	40	N	0300-0400	100	0.024725591	0.022736426	0.531437527	0.060368457
Pak Wo Road	23	DD	0.07982	50	40	N	0400-0500	100	0.026776909	0.024624733	0.562983905	0.054945483
Pak Wo Road	23	DD	0.07982	50	40	N	0500-0600	100	0.044283611	0.040731885	0.871094487	0.069979105
Pak Wo Road	23	DD	0.07982	50	40	N	0600-0700	150	0.044468895	0.040903135	0.868472254	0.075346879
Pak Wo Road	23	DD	0.07982	50	38	N	0700-0800	400	0.044914329	0.041313373	0.892199199	0.079253513
Pak Wo Road	23	DD	0.07982	50	35	N	0800-0900	700	0.047312992	0.043557571	0.957533206	0.085786339
Pak Wo Road	23	DD	0.07982	50	36	N	0900-1000	650	0.046645693	0.042916344	0.939054831	0.084500087
Pak Wo Road	23	DD	0.07982	50	36	N	1000-1100	650	0.046495091	0.042777329	0.936107639	0.084217905
Pak Wo Road	23	DD	0.07982	50	36	N	1100-1200	650	0.046757414	0.043019053	0.938871607	0.084295266
Pak Wo Road	23	DD	0.07982	50	37	N	1200-1300	550	0.045951181	0.042270096	0.918608872	0.08105799
Pak Wo Road	23	DD	0.07982	50	37	N	1300-1400	500	0.045426535	0.041786005	0.90604696	0.076321803
Pak Wo Road	23	DD	0.07982	50	37	N	1400-1500	550	0.045258455	0.041631782	0.902341317	0.076806168
Pak Wo Road	23	DD	0.07982	50	37	N	1500-1600	600	0.045558758	0.041907221	0.907140751	0.076185798
Pak Wo Road	23	DD	0.07982	50	37	N	1600-1700	600	0.045404326	0.041765583	0.904964001	0.07567974
Pak Wo Road	23	DD	0.07982	50	36	N	1700-1800	650	0.046095281	0.042409707	0.923892445	0.077589194
Pak Wo Road	23	DD	0.07982	50	36	N	1800-1900	650	0.046095281	0.042409707	0.923892445	0.077589194
Pak Wo Road	23	DD	0.07982	50	37	N	1900-2000	600	0.045508965	0.041862079	0.907046315	0.076335209
Pak Wo Road	23	DD	0.07982	50	38	N	2000-2100	500	0.044392805	0.040833113	0.880753577	0.073742234
Pak Wo Road	23	DD	0.07982	50	39	N	2100-2200	400	0.04434858	0.04079613	0.873800084	0.073436427
Pak Wo Road	23	DD	0.07982	50	39	N	2200-2300	350	0.044058753	0.040530073	0.867612462	0.07182322
Pak Wo Road	23	DD	0.07982	50	39	N	2300-0000	300	0.04373571	0.040233182	0.86195639	0.071835612
Pak Wo Road	24	DD	0.06463	50	40	N	0000-0100	150	0.057732786	0.053104377	1.101011213	0.081880993
Pak Wo Road	24	DD	0.06463	50	40	N	0100-0200	100	0.023387003	0.021505567	0.503703751	0.059592174
Pak Wo Road	24	DD	0.06463	50	40	N	0200-0300	100	0.025115165	0.023093636	0.536279448	0.05142493
Pak Wo Road	24	DD	0.06463	50	40	N	0300-0400	50	0.027221877	0.025030771	0.579964801	0.053293443
Pak Wo Road	24	DD	0.06463	50	40	N	0400-0500	50	0.031710257	0.02916046	0.647136261	0.060646487
Pak Wo Road	24	DD	0.06463	50	40	N	0500-0600	50	0.05864192	0.053945903	1.114277357	0.078129563
Pak Wo Road	24	DD	0.06463	50	40	N	0600-0700	100	0.056031999	0.051539982	1.066537552	0.07504289
Pak Wo Road	24	DD	0.06463	50	39	N	0700-0800	300	0.058074434	0.053426133	1.116276822	0.082999776
Pak Wo Road	24	DD	0.06463	50	37	N	0800-0900	500	0.059795482	0.055000136	1.162958806	0.087062276
Pak Wo Road	24	DD	0.06463	50	37	N	0900-1000	500	0.059465084	0.054696678	1.159122742	0.087408172
Pak Wo Road	24	DD	0.06463	50	37	N	1000-1100	500	0.059916279	0.055111712	1.166761751	0.087673762
Pak Wo Road	24	DD	0.06463	50	38	N	1100-1200	450	0.058745353	0.054040613	1.13505835	0.085886151
Pak Wo Road	24	DD	0.06463	50	38	N	1200-1300	400	0.058799797	0.054089939	1.137061935	0.08626932
Pak Wo Road	24	DD	0.06463	50	39	N	1300-1400	400	0.045600778	0.041949965	0.893815238	0.067623943
Pak Wo Road	24	DD	0.06463	50	38	N	1400-1500	400	0.046297737	0.042588102	0.912274108	0.069653358
Pak Wo Road	24	DD	0.06463	50	38	N	1500-1600	450	0.046528292	0.042799973	0.914541303	0.069489414
Pak Wo Road	24	DD	0.06463	50	38	N	1600-1700	450	0.04653415	0.042805541	0.916288262	0.070040598
Pak Wo Road	24	DD	0.06463	50	38	N	1700-1800	500	0.046427917	0.042707596	0.913864124	0.070010037
Pak Wo Road	24	DD	0.06463	50	37	N	1800-1900	550	0.046928986	0.043167434	0.929168953	0.070292654
Pak Wo Road	24	DD	0.06463	50	38	N	1900-2000	450	0.046511973	0.042785521	0.917064127	0.07044324

Traffic Data and Composite Emission Factors

Base (2029 Traffic x 2029 Vehicle EFs)									Composite Emission Factor (g/mile-veh)			
Road Name	Road ID	Road Type	Road Length (km)	Speed Limit (km/hr)	Average Speed (km/hr)	Start Emission Estimated by Broad Brush Approach (Y/N)	Hour	Total Vehicle (Veh/hr)	RSP	FSP	Res NOx	NO2
Pak Wo Road	24	DD	0.06463	50	39	N	2000-2100	350	0.045579583	0.041930605	0.893244033	0.067242367
Pak Wo Road	24	DD	0.06463	50	39	N	2100-2200	300	0.045547718	0.041901025	0.893633849	0.070278701
Pak Wo Road	24	DD	0.06463	50	39	N	2200-2300	300	0.046017083	0.042332378	0.903438713	0.071196365
Pak Wo Road	24	DD	0.06463	50	40	N	2300-0000	250	0.044679719	0.041095951	0.869540859	0.063294099
Pak Wo Road	25/26	DD	0.11311	50	39	N	0000-0100	250	0.079620592	0.07324748	1.491165477	0.105117654
Pak Wo Road	25/26	DD	0.11311	50	40	N	0100-0200	200	0.028297997	0.026022964	0.591140569	0.062724158
Pak Wo Road	25/26	DD	0.11311	50	40	N	0200-0300	100	0.031288914	0.028776326	0.640963799	0.065599517
Pak Wo Road	25/26	DD	0.11311	50	40	N	0300-0400	100	0.034135619	0.031394616	0.699953982	0.066801311
Pak Wo Road	25/26	DD	0.11311	50	40	N	0400-0500	100	0.039858357	0.036663986	0.782135841	0.073044254
Pak Wo Road	25/26	DD	0.11311	50	40	N	0500-0600	100	0.077254764	0.071070047	1.432804475	0.100956129
Pak Wo Road	25/26	DD	0.11311	50	40	N	0600-0700	200	0.077520161	0.071312785	1.440962216	0.100468047
Pak Wo Road	25/26	DD	0.11311	50	37	N	0700-0800	500	0.079968802	0.073553587	1.521520609	0.11032968
Pak Wo Road	25/26	DD	0.11311	50	33	N	0800-0900	800	0.085176511	0.078316698	1.670379562	0.120475275
Pak Wo Road	25/26	DD	0.11311	50	33	N	0900-1000	800	0.084839683	0.078006811	1.664719427	0.119564507
Pak Wo Road	25/26	DD	0.11311	50	33	N	1000-1100	800	0.085420157	0.078540992	1.67437117	0.120464782
Pak Wo Road	25/26	DD	0.11311	50	34	N	1100-1200	750	0.084321469	0.077604754	1.641345638	0.11801971
Pak Wo Road	25/26	DD	0.11311	50	35	N	1200-1300	650	0.083104249	0.076479722	1.603760435	0.116094757
Pak Wo Road	25/26	DD	0.11311	50	36	N	1300-1400	650	0.064276903	0.059132432	1.250266309	0.094220004
Pak Wo Road	25/26	DD	0.11311	50	35	N	1400-1500	700	0.06532514	0.060126178	1.279877994	0.096720126
Pak Wo Road	25/26	DD	0.11311	50	34	N	1500-1600	750	0.066133131	0.060871957	1.304959379	0.100216353
Pak Wo Road	25/26	DD	0.11311	50	34	N	1600-1700	750	0.066020928	0.060769183	1.303861818	0.099610603
Pak Wo Road	25/26	DD	0.11311	50	34	N	1700-1800	850	0.06644121	0.061155315	1.310927352	0.100520093
Pak Wo Road	25/26	DD	0.11311	50	33	N	1800-1900	900	0.06719671	0.061772699	1.33517268	0.101726974
Pak Wo Road	25/26	DD	0.11311	50	34	N	1900-2000	750	0.066034306	0.060780714	1.304841301	0.100159878
Pak Wo Road	25/26	DD	0.11311	50	36	N	2000-2100	600	0.064108258	0.05897804	1.248908824	0.094314623
Pak Wo Road	25/26	DD	0.11311	50	37	N	2100-2200	450	0.063208357	0.058139642	1.218901775	0.09154525
Pak Wo Road	25/26	DD	0.11311	50	37	N	2200-2300	450	0.062854858	0.057814008	1.213008967	0.091887296
Pak Wo Road	25/26	DD	0.11311	50	38	N	2300-0000	400	0.062941412	0.057900962	1.20246961	0.091025832
Ching Hiu Road	27/28	LD	0.08318	50	30	Y	0000-0100	300	0.043819238	0.040051249	1.036780528	0.140851502
Ching Hiu Road	27/28	LD	0.08318	50	30	Y	0100-0200	200	0.026807334	0.024374962	0.704344384	0.122287844
Ching Hiu Road	27/28	LD	0.08318	50	30	Y	0200-0300	200	0.025628392	0.023275099	0.663782001	0.10868648
Ching Hiu Road	27/28	LD	0.08318	50	30	Y	0300-0400	100	0.025611243	0.023269393	0.657588014	0.109134476
Ching Hiu Road	27/28	LD	0.08318	50	30	Y	0400-0500	100	0.025992781	0.023623259	0.681827224	0.117184395
Ching Hiu Road	27/28	LD	0.08318	50	30	Y	0500-0600	100	0.041576453	0.037973229	0.979819378	0.129486473
Ching Hiu Road	27/28	LD	0.08318	50	30	Y	0600-0700	200	0.042788507	0.039093821	0.988068642	0.116893522
Ching Hiu Road	27/28	LD	0.08318	50	29	Y	0700-0800	550	0.043885145	0.040118895	1.042039361	0.139887752
Ching Hiu Road	27/28	LD	0.08318	50	27	Y	0800-0900	950	0.045809288	0.041922452	1.085409059	0.141823839
Ching Hiu Road	27/28	LD	0.08318	50	28	Y	0900-1000	850	0.044658734	0.040844675	1.061864931	0.142062679
Ching Hiu Road	27/28	LD	0.08318	50	28	Y	1000-1100	850	0.044552949	0.040743819	1.059167731	0.141445323
Ching Hiu Road	27/28	LD	0.08318	50	28	Y	1100-1200	800	0.044733213	0.040915544	1.063293747	0.140795606
Ching Hiu Road	27/28	LD	0.08318	50	28	Y	1200-1300	700	0.045199435	0.041342262	1.071665913	0.141341962
Ching Hiu Road	27/28	LD	0.08318	50	29	Y	1300-1400	700	0.060956917	0.055830567	1.368635254	0.150740577
Ching Hiu Road	27/28	LD	0.08318	50	28	Y	1400-1500	750	0.06044683	0.055380304	1.3682075	0.153929351
Ching Hiu Road	27/28	LD	0.08318	50	28	Y	1500-1600	800	0.062030608	0.056838942	1.397607371	0.15514777
Ching Hiu Road	27/28	LD	0.08318	50	28	Y	1600-1700	800	0.062122279	0.056924612	1.405579852	0.1570255
Ching Hiu Road	27/28	LD	0.08318	50	28	Y	1700-1800	900	0.061839407	0.056662606	1.395793247	0.153550886
Ching Hiu Road	27/28	LD	0.08318	50	27	Y	1800-1900	900	0.060641871	0.055572969	1.38167498	0.15561815
Ching Hiu Road	27/28	LD	0.08318	50	28	Y	1900-2000	800	0.061648549	0.056487169	1.391622336	0.153656381
Ching Hiu Road	27/28	LD	0.08318	50	29	Y	2000-2100	600	0.060504258	0.055418153	1.361030836	0.151933736
Ching Hiu Road	27/28	LD	0.08318	50	29	Y	2100-2200	500	0.060823948	0.055704978	1.370392223	0.155342186
Ching Hiu Road	27/28	LD	0.08318	50	29	Y	2200-2300	500	0.060487724	0.055406874	1.362854947	0.154331323
Ching Hiu Road	27/28	LD	0.08318	50	30	Y	2300-0000	400	0.060556799	0.055452424	1.345160058	0.146197617
Ching Hiu Road	29/30	LD	0.28297	50	30	Y	0000-0100	300	0.035804588	0.032675904	0.8754992	0.124302257
Ching Hiu Road	29/30	LD	0.28297	50	30	Y	0100-0200	200	0.026803324	0.024379198	0.707835915	0.121105282
Ching Hiu Road	29/30	LD	0.28297	50	30	Y	0200-0300	200	0.025358505	0.023027576	0.651326031	0.10652671
Ching Hiu Road	29/30	LD	0.28297	50	30	Y	0300-0400	100	0.02523859	0.022946681	0.652375938	0.105133891
Ching Hiu Road	29/30	LD	0.28297	50	30	Y	0400-0500	100	0.025502498	0.023194814	0.674309509	0.113502959
Ching Hiu Road	29/30	LD	0.28297	50	30	Y	0500-0600	100	0.031785063	0.028981033	0.787327744	0.118667541
Ching Hiu Road	29/30	LD	0.28297	50	30	Y	0600-0700	200	0.034649549	0.031605196	0.833962591	0.11473556
Ching Hiu Road	29/30	LD	0.28297	50	29	Y	0700-0800	600	0.035497672	0.032389622	0.875306647	0.12988979
Ching Hiu Road	29/30	LD	0.28297	50	27	Y	0800-0900	1000	0.036320722	0.03318737	0.895530077	0.132199833
Ching Hiu Road	29/30	LD	0.28297	50	28	Y	0900-1000	900	0.036141641	0.032999103	0.889405331	0.131760989
Ching Hiu Road	29/30	LD	0.28297	50	28	Y	1000-1100	900	0.036538661	0.033362453	0.899617351	0.132615297
Ching Hiu Road	29/30	LD	0.28297	50	28	Y	1100-1200	850	0.036049077	0.03291482	0.889456306	0.131754805
Ching Hiu Road	29/30	LD	0.28297	50	28	Y	1200-1300	750	0.035997802	0.032867916	0.887910656	0.131807848
Ching Hiu Road	29/30	LD	0.28297	50	29	Y	1300-1400	700	0.037512869	0.034247112	0.918200813	0.132673534
Ching Hiu Road	29/30	LD	0.28297	50	28	Y	1400-1500	800	0.038925162	0.035564471	0.953753588	0.138118225
Ching Hiu Road	29/30	LD	0.28297	50	28	Y	1500-1600	850	0.038683222	0.035339078	0.945511606	0.136484707
Ching Hiu Road	29/30	LD	0.28297	50	28	Y	1600-1700	850	0.038701084	0.035356418	0.945465129	0.136362526
Ching Hiu Road	29/30	LD	0.28297	50	28	Y	1700-1800	900	0.038630032	0.03529639	0.943361716	0.135651982
Ching Hiu Road	29/30	LD	0.28297	50	27	Y	1800-1900	950	0.039228019	0.035866518	0.959952086	0.138200625
Ching Hiu Road	29/30	LD	0.28297	50	28	Y	1900-2000	850	0.038443567	0.035122647	0.941480953	0.136708196
Ching Hiu Road	29/30	LD	0.28297	50	29	Y	2000-2100	650	0.037397523	0.034142732	0.912687199	0.130748517
Ching Hiu Road	29/30	LD	0.28297	50	29	Y	2100-2200	500	0.037973405	0.034672996	0.930455461	0.135412869
Ching Hiu Road	29/30	LD	0.28297	50	30	Y	2200-2300	500	0.037664653	0.034380265	0.917997923	0.132008493
Ching Hiu Road	29/30	LD	0.28297	50	30	Y	2300-0000	400	0.037320179	0.034071925	0.906388162	0.127891922
Ching Hiu Road	31/32	LD	0.1094	50	30	Y	0000-0100	200	0.040510305	0.037031955	1.00935099	0.144317647
Ching Hiu Road	31/32	LD	0.1094	50	30	Y	0100-0200	100	0.02897667	0.026384348	0.807331269	0.144780748
Ching Hiu Road	31/32	LD	0.1094	50	30	Y	0200-0300	100	0.029542515	0.026922447	0.845561252	0.158491021
Ching Hiu Road	31/32	LD	0.1094	50	30	Y	0300-0400	100	0.028088897	0.025600888	0.784202409	0.146759529
Ching Hiu Road	31/32	LD	0.1094	50	30	Y	0400-0500	100	0.030370035	0.027646048	0.849659948	0.159609976
Ching Hiu Road	31/32	LD	0.1094	50	30	Y	0500-0600	100	0.037514121	0.034226213	0.956726854	0.152643433
Ching Hiu Road	31/32	LD	0.1094	50	30	Y	0600-0700	100	0.040372776	0.036898744	1.015588638	0.149490809
Ching Hiu Road	31/32	LD	0.1094	50	30	Y	0700-0800	400	0.04107693	0.037543749	1.05802118	0.168909965
Ching Hiu Road	31/32	LD	0.1094	50	30	Y	0800-0900	550	0.041553955	0.037983765	1.058892657	0.163613539
Ching Hiu Road	31/32	LD	0.1094	50	29	Y	0900-1000	550	0.041827842	0.038236236	1.067875537	0.16559046
Ching Hiu Road	31/32	LD	0.1094	50	29	Y	1000-1100	550	0.041671998	0.038094245	1.066565846	0.164997806
Ching Hiu Road	31/32	LD	0.1094	50	29	Y	1100-1200	550	0.042295392	0.038665881	1.080401634	0.166275255
Ching Hiu Road	31/32	LD	0.1094	50	30	Y	1200-1300	450	0.042478892	0.038835734	1.078679811	0.166672017

Traffic Data and Composite Emission Factors

Base (2029 Traffic x 2029 Vehicle EFs)									Composite Emission Factor (g/mile-veh)			
Road Name	Road ID	Road Type	Road Length (km)	Speed Limit (km/hr)	Average Speed (km/hr)	Start Emission Estimated by Broad Brush Approach (Y/N)	Hour	Total Vehicle (Veh/hr)	RSP	FSP	Res NOx	NO2
Ching Hiu Road	31/32	LD	0.1094	50	30	Y	1300-1400	450	0.036174455	0.03299169	0.806285224	0.096683433
Ching Hiu Road	31/32	LD	0.1094	50	30	Y	1400-1500	500	0.037352603	0.034076924	0.839819127	0.103658224
Ching Hiu Road	31/32	LD	0.1094	50	30	Y	1500-1600	500	0.03736209	0.034088251	0.843307262	0.105289191
Ching Hiu Road	31/32	LD	0.1094	50	29	Y	1600-1700	500	0.037334776	0.034066148	0.846595478	0.104719053
Ching Hiu Road	31/32	LD	0.1094	50	29	Y	1700-1800	550	0.037077452	0.033838246	0.833424387	0.100462965
Ching Hiu Road	31/32	LD	0.1094	50	29	Y	1800-1900	650	0.037704289	0.034409467	0.849639246	0.10267523
Ching Hiu Road	31/32	LD	0.1094	50	29	Y	1900-2000	500	0.037702959	0.034407013	0.852473364	0.106143101
Ching Hiu Road	31/32	LD	0.1094	50	30	Y	2000-2100	400	0.037576153	0.034290639	0.84412331	0.10365547
Ching Hiu Road	31/32	LD	0.1094	50	30	Y	2100-2200	300	0.036515385	0.033307774	0.810422488	0.094408847
Ching Hiu Road	31/32	LD	0.1094	50	30	Y	2200-2300	300	0.036738257	0.033520788	0.819824227	0.095876561
Ching Hiu Road	31/32	LD	0.1094	50	30	Y	2300-0000	250	0.036515623	0.033302909	0.805596583	0.091031487
Ching Shing Road	33/34	LD	0.19971	50	29	Y	0000-0100	350	0.035458729	0.032358706	0.912603199	0.148737248
Ching Shing Road	33/34	LD	0.19971	50	30	Y	0100-0200	300	0.028141472	0.025631635	0.772158927	0.138477286
Ching Shing Road	33/34	LD	0.19971	50	30	Y	0200-0300	200	0.027306697	0.024850977	0.737678201	0.129286471
Ching Shing Road	33/34	LD	0.19971	50	30	Y	0300-0400	200	0.026715376	0.024305257	0.725813785	0.126113945
Ching Shing Road	33/34	LD	0.19971	50	30	Y	0400-0500	150	0.026440889	0.024062538	0.718730479	0.124471744
Ching Shing Road	33/34	LD	0.19971	50	30	Y	0500-0600	150	0.033262717	0.030336745	0.845230046	0.13136822
Ching Shing Road	33/34	LD	0.19971	50	30	Y	0600-0700	250	0.03467951	0.031635289	0.877401024	0.134147363
Ching Shing Road	33/34	LD	0.19971	50	27	Y	0700-0800	750	0.036435401	0.033294285	0.9320666	0.146706703
Ching Shing Road	33/34	LD	0.19971	50	22	Y	0800-0900	1150	0.040368898	0.036889383	1.044952126	0.167516546
Ching Shing Road	33/34	LD	0.19971	50	23	Y	0900-1000	1100	0.039652966	0.036205899	1.022142863	0.163969537
Ching Shing Road	33/34	LD	0.19971	50	23	Y	1000-1100	1100	0.039802129	0.036340941	1.025631016	0.164710689
Ching Shing Road	33/34	LD	0.19971	50	23	Y	1100-1200	1100	0.03957036	0.036126295	1.023139865	0.164134579
Ching Shing Road	33/34	LD	0.19971	50	25	Y	1200-1300	900	0.037976248	0.03463852	0.977503991	0.156793833
Ching Shing Road	33/34	LD	0.19971	50	26	Y	1300-1400	850	0.033857423	0.030823035	0.815262933	0.116303106
Ching Shing Road	33/34	LD	0.19971	50	25	Y	1400-1500	950	0.03475569	0.031651188	0.837104858	0.121043995
Ching Shing Road	33/34	LD	0.19971	50	24	Y	1500-1600	1000	0.03547138	0.032326717	0.856899653	0.124142335
Ching Shing Road	33/34	LD	0.19971	50	24	Y	1600-1700	1050	0.03562064	0.032468256	0.86199498	0.12521583
Ching Shing Road	33/34	LD	0.19971	50	23	Y	1700-1800	1100	0.03622062	0.033025426	0.87741737	0.127977768
Ching Shing Road	33/34	LD	0.19971	50	23	Y	1800-1900	1200	0.036091805	0.032906083	0.872902181	0.12589509
Ching Shing Road	33/34	LD	0.19971	50	24	Y	1900-2000	1000	0.035382391	0.03224975	0.855427773	0.123960006
Ching Shing Road	33/34	LD	0.19971	50	26	Y	2000-2100	800	0.033737681	0.030715043	0.812514244	0.115380608
Ching Shing Road	33/34	LD	0.19971	50	27	Y	2100-2200	650	0.033021746	0.030144155	0.799193074	0.116087601
Ching Shing Road	33/34	LD	0.19971	50	27	Y	2200-2300	650	0.033325551	0.030418354	0.808380658	0.117835296
Ching Shing Road	33/34	LD	0.19971	50	28	Y	2300-0000	550	0.032496749	0.029630477	0.77761258	0.109881095
Ping Kong Road	35a/36a	LD	0.08788	50	30	Y	0000-0100	100	0.018067627	0.016240144	0.29561158	0.012922526
Ping Kong Road	35a/36a	LD	0.08788	50	30	Y	0100-0200	100	0.016904906	0.01523352	0.300988453	0.012649633
Ping Kong Road	35a/36a	LD	0.08788	50	30	Y	0200-0300	100	0.017477532	0.015726202	0.301385849	0.0128792
Ping Kong Road	35a/36a	LD	0.08788	50	30	Y	0300-0400	100	0.016727444	0.015093585	0.288038793	0.012178213
Ping Kong Road	35a/36a	LD	0.08788	50	30	Y	0400-0500	100	0.018001467	0.016186203	0.292552917	0.012802027
Ping Kong Road	35a/36a	LD	0.08788	50	30	Y	0500-0600	100	0.0195522	0.017636066	0.347505305	0.025282591
Ping Kong Road	35a/36a	LD	0.08788	50	30	Y	0600-0700	100	0.017920015	0.01616289	0.338696591	0.019783156
Ping Kong Road	35a/36a	LD	0.08788	50	30	Y	0700-0800	150	0.018370954	0.016568656	0.329861824	0.020203839
Ping Kong Road	35a/36a	LD	0.08788	50	30	Y	0800-0900	300	0.019988166	0.018057162	0.389625801	0.040596761
Ping Kong Road	35a/36a	LD	0.08788	50	30	Y	0900-1000	250	0.020597958	0.018637698	0.416516708	0.050475941
Ping Kong Road	35a/36a	LD	0.08788	50	30	Y	1000-1100	250	0.020597958	0.018637698	0.416516708	0.050475941
Ping Kong Road	35a/36a	LD	0.08788	50	30	Y	1100-1200	200	0.020835788	0.018849811	0.421621311	0.052312704
Ping Kong Road	35a/36a	LD	0.08788	50	30	Y	1200-1300	200	0.021209915	0.019197392	0.439850633	0.057720596
Ping Kong Road	35a/36a	LD	0.08788	50	30	Y	1300-1400	150	0.02132347	0.019293789	0.434808819	0.04463881
Ping Kong Road	35a/36a	LD	0.08788	50	30	Y	1400-1500	200	0.02117129	0.019163198	0.424860572	0.043623507
Ping Kong Road	35a/36a	LD	0.08788	50	30	Y	1500-1600	200	0.022039794	0.019946377	0.450568762	0.049273577
Ping Kong Road	35a/36a	LD	0.08788	50	30	Y	1600-1700	200	0.021852893	0.01978528	0.448240939	0.048890268
Ping Kong Road	35a/36a	LD	0.08788	50	30	Y	1700-1800	250	0.021721679	0.019654779	0.443605085	0.047229081
Ping Kong Road	35a/36a	LD	0.08788	50	30	Y	1800-1900	150	0.02164324	0.019590906	0.439382713	0.046940091
Ping Kong Road	35a/36a	LD	0.08788	50	30	Y	1900-2000	200	0.021901359	0.019822352	0.451090803	0.04894515
Ping Kong Road	35a/36a	LD	0.08788	50	30	Y	2000-2100	150	0.021530513	0.019474342	0.435148914	0.045111494
Ping Kong Road	35a/36a	LD	0.08788	50	30	Y	2100-2200	100	0.022123071	0.020026595	0.461317959	0.051154113
Ping Kong Road	35a/36a	LD	0.08788	50	30	Y	2200-2300	100	0.022257902	0.020144143	0.46720148	0.051888052
Ping Kong Road	35a/36a	LD	0.08788	50	30	Y	2300-0000	100	0.021428819	0.01935978	0.432577693	0.045367822
Ping Kong Road	35b/36b	LD	0.13047	50	30	Y	0000-0100	100	0.016000613	0.014469442	0.286197813	0.011845484
Ping Kong Road	35b/36b	LD	0.13047	50	30	Y	0100-0200	100	0.017347206	0.015652695	0.262332406	0.011611404
Ping Kong Road	35b/36b	LD	0.13047	50	30	Y	0200-0300	100	0.016782312	0.015141943	0.286873433	0.012162807
Ping Kong Road	35b/36b	LD	0.13047	50	30	Y	0300-0400	100	0.018001467	0.016186203	0.292552917	0.012802027
Ping Kong Road	35b/36b	LD	0.13047	50	30	Y	0400-0500	100	0.018543458	0.016628174	0.317582967	0.013788169
Ping Kong Road	35b/36b	LD	0.13047	50	30	Y	0500-0600	100	0.019813769	0.017827136	0.361565042	0.024595231
Ping Kong Road	35b/36b	LD	0.13047	50	30	Y	0600-0700	100	0.01908529	0.017243962	0.32693239	0.02383333
Ping Kong Road	35b/36b	LD	0.13047	50	30	Y	0700-0800	100	0.018730828	0.016910201	0.348559343	0.023951285
Ping Kong Road	35b/36b	LD	0.13047	50	30	Y	0800-0900	250	0.020774478	0.018801052	0.416207124	0.046266149
Ping Kong Road	35b/36b	LD	0.13047	50	30	Y	0900-1000	150	0.021911942	0.019856383	0.45476047	0.059914941
Ping Kong Road	35b/36b	LD	0.13047	50	30	Y	1000-1100	150	0.021712696	0.019677775	0.455561545	0.05943185
Ping Kong Road	35b/36b	LD	0.13047	50	30	Y	1100-1200	150	0.021990201	0.019925243	0.45813858	0.060508066
Ping Kong Road	35b/36b	LD	0.13047	50	30	Y	1200-1300	100	0.022288022	0.020205523	0.480691277	0.063900515
Ping Kong Road	35b/36b	LD	0.13047	50	30	Y	1300-1400	100	0.0222717	0.020152453	0.4573741	0.052493232
Ping Kong Road	35b/36b	LD	0.13047	50	30	Y	1400-1500	100	0.022224271	0.020115607	0.453955672	0.051868092
Ping Kong Road	35b/36b	LD	0.13047	50	30	Y	1500-1600	150	0.022059812	0.019974009	0.447011529	0.051165805
Ping Kong Road	35b/36b	LD	0.13047	50	30	Y	1600-1700	150	0.02224978	0.020127606	0.455489038	0.051192982
Ping Kong Road	35b/36b	LD	0.13047	50	30	Y	1700-1800	150	0.022223378	0.020108017	0.455834056	0.05229513
Ping Kong Road	35b/36b	LD	0.13047	50	30	Y	1800-1900	100	0.022262436	0.020155321	0.455574883	0.05276232
Ping Kong Road	35b/36b	LD	0.13047	50	30	Y	1900-2000	150	0.022000018	0.019921656	0.444518419	0.050832279
Ping Kong Road	35b/36b	LD	0.13047	50	30	Y	2000-2100	100	0.022131427	0.020047708	0.447427984	0.05118329
Ping Kong Road	35b/36b	LD	0.13047	50	30	Y	2100-2200	100	0.022481221	0.020320077	0.466922182	0.052459671
Ping Kong Road	35b/36b	LD	0.13047	50	30	Y	2200-2300	100	0.022481221	0.020320077	0.466922182	0.052459671
Ping Kong Road	35b/36b	LD	0.13047	50	30	Y	2300-0000	100	0.019059668	0.017164979	0.346728476	0.030153674
Ping Kong Road	35d/36d	LD	0.05136	50	30	Y	0000-0100	100	0.017189197	0.015489607	0.289626795	0.012402906
Ping Kong Road	35d/36d	LD	0.05136	50	30	Y	0100-0200	100	0.018012175	0.016195009	0.293020973	0.012820531
Ping Kong Road	35d/36d	LD	0.05136	50	30	Y	0200-0300	100	0.019210385	0.017171859	0.348443041	0.01500386
Ping Kong Road	35d/36d	LD	0.05136	50	30	Y	0300-0400	100	0.018838169	0.016868458	0.331207923	0.014324934
Ping Kong Road	35d/36d	LD	0.05136	50	30	Y	0400-0500	100	0.014191269	0.012891015	0.306656581	0.011798069
Ping Kong Road	35d/36d	LD	0.05136	50	30	Y	0500-0600	100	0.017140872	0.015594941	0.381332907	0.029570987

Traffic Data and Composite Emission Factors

Base (2029 Traffic x 2029 Vehicle EFs)									Composite Emission Factor (g/mile-veh)			
Road Name	Road ID	Road Type	Road Length (km)	Speed Limit (km/hr)	Average Speed (km/hr)	Start Emission Estimated by Broad Brush Approach (Y/N)	Hour	Total Vehicle (Veh/hr)	RSP	FSP	Res NOx	NO2
Ping Kong Road	35d/36d	LD	0.05136	50	30	Y	0600-0700	100	0.020145958	0.018148543	0.372348813	0.027829507
Ping Kong Road	35d/36d	LD	0.05136	50	30	Y	0700-0800	100	0.019587582	0.017704184	0.395570548	0.036062147
Ping Kong Road	35d/36d	LD	0.05136	50	30	Y	0800-0900	200	0.020774863	0.018789486	0.418256364	0.047556494
Ping Kong Road	35d/36d	LD	0.05136	50	30	Y	0900-1000	150	0.021394891	0.019390303	0.452095315	0.058960069
Ping Kong Road	35d/36d	LD	0.05136	50	30	Y	1000-1100	150	0.021394891	0.019390303	0.452095315	0.058960069
Ping Kong Road	35d/36d	LD	0.05136	50	30	Y	1100-1200	150	0.021788988	0.019740534	0.457199146	0.060741189
Ping Kong Road	35d/36d	LD	0.05136	50	30	Y	1200-1300	100	0.022218923	0.020113067	0.46311549	0.061513142
Ping Kong Road	35d/36d	LD	0.05136	50	30	Y	1300-1400	100	0.022206166	0.020108722	0.466811253	0.055173069
Ping Kong Road	35d/36d	LD	0.05136	50	30	Y	1400-1500	100	0.021926168	0.019883709	0.461531387	0.054950761
Ping Kong Road	35d/36d	LD	0.05136	50	30	Y	1500-1600	100	0.02176889	0.019753361	0.452853445	0.054153768
Ping Kong Road	35d/36d	LD	0.05136	50	30	Y	1600-1700	100	0.021906527	0.019861805	0.449325136	0.053112632
Ping Kong Road	35d/36d	LD	0.05136	50	30	Y	1700-1800	150	0.021534153	0.019544887	0.446163317	0.052466438
Ping Kong Road	35d/36d	LD	0.05136	50	30	Y	1800-1900	100	0.021823004	0.019791712	0.453366245	0.053434807
Ping Kong Road	35d/36d	LD	0.05136	50	30	Y	1900-2000	100	0.0216413	0.019641539	0.44747652	0.053413664
Ping Kong Road	35d/36d	LD	0.05136	50	30	Y	2000-2100	100	0.021534779	0.019567558	0.445511456	0.054036335
Ping Kong Road	35d/36d	LD	0.05136	50	30	Y	2100-2200	100	0.021914664	0.019886185	0.471950443	0.057465751
Ping Kong Road	35d/36d	LD	0.05136	50	30	Y	2200-2300	100	0.022146009	0.020096508	0.465751845	0.057709823
Ping Kong Road	35d/36d	LD	0.05136	50	30	Y	2300-0000	100	0.019213449	0.017292385	0.378635265	0.034536401
Ping Kong Road	35e/36e	LD	0.37785	50	30	Y	0000-0100	100	0.017060985	0.015369151	0.299756894	0.01267036
Ping Kong Road	35e/36e	LD	0.37785	50	30	Y	0100-0200	100	0.01808034	0.016250585	0.296172323	0.01294468
Ping Kong Road	35e/36e	LD	0.37785	50	30	Y	0200-0300	100	0.019020609	0.017017206	0.339642419	0.014657217
Ping Kong Road	35e/36e	LD	0.37785	50	30	Y	0300-0400	100	0.020188746	0.017969537	0.393674186	0.016785775
Ping Kong Road	35e/36e	LD	0.37785	50	30	Y	0400-0500	100	0.01426001	0.012884277	0.373200566	0.013900029
Ping Kong Road	35e/36e	LD	0.37785	50	30	Y	0500-0600	100	0.018089213	0.016395819	0.457290855	0.035881322
Ping Kong Road	35e/36e	LD	0.37785	50	30	Y	0600-0700	100	0.020945604	0.018873812	0.402687404	0.033097318
Ping Kong Road	35e/36e	LD	0.37785	50	30	Y	0700-0800	100	0.02042857	0.018499557	0.424275347	0.044880221
Ping Kong Road	35e/36e	LD	0.37785	50	30	Y	0800-0900	150	0.021813741	0.019765687	0.466209323	0.060010167
Ping Kong Road	35e/36e	LD	0.37785	50	30	Y	0900-1000	100	0.022636957	0.02055487	0.500617363	0.071764495
Ping Kong Road	35e/36e	LD	0.37785	50	30	Y	1000-1100	100	0.022636957	0.02055487	0.500617363	0.071764495
Ping Kong Road	35e/36e	LD	0.37785	50	30	Y	1100-1200	100	0.022873748	0.020763347	0.511626162	0.073465517
Ping Kong Road	35e/36e	LD	0.37785	50	30	Y	1200-1300	100	0.023586394	0.021403222	0.517798999	0.078825278
Ping Kong Road	35e/36e	LD	0.37785	50	30	Y	1300-1400	100	0.02349899	0.021306714	0.502237477	0.063937435
Ping Kong Road	35e/36e	LD	0.37785	50	30	Y	1400-1500	100	0.023268504	0.021125382	0.503482247	0.064426978
Ping Kong Road	35e/36e	LD	0.37785	50	30	Y	1500-1600	100	0.023069611	0.020958113	0.493436564	0.063408157
Ping Kong Road	35e/36e	LD	0.37785	50	30	Y	1600-1700	100	0.02299098	0.020888943	0.48999006	0.062946359
Ping Kong Road	35e/36e	LD	0.37785	50	30	Y	1700-1800	100	0.022909411	0.02083386	0.495246125	0.063885793
Ping Kong Road	35e/36e	LD	0.37785	50	30	Y	1800-1900	100	0.022987432	0.020897434	0.502337028	0.066322787
Ping Kong Road	35e/36e	LD	0.37785	50	30	Y	1900-2000	100	0.023069611	0.020958113	0.493436564	0.063408157
Ping Kong Road	35e/36e	LD	0.37785	50	30	Y	2000-2100	100	0.022872119	0.020843664	0.486225846	0.067652514
Ping Kong Road	35e/36e	LD	0.37785	50	30	Y	2100-2200	100	0.022985426	0.020939597	0.520068048	0.072656673
Ping Kong Road	35e/36e	LD	0.37785	50	30	Y	2200-2300	100	0.02331099	0.021236076	0.512731303	0.073173451
Ping Kong Road	35e/36e	LD	0.37785	50	30	Y	2300-0000	100	0.018900832	0.017089465	0.376235412	0.042389452
Po Ping Road	37/38	LD	0.09988	50	30	Y	0000-0100	200	0.075645947	0.06932398	1.496696177	0.097690986
Po Ping Road	37/38	LD	0.09988	50	30	Y	0100-0200	150	0.019667674	0.017785611	0.413815114	0.043383133
Po Ping Road	37/38	LD	0.09988	50	30	Y	0200-0300	100	0.020090753	0.018159164	0.411142633	0.038605611
Po Ping Road	37/38	LD	0.09988	50	30	Y	0300-0400	100	0.021204273	0.019143989	0.447112151	0.044643695
Po Ping Road	37/38	LD	0.09988	50	30	Y	0400-0500	100	0.021735513	0.019647471	0.441267636	0.048855193
Po Ping Road	37/38	LD	0.09988	50	30	Y	0500-0600	100	0.076989576	0.070536018	1.509883175	0.098076263
Po Ping Road	37/38	LD	0.09988	50	30	Y	0600-0700	200	0.075182696	0.068922264	1.494727558	0.096743628
Po Ping Road	37/38	LD	0.09988	50	30	Y	0700-0800	400	0.07557333	0.069271615	1.507857248	0.10734086
Po Ping Road	37/38	LD	0.09988	50	28	Y	0800-0900	800	0.073852675	0.067710474	1.496635098	0.107921891
Po Ping Road	37/38	LD	0.09988	50	29	Y	0900-1000	650	0.07557781	0.06927933	1.516849526	0.106657282
Po Ping Road	37/38	LD	0.09988	50	29	Y	1000-1100	650	0.07538227	0.069100727	1.512379878	0.106339883
Po Ping Road	37/38	LD	0.09988	50	29	Y	1100-1200	650	0.07547019	0.069184664	1.516431993	0.107587649
Po Ping Road	37/38	LD	0.09988	50	29	Y	1200-1300	550	0.074767857	0.068533004	1.512147371	0.111086077
Po Ping Road	37/38	LD	0.09988	50	29	Y	1300-1400	500	0.078060392	0.071571195	1.609638101	0.127701024
Po Ping Road	37/38	LD	0.09988	50	29	Y	1400-1500	550	0.07831467	0.071812287	1.610456057	0.123889855
Po Ping Road	37/38	LD	0.09988	50	29	Y	1500-1600	600	0.077687974	0.071230499	1.604447628	0.127926602
Po Ping Road	37/38	LD	0.09988	50	29	Y	1600-1700	600	0.077543002	0.071099388	1.598408227	0.126154746
Po Ping Road	37/38	LD	0.09988	50	29	Y	1700-1800	650	0.078371078	0.071866517	1.618263963	0.12874466
Po Ping Road	37/38	LD	0.09988	50	29	Y	1800-1900	600	0.076174891	0.069838804	1.571121969	0.124487717
Po Ping Road	37/38	LD	0.09988	50	29	Y	1900-2000	600	0.07737254	0.070944505	1.597258608	0.127016563
Po Ping Road	37/38	LD	0.09988	50	30	Y	2000-2100	450	0.077731641	0.071268229	1.586685496	0.12521257
Po Ping Road	37/38	LD	0.09988	50	30	Y	2100-2200	350	0.077704491	0.071236835	1.589929574	0.125106584
Po Ping Road	37/38	LD	0.09988	50	30	Y	2200-2300	350	0.077953427	0.071481721	1.59440964	0.126602443
Po Ping Road	37/38	LD	0.09988	50	30	Y	2300-0000	300	0.076729178	0.070349375	1.576348841	0.12652568
Po Ping Road	39/40	LD	0.04557	50	30	Y	0000-0100	200	0.05893186	0.05394084	1.18149109	0.082473588
Po Ping Road	39/40	LD	0.04557	50	30	Y	0100-0200	100	0.020151109	0.018219475	0.428675975	0.04797428
Po Ping Road	39/40	LD	0.04557	50	30	Y	0200-0300	100	0.020308202	0.018361513	0.422668732	0.040991222
Po Ping Road	39/40	LD	0.04557	50	30	Y	0300-0400	100	0.020802332	0.018832849	0.450890979	0.047467541
Po Ping Road	39/40	LD	0.04557	50	30	Y	0400-0500	100	0.022173719	0.020057266	0.458946315	0.053392953
Po Ping Road	39/40	LD	0.04557	50	30	Y	0500-0600	100	0.060232922	0.055118478	1.191533233	0.086135461
Po Ping Road	39/40	LD	0.04557	50	30	Y	0600-0700	100	0.059281099	0.054242348	1.185629857	0.082017681
Po Ping Road	39/40	LD	0.04557	50	29	Y	0700-0800	400	0.060572917	0.055454751	1.235518221	0.099233519
Po Ping Road	39/40	LD	0.04557	50	26	Y	0800-0900	650	0.054560437	0.049867636	1.137617269	0.09600472
Po Ping Road	39/40	LD	0.04557	50	27	Y	0900-1000	550	0.06648028	0.06092407	1.370177097	0.106245017
Po Ping Road	39/40	LD	0.04557	50	27	Y	1000-1100	600	0.063052887	0.057770527	1.298435354	0.101816981
Po Ping Road	39/40	LD	0.04557	50	27	Y	1100-1200	500	0.063016324	0.057726834	1.301122379	0.103004598
Po Ping Road	39/40	LD	0.04557	50	28	Y	1200-1300	500	0.061770869	0.056574128	1.271930931	0.102624895
Po Ping Road	39/40	LD	0.04557	50	28	Y	1300-1400	400	0.04873514	0.04458265	1.057917103	0.108616633
Po Ping Road	39/40	LD	0.04557	50	28	Y	1400-1500	500	0.049082879	0.044901914	1.068756378	0.110542259
Po Ping Road	39/40	LD	0.04557	50	28	Y	1500-1600	500	0.0490302	0.044847756	1.064795203	0.10749502
Po Ping Road	39/40	LD	0.04557	50	28	Y	1600-1700	500	0.048936959	0.044765386	1.064948235	0.108843645
Po Ping Road	39/40	LD	0.04557	50	27	Y	1700-1800	600	0.050249971	0.045993929	1.100267234	0.115733287
Po Ping Road	39/40	LD	0.04557	50	27	Y	1800-1900	550	0.056542049	0.051781971	1.217478049	0.116775181
Po Ping Road	39/40	LD	0.04557	50	28	Y	1900-2000	500	0.048835153	0.044673616	1.062739754	0.109625415
Po Ping Road	39/40	LD	0.04557	50	28	Y	2000-2100	400	0.048863137	0.044699805	1.067674929	0.112527903
Po Ping Road	39/40	LD	0.04557	50	29	Y	2100-2200	300	0.04824589	0.044104632	1.038431895	0.103262889
Po Ping Road	39/40	LD	0.04557	50	29	Y	2200-2300	300	0.04850955	0.044354334	1.041707822	0.104022363

Traffic Data and Composite Emission Factors

Base (2029 Traffic x 2029 Vehicle EFs)									Composite Emission Factor (g/mile-veh)			
Road Name	Road ID	Road Type	Road Length (km)	Speed Limit (km/hr)	Average Speed (km/hr)	Start Emission Estimated by Broad Brush Approach (Y/N)	Hour	Total Vehicle (Veh/hr)	RSP	FSP	Res NOx	NO2
Po Ping Road	39/40	LD	0.04557	50	30	Y	2300-0000	300	0.047784791	0.043678569	1.026948022	0.103976478
Po Ping Road	41/42	LD	0.20141	50	30	Y	0000-0100	100	0.02166111	0.019598215	0.485717026	0.060865729
Po Ping Road	41/42	LD	0.20141	50	30	Y	0100-0200	100	0.022330436	0.020215058	0.504965549	0.068058464
Po Ping Road	41/42	LD	0.20141	50	30	Y	0200-0300	100	0.021491023	0.019470808	0.490603579	0.066853137
Po Ping Road	41/42	LD	0.20141	50	30	Y	0300-0400	100	0.022730839	0.020530479	0.498866864	0.05583929
Po Ping Road	41/42	LD	0.20141	50	30	Y	0400-0500	100	0.022734888	0.020604761	0.521937313	0.06336362
Po Ping Road	41/42	LD	0.20141	50	30	Y	0500-0600	100	0.021100434	0.019072959	0.446177186	0.045087014
Po Ping Road	41/42	LD	0.20141	50	30	Y	0600-0700	100	0.02280833	0.02064292	0.509832718	0.070387015
Po Ping Road	41/42	LD	0.20141	50	30	Y	0700-0800	250	0.023633492	0.021423165	0.552734089	0.083989501
Po Ping Road	41/42	LD	0.20141	50	28	Y	0800-0900	450	0.023464632	0.021291371	0.532886537	0.076921165
Po Ping Road	41/42	LD	0.20141	50	29	Y	0900-1000	450	0.023855546	0.021636924	0.563289208	0.085311639
Po Ping Road	41/42	LD	0.20141	50	29	Y	1000-1100	450	0.023830957	0.021615279	0.562016058	0.085100294
Po Ping Road	41/42	LD	0.20141	50	29	Y	1100-1200	400	0.023820801	0.021594854	0.556078777	0.08322022
Po Ping Road	41/42	LD	0.20141	50	29	Y	1200-1300	350	0.024032718	0.02178745	0.568672143	0.086215356
Po Ping Road	41/42	LD	0.20141	50	30	Y	1300-1400	350	0.025939946	0.023575752	0.671204209	0.114049672
Po Ping Road	41/42	LD	0.20141	50	29	Y	1400-1500	350	0.026316095	0.023923751	0.678278957	0.117938054
Po Ping Road	41/42	LD	0.20141	50	29	Y	1500-1600	350	0.026149641	0.023776926	0.675536622	0.116180092
Po Ping Road	41/42	LD	0.20141	50	29	Y	1600-1700	350	0.025993915	0.023623806	0.664368053	0.112918256
Po Ping Road	41/42	LD	0.20141	50	29	Y	1700-1800	450	0.026213786	0.023830931	0.670166944	0.115080081
Po Ping Road	41/42	LD	0.20141	50	29	Y	1800-1900	400	0.02500435	0.022713207	0.626052574	0.102081925
Po Ping Road	41/42	LD	0.20141	50	29	Y	1900-2000	350	0.026225803	0.023831427	0.671168367	0.114589263
Po Ping Road	41/42	LD	0.20141	50	30	Y	2000-2100	300	0.02450383	0.022235811	0.606710677	0.094757167
Po Ping Road	41/42	LD	0.20141	50	30	Y	2100-2200	250	0.025434234	0.023097826	0.647176569	0.106242783
Po Ping Road	41/42	LD	0.20141	50	30	Y	2200-2300	250	0.025414913	0.023094053	0.646524576	0.107399532
Po Ping Road	41/42	LD	0.20141	50	30	Y	2300-0000	200	0.024744288	0.022488721	0.630693159	0.107005334
Po Shek Wu Road	43	PD	0.03781	50	50	N	0000-0100	550	0.03359055	0.030854166	0.651817344	0.076358963
Po Shek Wu Road	43	PD	0.03781	50	50	N	0100-0200	450	0.01580379	0.014478978	0.365760069	0.064727961
Po Shek Wu Road	43	PD	0.03781	50	50	N	0200-0300	350	0.015887026	0.014556275	0.366241391	0.065846278
Po Shek Wu Road	43	PD	0.03781	50	50	N	0300-0400	250	0.01594641	0.014609915	0.366631738	0.066011976
Po Shek Wu Road	43	PD	0.03781	50	50	N	0400-0500	200	0.016086665	0.014739016	0.370359703	0.067656548
Po Shek Wu Road	43	PD	0.03781	50	50	N	0500-0600	250	0.033372629	0.030652805	0.648407723	0.076934497
Po Shek Wu Road	43	PD	0.03781	50	50	N	0600-0700	450	0.033572348	0.030837348	0.650528195	0.07646135
Po Shek Wu Road	43	PD	0.03781	50	46	N	0700-0800	1200	0.035195468	0.03235216	0.696858843	0.082649068
Po Shek Wu Road	43	PD	0.03781	50	40	N	0800-0900	1900	0.03821809	0.035152354	0.779085909	0.093554305
Po Shek Wu Road	43	PD	0.03781	50	40	N	0900-1000	1850	0.038266933	0.035197206	0.779885318	0.093694962
Po Shek Wu Road	43	PD	0.03781	50	40	N	1000-1100	1850	0.03816474	0.035103333	0.778420268	0.093737738
Po Shek Wu Road	43	PD	0.03781	50	41	N	1100-1200	1800	0.037686314	0.034738769	0.764464423	0.091579978
Po Shek Wu Road	43	PD	0.03781	50	43	N	1200-1300	1550	0.036548476	0.033601107	0.73330968	0.087599121
Po Shek Wu Road	43	PD	0.03781	50	44	N	1300-1400	1450	0.036422223	0.033464957	0.72874719	0.089356653
Po Shek Wu Road	43	PD	0.03781	50	42	N	1400-1500	1600	0.037474508	0.034462653	0.756570156	0.093293881
Po Shek Wu Road	43	PD	0.03781	50	42	N	1500-1600	1700	0.037474782	0.034462863	0.756659266	0.092874502
Po Shek Wu Road	43	PD	0.03781	50	41	N	1600-1700	1750	0.038075405	0.035094932	0.773632341	0.095245838
Po Shek Wu Road	43	PD	0.03781	50	40	N	1700-1800	1850	0.038513871	0.035424574	0.78723994	0.097225814
Po Shek Wu Road	43	PD	0.03781	50	38	N	1800-1900	2100	0.039845137	0.036644361	0.821694225	0.101979189
Po Shek Wu Road	43	PD	0.03781	50	41	N	1900-2000	1700	0.03797627	0.035003811	0.772019311	0.095036076
Po Shek Wu Road	43	PD	0.03781	50	44	N	2000-2100	1350	0.036408302	0.033452098	0.72890056	0.089596622
Po Shek Wu Road	43	PD	0.03781	50	47	N	2100-2200	1050	0.035035773	0.032263919	0.69141057	0.084154867
Po Shek Wu Road	43	PD	0.03781	50	47	N	2200-2300	1050	0.035092695	0.032316738	0.691934041	0.084110658
Po Shek Wu Road	43	PD	0.03781	50	48	N	2300-0000	850	0.034588118	0.031788471	0.679616621	0.082686131
Po Shek Wu Road	44	PD	0.04411	50	50	N	0000-0100	450	0.025177012	0.023108329	0.50924477	0.060199926
Po Shek Wu Road	44	PD	0.04411	50	50	N	0100-0200	350	0.013050653	0.01194439	0.311348341	0.051723141
Po Shek Wu Road	44	PD	0.04411	50	50	N	0200-0300	300	0.012998092	0.011896126	0.311343063	0.052131384
Po Shek Wu Road	44	PD	0.04411	50	50	N	0300-0400	200	0.012999026	0.011897204	0.311019375	0.051160869
Po Shek Wu Road	44	PD	0.04411	50	50	N	0400-0500	200	0.012818393	0.011730991	0.309510438	0.051218532
Po Shek Wu Road	44	PD	0.04411	50	50	N	0500-0600	200	0.025162576	0.023095197	0.510797015	0.059037449
Po Shek Wu Road	44	PD	0.04411	50	50	N	0600-0700	350	0.025381222	0.023296123	0.513771646	0.061717554
Po Shek Wu Road	44	PD	0.04411	50	48	N	0700-0800	950	0.02568756	0.023592822	0.524969139	0.062225592
Po Shek Wu Road	44	PD	0.04411	50	44	N	0800-0900	1450	0.027054264	0.024845455	0.56190389	0.067244186
Po Shek Wu Road	44	PD	0.04411	50	44	N	0900-1000	1450	0.027200295	0.024979723	0.563882305	0.067298356
Po Shek Wu Road	44	PD	0.04411	50	44	N	1000-1100	1450	0.027103332	0.024890678	0.562879104	0.067094404
Po Shek Wu Road	44	PD	0.04411	50	44	N	1100-1200	1450	0.027171359	0.024953249	0.563822325	0.067430435
Po Shek Wu Road	44	PD	0.04411	50	46	N	1200-1300	1200	0.02633434	0.024194958	0.542127579	0.064768822
Po Shek Wu Road	44	PD	0.04411	50	47	N	1300-1400	1150	0.01991935	0.018366236	0.428193813	0.051207282
Po Shek Wu Road	44	PD	0.04411	50	46	N	1400-1500	1300	0.020282031	0.018623892	0.435639041	0.052091391
Po Shek Wu Road	44	PD	0.04411	50	46	N	1500-1600	1350	0.020228456	0.018574646	0.435007389	0.052003988
Po Shek Wu Road	44	PD	0.04411	50	45	N	1600-1700	1400	0.020525638	0.018857231	0.441531654	0.05271049
Po Shek Wu Road	44	PD	0.04411	50	44	N	1700-1800	1500	0.020812053	0.019101948	0.450321215	0.053864374
Po Shek Wu Road	44	PD	0.04411	50	43	N	1800-1900	1750	0.021120451	0.019400996	0.457631064	0.055098113
Po Shek Wu Road	44	PD	0.04411	50	45	N	1900-2000	1350	0.020693911	0.019012082	0.444421778	0.05307969
Po Shek Wu Road	44	PD	0.04411	50	48	N	2000-2100	1100	0.019713869	0.01809305	0.421407821	0.04963571
Po Shek Wu Road	44	PD	0.04411	50	49	N	2100-2200	850	0.0192577	0.017768687	0.411900669	0.049211969
Po Shek Wu Road	44	PD	0.04411	50	49	N	2200-2300	850	0.019340114	0.017844342	0.413746716	0.048874699
Po Shek Wu Road	44	PD	0.04411	50	50	N	2300-0000	700	0.019041871	0.017460256	0.404401448	0.048202428
Fanling Highway Slip Road	45	EX	0.23927	100	98	N	0000-0100	250	0.015071941	0.013907162	0.301934162	0.046760793
Fanling Highway Slip Road	45	EX	0.23927	100	98	N	0100-0200	200	0.012510702	0.011551163	0.261340616	0.043033569
Fanling Highway Slip Road	45	EX	0.23927	100	99	N	0200-0300	150	0.012686716	0.01170043	0.263839718	0.044045219
Fanling Highway Slip Road	45	EX	0.23927	100	99	N	0300-0400	100	0.012587388	0.011607764	0.263042899	0.04250572
Fanling Highway Slip Road	45	EX	0.23927	100	99	N	0400-0500	100	0.011874786	0.010952278	0.249705638	0.040081517
Fanling Highway Slip Road	45	EX	0.23927	100	99	N	0500-0600	100	0.01455782	0.013420223	0.293835492	0.042112911
Fanling Highway Slip Road	45	EX	0.23927	100	98	N	0600-0700	200	0.015537991	0.014335441	0.310417207	0.046224286
Fanling Highway Slip Road	45	EX	0.23927	100	96	N	0700-0800	500	0.014949213	0.01376385	0.302277998	0.045141182
Fanling Highway Slip Road	45	EX	0.23927	100	90	N	0800-0900	850	0.014777254	0.01359717	0.300764764	0.045087124
Fanling Highway Slip Road	45	EX	0.23927	100	91	N	0900-1000	800	0.014778863	0.013599424	0.300137651	0.045276512
Fanling Highway Slip Road	45	EX	0.23927	100	91	N	1000-1100	800	0.014755673	0.013578196	0.299479799	0.045142325
Fanling Highway Slip Road	45	EX	0.23927	100	92	N	1100-1200	750	0.014891196	0.013623757	0.301215622	0.045384354
Fanling Highway Slip Road	45	EX	0.23927	100	94	N	1200-1300	650	0.014881765	0.013704321	0.300707439	0.045175139
Fanling Highway Slip Road	45	EX	0.23927	100	95	N	1300-1400	600	0.015431565	0.014221853	0.309807829	0.042455573
Fanling Highway Slip Road	45	EX	0.23927	100	94	N	1400-1500	700	0.01539587	0.014177307	0.309719766	0.042993979
Fanling Highway Slip Road	45	EX	0.23927	100	93	N	1500-1600	700	0.015248744	0.014041462	0.306970024	0.0425732

Traffic Data and Composite Emission Factors

Base (2029 Traffic x 2029 Vehicle EFs)									Composite Emission Factor (g/mile-veh)			
Road Name	Road ID	Road Type	Road Length (km)	Speed Limit (km/hr)	Average Speed (km/hr)	Start Emission Estimated by Broad Brush Approach (Y/N)	Hour	Total Vehicle (Veh/hr)	RSP	FSP	Res NOx	NO2
Fanling Highway Slip Road	45	EX	0.23927	100	92	N	1600-1700	750	0.015591389	0.01426669	0.311784795	0.043329753
Fanling Highway Slip Road	45	EX	0.23927	100	91	N	1700-1800	800	0.015070444	0.01386754	0.305761069	0.042535493
Fanling Highway Slip Road	45	EX	0.23927	100	90	N	1800-1900	850	0.015200318	0.013986471	0.30783046	0.042713873
Fanling Highway Slip Road	45	EX	0.23927	100	93	N	1900-2000	750	0.015283876	0.01407381	0.307037697	0.043254129
Fanling Highway Slip Road	45	EX	0.23927	100	95	N	2000-2100	600	0.015298167	0.014099012	0.306822447	0.042411059
Fanling Highway Slip Road	45	EX	0.23927	100	96	N	2100-2200	450	0.015269214	0.014058151	0.307282913	0.043420246
Fanling Highway Slip Road	45	EX	0.23927	100	96	N	2200-2300	450	0.015345159	0.014128206	0.308041847	0.043604773
Fanling Highway Slip Road	45	EX	0.23927	100	97	N	2300-0000	350	0.015212807	0.013915402	0.306191086	0.042587604
Fanling Highway Slip Road	46	EX	0.21539	100	97	N	0000-0100	350	0.012328396	0.011261948	0.258237253	0.043010427
Fanling Highway Slip Road	46	EX	0.21539	100	98	N	0100-0200	300	0.012247655	0.011308683	0.257436347	0.041798784
Fanling Highway Slip Road	46	EX	0.21539	100	98	N	0200-0300	200	0.012622938	0.011654129	0.26228802	0.043974424
Fanling Highway Slip Road	46	EX	0.21539	100	99	N	0300-0400	150	0.01247137	0.011500807	0.258440707	0.042635224
Fanling Highway Slip Road	46	EX	0.21539	100	99	N	0400-0500	150	0.01220203	0.011253821	0.255509367	0.040075031
Fanling Highway Slip Road	46	EX	0.21539	100	99	N	0500-0600	150	0.012257633	0.011304644	0.257005622	0.040303413
Fanling Highway Slip Road	46	EX	0.21539	100	98	N	0600-0700	250	0.012321105	0.011376034	0.258910072	0.042510886
Fanling Highway Slip Road	46	EX	0.21539	100	93	N	0700-0800	700	0.012266935	0.011298239	0.258700503	0.04263862
Fanling Highway Slip Road	46	EX	0.21539	100	83	N	0800-0900	1150	0.011960773	0.011011325	0.258490355	0.042657707
Fanling Highway Slip Road	46	EX	0.21539	100	85	N	0900-1000	1100	0.012097745	0.011032552	0.258443861	0.042700837
Fanling Highway Slip Road	46	EX	0.21539	100	85	N	1000-1100	1100	0.012161652	0.011091486	0.258988222	0.042786808
Fanling Highway Slip Road	46	EX	0.21539	100	85	N	1100-1200	1050	0.012171227	0.011100305	0.258977133	0.042926982
Fanling Highway Slip Road	46	EX	0.21539	100	89	N	1200-1300	900	0.012126198	0.011169475	0.257765281	0.042269114
Fanling Highway Slip Road	46	EX	0.21539	100	91	N	1300-1400	850	0.009830356	0.009046155	0.223248876	0.03351306
Fanling Highway Slip Road	46	EX	0.21539	100	89	N	1400-1500	950	0.009780064	0.009011683	0.222181832	0.033554034
Fanling Highway Slip Road	46	EX	0.21539	100	88	N	1500-1600	1000	0.009854206	0.009081399	0.223210654	0.034089269
Fanling Highway Slip Road	46	EX	0.21539	100	87	N	1600-1700	1050	0.009745366	0.008980751	0.222193999	0.03355096
Fanling Highway Slip Road	46	EX	0.21539	100	85	N	1700-1800	1100	0.009884639	0.008989924	0.224273819	0.034294123
Fanling Highway Slip Road	46	EX	0.21539	100	83	N	1800-1900	1200	0.009679174	0.008911421	0.223263923	0.033949965
Fanling Highway Slip Road	46	EX	0.21539	100	87	N	1900-2000	1000	0.009743339	0.008979045	0.222080942	0.033700452
Fanling Highway Slip Road	46	EX	0.21539	100	92	N	2000-2100	800	0.009909407	0.009034181	0.222222484	0.033658368
Fanling Highway Slip Road	46	EX	0.21539	100	95	N	2100-2200	650	0.010021997	0.009245939	0.224707215	0.034429163
Fanling Highway Slip Road	46	EX	0.21539	100	95	N	2200-2300	600	0.010067107	0.009287379	0.224233263	0.034032411
Fanling Highway Slip Road	46	EX	0.21539	100	96	N	2300-0000	500	0.009941127	0.009156749	0.223852573	0.034011506
Fanling Highway Slip Road	47	EX	0.2288	100	98	N	0000-0100	150	0.031674899	0.029179837	0.566962831	0.051754781
Fanling Highway Slip Road	47	EX	0.2288	100	99	N	0100-0200	150	0.012002439	0.011068843	0.253500391	0.041019362
Fanling Highway Slip Road	47	EX	0.2288	100	99	N	0200-0300	100	0.011315555	0.010437658	0.238865161	0.037121257
Fanling Highway Slip Road	47	EX	0.2288	100	99	N	0300-0400	100	0.010360136	0.009558506	0.233299165	0.036353777
Fanling Highway Slip Road	47	EX	0.2288	100	99	N	0400-0500	50	0.011347501	0.010463504	0.238514646	0.035074703
Fanling Highway Slip Road	47	EX	0.2288	100	99	N	0500-0600	50	0.029825699	0.027463584	0.536753142	0.047101588
Fanling Highway Slip Road	47	EX	0.2288	100	99	N	0600-0700	150	0.030083548	0.027701687	0.544533146	0.047854986
Fanling Highway Slip Road	47	EX	0.2288	100	97	N	0700-0800	350	0.030440677	0.027930664	0.549313461	0.050709126
Fanling Highway Slip Road	47	EX	0.2288	100	95	N	0800-0900	550	0.030653594	0.028226075	0.555021402	0.051123451
Fanling Highway Slip Road	47	EX	0.2288	100	95	N	0900-1000	550	0.030908642	0.028460524	0.559010273	0.051529199
Fanling Highway Slip Road	47	EX	0.2288	100	95	N	1000-1100	550	0.030768935	0.028332067	0.55721785	0.051338074
Fanling Highway Slip Road	47	EX	0.2288	100	95	N	1100-1200	550	0.03093333	0.028483699	0.558998026	0.051749325
Fanling Highway Slip Road	47	EX	0.2288	100	96	N	1200-1300	450	0.030777771	0.028327255	0.556500662	0.051214396
Fanling Highway Slip Road	47	EX	0.2288	100	96	N	1300-1400	450	0.019749226	0.018181693	0.381521405	0.032066067
Fanling Highway Slip Road	47	EX	0.2288	100	96	N	1400-1500	500	0.019536583	0.017986109	0.378242286	0.031052727
Fanling Highway Slip Road	47	EX	0.2288	100	96	N	1500-1600	500	0.019528778	0.017979414	0.379333019	0.032777043
Fanling Highway Slip Road	47	EX	0.2288	100	96	N	1600-1700	550	0.019492535	0.017945795	0.379199459	0.032280656
Fanling Highway Slip Road	47	EX	0.2288	100	95	N	1700-1800	550	0.019743143	0.018190544	0.382068453	0.032628613
Fanling Highway Slip Road	47	EX	0.2288	100	95	N	1800-1900	650	0.019451224	0.017921864	0.377741329	0.032066791
Fanling Highway Slip Road	47	EX	0.2288	100	96	N	1900-2000	500	0.019316312	0.017783718	0.376303525	0.032470318
Fanling Highway Slip Road	47	EX	0.2288	100	97	N	2000-2100	400	0.019273504	0.017645781	0.373660499	0.031964887
Fanling Highway Slip Road	47	EX	0.2288	100	97	N	2100-2200	300	0.019217579	0.017593751	0.371810381	0.031728668
Fanling Highway Slip Road	47	EX	0.2288	100	97	N	2200-2300	300	0.019409896	0.017770714	0.375995143	0.032087213
Fanling Highway Slip Road	47	EX	0.2288	100	98	N	2300-0000	250	0.019611241	0.018081559	0.378075799	0.031610831
Fanling Highway Slip Road	48	EX	0.17473	100	98	N	0000-0100	400	0.032560393	0.02999608	0.581900311	0.060714321
Fanling Highway Slip Road	48	EX	0.17473	100	98	N	0100-0200	300	0.014123088	0.013034576	0.285798315	0.050471088
Fanling Highway Slip Road	48	EX	0.17473	100	99	N	0200-0300	250	0.014304944	0.013189121	0.28696678	0.049607852
Fanling Highway Slip Road	48	EX	0.17473	100	99	N	0300-0400	200	0.014347511	0.013227424	0.287770389	0.048706169
Fanling Highway Slip Road	48	EX	0.17473	100	99	N	0400-0500	150	0.014371152	0.013249343	0.288920958	0.049099396
Fanling Highway Slip Road	48	EX	0.17473	100	99	N	0500-0600	150	0.033078119	0.030459507	0.588367379	0.060889643
Fanling Highway Slip Road	48	EX	0.17473	100	98	N	0600-0700	300	0.03256102	0.029996434	0.584902204	0.060134185
Fanling Highway Slip Road	48	EX	0.17473	100	95	N	0700-0800	850	0.032457362	0.029884874	0.582441807	0.060741664
Fanling Highway Slip Road	48	EX	0.17473	100	88	N	0800-0900	1300	0.032371343	0.02979797	0.582750431	0.06057059
Fanling Highway Slip Road	48	EX	0.17473	100	89	N	0900-1000	1300	0.032396127	0.029818151	0.582891232	0.060594666
Fanling Highway Slip Road	48	EX	0.17473	100	89	N	1000-1100	1300	0.032283763	0.029714847	0.581265875	0.060419216
Fanling Highway Slip Road	48	EX	0.17473	100	89	N	1100-1200	1250	0.032444278	0.02986244	0.583647785	0.060540367
Fanling Highway Slip Road	48	EX	0.17473	100	92	N	1200-1300	1050	0.032481615	0.029816171	0.582998672	0.060393176
Fanling Highway Slip Road	48	EX	0.17473	100	93	N	1300-1400	1000	0.033149863	0.030511279	0.593251706	0.065375351
Fanling Highway Slip Road	48	EX	0.17473	100	91	N	1400-1500	1100	0.033029533	0.030391979	0.592373375	0.065221739
Fanling Highway Slip Road	48	EX	0.17473	100	90	N	1500-1600	1150	0.033186508	0.030535387	0.594825307	0.065359451
Fanling Highway Slip Road	48	EX	0.17473	100	90	N	1600-1700	1200	0.033032751	0.030394119	0.592328941	0.065242935
Fanling Highway Slip Road	48	EX	0.17473	100	88	N	1700-1800	1300	0.033075093	0.030445312	0.593239749	0.065260718
Fanling Highway Slip Road	48	EX	0.17473	100	85	N	1800-1900	1450	0.033033395	0.030310578	0.593740126	0.065349843
Fanling Highway Slip Road	48	EX	0.17473	100	90	N	1900-2000	1200	0.033048137	0.03040812	0.592713896	0.065015245
Fanling Highway Slip Road	48	EX	0.17473	100	94	N	2000-2100	950	0.033221366	0.030577745	0.594371954	0.065318026
Fanling Highway Slip Road	48	EX	0.17473	100	95	N	2100-2200	750	0.033291485	0.030651534	0.595229622	0.065569583
Fanling Highway Slip Road	48	EX	0.17473	100	96	N	2200-2300	700	0.033287301	0.030634603	0.595051741	0.065189376
Fanling Highway Slip Road	48	EX	0.17473	100	96	N	2300-0000	600	0.033074723	0.030439342	0.591622229	0.064891035
Fanling Highway EB	49	EX	0.49094	100	97	N	0000-0100	1150	0.016959814	0.015524988	0.332707764	0.045817493
Fanling Highway EB	49	EX	0.49094	100	97	N	0100-0200	950	0.012489926	0.011410764	0.260292868	0.042862512
Fanling Highway EB	49	EX	0.49094	100	98	N	0200-0300	750	0.012533104	0.011571376	0.26153768	0.043309137
Fanling Highway EB	49	EX	0.49094	100	98	N	0300-0400	600	0.012362031	0.011414127	0.259774821	0.042945457
Fanling Highway EB	49	EX	0.49094	100	99	N	0400-0500	500	0.012540298	0.011564456	0.261617777	0.043032137
Fanling Highway EB	49	EX	0.49094	100	99	N	0500-0600	500	0.016974781	0.015644288	0.33189144	0.04616297
Fanling Highway EB	49	EX	0.49094	100	97	N	0600-0700	950	0.017064132	0.015621049	0.333738742	0.045904445
Fanling Highway EB	49	EX	0.49094	100	92	N	0700-0800	2450	0.0168582	0.015433899	0.332594273	0.045833103
Fanling Highway EB	49	EX	0.49094	100	79	N	0800-0900	4150	0.01660769	0.015283505	0.334610668	0.046101204

Traffic Data and Composite Emission Factors

Base (2029 Traffic x 2029 Vehicle EFs)									Composite Emission Factor (g/mile-veh)			
Road Name	Road ID	Road Type	Road Length (km)	Speed Limit (km/hr)	Average Speed (km/hr)	Start Emission Estimated by Broad Brush Approach (Y/N)	Hour	Total Vehicle (Veh/hr)	RSP	FSP	Res NOx	NO2
Fanling Highway EB	49	EX	0.49094	100	82	N	0900-1000	3750	0.016639925	0.015310108	0.33385719	0.04602233
Fanling Highway EB	49	EX	0.49094	100	82	N	1000-1100	3750	0.016625103	0.015296428	0.333969844	0.046081023
Fanling Highway EB	49	EX	0.49094	100	83	N	1100-1200	3650	0.016627324	0.015304781	0.333551398	0.045986844
Fanling Highway EB	49	EX	0.49094	100	87	N	1200-1300	3100	0.016742424	0.015418063	0.332604605	0.045806871
Fanling Highway EB	49	EX	0.49094	100	88	N	1300-1400	2950	0.017071181	0.01572115	0.337808419	0.045521534
Fanling Highway EB	49	EX	0.49094	100	86	N	1400-1500	3250	0.017045399	0.015690364	0.337871199	0.04551801
Fanling Highway EB	49	EX	0.49094	100	85	N	1500-1600	3400	0.017093197	0.015630496	0.338911769	0.045595693
Fanling Highway EB	49	EX	0.49094	100	84	N	1600-1700	3550	0.017024446	0.015658869	0.339426309	0.045777243
Fanling Highway EB	49	EX	0.49094	100	82	N	1700-1800	3800	0.016951043	0.015596346	0.339118811	0.045781475
Fanling Highway EB	49	EX	0.49094	100	81	N	1800-1900	3900	0.016977083	0.015620953	0.339789135	0.045761858
Fanling Highway EB	49	EX	0.49094	100	84	N	1900-2000	3500	0.017005841	0.015641778	0.339198007	0.045698466
Fanling Highway EB	49	EX	0.49094	100	89	N	2000-2100	2750	0.017170075	0.01580989	0.339266468	0.045668918
Fanling Highway EB	49	EX	0.49094	100	94	N	2100-2200	2150	0.017204467	0.015841304	0.338126828	0.045561671
Fanling Highway EB	49	EX	0.49094	100	94	N	2200-2300	2100	0.017300207	0.015929416	0.339519602	0.045464789
Fanling Highway EB	49	EX	0.49094	100	95	N	2300-0000	1750	0.01736722	0.016002303	0.340494736	0.045736768
Fanling Highway WB	50	EX	0.53938	100	97	N	0000-0100	1250	0.015960782	0.014605328	0.316325189	0.044976643
Fanling Highway WB	50	EX	0.53938	100	97	N	0100-0200	1050	0.01241633	0.011342882	0.259388401	0.042595988
Fanling Highway WB	50	EX	0.53938	100	98	N	0200-0300	800	0.012402055	0.01145066	0.259351579	0.042838162
Fanling Highway WB	50	EX	0.53938	100	98	N	0300-0400	650	0.01228599	0.011343864	0.257480218	0.042013148
Fanling Highway WB	50	EX	0.53938	100	99	N	0400-0500	550	0.012372122	0.011409959	0.258954393	0.042621899
Fanling Highway WB	50	EX	0.53938	100	99	N	0500-0600	550	0.015940745	0.014692796	0.316551994	0.045131622
Fanling Highway WB	50	EX	0.53938	100	97	N	0600-0700	1000	0.01605179	0.014689014	0.318060062	0.045024569
Fanling Highway WB	50	EX	0.53938	100	90	N	0700-0800	2600	0.015682027	0.014429684	0.315150239	0.044764434
Fanling Highway WB	50	EX	0.53938	100	75	N	0800-0900	4750	0.015539713	0.01430084	0.319107359	0.045064481
Fanling Highway WB	50	EX	0.53938	100	80	N	0900-1000	4050	0.015511533	0.014278905	0.316654075	0.044833363
Fanling Highway WB	50	EX	0.53938	100	80	N	1000-1100	4050	0.015492334	0.01426125	0.316213951	0.044875286
Fanling Highway WB	50	EX	0.53938	100	81	N	1100-1200	3950	0.015568182	0.014324594	0.317087165	0.044915182
Fanling Highway WB	50	EX	0.53938	100	85	N	1200-1300	3350	0.015680289	0.014329953	0.315749961	0.044906057
Fanling Highway WB	50	EX	0.53938	100	86	N	1300-1400	3150	0.018570526	0.017092022	0.360930717	0.052653036
Fanling Highway WB	50	EX	0.53938	100	83	N	1400-1500	3500	0.018442696	0.016975473	0.361732911	0.052855138
Fanling Highway WB	50	EX	0.53938	100	82	N	1500-1600	3700	0.018417027	0.01694422	0.361648839	0.052722673
Fanling Highway WB	50	EX	0.53938	100	81	N	1600-1700	3850	0.018472549	0.016996105	0.362882433	0.052837676
Fanling Highway WB	50	EX	0.53938	100	79	N	1700-1800	4150	0.018439252	0.016968199	0.36325123	0.052888145
Fanling Highway WB	50	EX	0.53938	100	80	N	1800-1900	3950	0.018431946	0.016966364	0.362715319	0.052830483
Fanling Highway WB	50	EX	0.53938	100	81	N	1900-2000	3750	0.018412891	0.016941226	0.361975262	0.052816787
Fanling Highway WB	50	EX	0.53938	100	87	N	2000-2100	2950	0.018599173	0.017126172	0.361160467	0.052555446
Fanling Highway WB	50	EX	0.53938	100	92	N	2100-2200	2350	0.018653407	0.017089206	0.360356423	0.052591495
Fanling Highway WB	50	EX	0.53938	100	92	N	2200-2300	2300	0.018748906	0.01717714	0.361802644	0.052716766
Fanling Highway WB	50	EX	0.53938	100	95	N	2300-0000	1900	0.018804927	0.01732425	0.362560387	0.052673443
Tai Tau Leng Roundabout	51	LD	0.02892	50	50	N	0000-0100	600	0.021581078	0.019798311	0.448002005	0.053053329
Tai Tau Leng Roundabout	51	LD	0.02892	50	50	N	0100-0200	500	0.011360263	0.010389168	0.281536145	0.044656287
Tai Tau Leng Roundabout	51	LD	0.02892	50	50	N	0200-0300	350	0.011625	0.01063226	0.285151359	0.045145897
Tai Tau Leng Roundabout	51	LD	0.02892	50	50	N	0300-0400	300	0.011325372	0.010356547	0.280096635	0.04446471
Tai Tau Leng Roundabout	51	LD	0.02892	50	50	N	0400-0500	250	0.011585893	0.010595679	0.285098718	0.044959036
Tai Tau Leng Roundabout	51	LD	0.02892	50	50	N	0500-0600	250	0.021198086	0.019445124	0.440390918	0.052505283
Tai Tau Leng Roundabout	51	LD	0.02892	50	50	N	0600-0700	500	0.021142226	0.019394108	0.4407012	0.051009429
Tai Tau Leng Roundabout	51	LD	0.02892	50	47	N	0700-0800	1250	0.022191518	0.020455744	0.466697432	0.055038068
Tai Tau Leng Roundabout	51	LD	0.02892	50	41	N	0800-0900	2000	0.024149076	0.022302241	0.518621323	0.062026033
Tai Tau Leng Roundabout	51	LD	0.02892	50	42	N	0900-1000	1950	0.023842721	0.021923144	0.508758523	0.060937424
Tai Tau Leng Roundabout	51	LD	0.02892	50	42	N	1000-1100	1950	0.023924604	0.021998461	0.510248534	0.060875255
Tai Tau Leng Roundabout	51	LD	0.02892	50	42	N	1100-1200	1900	0.023816634	0.021899132	0.508238109	0.060847736
Tai Tau Leng Roundabout	51	LD	0.02892	50	44	N	1200-1300	1600	0.023008115	0.021122366	0.488876124	0.058195279
Tai Tau Leng Roundabout	51	LD	0.02892	50	45	N	1300-1400	1550	0.018968243	0.017423386	0.41215324	0.046227199
Tai Tau Leng Roundabout	51	LD	0.02892	50	44	N	1400-1500	1700	0.019284142	0.017695671	0.420960439	0.047659129
Tai Tau Leng Roundabout	51	LD	0.02892	50	43	N	1500-1600	1800	0.019403217	0.017820363	0.424950647	0.048158959
Tai Tau Leng Roundabout	51	LD	0.02892	50	43	N	1600-1700	1850	0.019486211	0.017896678	0.426293725	0.048425885
Tai Tau Leng Roundabout	51	LD	0.02892	50	42	N	1700-1800	2000	0.019838834	0.01823979	0.434773036	0.049343903
Tai Tau Leng Roundabout	51	LD	0.02892	50	40	N	1800-1900	2200	0.02041918	0.018774253	0.450854793	0.051543748
Tai Tau Leng Roundabout	51	LD	0.02892	50	43	N	1900-2000	1800	0.019468926	0.017880858	0.426050215	0.048504759
Tai Tau Leng Roundabout	51	LD	0.02892	50	46	N	2000-2100	1450	0.01869789	0.017165505	0.406031231	0.045661467
Tai Tau Leng Roundabout	51	LD	0.02892	50	48	N	2100-2200	1150	0.018320193	0.016809502	0.395039315	0.044647805
Tai Tau Leng Roundabout	51	LD	0.02892	50	48	N	2200-2300	1100	0.01830566	0.01679608	0.395033923	0.044998803
Tai Tau Leng Roundabout	51	LD	0.02892	50	49	N	2300-0000	900	0.017811833	0.016438854	0.384848981	0.043232967
Tai Tau Leng Roundabout	52	LD	0.02794	50	50	N	0000-0100	250	0.030128658	0.027666876	0.597603115	0.075949256
Tai Tau Leng Roundabout	52	LD	0.02794	50	50	N	0100-0200	200	0.016653122	0.015259558	0.378019552	0.070238483
Tai Tau Leng Roundabout	52	LD	0.02794	50	50	N	0200-0300	150	0.016220675	0.014862211	0.372646371	0.065149094
Tai Tau Leng Roundabout	52	LD	0.02794	50	50	N	0300-0400	100	0.015254795	0.013975173	0.357947878	0.061304129
Tai Tau Leng Roundabout	52	LD	0.02794	50	50	N	0400-0500	100	0.015300162	0.014017386	0.362548752	0.064564532
Tai Tau Leng Roundabout	52	LD	0.02794	50	50	N	0500-0600	100	0.028523514	0.026190979	0.575954058	0.073300904
Tai Tau Leng Roundabout	52	LD	0.02794	50	50	N	0600-0700	200	0.029705207	0.027276739	0.590438074	0.076345107
Tai Tau Leng Roundabout	52	LD	0.02794	50	50	N	0700-0800	500	0.030029635	0.027576206	0.59483934	0.074709724
Tai Tau Leng Roundabout	52	LD	0.02794	50	46	N	0800-0900	750	0.03148754	0.028938564	0.633782407	0.080579983
Tai Tau Leng Roundabout	52	LD	0.02794	50	46	N	0900-1000	750	0.031544172	0.028990626	0.635048559	0.080726755
Tai Tau Leng Roundabout	52	LD	0.02794	50	46	N	1000-1100	750	0.031435139	0.028890332	0.632697645	0.080406705
Tai Tau Leng Roundabout	52	LD	0.02794	50	47	N	1100-1200	750	0.031129718	0.028672137	0.62401208	0.078991609
Tai Tau Leng Roundabout	52	LD	0.02794	50	48	N	1200-1300	650	0.030604798	0.028121275	0.610763992	0.077543907
Tai Tau Leng Roundabout	52	LD	0.02794	50	49	N	1300-1400	600	0.022517877	0.020768214	0.468452245	0.059633727
Tai Tau Leng Roundabout	52	LD	0.02794	50	48	N	1400-1500	650	0.022635391	0.020783937	0.472168349	0.05992909
Tai Tau Leng Roundabout	52	LD	0.02794	50	48	N	1500-1600	700	0.022493737	0.020653532	0.470796464	0.060220944
Tai Tau Leng Roundabout	52	LD	0.02794	50	47	N	1600-1700	700	0.02287557	0.021083597	0.480110542	0.061433376
Tai Tau Leng Roundabout	52	LD	0.02794	50	47	N	1700-1800	800	0.022920277	0.021124732	0.480942332	0.061853753
Tai Tau Leng Roundabout	52	LD	0.02794	50	45	N	1800-1900	900	0.023636371	0.021720543	0.497639549	0.06379166
Tai Tau Leng Roundabout	52	LD	0.02794	50	48	N	1900-2000	700	0.022752133	0.020891281	0.474776243	0.060235461
Tai Tau Leng Roundabout	52	LD	0.02794	50	49	N	2000-2100	550	0.022680453	0.020918044	0.471023719	0.059593912
Tai Tau Leng Roundabout	52	LD	0.02794	50	50	N	2100-2200	450	0.021922886	0.020112423	0.454114809	0.057014906
Tai Tau Leng Roundabout	52	LD	0.02794	50	50	N	2200-2300	450	0.022118534	0.020292911	0.458065941	0.057565495
Tai Tau Leng Roundabout	52	LD	0.02794	50	50	N	2300-0000	350	0.022038823	0.020219042	0.457097438	0.058999919
Tai Tau Leng Roundabout	53	LD	0.02937	50	50	N	0000-0100	650	0.020863342	0.019137144	0.437788368	0.052905575
Tai Tau Leng Roundabout	53	LD	0.02937	50	50	N	0100-0200	550	0.011725777	0.010725055	0.288422995	0.046150933

Traffic Data and Composite Emission Factors

Base (2029 Traffic x 2029 Vehicle EFs)									Composite Emission Factor (g/mile-veh)			
Road Name	Road ID	Road Type	Road Length (km)	Speed Limit (km/hr)	Average Speed (km/hr)	Start Emission Estimated by Broad Brush Approach (Y/N)	Hour	Total Vehicle (Veh/hr)	RSP	FSP	Res NOx	NO2
Tai Tau Leng Roundabout	53	LD	0.02937	50	50	N	0200-0300	400	0.012008651	0.010985125	0.294054894	0.047288481
Tai Tau Leng Roundabout	53	LD	0.02937	50	50	N	0300-0400	300	0.011726823	0.010725763	0.287796252	0.046250599
Tai Tau Leng Roundabout	53	LD	0.02937	50	50	N	0400-0500	250	0.011720048	0.0107191	0.286846626	0.046256168
Tai Tau Leng Roundabout	53	LD	0.02937	50	50	N	0500-0600	250	0.02066961	0.018958008	0.433499707	0.053187709
Tai Tau Leng Roundabout	53	LD	0.02937	50	50	N	0600-0700	500	0.021002776	0.019265473	0.438448328	0.053341449
Tai Tau Leng Roundabout	53	LD	0.02937	50	46	N	0700-0800	1350	0.021901788	0.020115078	0.465771738	0.056760871
Tai Tau Leng Roundabout	53	LD	0.02937	50	40	N	0800-0900	2200	0.024044613	0.022110504	0.520944556	0.064720735
Tai Tau Leng Roundabout	53	LD	0.02937	50	41	N	0900-1000	2050	0.023645351	0.021838541	0.510740849	0.063256634
Tai Tau Leng Roundabout	53	LD	0.02937	50	41	N	1000-1100	2100	0.023584631	0.021782712	0.509882666	0.063069371
Tai Tau Leng Roundabout	53	LD	0.02937	50	41	N	1100-1200	2000	0.023615723	0.02181131	0.510536542	0.06323428
Tai Tau Leng Roundabout	53	LD	0.02937	50	43	N	1200-1300	1750	0.022933828	0.021069934	0.491879401	0.060549492
Tai Tau Leng Roundabout	53	LD	0.02937	50	44	N	1300-1400	1650	0.018491234	0.016966107	0.406603771	0.045568543
Tai Tau Leng Roundabout	53	LD	0.02937	50	43	N	1400-1500	1800	0.018810673	0.017275036	0.413338152	0.046201498
Tai Tau Leng Roundabout	53	LD	0.02937	50	43	N	1500-1600	1900	0.018859323	0.017319808	0.414227604	0.046392737
Tai Tau Leng Roundabout	53	LD	0.02937	50	42	N	1600-1700	1950	0.019158243	0.017613578	0.421671029	0.047111695
Tai Tau Leng Roundabout	53	LD	0.02937	50	41	N	1700-1800	2100	0.019463986	0.01799929	0.431103137	0.04837128
Tai Tau Leng Roundabout	53	LD	0.02937	50	40	N	1800-1900	2250	0.019765174	0.018172423	0.438119442	0.049346881
Tai Tau Leng Roundabout	53	LD	0.02937	50	42	N	1900-2000	1950	0.019198718	0.017650818	0.422095139	0.047391528
Tai Tau Leng Roundabout	53	LD	0.02937	50	45	N	2000-2100	1500	0.018312838	0.016820043	0.399914549	0.044496688
Tai Tau Leng Roundabout	53	LD	0.02937	50	47	N	2100-2200	1200	0.017862592	0.016476609	0.38938342	0.043235413
Tai Tau Leng Roundabout	53	LD	0.02937	50	48	N	2200-2300	1200	0.017583467	0.016130889	0.381717423	0.042639119
Tai Tau Leng Roundabout	53	LD	0.02937	50	49	N	2300-0000	1000	0.017206173	0.015881731	0.374527179	0.041276664
Tai Tau Leng Roundabout	54	LD	0.0411	50	50	N	0000-0100	450	0.017820153	0.016335308	0.387763133	0.050982055
Tai Tau Leng Roundabout	54	LD	0.0411	50	50	N	0100-0200	350	0.011767523	0.010763486	0.288481542	0.046411228
Tai Tau Leng Roundabout	54	LD	0.0411	50	50	N	0200-0300	300	0.01184482	0.010835021	0.289802894	0.046971618
Tai Tau Leng Roundabout	54	LD	0.0411	50	50	N	0300-0400	250	0.011792114	0.010785276	0.290186803	0.046622712
Tai Tau Leng Roundabout	54	LD	0.0411	50	50	N	0400-0500	200	0.011778386	0.010774349	0.289209368	0.046358651
Tai Tau Leng Roundabout	54	LD	0.0411	50	50	N	0500-0600	200	0.017713164	0.016237187	0.385911856	0.051747684
Tai Tau Leng Roundabout	54	LD	0.0411	50	50	N	0600-0700	350	0.017677662	0.016204726	0.385752933	0.051079066
Tai Tau Leng Roundabout	54	LD	0.0411	50	45	N	0700-0800	950	0.018754989	0.017228156	0.415608501	0.055552125
Tai Tau Leng Roundabout	54	LD	0.0411	50	38	N	0800-0900	1600	0.021164032	0.019459206	0.476924974	0.065267284
Tai Tau Leng Roundabout	54	LD	0.0411	50	40	N	0900-1000	1450	0.0203662	0.018726134	0.45787525	0.062524897
Tai Tau Leng Roundabout	54	LD	0.0411	50	39	N	1000-1100	1450	0.020654031	0.018995522	0.465546816	0.063667097
Tai Tau Leng Roundabout	54	LD	0.0411	50	40	N	1100-1200	1400	0.020263588	0.018631762	0.45617699	0.061828454
Tai Tau Leng Roundabout	54	LD	0.0411	50	42	N	1200-1300	1200	0.019711776	0.018124175	0.43960691	0.059389268
Tai Tau Leng Roundabout	54	LD	0.0411	50	43	N	1300-1400	1150	0.018734116	0.017204531	0.416227085	0.051369762
Tai Tau Leng Roundabout	54	LD	0.0411	50	42	N	1400-1500	1250	0.01895009	0.017423209	0.422104216	0.051467063
Tai Tau Leng Roundabout	54	LD	0.0411	50	41	N	1500-1600	1350	0.019005982	0.017576467	0.426447932	0.052661518
Tai Tau Leng Roundabout	54	LD	0.0411	50	41	N	1600-1700	1350	0.019230084	0.01778235	0.430894936	0.053304837
Tai Tau Leng Roundabout	54	LD	0.0411	50	39	N	1700-1800	1500	0.019854139	0.018260502	0.446248914	0.055676157
Tai Tau Leng Roundabout	54	LD	0.0411	50	39	N	1800-1900	1500	0.019827971	0.01823633	0.445711812	0.05521125
Tai Tau Leng Roundabout	54	LD	0.0411	50	41	N	1900-2000	1350	0.019152497	0.017711233	0.42932103	0.053048951
Tai Tau Leng Roundabout	54	LD	0.0411	50	44	N	2000-2100	1050	0.018290854	0.016782448	0.40678553	0.049872589
Tai Tau Leng Roundabout	54	LD	0.0411	50	47	N	2100-2200	850	0.017340086	0.015994691	0.384194927	0.046679473
Tai Tau Leng Roundabout	54	LD	0.0411	50	47	N	2200-2300	800	0.017340006	0.015994465	0.384518663	0.046615212
Tai Tau Leng Roundabout	54	LD	0.0411	50	48	N	2300-0000	700	0.017456361	0.016014791	0.382877454	0.046365056
Tai Tau Leng Roundabout	55	LD	0.03223	50	49	N	0000-0100	850	0.024294496	0.022401843	0.498214165	0.060429226
Tai Tau Leng Roundabout	55	LD	0.03223	50	50	N	0100-0200	700	0.012985765	0.011885263	0.310986947	0.051206429
Tai Tau Leng Roundabout	55	LD	0.03223	50	50	N	0200-0300	550	0.013059682	0.011953354	0.312305949	0.052512814
Tai Tau Leng Roundabout	55	LD	0.03223	50	50	N	0300-0400	450	0.013014346	0.011911012	0.31147379	0.051158213
Tai Tau Leng Roundabout	55	LD	0.03223	50	50	N	0400-0500	350	0.012760666	0.011677593	0.309534482	0.05158609
Tai Tau Leng Roundabout	55	LD	0.03223	50	50	N	0500-0600	350	0.024441622	0.022431536	0.497861397	0.060259923
Tai Tau Leng Roundabout	55	LD	0.03223	50	50	N	0600-0700	700	0.024189358	0.022199693	0.492981721	0.059640374
Tai Tau Leng Roundabout	55	LD	0.03223	50	42	N	0700-0800	1850	0.02692558	0.024758792	0.565313044	0.069252969
Tai Tau Leng Roundabout	55	LD	0.03223	50	33	N	0800-0900	3000	0.031374612	0.028818555	0.684409827	0.086112586
Tai Tau Leng Roundabout	55	LD	0.03223	50	35	N	0900-1000	2800	0.030116218	0.027739345	0.652478543	0.081594513
Tai Tau Leng Roundabout	55	LD	0.03223	50	35	N	1000-1100	2800	0.03012251	0.027745123	0.65261413	0.08143551
Tai Tau Leng Roundabout	55	LD	0.03223	50	35	N	1100-1200	2750	0.030131265	0.027753202	0.652357037	0.081429572
Tai Tau Leng Roundabout	55	LD	0.03223	50	38	N	1200-1300	2350	0.028555508	0.026259763	0.610295206	0.075783928
Tai Tau Leng Roundabout	55	LD	0.03223	50	39	N	1300-1400	2200	0.028945838	0.026623796	0.613553693	0.075058855
Tai Tau Leng Roundabout	55	LD	0.03223	50	38	N	1400-1500	2450	0.029586196	0.027207892	0.628615496	0.077288408
Tai Tau Leng Roundabout	55	LD	0.03223	50	37	N	1500-1600	2550	0.03004671	0.027646035	0.641601292	0.079134921
Tai Tau Leng Roundabout	55	LD	0.03223	50	36	N	1600-1700	2650	0.030546234	0.028109559	0.655260761	0.08082132
Tai Tau Leng Roundabout	55	LD	0.03223	50	34	N	1700-1800	2850	0.031632445	0.029124588	0.68550204	0.085205028
Tai Tau Leng Roundabout	55	LD	0.03223	50	33	N	1800-1900	3050	0.032322306	0.029690691	0.702428284	0.087618352
Tai Tau Leng Roundabout	55	LD	0.03223	50	36	N	1900-2000	2600	0.030563857	0.028125797	0.65565241	0.080840632
Tai Tau Leng Roundabout	55	LD	0.03223	50	40	N	2000-2100	2050	0.02851389	0.026222973	0.602032496	0.073544333
Tai Tau Leng Roundabout	55	LD	0.03223	50	44	N	2100-2200	1600	0.02694095	0.02474096	0.558886821	0.067718009
Tai Tau Leng Roundabout	55	LD	0.03223	50	44	N	2200-2300	1600	0.026953181	0.024752145	0.559609545	0.067749681
Tai Tau Leng Roundabout	55	LD	0.03223	50	46	N	2300-0000	1300	0.026112926	0.023991328	0.538011472	0.065142994
Tai Tau Leng Roundabout	56	LD	0.02826	50	50	N	0000-0100	300	0.008443745	0.007703962	0.227207797	0.031043361
Tai Tau Leng Roundabout	56	LD	0.02826	50	50	N	0100-0200	250	0.008785071	0.008017366	0.232511745	0.033173311
Tai Tau Leng Roundabout	56	LD	0.02826	50	50	N	0200-0300	200	0.008647311	0.007890807	0.231480702	0.032364761
Tai Tau Leng Roundabout	56	LD	0.02826	50	50	N	0300-0400	150	0.008843394	0.008071777	0.235295266	0.032699826
Tai Tau Leng Roundabout	56	LD	0.02826	50	50	N	0400-0500	100	0.008344626	0.007611827	0.22264653	0.027901342
Tai Tau Leng Roundabout	56	LD	0.02826	50	50	N	0500-0600	100	0.008391989	0.007655279	0.224390029	0.02815602
Tai Tau Leng Roundabout	56	LD	0.02826	50	50	N	0600-0700	250	0.008981105	0.008198304	0.23435623	0.034061025
Tai Tau Leng Roundabout	56	LD	0.02826	50	50	N	0700-0800	600	0.008719329	0.007957257	0.231150336	0.032388225
Tai Tau Leng Roundabout	56	LD	0.02826	50	45	N	0800-0900	1050	0.009465131	0.008677808	0.248823476	0.035078453
Tai Tau Leng Roundabout	56	LD	0.02826	50	46	N	0900-1000	900	0.009203356	0.008425576	0.245097909	0.034735051
Tai Tau Leng Roundabout	56	LD	0.02826	50	46	N	1000-1100	900	0.009313805	0.008527141	0.246015509	0.035028209
Tai Tau Leng Roundabout	56	LD	0.02826	50	47	N	1100-1200	900	0.009040731	0.008363037	0.24041858	0.033707372
Tai Tau Leng Roundabout	56	LD	0.02826	50	48	N	1200-1300	750	0.009008142	0.008236864	0.238258197	0.033298792
Tai Tau Leng Roundabout	56	LD	0.02826	50	49	N	1300-1400	700	0.00600435	0.005579596	0.181031228	0.019091793
Tai Tau Leng Roundabout	56	LD	0.02826	50	48	N	1400-1500	800	0.006175761	0.005627844	0.183710319	0.019718922
Tai Tau Leng Roundabout	56	LD	0.02826	50	48	N	1500-1600	850	0.006267317	0.005712093	0.185048746	0.020461151
Tai Tau Leng Roundabout	56	LD	0.02826	50	47	N	1600-1700	850	0.006387679	0.005926168	0.188825458	0.020868573
Tai Tau Leng Roundabout	56	LD	0.02826	50	47	N	1700-1800	950	0.00633169	0.005875168	0.187689808	0.020312754
Tai Tau Leng Roundabout	56	LD	0.02826	50	47	N	1800-1900	950	0.006304734	0.00585011	0.18759946	0.020234588

Traffic Data and Composite Emission Factors

Base (2029 Traffic x 2029 Vehicle EFs)									Composite Emission Factor (g/mile-veh)			
Road Name	Road ID	Road Type	Road Length (km)	Speed Limit (km/hr)	Average Speed (km/hr)	Start Emission Estimated by Broad Brush Approach (Y/N)	Hour	Total Vehicle (Veh/hr)	RSP	FSP	Res NOx	NO2
Tai Tau Leng Roundabout	56	LD	0.02826	50	47	N	1900-2000	850	0.006444264	0.005978053	0.1896787	0.021117249
Tai Tau Leng Roundabout	56	LD	0.02826	50	49	N	2000-2100	650	0.006184773	0.005745358	0.184338221	0.019995938
Tai Tau Leng Roundabout	56	LD	0.02826	50	50	N	2100-2200	550	0.006045147	0.005495781	0.180226476	0.019417765
Tai Tau Leng Roundabout	56	LD	0.02826	50	50	N	2200-2300	500	0.006093218	0.005539716	0.181281272	0.019697968
Tai Tau Leng Roundabout	56	LD	0.02826	50	50	N	2300-0000	450	0.005880253	0.005343746	0.176618729	0.018390392
Tai Tau Leng Roundabout	57	LD	0.02888	50	50	N	0000-0100	750	0.017777554	0.016296346	0.383974817	0.046643118
Tai Tau Leng Roundabout	57	LD	0.02888	50	50	N	0100-0200	650	0.010912495	0.009976565	0.272413916	0.042761284
Tai Tau Leng Roundabout	57	LD	0.02888	50	50	N	0200-0300	450	0.010946903	0.010008575	0.273001295	0.042369602
Tai Tau Leng Roundabout	57	LD	0.02888	50	50	N	0300-0400	400	0.011002216	0.010059108	0.272397018	0.041647183
Tai Tau Leng Roundabout	57	LD	0.02888	50	50	N	0400-0500	300	0.010783409	0.009857683	0.269208312	0.041399409
Tai Tau Leng Roundabout	57	LD	0.02888	50	50	N	0500-0600	300	0.017591675	0.016125933	0.380666215	0.046946415
Tai Tau Leng Roundabout	57	LD	0.02888	50	50	N	0600-0700	600	0.017692484	0.016218357	0.382239156	0.046506694
Tai Tau Leng Roundabout	57	LD	0.02888	50	45	N	0700-0800	1600	0.018967712	0.017423338	0.415621682	0.051564959
Tai Tau Leng Roundabout	57	LD	0.02888	50	38	N	0800-0900	2550	0.021272792	0.01956045	0.474320879	0.059921864
Tai Tau Leng Roundabout	57	LD	0.02888	50	38	N	0900-1000	2450	0.021350121	0.019631663	0.475720976	0.060230697
Tai Tau Leng Roundabout	57	LD	0.02888	50	38	N	1000-1100	2450	0.021322923	0.01960667	0.475235324	0.060198253
Tai Tau Leng Roundabout	57	LD	0.02888	50	39	N	1100-1200	2400	0.020890862	0.019213749	0.465335718	0.058641534
Tai Tau Leng Roundabout	57	LD	0.02888	50	41	N	1200-1300	2050	0.020121097	0.018600846	0.446734985	0.055804389
Tai Tau Leng Roundabout	57	LD	0.02888	50	43	N	1300-1400	1900	0.015849544	0.014549451	0.362299786	0.042719892
Tai Tau Leng Roundabout	57	LD	0.02888	50	41	N	1400-1500	2100	0.016274362	0.01506803	0.374514546	0.044106615
Tai Tau Leng Roundabout	57	LD	0.02888	50	40	N	1500-1600	2250	0.016582149	0.01524361	0.381911268	0.045277735
Tai Tau Leng Roundabout	57	LD	0.02888	50	40	N	1600-1700	2300	0.016626921	0.015284809	0.382544255	0.045378013
Tai Tau Leng Roundabout	57	LD	0.02888	50	39	N	1700-1800	2500	0.016894829	0.015537717	0.389061036	0.0461977
Tai Tau Leng Roundabout	57	LD	0.02888	50	37	N	1800-1900	2750	0.017628497	0.016222252	0.405868912	0.048678118
Tai Tau Leng Roundabout	57	LD	0.02888	50	40	N	1900-2000	2300	0.01662631	0.015284214	0.382224591	0.045553319
Tai Tau Leng Roundabout	57	LD	0.02888	50	43	N	2000-2100	1800	0.015914368	0.014609078	0.36324085	0.042751242
Tai Tau Leng Roundabout	57	LD	0.02888	50	46	N	2100-2200	1400	0.015116375	0.013868538	0.344449473	0.040377266
Tai Tau Leng Roundabout	57	LD	0.02888	50	46	N	2200-2300	1400	0.01505485	0.013811744	0.343182405	0.040312281
Tai Tau Leng Roundabout	57	LD	0.02888	50	48	N	2300-0000	1150	0.014743104	0.013516301	0.333777237	0.038564662
Tai Tau Leng Roundabout	58	LD	0.05305	50	50	N	0000-0100	350	0.024335663	0.022333655	0.487156717	0.047936323
Tai Tau Leng Roundabout	58	LD	0.05305	50	50	N	0100-0200	300	0.009411894	0.008595442	0.243903245	0.036067298
Tai Tau Leng Roundabout	58	LD	0.05305	50	50	N	0200-0300	200	0.009848654	0.008996764	0.250302753	0.037506567
Tai Tau Leng Roundabout	58	LD	0.05305	50	50	N	0300-0400	200	0.009419008	0.008602507	0.242443425	0.034271624
Tai Tau Leng Roundabout	58	LD	0.05305	50	50	N	0400-0500	150	0.009700562	0.008859986	0.247649669	0.035571652
Tai Tau Leng Roundabout	58	LD	0.05305	50	50	N	0500-0600	150	0.023711463	0.021758299	0.477515089	0.04703126
Tai Tau Leng Roundabout	58	LD	0.05305	50	50	N	0600-0700	300	0.024070829	0.022090403	0.482159108	0.04760829
Tai Tau Leng Roundabout	58	LD	0.05305	50	47	N	0700-0800	750	0.025005746	0.023046385	0.508722216	0.049298294
Tai Tau Leng Roundabout	58	LD	0.05305	50	42	N	0800-0900	1200	0.027107581	0.024925343	0.55879483	0.054912958
Tai Tau Leng Roundabout	58	LD	0.05305	50	42	N	0900-1000	1200	0.027105489	0.024923428	0.558803762	0.055301759
Tai Tau Leng Roundabout	58	LD	0.05305	50	42	N	1000-1100	1200	0.027040986	0.024864011	0.557427918	0.055174685
Tai Tau Leng Roundabout	58	LD	0.05305	50	43	N	1100-1200	1150	0.026597709	0.024441976	0.547312789	0.053819746
Tai Tau Leng Roundabout	58	LD	0.05305	50	45	N	1200-1300	1000	0.025867807	0.023772296	0.527576695	0.051127523
Tai Tau Leng Roundabout	58	LD	0.05305	50	46	N	1300-1400	950	0.01971683	0.018102915	0.418772713	0.03931563
Tai Tau Leng Roundabout	58	LD	0.05305	50	45	N	1400-1500	1050	0.020160864	0.01852017	0.427689959	0.040525084
Tai Tau Leng Roundabout	58	LD	0.05305	50	44	N	1500-1600	1100	0.020293023	0.018624166	0.433014458	0.041312874
Tai Tau Leng Roundabout	58	LD	0.05305	50	44	N	1600-1700	1100	0.020433567	0.018753589	0.435434718	0.041596553
Tai Tau Leng Roundabout	58	LD	0.05305	50	43	N	1700-1800	1200	0.020631356	0.018950364	0.441092448	0.042415355
Tai Tau Leng Roundabout	58	LD	0.05305	50	41	N	1800-1900	1350	0.021281289	0.019672026	0.458035879	0.043949575
Tai Tau Leng Roundabout	58	LD	0.05305	50	44	N	1900-2000	1100	0.020354661	0.01868104	0.4340399	0.041472811
Tai Tau Leng Roundabout	58	LD	0.05305	50	46	N	2000-2100	850	0.019929038	0.01829837	0.422171117	0.040169065
Tai Tau Leng Roundabout	58	LD	0.05305	50	48	N	2100-2200	700	0.019192779	0.017611293	0.404875802	0.038772155
Tai Tau Leng Roundabout	58	LD	0.05305	50	49	N	2200-2300	650	0.019090409	0.017614785	0.401811933	0.037508594
Tai Tau Leng Roundabout	58	LD	0.05305	50	50	N	2300-0000	550	0.018585622	0.017040169	0.390447985	0.036372735
Po Shek Wu Road Flyover	60	LD	0.31852	50	50	N	0000-0100	250	0.036190493	0.033247631	0.689209422	0.073546409
Po Shek Wu Road Flyover	60	LD	0.31852	50	50	N	0100-0200	200	0.014684492	0.013449046	0.345224035	0.060681925
Po Shek Wu Road Flyover	60	LD	0.31852	50	50	N	0200-0300	150	0.015193736	0.013918154	0.349544657	0.060967873
Po Shek Wu Road Flyover	60	LD	0.31852	50	50	N	0300-0400	150	0.014202107	0.013005946	0.336107117	0.056339818
Po Shek Wu Road Flyover	60	LD	0.31852	50	50	N	0400-0500	100	0.014237512	0.013038664	0.34198251	0.059356968
Po Shek Wu Road Flyover	60	LD	0.31852	50	50	N	0500-0600	100	0.035218079	0.032353222	0.674956685	0.072738583
Po Shek Wu Road Flyover	60	LD	0.31852	50	50	N	0600-0700	200	0.036491199	0.033525774	0.692202174	0.072796809
Po Shek Wu Road Flyover	60	LD	0.31852	50	50	N	0700-0800	550	0.035661792	0.032761432	0.680554305	0.073845103
Po Shek Wu Road Flyover	60	LD	0.31852	50	45	N	0800-0900	950	0.03806731	0.035000351	0.74319271	0.08057958
Po Shek Wu Road Flyover	60	LD	0.31852	50	46	N	0900-1000	850	0.037734852	0.034689313	0.733110346	0.079716747
Po Shek Wu Road Flyover	60	LD	0.31852	50	46	N	1000-1100	850	0.037585489	0.034551586	0.731023381	0.079464981
Po Shek Wu Road Flyover	60	LD	0.31852	50	47	N	1100-1200	850	0.037162956	0.034223424	0.718718305	0.077726101
Po Shek Wu Road Flyover	60	LD	0.31852	50	48	N	1200-1300	700	0.036536856	0.033580829	0.70438177	0.075882098
Po Shek Wu Road Flyover	60	LD	0.31852	50	49	N	1300-1400	650	0.035417429	0.03263373	0.677342216	0.067184125
Po Shek Wu Road Flyover	60	LD	0.31852	50	48	N	1400-1500	750	0.035842199	0.032940488	0.688597871	0.068880535
Po Shek Wu Road Flyover	60	LD	0.31852	50	47	N	1500-1600	800	0.036570476	0.033680786	0.705892252	0.071032083
Po Shek Wu Road Flyover	60	LD	0.31852	50	47	N	1600-1700	800	0.036459495	0.033578834	0.703957595	0.07061486
Po Shek Wu Road Flyover	60	LD	0.31852	50	46	N	1700-1800	900	0.036708155	0.033743759	0.71206687	0.071363398
Po Shek Wu Road Flyover	60	LD	0.31852	50	46	N	1800-1900	900	0.036825524	0.033851779	0.713906785	0.071477115
Po Shek Wu Road Flyover	60	LD	0.31852	50	47	N	1900-2000	800	0.036469586	0.033588281	0.703763411	0.070709747
Po Shek Wu Road Flyover	60	LD	0.31852	50	49	N	2000-2100	650	0.035586812	0.032789177	0.681811798	0.067608139
Po Shek Wu Road Flyover	60	LD	0.31852	50	50	N	2100-2200	500	0.035183398	0.032321663	0.669502103	0.06729031
Po Shek Wu Road Flyover	60	LD	0.31852	50	50	N	2200-2300	500	0.035072563	0.032219389	0.667973017	0.067215813
Po Shek Wu Road Flyover	60	LD	0.31852	50	50	N	2300-0000	400	0.034890562	0.032051228	0.664774671	0.065678359

Traffic Data and Composite Emission Factors

Operation (2029 Traffic x 2029 Vehicle EFs)									Composite Emission Factor (g/mile-veh)			
Road Name	Road ID	Road Type	Road Length (km)	Speed Limit (km/hr)	Average Speed (km/hr)	Start Emission Estimated by Broad Brush Approach (Y/N)	Hour	Total Vehicle (Veh/hr)	RSP	FSP	Res NOx	NO2
Fan Kam Road	01/02	RR	0.10886	50	48	N	0000-0100	300	0.01237188	0.011335197	0.299996069	0.04134103
Fan Kam Road	01/02	RR	0.10886	50	48	N	0100-0200	250	0.010412932	0.009531057	0.265145948	0.03850727
Fan Kam Road	01/02	RR	0.10886	50	49	N	0200-0300	200	0.009405924	0.008706969	0.245207908	0.033471128
Fan Kam Road	01/02	RR	0.10886	50	49	N	0300-0400	150	0.008962024	0.008299108	0.241807831	0.03357444
Fan Kam Road	01/02	RR	0.10886	50	49	N	0400-0500	100	0.008748466	0.008102476	0.242104304	0.0351162
Fan Kam Road	01/02	RR	0.10886	50	49	N	0500-0600	100	0.011484448	0.010616689	0.291354286	0.038758998
Fan Kam Road	01/02	RR	0.10886	50	48	N	0600-0700	250	0.01289672	0.011816682	0.311625538	0.042098311
Fan Kam Road	01/02	RR	0.10886	50	46	N	0700-0800	650	0.013151144	0.012060742	0.318188223	0.043868804
Fan Kam Road	01/02	RR	0.10886	50	40	N	0800-0900	950	0.013814937	0.012698272	0.339795638	0.04829504
Fan Kam Road	01/02	RR	0.10886	50	40	N	0900-1000	950	0.013767824	0.012654988	0.33979581	0.048264116
Fan Kam Road	01/02	RR	0.10886	50	40	N	1000-1100	950	0.013762409	0.012650097	0.339473555	0.048230211
Fan Kam Road	01/02	RR	0.10886	50	41	N	1100-1200	950	0.013653309	0.012656326	0.335517883	0.047362376
Fan Kam Road	01/02	RR	0.10886	50	43	N	1200-1300	750	0.013034154	0.011957465	0.321044293	0.044822787
Fan Kam Road	01/02	RR	0.10886	50	44	N	1300-1400	750	0.014222115	0.013039349	0.343041217	0.052258274
Fan Kam Road	01/02	RR	0.10886	50	42	N	1400-1500	850	0.014932139	0.013728946	0.356539509	0.053933569
Fan Kam Road	01/02	RR	0.10886	50	41	N	1500-1600	850	0.014866643	0.013768818	0.361251237	0.054995313
Fan Kam Road	01/02	RR	0.10886	50	41	N	1600-1700	850	0.014667212	0.013585939	0.356459353	0.053998131
Fan Kam Road	01/02	RR	0.10886	50	40	N	1700-1800	950	0.014845156	0.013646346	0.36185377	0.055472561
Fan Kam Road	01/02	RR	0.10886	50	37	N	1800-1900	1050	0.016221447	0.014930089	0.391867967	0.061215103
Fan Kam Road	01/02	RR	0.10886	50	41	N	1900-2000	850	0.014836963	0.013741825	0.35930689	0.054687854
Fan Kam Road	01/02	RR	0.10886	50	45	N	2000-2100	700	0.014223181	0.013058113	0.338614716	0.051008754
Fan Kam Road	01/02	RR	0.10886	50	46	N	2100-2200	550	0.013576433	0.012451307	0.327676339	0.049301494
Fan Kam Road	01/02	RR	0.10886	50	47	N	2200-2300	550	0.013488063	0.012449622	0.323493212	0.048924293
Fan Kam Road	01/02	RR	0.10886	50	47	N	2300-0000	450	0.013158674	0.012146068	0.318366953	0.047517655
Fan Kam Road	03/04	RR	0.13435	50	49	N	0000-0100	250	0.011960902	0.011055334	0.293848885	0.037725894
Fan Kam Road	03/04	RR	0.13435	50	49	N	0100-0200	150	0.009166705	0.008487047	0.242085759	0.032879306
Fan Kam Road	03/04	RR	0.13435	50	49	N	0200-0300	150	0.009048907	0.008379522	0.242308621	0.034160317
Fan Kam Road	03/04	RR	0.13435	50	49	N	0300-0400	100	0.009222748	0.008539606	0.242748557	0.037285242
Fan Kam Road	03/04	RR	0.13435	50	49	N	0400-0500	100	0.009689876	0.008972551	0.252204306	0.037186927
Fan Kam Road	03/04	RR	0.13435	50	49	N	0500-0600	100	0.010172792	0.009413415	0.266599461	0.039692257
Fan Kam Road	03/04	RR	0.13435	50	49	N	0600-0700	150	0.012105309	0.011187752	0.296500694	0.036280053
Fan Kam Road	03/04	RR	0.13435	50	47	N	0700-0800	450	0.0124885	0.01153046	0.305996951	0.042219169
Fan Kam Road	03/04	RR	0.13435	50	42	N	0800-0900	800	0.0134674	0.012381446	0.328349085	0.046010152
Fan Kam Road	03/04	RR	0.13435	50	44	N	0900-1000	700	0.013298053	0.012189686	0.322762699	0.045939148
Fan Kam Road	03/04	RR	0.13435	50	44	N	1000-1100	700	0.013250233	0.01214531	0.321809498	0.045751558
Fan Kam Road	03/04	RR	0.13435	50	45	N	1100-1200	700	0.012814372	0.01176104	0.314097712	0.043930594
Fan Kam Road	03/04	RR	0.13435	50	46	N	1200-1300	600	0.012978858	0.011901535	0.31553695	0.043572945
Fan Kam Road	03/04	RR	0.13435	50	46	N	1300-1400	600	0.013274651	0.012174129	0.320066779	0.044417382
Fan Kam Road	03/04	RR	0.13435	50	45	N	1400-1500	600	0.013024827	0.011954635	0.315253542	0.043058912
Fan Kam Road	03/04	RR	0.13435	50	45	N	1500-1600	650	0.012888482	0.011828865	0.31192801	0.04273071
Fan Kam Road	03/04	RR	0.13435	50	45	N	1600-1700	700	0.01293053	0.011868029	0.313861523	0.043512618
Fan Kam Road	03/04	RR	0.13435	50	44	N	1700-1800	750	0.013298618	0.012189912	0.322358305	0.044261128
Fan Kam Road	03/04	RR	0.13435	50	44	N	1800-1900	750	0.013977431	0.012814508	0.335874619	0.047738745
Fan Kam Road	03/04	RR	0.13435	50	45	N	1900-2000	700	0.013052044	0.011979469	0.316038813	0.043964567
Fan Kam Road	03/04	RR	0.13435	50	47	N	2000-2100	500	0.013075347	0.01207102	0.314371465	0.042963463
Fan Kam Road	03/04	RR	0.13435	50	48	N	2100-2200	400	0.012039953	0.011027597	0.296800435	0.040032639
Fan Kam Road	03/04	RR	0.13435	50	48	N	2200-2300	400	0.012070597	0.011056314	0.293551057	0.039050628
Fan Kam Road	03/04	RR	0.13435	50	48	N	2300-0000	350	0.012864176	0.011786302	0.310520858	0.042708789
Fan Kam Road	05/06	RR	0.28702	50	48	N	0000-0100	300	0.009726392	0.008896582	0.249561722	0.028004638
Fan Kam Road	05/06	RR	0.28702	50	49	N	0100-0200	200	0.006623481	0.006149014	0.195624953	0.022192709
Fan Kam Road	05/06	RR	0.28702	50	49	N	0200-0300	200	0.005991902	0.005569803	0.186035926	0.020485613
Fan Kam Road	05/06	RR	0.28702	50	49	N	0300-0400	100	0.00614705	0.005713356	0.186997106	0.01891075
Fan Kam Road	05/06	RR	0.28702	50	49	N	0400-0500	100	0.005768629	0.005363879	0.185611083	0.018539643
Fan Kam Road	05/06	RR	0.28702	50	49	N	0500-0600	100	0.00621688	0.005773151	0.199092011	0.020878342
Fan Kam Road	05/06	RR	0.28702	50	49	N	0600-0700	200	0.009538928	0.008828427	0.248300367	0.026753678
Fan Kam Road	05/06	RR	0.28702	50	46	N	0700-0800	600	0.009963948	0.009125656	0.258250353	0.030977611
Fan Kam Road	05/06	RR	0.28702	50	39	N	0800-0900	1050	0.010851078	0.009978349	0.280302694	0.033877143
Fan Kam Road	05/06	RR	0.28702	50	42	N	0900-1000	950	0.010105643	0.009287657	0.263393392	0.031697655
Fan Kam Road	05/06	RR	0.28702	50	42	N	1000-1100	950	0.010047397	0.009234208	0.263108941	0.031497101
Fan Kam Road	05/06	RR	0.28702	50	42	N	1100-1200	850	0.010209836	0.009383517	0.2646486	0.032074678
Fan Kam Road	05/06	RR	0.28702	50	44	N	1200-1300	750	0.009710511	0.008887519	0.255464008	0.030138976
Fan Kam Road	05/06	RR	0.28702	50	45	N	1300-1400	750	0.011254863	0.010325334	0.283383198	0.036197809
Fan Kam Road	05/06	RR	0.28702	50	43	N	1400-1500	750	0.011541874	0.010583608	0.290084008	0.037894074
Fan Kam Road	05/06	RR	0.28702	50	43	N	1500-1600	850	0.011722078	0.010749937	0.292682692	0.03739899
Fan Kam Road	05/06	RR	0.28702	50	42	N	1600-1700	850	0.01187201	0.010913248	0.296546179	0.037840801
Fan Kam Road	05/06	RR	0.28702	50	41	N	1700-1800	950	0.011844847	0.010996014	0.299199673	0.038600887
Fan Kam Road	05/06	RR	0.28702	50	42	N	1800-1900	900	0.011895958	0.010935442	0.297163292	0.038430144
Fan Kam Road	05/06	RR	0.28702	50	42	N	1900-2000	850	0.011960408	0.010994592	0.297150908	0.038052258
Fan Kam Road	05/06	RR	0.28702	50	45	N	2000-2100	650	0.01148568	0.010537682	0.286281255	0.036758958
Fan Kam Road	05/06	RR	0.28702	50	47	N	2100-2200	550	0.011149156	0.01030139	0.279300427	0.035948322
Fan Kam Road	05/06	RR	0.28702	50	47	N	2200-2300	500	0.010963881	0.010130539	0.276266766	0.035124359
Fan Kam Road	05/06	RR	0.28702	50	47	N	2300-0000	400	0.010855943	0.010031476	0.27383615	0.034190376
Fan Kam Road	07/08	RR	1.94868	50	47	N	0000-0100	400	0.010902082	0.010075395	0.269551803	0.031672727
Fan Kam Road	07/08	RR	1.94868	50	48	N	0100-0200	350	0.007952454	0.007263857	0.216853292	0.027056884
Fan Kam Road	07/08	RR	1.94868	50	48	N	0200-0300	300	0.00798398	0.007294344	0.217225326	0.027715857
Fan Kam Road	07/08	RR	1.94868	50	49	N	0300-0400	200	0.007123013	0.006608658	0.203697567	0.024661708
Fan Kam Road	07/08	RR	1.94868	50	49	N	0400-0500	200	0.006501677	0.006038138	0.196870979	0.024177803
Fan Kam Road	07/08	RR	1.94868	50	49	N	0500-0600	200	0.009940218	0.009199324	0.256133688	0.027987152
Fan Kam Road	07/08	RR	1.94868	50	48	N	0600-0700	300	0.010723614	0.009814938	0.266437642	0.030971487
Fan Kam Road	07/08	RR	1.94868	50	42	N	0700-0800	850	0.011630303	0.01068965	0.288851669	0.034208418
Fan Kam Road	07/08	RR	1.94868	50	32	N	0800-0900	1500	0.014490887	0.013269765	0.353570237	0.043791618
Fan Kam Road	07/08	RR	1.94868	50	34	N	0900-1000	1350	0.013915215	0.012833447	0.341462589	0.041993893
Fan Kam Road	07/08	RR	1.94868	50	34	N	1000-1100	1350	0.01388581	0.01280645	0.340619505	0.04195087
Fan Kam Road	07/08	RR	1.94868	50	35	N	1100-1200	1300	0.013595505	0.012545673	0.333934559	0.041671573
Fan Kam Road	07/08	RR	1.94868	50	38	N	1200-1300	1100	0.012624604	0.011605728	0.312286975	0.037476407
Fan Kam Road	07/08	RR	1.94868	50	39	N	1300-1400	1050	0.012187325	0.011207174	0.30343528	0.037057836
Fan Kam Road	07/08	RR	1.94868	50	37	N	1400-1500	1150	0.012872966	0.011847327	0.317967069	0.039527443
Fan Kam Road	07/08	RR	1.94868	50	36	N	1500-1600	1250	0.013190831	0.012146769	0.32503079	0.041201902
Fan Kam Road	07/08	RR	1.94868	50	35	N	1600-1700	1250	0.013474327	0.012433824	0.332298758	0.041468067

Traffic Data and Composite Emission Factors

Operation (2029 Traffic x 2029 Vehicle EFs)									Composite Emission Factor (g/mile-veh)			
Road Name	Road ID	Road Type	Road Length (km)	Speed Limit (km/hr)	Average Speed (km/hr)	Start Emission Estimated by Broad Brush Approach (Y/N)	Hour	Total Vehicle (Veh/hr)	RSP	FSP	Res NOx	NO2
Fan Kam Road	07/08	RR	1.94868	50	34	N	1700-1800	1350	0.013826929	0.012751526	0.33929465	0.042511398
Fan Kam Road	07/08	RR	1.94868	50	33	N	1800-1900	1400	0.014123586	0.01293811	0.345187732	0.043300367
Fan Kam Road	07/08	RR	1.94868	50	36	N	1900-2000	1250	0.013303633	0.012250453	0.326823459	0.040822702
Fan Kam Road	07/08	RR	1.94868	50	41	N	2000-2100	950	0.011549036	0.010725818	0.291306166	0.035107246
Fan Kam Road	07/08	RR	1.94868	50	44	N	2100-2200	750	0.011664324	0.010684788	0.28864954	0.03538471
Fan Kam Road	07/08	RR	1.94868	50	44	N	2200-2300	750	0.011592801	0.010619002	0.288589426	0.035263517
Fan Kam Road	07/08	RR	1.94868	50	46	N	2300-0000	600	0.010618693	0.009727446	0.267449597	0.031552452
Fan Kam Road	09/10	RR	0.27529	50	49	N	0000-0100	650	0.02161427	0.019935566	0.447826931	0.046683832
Fan Kam Road	09/10	RR	0.27529	50	49	N	0100-0200	500	0.009840656	0.009106658	0.253692836	0.037677962
Fan Kam Road	09/10	RR	0.27529	50	49	N	0200-0300	400	0.00987384	0.009137485	0.254197148	0.037772752
Fan Kam Road	09/10	RR	0.27529	50	49	N	0300-0400	300	0.009876673	0.00914043	0.25278865	0.036388056
Fan Kam Road	09/10	RR	0.27529	50	50	N	0400-0500	250	0.009786591	0.008939645	0.250022943	0.03432771
Fan Kam Road	09/10	RR	0.27529	50	49	N	0500-0600	300	0.02218677	0.020462487	0.457173954	0.044766277
Fan Kam Road	09/10	RR	0.27529	50	49	N	0600-0700	500	0.021922613	0.020218969	0.452215783	0.046526956
Fan Kam Road	09/10	RR	0.27529	50	47	N	0700-0800	1300	0.022316356	0.020572024	0.464931108	0.048463613
Fan Kam Road	09/10	RR	0.27529	50	44	N	0800-0900	2300	0.023092374	0.02119992	0.486117635	0.0513006
Fan Kam Road	09/10	RR	0.27529	50	46	N	0900-1000	2000	0.022630897	0.020785395	0.472246699	0.049199936
Fan Kam Road	09/10	RR	0.27529	50	46	N	1000-1100	2000	0.022571213	0.020730548	0.471203553	0.049079757
Fan Kam Road	09/10	RR	0.27529	50	46	N	1100-1200	1950	0.022448384	0.020617503	0.469759078	0.049350155
Fan Kam Road	09/10	RR	0.27529	50	46	N	1200-1300	1650	0.022574198	0.02073353	0.471576968	0.04936989
Fan Kam Road	09/10	RR	0.27529	50	47	N	1300-1400	1600	0.020380775	0.018795309	0.426128417	0.035704772
Fan Kam Road	09/10	RR	0.27529	50	46	N	1400-1500	1750	0.02046315	0.01878965	0.428664336	0.036027712
Fan Kam Road	09/10	RR	0.27529	50	46	N	1500-1600	1850	0.02054514	0.018865185	0.42968023	0.036244603
Fan Kam Road	09/10	RR	0.27529	50	46	N	1600-1700	1900	0.020814983	0.019113506	0.434283731	0.036715
Fan Kam Road	09/10	RR	0.27529	50	46	N	1700-1800	2050	0.020687176	0.018995937	0.432089342	0.036415707
Fan Kam Road	09/10	RR	0.27529	50	45	N	1800-1900	2050	0.021132137	0.019413357	0.441364965	0.037075523
Fan Kam Road	09/10	RR	0.27529	50	46	N	1900-2000	1850	0.02069327	0.019001455	0.432048655	0.036577421
Fan Kam Road	09/10	RR	0.27529	50	47	N	2000-2100	1500	0.020298586	0.018719848	0.423788355	0.035421552
Fan Kam Road	09/10	RR	0.27529	50	48	N	2100-2200	1100	0.020178334	0.018517722	0.418639827	0.035382314
Fan Kam Road	09/10	RR	0.27529	50	48	N	2200-2300	1100	0.02020018	0.018537723	0.419160768	0.035551208
Fan Kam Road	09/10	RR	0.27529	50	48	N	2300-0000	950	0.020255312	0.018588463	0.420069337	0.034716267
Fan Kam Road	11	RR	0.0882	50	49	N	0000-0100	450	0.019701042	0.018175931	0.414244727	0.041524584
Fan Kam Road	11	RR	0.0882	50	49	N	0100-0200	350	0.008944637	0.008282779	0.237004566	0.032621757
Fan Kam Road	11	RR	0.0882	50	49	N	0200-0300	300	0.008630558	0.007993547	0.233201043	0.032204454
Fan Kam Road	11	RR	0.0882	50	49	N	0300-0400	200	0.009268148	0.008579654	0.244069748	0.035811831
Fan Kam Road	11	RR	0.0882	50	50	N	0400-0500	200	0.009022948	0.008237653	0.236359557	0.031716131
Fan Kam Road	11	RR	0.0882	50	50	N	0500-0600	200	0.018662999	0.017111479	0.394995573	0.0386759
Fan Kam Road	11	RR	0.0882	50	49	N	0600-0700	350	0.01938825	0.017888599	0.407902125	0.041340974
Fan Kam Road	11	RR	0.0882	50	47	N	0700-0800	950	0.019969368	0.018414484	0.42353209	0.042235431
Fan Kam Road	11	RR	0.0882	50	45	N	0800-0900	1700	0.020650716	0.018971011	0.438021481	0.044365237
Fan Kam Road	11	RR	0.0882	50	46	N	0900-1000	1450	0.020224497	0.018570269	0.429389266	0.043387351
Fan Kam Road	11	RR	0.0882	50	46	N	1000-1100	1450	0.020332339	0.018669678	0.431114676	0.043363484
Fan Kam Road	11	RR	0.0882	50	46	N	1100-1200	1400	0.020343718	0.018680042	0.431124187	0.043728162
Fan Kam Road	11	RR	0.0882	50	47	N	1200-1300	1200	0.019950329	0.01839728	0.422359233	0.042549446
Fan Kam Road	11	RR	0.0882	50	47	N	1300-1400	1150	0.020445814	0.018855316	0.425770945	0.0351693
Fan Kam Road	11	RR	0.0882	50	47	N	1400-1500	1250	0.020529194	0.018932291	0.4270052	0.035480161
Fan Kam Road	11	RR	0.0882	50	47	N	1500-1600	1350	0.020541506	0.018943476	0.427108825	0.036089378
Fan Kam Road	11	RR	0.0882	50	46	N	1600-1700	1400	0.020774104	0.019076086	0.433654977	0.036394252
Fan Kam Road	11	RR	0.0882	50	46	N	1700-1800	1500	0.020846123	0.019142246	0.434242822	0.035802287
Fan Kam Road	11	RR	0.0882	50	46	N	1800-1900	1400	0.020877424	0.019171182	0.434604377	0.036343156
Fan Kam Road	11	RR	0.0882	50	46	N	1900-2000	1350	0.020826279	0.01912406	0.433395808	0.036484054
Fan Kam Road	11	RR	0.0882	50	47	N	2000-2100	1050	0.020627558	0.019022784	0.42850065	0.035947418
Fan Kam Road	11	RR	0.0882	50	48	N	2100-2200	850	0.020388666	0.018711585	0.421949478	0.035209453
Fan Kam Road	11	RR	0.0882	50	48	N	2200-2300	850	0.020334625	0.018661663	0.420440653	0.035257203
Fan Kam Road	11	RR	0.0882	50	48	N	2300-0000	700	0.0205688	0.018877106	0.423713818	0.034657996
Fan Kam Road	12	RR	0.09121	50	49	N	0000-0100	400	0.025028454	0.023076255	0.499145815	0.044318678
Fan Kam Road	12	RR	0.09121	50	49	N	0100-0200	350	0.008154562	0.007556208	0.223757911	0.029341431
Fan Kam Road	12	RR	0.09121	50	49	N	0200-0300	250	0.008755427	0.00810868	0.234100055	0.033402418
Fan Kam Road	12	RR	0.09121	50	50	N	0300-0400	200	0.007983199	0.007279385	0.218608525	0.027744109
Fan Kam Road	12	RR	0.09121	50	50	N	0400-0500	150	0.0082541	0.00752872	0.224713701	0.029885357
Fan Kam Road	12	RR	0.09121	50	50	N	0500-0600	200	0.023728329	0.021774344	0.477535753	0.042351883
Fan Kam Road	12	RR	0.09121	50	49	N	0600-0700	350	0.024715903	0.022789663	0.493225762	0.043248352
Fan Kam Road	12	RR	0.09121	50	48	N	0700-0800	850	0.024919581	0.022883069	0.500531122	0.045082489
Fan Kam Road	12	RR	0.09121	50	46	N	0800-0900	1400	0.025527254	0.023451441	0.516531333	0.04579707
Fan Kam Road	12	RR	0.09121	50	46	N	0900-1000	1350	0.025652654	0.023566735	0.51845062	0.046034175
Fan Kam Road	12	RR	0.09121	50	46	N	1000-1100	1350	0.025543846	0.023466762	0.517019254	0.045805262
Fan Kam Road	12	RR	0.09121	50	46	N	1100-1200	1300	0.025588972	0.023508251	0.517879223	0.046112888
Fan Kam Road	12	RR	0.09121	50	47	N	1200-1300	1100	0.025264963	0.023286274	0.510010094	0.045080767
Fan Kam Road	12	RR	0.09121	50	47	N	1300-1400	1050	0.02388355	0.022017467	0.484160312	0.040262536
Fan Kam Road	12	RR	0.09121	50	47	N	1400-1500	1150	0.02381459	0.021954204	0.482461488	0.040139968
Fan Kam Road	12	RR	0.09121	50	47	N	1500-1600	1200	0.023797724	0.021938561	0.482385961	0.039730921
Fan Kam Road	12	RR	0.09121	50	47	N	1600-1700	1250	0.02373512	0.021881333	0.4806152	0.039397996
Fan Kam Road	12	RR	0.09121	50	46	N	1700-1800	1350	0.024151152	0.022184598	0.490588482	0.040588991
Fan Kam Road	12	RR	0.09121	50	46	N	1800-1900	1450	0.024101616	0.022139118	0.489576816	0.040552604
Fan Kam Road	12	RR	0.09121	50	47	N	1900-2000	1250	0.02379988	0.021940525	0.482048192	0.039614534
Fan Kam Road	12	RR	0.09121	50	47	N	2000-2100	1000	0.023844636	0.021981901	0.482877053	0.039908529
Fan Kam Road	12	RR	0.09121	50	48	N	2100-2200	750	0.023409743	0.021492853	0.471992625	0.03950365
Fan Kam Road	12	RR	0.09121	50	48	N	2200-2300	750	0.023522236	0.021596576	0.474543194	0.039466989
Fan Kam Road	12	RR	0.09121	50	48	N	2300-0000	650	0.023524151	0.021598024	0.474077433	0.039681869
Castle Peak Road - Kwu T	13/14	LD	0.42005	50	30	N	0000-0100	450	0.027954025	0.025695167	0.628297715	0.074084535
Castle Peak Road - Kwu T	13/14	LD	0.42005	50	30	N	0100-0200	350	0.015726296	0.014443347	0.391480883	0.062831287
Castle Peak Road - Kwu T	13/14	LD	0.42005	50	30	N	0200-0300	250	0.015044563	0.013816093	0.38350786	0.061001949
Castle Peak Road - Kwu T	13/14	LD	0.42005	50	30	N	0300-0400	200	0.015451392	0.014191847	0.393828911	0.062187756
Castle Peak Road - Kwu T	13/14	LD	0.42005	50	30	N	0400-0500	150	0.014536545	0.013349905	0.372120652	0.058556631
Castle Peak Road - Kwu T	13/14	LD	0.42005	50	30	N	0500-0600	200	0.027479259	0.025258831	0.625671917	0.074101311
Castle Peak Road - Kwu T	13/14	LD	0.42005	50	30	N	0600-0700	350	0.027901121	0.02564678	0.625196626	0.073182739
Castle Peak Road - Kwu T	13/14	LD	0.42005	50	28	N	0700-0800	850	0.029376814	0.027026332	0.669364039	0.08023588
Castle Peak Road - Kwu T	13/14	LD	0.42005	50	26	N	0800-0900	1350	0.0306022	0.028093564	0.699927511	0.082989063
Castle Peak Road - Kwu T	13/14	LD	0.42005	50	27	N	0900-1000	1300	0.03049275	0.028073935	0.693831943	0.082967926

Traffic Data and Composite Emission Factors

Operation (2029 Traffic x 2029 Vehicle EFs)									Composite Emission Factor (g/mile-veh)			
Road Name	Road ID	Road Type	Road Length (km)	Speed Limit (km/hr)	Average Speed (km/hr)	Start Emission Estimated by Broad Brush Approach (Y/N)	Hour	Total Vehicle (Veh/hr)	RSP	FSP	Res NOx	NO2
Castle Peak Road - Kwu T	13/14	LD	0.42005	50	27	N	1000-1100	1300	0.03040326	0.027991459	0.692248307	0.082736863
Castle Peak Road - Kwu T	13/14	LD	0.42005	50	27	N	1100-1200	1200	0.030482731	0.028064416	0.693722314	0.082609268
Castle Peak Road - Kwu T	13/14	LD	0.42005	50	27	N	1200-1300	1050	0.030663319	0.028230251	0.698546254	0.083960047
Castle Peak Road - Kwu T	13/14	LD	0.42005	50	28	N	1300-1400	1000	0.024085727	0.022159752	0.544249448	0.051869938
Castle Peak Road - Kwu T	13/14	LD	0.42005	50	28	N	1400-1500	1100	0.024142327	0.022211371	0.544289207	0.052124649
Castle Peak Road - Kwu T	13/14	LD	0.42005	50	27	N	1500-1600	1200	0.024715874	0.02276005	0.558237969	0.053284799
Castle Peak Road - Kwu T	13/14	LD	0.42005	50	27	N	1600-1700	1200	0.024948517	0.022973773	0.562980811	0.054384543
Castle Peak Road - Kwu T	13/14	LD	0.42005	50	27	N	1700-1800	1300	0.024867148	0.022898944	0.561595351	0.054333536
Castle Peak Road - Kwu T	13/14	LD	0.42005	50	26	N	1800-1900	1400	0.02538222	0.023284617	0.574525565	0.055254839
Castle Peak Road - Kwu T	13/14	LD	0.42005	50	27	N	1900-2000	1200	0.024969252	0.022992902	0.563206546	0.054920438
Castle Peak Road - Kwu T	13/14	LD	0.42005	50	28	N	2000-2100	950	0.023770032	0.021868933	0.53703592	0.051270553
Castle Peak Road - Kwu T	13/14	LD	0.42005	50	29	N	2100-2200	750	0.023210414	0.021333862	0.522721214	0.049118992
Castle Peak Road - Kwu T	13/14	LD	0.42005	50	29	N	2200-2300	700	0.023213451	0.021336482	0.523253257	0.04873434
Castle Peak Road - Kwu T	13/14	LD	0.42005	50	30	N	2300-0000	600	0.022592014	0.020757322	0.505697557	0.047063693
Po Kin Road	15/16	LD	0.1415	50	30	Y	0000-0100	450	0.038411962	0.035044688	0.802560571	0.077919023
Po Kin Road	15/16	LD	0.1415	50	30	Y	0100-0200	350	0.021685676	0.019626939	0.469136053	0.059340503
Po Kin Road	15/16	LD	0.1415	50	30	Y	0200-0300	300	0.022161981	0.020076227	0.492537316	0.066503716
Po Kin Road	15/16	LD	0.1415	50	30	Y	0300-0400	200	0.020621234	0.018661262	0.450010528	0.05589554
Po Kin Road	15/16	LD	0.1415	50	30	Y	0400-0500	200	0.020542307	0.018572303	0.437101849	0.051070849
Po Kin Road	15/16	LD	0.1415	50	30	Y	0500-0600	200	0.037290645	0.03399883	0.763660358	0.067509637
Po Kin Road	15/16	LD	0.1415	50	30	Y	0600-0700	350	0.038033918	0.034689661	0.789216585	0.076083682
Po Kin Road	15/16	LD	0.1415	50	28	Y	0700-0800	900	0.038839644	0.035464578	0.817714137	0.080147013
Po Kin Road	15/16	LD	0.1415	50	24	Y	0800-0900	1650	0.04201764	0.038347591	0.899218844	0.088182238
Po Kin Road	15/16	LD	0.1415	50	25	Y	0900-1000	1400	0.0416905	0.038025773	0.888443058	0.087115647
Po Kin Road	15/16	LD	0.1415	50	25	Y	1000-1100	1400	0.041601801	0.037945632	0.885711312	0.086871931
Po Kin Road	15/16	LD	0.1415	50	26	Y	1100-1200	1350	0.040961965	0.037352442	0.867838944	0.085105289
Po Kin Road	15/16	LD	0.1415	50	26	Y	1200-1300	1150	0.040579093	0.036998967	0.861298281	0.084383583
Po Kin Road	15/16	LD	0.1415	50	27	Y	1300-1400	1100	0.044170127	0.040392828	0.952936776	0.097577418
Po Kin Road	15/16	LD	0.1415	50	26	Y	1400-1500	1200	0.044999412	0.041077097	0.974424407	0.098677566
Po Kin Road	15/16	LD	0.1415	50	26	Y	1500-1600	1300	0.044713786	0.040814115	0.969160344	0.098683935
Po Kin Road	15/16	LD	0.1415	50	25	Y	1600-1700	1300	0.045724267	0.041743297	0.994219349	0.100393029
Po Kin Road	15/16	LD	0.1415	50	25	Y	1700-1800	1450	0.045586685	0.041616833	0.991110276	0.10060192
Po Kin Road	15/16	LD	0.1415	50	25	Y	1800-1900	1350	0.046389861	0.04235984	1.01165997	0.102783125
Po Kin Road	15/16	LD	0.1415	50	26	Y	1900-2000	1300	0.045016595	0.041092094	0.975213633	0.099092664
Po Kin Road	15/16	LD	0.1415	50	27	Y	2000-2100	1000	0.044105423	0.040336307	0.949450457	0.095637081
Po Kin Road	15/16	LD	0.1415	50	28	Y	2100-2200	800	0.04307923	0.039372103	0.927491465	0.094811365
Po Kin Road	15/16	LD	0.1415	50	28	Y	2200-2300	800	0.043235844	0.0395161	0.929530767	0.094370181
Po Kin Road	15/16	LD	0.1415	50	29	Y	2300-0000	650	0.042451621	0.03877391	0.910073814	0.092389326
Po Kin Road	17/18	LD	0.1249	50	30	Y	0000-0100	300	0.037993943	0.034681114	0.865430612	0.10881825
Po Kin Road	17/18	LD	0.1249	50	30	Y	0100-0200	200	0.023008749	0.020847397	0.546721781	0.080892494
Po Kin Road	17/18	LD	0.1249	50	30	Y	0200-0300	200	0.022985783	0.020863513	0.556446794	0.083864806
Po Kin Road	17/18	LD	0.1249	50	30	Y	0300-0400	100	0.022001868	0.019938012	0.523008837	0.076268697
Po Kin Road	17/18	LD	0.1249	50	30	Y	0400-0500	100	0.022137241	0.020059939	0.514180221	0.06848958
Po Kin Road	17/18	LD	0.1249	50	30	Y	0500-0600	100	0.035386904	0.032263372	0.773293048	0.081743178
Po Kin Road	17/18	LD	0.1249	50	30	Y	0600-0700	200	0.036451849	0.033251018	0.80903565	0.095388769
Po Kin Road	17/18	LD	0.1249	50	27	Y	0700-0800	400	0.039794023	0.036373952	0.903664262	0.110439709
Po Kin Road	17/18	LD	0.1249	50	24	Y	0800-0900	750	0.042023571	0.038363967	0.963946139	0.118222774
Po Kin Road	17/18	LD	0.1249	50	24	Y	0900-1000	700	0.04203857	0.038378912	0.969130478	0.119802899
Po Kin Road	17/18	LD	0.1249	50	24	Y	1000-1100	700	0.041964048	0.038311626	0.966664626	0.119569689
Po Kin Road	17/18	LD	0.1249	50	25	Y	1100-1200	700	0.041297378	0.037677795	0.949545634	0.118506106
Po Kin Road	17/18	LD	0.1249	50	26	Y	1200-1300	600	0.04102553	0.037428662	0.940346581	0.117522337
Po Kin Road	17/18	LD	0.1249	50	26	Y	1300-1400	550	0.042801139	0.039065262	0.996514666	0.125145979
Po Kin Road	17/18	LD	0.1249	50	26	Y	1400-1500	600	0.043156838	0.039397339	1.004630079	0.126702415
Po Kin Road	17/18	LD	0.1249	50	25	Y	1500-1600	650	0.044325159	0.040475311	1.040288527	0.133125416
Po Kin Road	17/18	LD	0.1249	50	25	Y	1600-1700	700	0.044050799	0.040221048	1.027793046	0.130823727
Po Kin Road	17/18	LD	0.1249	50	24	Y	1700-1800	750	0.045236221	0.041327895	1.062033442	0.134792402
Po Kin Road	17/18	LD	0.1249	50	24	Y	1800-1900	800	0.044947431	0.041064	1.051701319	0.131756297
Po Kin Road	17/18	LD	0.1249	50	25	Y	1900-2000	700	0.044390062	0.040529238	1.036792612	0.132056203
Po Kin Road	17/18	LD	0.1249	50	26	Y	2000-2100	500	0.042613007	0.03889654	0.990930623	0.123089473
Po Kin Road	17/18	LD	0.1249	50	28	Y	2100-2200	400	0.041983951	0.038374354	0.969899736	0.122808916
Po Kin Road	17/18	LD	0.1249	50	28	Y	2200-2300	400	0.041205215	0.037660536	0.9543198	0.121260044
Po Kin Road	17/18	LD	0.1249	50	28	Y	2300-0000	400	0.042200109	0.038578311	0.971669894	0.119135481
Po Kin Road	19/20	LD	0.2318	50	30	N	0000-0100	250	0.040054297	0.036824971	0.859020377	0.078325356
Po Kin Road	19/20	LD	0.2318	50	30	N	0100-0200	200	0.011961795	0.010979878	0.317222447	0.046925341
Po Kin Road	19/20	LD	0.2318	50	30	N	0200-0300	150	0.013855567	0.012721891	0.348938261	0.058724051
Po Kin Road	19/20	LD	0.2318	50	30	N	0300-0400	100	0.01099495	0.010088463	0.31095307	0.043840655
Po Kin Road	19/20	LD	0.2318	50	30	N	0400-0500	100	0.010572907	0.009696201	0.297687207	0.030047394
Po Kin Road	19/20	LD	0.2318	50	30	N	0500-0600	100	0.036743496	0.033776719	0.802359888	0.057212638
Po Kin Road	19/20	LD	0.2318	50	30	N	0600-0700	200	0.04080515	0.037517486	0.87403434	0.076205536
Po Kin Road	19/20	LD	0.2318	50	28	N	0700-0800	400	0.042731077	0.039313168	0.923778045	0.087533282
Po Kin Road	19/20	LD	0.2318	50	25	N	0800-0900	650	0.046585943	0.042803446	1.025566043	0.093944312
Po Kin Road	19/20	LD	0.2318	50	26	N	0900-1000	600	0.045104678	0.041440212	0.984443713	0.091857552
Po Kin Road	19/20	LD	0.2318	50	26	N	1000-1100	600	0.045064867	0.04140313	0.983836286	0.09176309
Po Kin Road	19/20	LD	0.2318	50	26	N	1100-1200	600	0.045747368	0.042031595	0.998979078	0.092613551
Po Kin Road	19/20	LD	0.2318	50	27	N	1200-1300	500	0.044091648	0.040583822	0.9580349	0.088182904
Po Kin Road	19/20	LD	0.2318	50	27	N	1300-1400	450	0.047842149	0.044033671	1.027627948	0.088914977
Po Kin Road	19/20	LD	0.2318	50	27	N	1400-1500	500	0.046876631	0.043145608	1.008360571	0.086163589
Po Kin Road	19/20	LD	0.2318	50	27	N	1500-1600	550	0.047887568	0.04407505	1.030410542	0.087760514
Po Kin Road	19/20	LD	0.2318	50	26	N	1600-1700	550	0.04873563	0.044782556	1.055549148	0.091709875
Po Kin Road	19/20	LD	0.2318	50	26	N	1700-1800	600	0.048155084	0.04424789	1.043487396	0.088979847
Po Kin Road	19/20	LD	0.2318	50	26	N	1800-1900	600	0.048236602	0.044322631	1.045502614	0.088636441
Po Kin Road	19/20	LD	0.2318	50	26	N	1900-2000	550	0.048714525	0.044762693	1.055263787	0.092150003
Po Kin Road	19/20	LD	0.2318	50	28	N	2000-2100	400	0.045702913	0.042050117	0.97809458	0.08233152
Po Kin Road	19/20	LD	0.2318	50	29	N	2100-2200	300	0.044761377	0.04116519	0.95233164	0.081211151
Po Kin Road	19/20	LD	0.2318	50	29	N	2200-2300	300	0.045131118	0.041504628	0.960555528	0.081372236
Po Kin Road	19/20	LD	0.2318	50	29	N	2300-0000	300	0.045335575	0.041693307	0.966359734	0.07745734
Po Kin Road	21	LD	0.184	50	29	N	0000-0100	150	0.098637933	0.090742089	1.994173781	0.131977747
Po Kin Road	21	LD	0.184	50	30	N	0100-0200	100	0.014324143	0.013151897	0.361963932	0.056136976
Po Kin Road	21	LD	0.184	50	30	N	0200-0300	50	0.013335829	0.012247092	0.361094033	0.055699573

Traffic Data and Composite Emission Factors

Operation (2029 Traffic x 2029 Vehicle EFs)									Composite Emission Factor (g/mile-veh)			
Road Name	Road ID	Road Type	Road Length (km)	Speed Limit (km/hr)	Average Speed (km/hr)	Start Emission Estimated by Broad Brush Approach (Y/N)	Hour	Total Vehicle (Veh/hr)	RSP	FSP	Res NOx	NO2
Po Kin Road	21	LD	0.184	50	30	N	0300-0400	50	0.014688354	0.013491437	0.365913584	0.063593389
Po Kin Road	21	LD	0.184	50	30	N	0400-0500	50	0.015405445	0.01414211	0.382669816	0.063746116
Po Kin Road	21	LD	0.184	50	30	N	0500-0600	50	0.097902865	0.090051664	1.962446289	0.133635436
Po Kin Road	21	LD	0.184	50	30	N	0600-0700	100	0.095043495	0.087422624	1.912980252	0.127668922
Po Kin Road	21	LD	0.184	50	26	N	0700-0800	250	0.103215036	0.094925321	2.155625585	0.151103883
Po Kin Road	21	LD	0.184	50	24	N	0800-0900	350	0.107956855	0.099303381	2.306496194	0.16138286
Po Kin Road	21	LD	0.184	50	23	N	0900-1000	400	0.110289535	0.101464199	2.384641754	0.16490507
Po Kin Road	21	LD	0.184	50	22	N	1000-1100	400	0.113074376	0.104032615	2.478366779	0.173731807
Po Kin Road	21	LD	0.184	50	23	N	1100-1200	400	0.110332183	0.10150403	2.387830122	0.166076994
Po Kin Road	21	LD	0.184	50	24	N	1200-1300	350	0.107998055	0.099342037	2.309890719	0.1620621
Po Kin Road	21	LD	0.184	50	26	N	1300-1400	300	0.06139142	0.056429394	1.306511615	0.092809855
Po Kin Road	21	LD	0.184	50	25	N	1400-1500	350	0.062454408	0.057407731	1.340698025	0.09685758
Po Kin Road	21	LD	0.184	50	24	N	1500-1600	400	0.064050749	0.058897983	1.38677533	0.099025366
Po Kin Road	21	LD	0.184	50	24	N	1600-1700	400	0.064926344	0.059703444	1.402501807	0.100898659
Po Kin Road	21	LD	0.184	50	24	N	1700-1800	400	0.065096887	0.059861127	1.409094533	0.101762587
Po Kin Road	21	LD	0.184	50	21	N	1800-1900	550	0.069745155	0.064177726	1.555935232	0.113618061
Po Kin Road	21	LD	0.184	50	24	N	1900-2000	400	0.064369946	0.059190916	1.392149782	0.099045821
Po Kin Road	21	LD	0.184	50	26	N	2000-2100	300	0.061191298	0.056245607	1.299521639	0.093970224
Po Kin Road	21	LD	0.184	50	27	N	2100-2200	250	0.060849232	0.056000424	1.280007683	0.090204584
Po Kin Road	21	LD	0.184	50	27	N	2200-2300	250	0.060185989	0.055389581	1.269015429	0.090114622
Po Kin Road	21	LD	0.184	50	28	N	2300-0000	200	0.059274457	0.054540073	1.23278026	0.085058723
Po Kin Road	22	LD	0.18362	50	29	N	0000-0100	150	0.055174203	0.050746817	1.149588907	0.086695667
Po Kin Road	22	LD	0.18362	50	30	N	0100-0200	100	0.012097117	0.011103782	0.317839807	0.04376067
Po Kin Road	22	LD	0.18362	50	30	N	0200-0300	100	0.011599299	0.010645457	0.300403418	0.044591092
Po Kin Road	22	LD	0.18362	50	30	N	0300-0400	50	0.011820294	0.010844854	0.305571585	0.042839884
Po Kin Road	22	LD	0.18362	50	30	N	0400-0500	50	0.00910208	0.008341745	0.26214849	0.023153342
Po Kin Road	22	LD	0.18362	50	30	N	0500-0600	50	0.05078948	0.046700153	1.062041897	0.064044311
Po Kin Road	22	LD	0.18362	50	30	N	0600-0700	100	0.053245806	0.048964404	1.112085946	0.078822933
Po Kin Road	22	LD	0.18362	50	26	N	0700-0800	300	0.05871492	0.053966808	1.252546223	0.093884478
Po Kin Road	22	LD	0.18362	50	21	N	0800-0900	550	0.066909281	0.061569092	1.496893582	0.113229195
Po Kin Road	22	LD	0.18362	50	23	N	0900-1000	400	0.063644969	0.058534947	1.395244293	0.104899182
Po Kin Road	22	LD	0.18362	50	23	N	1000-1100	450	0.063433211	0.058340297	1.390053934	0.104482604
Po Kin Road	22	LD	0.18362	50	23	N	1100-1200	450	0.063244789	0.05816681	1.387591235	0.105247477
Po Kin Road	22	LD	0.18362	50	24	N	1200-1300	400	0.062261416	0.057251158	1.35291919	0.10068423
Po Kin Road	22	LD	0.18362	50	24	N	1300-1400	350	0.075517421	0.069450548	1.629663787	0.122249295
Po Kin Road	22	LD	0.18362	50	24	N	1400-1500	400	0.074578771	0.068586524	1.611023254	0.120539576
Po Kin Road	22	LD	0.18362	50	23	N	1500-1600	400	0.076898641	0.070733437	1.677865168	0.1258512
Po Kin Road	22	LD	0.18362	50	23	N	1600-1700	450	0.076509067	0.070375149	1.673906053	0.124718994
Po Kin Road	22	LD	0.18362	50	22	N	1700-1800	450	0.078451915	0.072174991	1.732132473	0.128334176
Po Kin Road	22	LD	0.18362	50	23	N	1800-1900	450	0.076598482	0.070456662	1.673163856	0.12449721
Po Kin Road	22	LD	0.18362	50	23	N	1900-2000	450	0.076580216	0.070439909	1.675213549	0.12545197
Po Kin Road	22	LD	0.18362	50	25	N	2000-2100	350	0.072993519	0.067108277	1.562584381	0.114239686
Po Kin Road	22	LD	0.18362	50	27	N	2100-2200	250	0.069442453	0.063904475	1.463553173	0.107185738
Po Kin Road	22	LD	0.18362	50	27	N	2200-2300	250	0.069278638	0.063753213	1.459404139	0.107737759
Po Kin Road	22	LD	0.18362	50	28	N	2300-0000	200	0.069114195	0.063592649	1.435722401	0.10264388
Pak Wo Road	23	DD	0.07982	50	40	N	0000-0100	200	0.041709883	0.038363043	0.822579895	0.074961505
Pak Wo Road	23	DD	0.07982	50	40	N	0100-0200	150	0.022177211	0.02039232	0.480268821	0.055419933
Pak Wo Road	23	DD	0.07982	50	40	N	0200-0300	100	0.022598328	0.020780429	0.485069704	0.056310319
Pak Wo Road	23	DD	0.07982	50	40	N	0300-0400	100	0.023855306	0.021936968	0.517764589	0.058201926
Pak Wo Road	23	DD	0.07982	50	40	N	0400-0500	100	0.025958719	0.023868583	0.547257427	0.053142551
Pak Wo Road	23	DD	0.07982	50	40	N	0500-0600	100	0.042439061	0.039032112	0.835831781	0.066972899
Pak Wo Road	23	DD	0.07982	50	40	N	0600-0700	150	0.041226002	0.037918092	0.813016111	0.069758963
Pak Wo Road	23	DD	0.07982	50	38	N	0700-0800	400	0.042975198	0.039528611	0.857578412	0.076207443
Pak Wo Road	23	DD	0.07982	50	35	N	0800-0900	700	0.045348127	0.041750358	0.920301854	0.082159425
Pak Wo Road	23	DD	0.07982	50	36	N	0900-1000	600	0.044578813	0.041014937	0.898461012	0.08022913
Pak Wo Road	23	DD	0.07982	50	36	N	1000-1100	600	0.044912719	0.041322209	0.904024466	0.080400831
Pak Wo Road	23	DD	0.07982	50	36	N	1100-1200	600	0.04489175	0.041303234	0.904674818	0.080884567
Pak Wo Road	23	DD	0.07982	50	37	N	1200-1300	500	0.043663885	0.040166313	0.875827584	0.077776329
Pak Wo Road	23	DD	0.07982	50	37	N	1300-1400	450	0.045182027	0.041561083	0.900719919	0.07536978
Pak Wo Road	23	DD	0.07982	50	37	N	1400-1500	550	0.04543463	0.041793762	0.904549933	0.076204096
Pak Wo Road	23	DD	0.07982	50	37	N	1500-1600	550	0.04561309	0.041957401	0.908229183	0.07605837
Pak Wo Road	23	DD	0.07982	50	36	N	1600-1700	600	0.046299507	0.042597163	0.927601645	0.078569526
Pak Wo Road	23	DD	0.07982	50	36	N	1700-1800	650	0.046187288	0.042494616	0.924554078	0.077361713
Pak Wo Road	23	DD	0.07982	50	36	N	1800-1900	600	0.046095281	0.042409707	0.923892445	0.077589194
Pak Wo Road	23	DD	0.07982	50	36	N	1900-2000	550	0.045992654	0.042315238	0.921258609	0.077657929
Pak Wo Road	23	DD	0.07982	50	38	N	2000-2100	450	0.044770164	0.041180313	0.886801652	0.073252817
Pak Wo Road	23	DD	0.07982	50	39	N	2100-2200	350	0.044362436	0.04080878	0.874088913	0.073706169
Pak Wo Road	23	DD	0.07982	50	39	N	2200-2300	350	0.044189625	0.040650179	0.872182548	0.074033155
Pak Wo Road	23	DD	0.07982	50	39	N	2300-0000	300	0.04361451	0.040121091	0.861677668	0.071012207
Pak Wo Road	24	DD	0.06463	50	40	N	0000-0100	150	0.057403369	0.052801514	1.094392802	0.081474118
Pak Wo Road	24	DD	0.06463	50	40	N	0100-0200	100	0.023201043	0.021334832	0.499137881	0.058977098
Pak Wo Road	24	DD	0.06463	50	40	N	0200-0300	100	0.024869128	0.022867732	0.530332021	0.050887216
Pak Wo Road	24	DD	0.06463	50	40	N	0300-0400	50	0.027221877	0.025030771	0.579964801	0.053293443
Pak Wo Road	24	DD	0.06463	50	40	N	0400-0500	50	0.031710257	0.02916046	0.647136261	0.060646487
Pak Wo Road	24	DD	0.06463	50	40	N	0500-0600	50	0.05377594	0.049463397	1.032441829	0.074071989
Pak Wo Road	24	DD	0.06463	50	40	N	0600-0700	100	0.056031999	0.051539982	1.066537552	0.07504289
Pak Wo Road	24	DD	0.06463	50	39	N	0700-0800	250	0.057736101	0.05311392	1.110437929	0.082590375
Pak Wo Road	24	DD	0.06463	50	37	N	0800-0900	450	0.059362247	0.054601115	1.15464706	0.086415062
Pak Wo Road	24	DD	0.06463	50	37	N	0900-1000	500	0.0593088	0.054552304	1.153578294	0.086871778
Pak Wo Road	24	DD	0.06463	50	37	N	1000-1100	450	0.059031317	0.054297142	1.150695927	0.086724828
Pak Wo Road	24	DD	0.06463	50	38	N	1100-1200	400	0.058419123	0.053739762	1.129093091	0.085428293
Pak Wo Road	24	DD	0.06463	50	38	N	1200-1300	350	0.058692727	0.053991544	1.134934012	0.086116947
Pak Wo Road	24	DD	0.06463	50	39	N	1300-1400	350	0.045479852	0.041838824	0.891282726	0.067388898
Pak Wo Road	24	DD	0.06463	50	38	N	1400-1500	350	0.046069999	0.042378823	0.907626258	0.069204818
Pak Wo Road	24	DD	0.06463	50	38	N	1500-1600	400	0.04642304	0.042703283	0.912463302	0.069350898
Pak Wo Road	24	DD	0.06463	50	38	N	1600-1700	400	0.046464755	0.042741843	0.91472612	0.069894132
Pak Wo Road	24	DD	0.06463	50	38	N	1700-1800	450	0.046361419	0.042646554	0.912391316	0.069879519
Pak Wo Road	24	DD	0.06463	50	37	N	1800-1900	500	0.046928986	0.043167434	0.929168953	0.070292654
Pak Wo Road	24	DD	0.06463	50	38	N	1900-2000	400	0.046404227	0.042686498	0.914832144	0.070289467

Traffic Data and Composite Emission Factors

Operation (2029 Traffic x 2029 Vehicle EFs)									Composite Emission Factor (g/mile-veh)			
Road Name	Road ID	Road Type	Road Length (km)	Speed Limit (km/hr)	Average Speed (km/hr)	Start Emission Estimated by Broad Brush Approach (Y/N)	Hour	Total Vehicle (Veh/hr)	RSP	FSP	Res NOx	NO2
Pak Wo Road	24	DD	0.06463	50	39	N	2000-2100	300	0.045352634	0.041722034	0.888573604	0.066972738
Pak Wo Road	24	DD	0.06463	50	39	N	2100-2200	250	0.045547718	0.041901025	0.893633849	0.070278701
Pak Wo Road	24	DD	0.06463	50	39	N	2200-2300	250	0.045866819	0.042194296	0.900384258	0.070896399
Pak Wo Road	24	DD	0.06463	50	40	N	2300-0000	250	0.044880597	0.041281154	0.873608717	0.06492142
Pak Wo Road	25/26	DD	0.11311	50	39	N	0000-0100	300	0.084429244	0.077671641	1.571584259	0.107387993
Pak Wo Road	25/26	DD	0.11311	50	40	N	0100-0200	200	0.027196256	0.02501071	0.573804973	0.06024749
Pak Wo Road	25/26	DD	0.11311	50	40	N	0200-0300	100	0.030036684	0.027625452	0.623683186	0.063015248
Pak Wo Road	25/26	DD	0.11311	50	40	N	0300-0400	100	0.033044773	0.030392365	0.675680761	0.064454501
Pak Wo Road	25/26	DD	0.11311	50	40	N	0400-0500	100	0.038340239	0.035264654	0.753229882	0.070088018
Pak Wo Road	25/26	DD	0.11311	50	40	N	0500-0600	100	0.083156478	0.076497809	1.532804316	0.103702764
Pak Wo Road	25/26	DD	0.11311	50	40	N	0600-0700	200	0.082887195	0.07624845	1.537092316	0.103230486
Pak Wo Road	25/26	DD	0.11311	50	36	N	0700-0800	550	0.089168531	0.082026011	1.698551935	0.117480342
Pak Wo Road	25/26	DD	0.11311	50	32	N	0800-0900	900	0.094228926	0.086662531	1.854605531	0.127902808
Pak Wo Road	25/26	DD	0.11311	50	32	N	0900-1000	850	0.094851797	0.08723616	1.865891382	0.128024649
Pak Wo Road	25/26	DD	0.11311	50	32	N	1000-1100	850	0.094620357	0.087023285	1.861428799	0.12820763
Pak Wo Road	25/26	DD	0.11311	50	33	N	1100-1200	850	0.093071414	0.085579945	1.816492056	0.125133825
Pak Wo Road	25/26	DD	0.11311	50	34	N	1200-1300	700	0.090871528	0.083631814	1.758979316	0.122227134
Pak Wo Road	25/26	DD	0.11311	50	35	N	1300-1400	650	0.073126975	0.067302691	1.420150712	0.101152526
Pak Wo Road	25/26	DD	0.11311	50	34	N	1400-1500	750	0.074302896	0.068389208	1.454377634	0.103655378
Pak Wo Road	25/26	DD	0.11311	50	34	N	1500-1600	750	0.074451444	0.068525829	1.456081677	0.105256511
Pak Wo Road	25/26	DD	0.11311	50	33	N	1600-1700	850	0.07558504	0.069490576	1.489902414	0.107857482
Pak Wo Road	25/26	DD	0.11311	50	33	N	1700-1800	850	0.075603949	0.069507868	1.490094347	0.107361382
Pak Wo Road	25/26	DD	0.11311	50	32	N	1800-1900	1000	0.076771601	0.070594763	1.525737944	0.10985247
Pak Wo Road	25/26	DD	0.11311	50	34	N	1900-2000	800	0.074731208	0.068783443	1.463384659	0.105635272
Pak Wo Road	25/26	DD	0.11311	50	35	N	2000-2100	650	0.073104677	0.06728223	1.420054381	0.101846893
Pak Wo Road	25/26	DD	0.11311	50	37	N	2100-2200	500	0.071455035	0.065722656	1.365336397	0.096829907
Pak Wo Road	25/26	DD	0.11311	50	37	N	2200-2300	500	0.071411212	0.065681714	1.364920865	0.097327782
Pak Wo Road	25/26	DD	0.11311	50	38	N	2300-0000	400	0.070270091	0.064643478	1.331886971	0.095059983
Ching Hiu Road	27/28	LD	0.08318	50	30	Y	0000-0100	300	0.043819238	0.040051249	1.036780528	0.140851502
Ching Hiu Road	27/28	LD	0.08318	50	30	Y	0100-0200	200	0.026807334	0.024374962	0.704344384	0.122287844
Ching Hiu Road	27/28	LD	0.08318	50	30	Y	0200-0300	200	0.025628392	0.023275099	0.663782001	0.10868648
Ching Hiu Road	27/28	LD	0.08318	50	30	Y	0300-0400	100	0.025611243	0.023269393	0.657588014	0.109134476
Ching Hiu Road	27/28	LD	0.08318	50	30	Y	0400-0500	100	0.025992781	0.023623259	0.681827224	0.117184395
Ching Hiu Road	27/28	LD	0.08318	50	30	Y	0500-0600	100	0.041576453	0.037973229	0.979819378	0.129486473
Ching Hiu Road	27/28	LD	0.08318	50	30	Y	0600-0700	200	0.042788507	0.039093821	0.988068642	0.116893522
Ching Hiu Road	27/28	LD	0.08318	50	29	Y	0700-0800	550	0.043885145	0.040118895	1.042039361	0.139887752
Ching Hiu Road	27/28	LD	0.08318	50	27	Y	0800-0900	950	0.045809288	0.041922452	1.085409059	0.141823839
Ching Hiu Road	27/28	LD	0.08318	50	28	Y	0900-1000	850	0.044658734	0.040844675	1.061864931	0.142062679
Ching Hiu Road	27/28	LD	0.08318	50	28	Y	1000-1100	850	0.044552949	0.040743819	1.059167731	0.141445323
Ching Hiu Road	27/28	LD	0.08318	50	28	Y	1100-1200	800	0.044733213	0.040915544	1.063293747	0.140795606
Ching Hiu Road	27/28	LD	0.08318	50	28	Y	1200-1300	700	0.045199435	0.041342262	1.071665913	0.141341962
Ching Hiu Road	27/28	LD	0.08318	50	29	Y	1300-1400	700	0.060956917	0.055830567	1.368635254	0.150740577
Ching Hiu Road	27/28	LD	0.08318	50	28	Y	1400-1500	750	0.06044683	0.055380304	1.3682075	0.153929351
Ching Hiu Road	27/28	LD	0.08318	50	28	Y	1500-1600	800	0.062030608	0.056838942	1.397607371	0.15514777
Ching Hiu Road	27/28	LD	0.08318	50	28	Y	1600-1700	800	0.062122279	0.056924612	1.405579852	0.1570255
Ching Hiu Road	27/28	LD	0.08318	50	28	Y	1700-1800	900	0.061839407	0.056662606	1.395793247	0.153550886
Ching Hiu Road	27/28	LD	0.08318	50	27	Y	1800-1900	900	0.060641871	0.055572969	1.38167498	0.15561815
Ching Hiu Road	27/28	LD	0.08318	50	28	Y	1900-2000	800	0.061648549	0.056487169	1.391622336	0.153656381
Ching Hiu Road	27/28	LD	0.08318	50	29	Y	2000-2100	600	0.060504258	0.055418153	1.361030836	0.151933736
Ching Hiu Road	27/28	LD	0.08318	50	29	Y	2100-2200	500	0.060823948	0.055704978	1.370392223	0.155342186
Ching Hiu Road	27/28	LD	0.08318	50	29	Y	2200-2300	500	0.060487724	0.055406874	1.362854947	0.154331323
Ching Hiu Road	27/28	LD	0.08318	50	30	Y	2300-0000	400	0.060556799	0.055452424	1.345160058	0.146197617
Ching Hiu Road	29/30	LD	0.28297	50	30	Y	0000-0100	300	0.035804588	0.032675904	0.8754992	0.124302257
Ching Hiu Road	29/30	LD	0.28297	50	30	Y	0100-0200	200	0.026803324	0.024379198	0.707835915	0.121105282
Ching Hiu Road	29/30	LD	0.28297	50	30	Y	0200-0300	200	0.025358505	0.023027576	0.651326031	0.10652671
Ching Hiu Road	29/30	LD	0.28297	50	30	Y	0300-0400	100	0.02523859	0.022946681	0.652375938	0.105133891
Ching Hiu Road	29/30	LD	0.28297	50	30	Y	0400-0500	100	0.025502498	0.023194814	0.674309509	0.113502959
Ching Hiu Road	29/30	LD	0.28297	50	30	Y	0500-0600	100	0.031785063	0.028981033	0.787327744	0.118667541
Ching Hiu Road	29/30	LD	0.28297	50	30	Y	0600-0700	200	0.034649549	0.031605196	0.833962591	0.11473556
Ching Hiu Road	29/30	LD	0.28297	50	29	Y	0700-0800	600	0.035497672	0.032389622	0.875306647	0.12988979
Ching Hiu Road	29/30	LD	0.28297	50	27	Y	0800-0900	1000	0.036320722	0.03318737	0.895530077	0.132199833
Ching Hiu Road	29/30	LD	0.28297	50	28	Y	0900-1000	900	0.036141641	0.032999103	0.889405331	0.131760989
Ching Hiu Road	29/30	LD	0.28297	50	28	Y	1000-1100	900	0.036538661	0.033362453	0.899617351	0.132615297
Ching Hiu Road	29/30	LD	0.28297	50	28	Y	1100-1200	850	0.036049077	0.03291482	0.889456306	0.131754805
Ching Hiu Road	29/30	LD	0.28297	50	28	Y	1200-1300	750	0.035997802	0.032867916	0.887910656	0.131807848
Ching Hiu Road	29/30	LD	0.28297	50	29	Y	1300-1400	700	0.037512869	0.034247112	0.918200813	0.132673534
Ching Hiu Road	29/30	LD	0.28297	50	28	Y	1400-1500	800	0.038925162	0.035564471	0.953753588	0.138118225
Ching Hiu Road	29/30	LD	0.28297	50	28	Y	1500-1600	850	0.038683222	0.035339078	0.945511606	0.136484707
Ching Hiu Road	29/30	LD	0.28297	50	28	Y	1600-1700	850	0.038701084	0.035356418	0.945465129	0.136362526
Ching Hiu Road	29/30	LD	0.28297	50	28	Y	1700-1800	900	0.038630032	0.03529639	0.943361716	0.135651982
Ching Hiu Road	29/30	LD	0.28297	50	27	Y	1800-1900	950	0.039228019	0.035866518	0.959952086	0.138200625
Ching Hiu Road	29/30	LD	0.28297	50	28	Y	1900-2000	850	0.038443567	0.035122647	0.941480953	0.136708196
Ching Hiu Road	29/30	LD	0.28297	50	29	Y	2000-2100	650	0.037397523	0.034142732	0.912687199	0.130748517
Ching Hiu Road	29/30	LD	0.28297	50	29	Y	2100-2200	500	0.037973405	0.034672996	0.930455461	0.135412869
Ching Hiu Road	29/30	LD	0.28297	50	30	Y	2200-2300	500	0.037664653	0.034380265	0.917997923	0.132008493
Ching Hiu Road	29/30	LD	0.28297	50	30	Y	2300-0000	400	0.037320179	0.034071925	0.906388162	0.127891922
Ching Hiu Road	31/32	LD	0.1094	50	30	Y	0000-0100	200	0.040510305	0.037031955	1.00935099	0.144317647
Ching Hiu Road	31/32	LD	0.1094	50	30	Y	0100-0200	100	0.02897667	0.026384348	0.807331269	0.144780748
Ching Hiu Road	31/32	LD	0.1094	50	30	Y	0200-0300	100	0.029542515	0.026922447	0.845561252	0.158491021
Ching Hiu Road	31/32	LD	0.1094	50	30	Y	0300-0400	100	0.028088897	0.025600888	0.784202409	0.146759529
Ching Hiu Road	31/32	LD	0.1094	50	30	Y	0400-0500	100	0.030370035	0.027646048	0.849659948	0.159609976
Ching Hiu Road	31/32	LD	0.1094	50	30	Y	0500-0600	100	0.037514121	0.034226213	0.956726854	0.152643433
Ching Hiu Road	31/32	LD	0.1094	50	30	Y	0600-0700	100	0.040372776	0.036898744	1.015588638	0.149490809
Ching Hiu Road	31/32	LD	0.1094	50	30	Y	0700-0800	400	0.04107693	0.037543749	1.05802118	0.168909965
Ching Hiu Road	31/32	LD	0.1094	50	30	Y	0800-0900	550	0.041553955	0.037983765	1.058892657	0.163613539
Ching Hiu Road	31/32	LD	0.1094	50	29	Y	0900-1000	550	0.041827842	0.038236236	1.067875537	0.16559046
Ching Hiu Road	31/32	LD	0.1094	50	29	Y	1000-1100	550	0.041671998	0.038094245	1.066565846	0.164997806
Ching Hiu Road	31/32	LD	0.1094	50	29	Y	1100-1200	550	0.042295392	0.038665881	1.080401634	0.166275255
Ching Hiu Road	31/32	LD	0.1094	50	30	Y	1200-1300	450	0.042478892	0.038835734	1.078679811	0.166672017

Traffic Data and Composite Emission Factors

Operation (2029 Traffic x 2029 Vehicle EFs)									Composite Emission Factor (g/mile-veh)			
Road Name	Road ID	Road Type	Road Length (km)	Speed Limit (km/hr)	Average Speed (km/hr)	Start Emission Estimated by Broad Brush Approach (Y/N)	Hour	Total Vehicle (Veh/hr)	RSP	FSP	Res NOx	NO2
Ching Hiu Road	31/32	LD	0.1094	50	30	Y	1300-1400	450	0.036174455	0.03299169	0.806285224	0.096683433
Ching Hiu Road	31/32	LD	0.1094	50	30	Y	1400-1500	500	0.037352603	0.034076924	0.839819127	0.103658224
Ching Hiu Road	31/32	LD	0.1094	50	30	Y	1500-1600	500	0.03736209	0.034088251	0.843307262	0.105289191
Ching Hiu Road	31/32	LD	0.1094	50	29	Y	1600-1700	500	0.037334776	0.034066148	0.846595478	0.104719053
Ching Hiu Road	31/32	LD	0.1094	50	29	Y	1700-1800	550	0.037077452	0.033838246	0.833424387	0.100462965
Ching Hiu Road	31/32	LD	0.1094	50	29	Y	1800-1900	650	0.037704289	0.034409467	0.849639246	0.10267523
Ching Hiu Road	31/32	LD	0.1094	50	29	Y	1900-2000	500	0.037702959	0.034407013	0.852473364	0.106143101
Ching Hiu Road	31/32	LD	0.1094	50	30	Y	2000-2100	400	0.037576153	0.034290639	0.84412331	0.10365547
Ching Hiu Road	31/32	LD	0.1094	50	30	Y	2100-2200	300	0.036515385	0.033307774	0.810422488	0.094408847
Ching Hiu Road	31/32	LD	0.1094	50	30	Y	2200-2300	300	0.036738257	0.033520788	0.819824227	0.095876561
Ching Hiu Road	31/32	LD	0.1094	50	30	Y	2300-0000	250	0.036515623	0.033302909	0.805596583	0.091031487
Ching Shing Road	33/34	LD	0.19971	50	29	Y	0000-0100	350	0.035458729	0.032358706	0.912603199	0.148737248
Ching Shing Road	33/34	LD	0.19971	50	30	Y	0100-0200	300	0.028141472	0.025631635	0.772158927	0.138477286
Ching Shing Road	33/34	LD	0.19971	50	30	Y	0200-0300	200	0.027306697	0.024850977	0.737678201	0.129286471
Ching Shing Road	33/34	LD	0.19971	50	30	Y	0300-0400	200	0.026715376	0.024305257	0.725813785	0.126113945
Ching Shing Road	33/34	LD	0.19971	50	30	Y	0400-0500	150	0.026440889	0.024062538	0.718730479	0.124471744
Ching Shing Road	33/34	LD	0.19971	50	30	Y	0500-0600	150	0.033262717	0.030336745	0.845230046	0.13136822
Ching Shing Road	33/34	LD	0.19971	50	30	Y	0600-0700	250	0.03467951	0.031635289	0.877401024	0.134147363
Ching Shing Road	33/34	LD	0.19971	50	27	Y	0700-0800	750	0.036435401	0.033294285	0.9320666	0.146706703
Ching Shing Road	33/34	LD	0.19971	50	22	Y	0800-0900	1150	0.040368898	0.036889383	1.044952126	0.167516546
Ching Shing Road	33/34	LD	0.19971	50	23	Y	0900-1000	1100	0.039652966	0.036205899	1.022142863	0.163969537
Ching Shing Road	33/34	LD	0.19971	50	23	Y	1000-1100	1100	0.039802129	0.036340941	1.025631016	0.164710689
Ching Shing Road	33/34	LD	0.19971	50	23	Y	1100-1200	1100	0.03957036	0.036126295	1.023139865	0.164134579
Ching Shing Road	33/34	LD	0.19971	50	25	Y	1200-1300	900	0.037976248	0.03463852	0.977503991	0.156793833
Ching Shing Road	33/34	LD	0.19971	50	26	Y	1300-1400	850	0.033857423	0.030823035	0.815262933	0.116303106
Ching Shing Road	33/34	LD	0.19971	50	25	Y	1400-1500	950	0.03475569	0.031651188	0.837104858	0.121043995
Ching Shing Road	33/34	LD	0.19971	50	24	Y	1500-1600	1000	0.03547138	0.032326717	0.856899653	0.124142335
Ching Shing Road	33/34	LD	0.19971	50	24	Y	1600-1700	1050	0.03562064	0.032468256	0.86199498	0.12521583
Ching Shing Road	33/34	LD	0.19971	50	23	Y	1700-1800	1100	0.03622062	0.033025426	0.87741737	0.127977768
Ching Shing Road	33/34	LD	0.19971	50	23	Y	1800-1900	1200	0.036091805	0.032906083	0.872902181	0.12589509
Ching Shing Road	33/34	LD	0.19971	50	24	Y	1900-2000	1000	0.035382391	0.03224975	0.855427773	0.123960006
Ching Shing Road	33/34	LD	0.19971	50	26	Y	2000-2100	800	0.033737681	0.030715043	0.812514244	0.115380608
Ching Shing Road	33/34	LD	0.19971	50	27	Y	2100-2200	650	0.033021746	0.030144155	0.799193074	0.116087601
Ching Shing Road	33/34	LD	0.19971	50	27	Y	2200-2300	650	0.033325551	0.030418354	0.808380658	0.117835296
Ching Shing Road	33/34	LD	0.19971	50	28	Y	2300-0000	550	0.032496749	0.029630477	0.77761258	0.109881095
Ping Kong Road	35a/36a	LD	0.08788	50	30	Y	0000-0100	300	0.045944401	0.041963477	0.874447146	0.054777593
Ping Kong Road	35a/36a	LD	0.08788	50	30	Y	0100-0200	200	0.018423534	0.016616238	0.336395153	0.024321223
Ping Kong Road	35a/36a	LD	0.08788	50	30	Y	0200-0300	150	0.017344742	0.015637267	0.300797502	0.015928445
Ping Kong Road	35a/36a	LD	0.08788	50	30	Y	0300-0400	100	0.017679085	0.015921537	0.302205909	0.015815031
Ping Kong Road	35a/36a	LD	0.08788	50	30	Y	0400-0500	100	0.017532585	0.015775616	0.299414029	0.012838388
Ping Kong Road	35a/36a	LD	0.08788	50	30	Y	0500-0600	100	0.044271642	0.040406053	0.826814224	0.041707167
Ping Kong Road	35a/36a	LD	0.08788	50	30	Y	0600-0700	200	0.044442708	0.040585315	0.841055467	0.050650795
Ping Kong Road	35a/36a	LD	0.08788	50	27	Y	0700-0800	550	0.046227161	0.042274595	0.895392374	0.056527947
Ping Kong Road	35a/36a	LD	0.08788	50	22	Y	0800-0900	1150	0.050546134	0.046216159	1.017971334	0.064729622
Ping Kong Road	35a/36a	LD	0.08788	50	24	Y	0900-1000	800	0.049042044	0.044805999	0.970712756	0.061221936
Ping Kong Road	35a/36a	LD	0.08788	50	24	Y	1000-1100	900	0.049316179	0.045057015	0.977683125	0.061926013
Ping Kong Road	35a/36a	LD	0.08788	50	25	Y	1100-1200	800	0.047995486	0.043820398	0.943785746	0.059694739
Ping Kong Road	35a/36a	LD	0.08788	50	26	Y	1200-1300	700	0.047159768	0.043045643	0.920560296	0.058216594
Ping Kong Road	35a/36a	LD	0.08788	50	26	Y	1300-1400	650	0.066479583	0.060848265	1.319697326	0.080604946
Ping Kong Road	35a/36a	LD	0.08788	50	25	Y	1400-1500	700	0.068416921	0.06263483	1.367419771	0.08186689
Ping Kong Road	35a/36a	LD	0.08788	50	25	Y	1500-1600	800	0.068097459	0.062343456	1.359527162	0.080937356
Ping Kong Road	35a/36a	LD	0.08788	50	24	Y	1600-1700	800	0.069577423	0.063724824	1.402103404	0.083376269
Ping Kong Road	35a/36a	LD	0.08788	50	23	Y	1700-1800	900	0.07087651	0.064933088	1.447191467	0.088904787
Ping Kong Road	35a/36a	LD	0.08788	50	25	Y	1800-1900	650	0.067106376	0.061428156	1.341026805	0.081247536
Ping Kong Road	35a/36a	LD	0.08788	50	24	Y	1900-2000	800	0.069584237	0.063734239	1.401774065	0.083522857
Ping Kong Road	35a/36a	LD	0.08788	50	26	Y	2000-2100	600	0.067454475	0.061747938	1.337395141	0.081754439
Ping Kong Road	35a/36a	LD	0.08788	50	27	Y	2100-2200	500	0.065935769	0.060426094	1.297369676	0.079592673
Ping Kong Road	35a/36a	LD	0.08788	50	27	Y	2200-2300	450	0.065560985	0.060082731	1.290059771	0.079449101
Ping Kong Road	35a/36a	LD	0.08788	50	28	Y	2300-0000	400	0.064187758	0.058802498	1.247068201	0.073137227
Ping Kong Road	35b/36b	LD	0.13047	50	30	Y	0000-0100	150	0.061500884	0.056299735	1.15803441	0.057831352
Ping Kong Road	35b/36b	LD	0.13047	50	30	Y	0100-0200	100	0.017194289	0.015489231	0.294379218	0.012553262
Ping Kong Road	35b/36b	LD	0.13047	50	30	Y	0200-0300	100	0.017501813	0.01574381	0.304764453	0.012993651
Ping Kong Road	35b/36b	LD	0.13047	50	30	Y	0300-0400	100	0.017275519	0.015550705	0.302978149	0.012852162
Ping Kong Road	35b/36b	LD	0.13047	50	30	Y	0400-0500	100	0.017654528	0.015879867	0.300230202	0.012909908
Ping Kong Road	35b/36b	LD	0.13047	50	30	Y	0500-0600	100	0.063615899	0.058220547	1.207036349	0.062550024
Ping Kong Road	35b/36b	LD	0.13047	50	30	Y	0600-0700	100	0.063291116	0.057934513	1.193596236	0.060022917
Ping Kong Road	35b/36b	LD	0.13047	50	29	Y	0700-0800	250	0.063403069	0.058050311	1.229993849	0.075819811
Ping Kong Road	35b/36b	LD	0.13047	50	25	Y	0800-0900	600	0.068140053	0.062374978	1.362250915	0.082169826
Ping Kong Road	35b/36b	LD	0.13047	50	27	Y	0900-1000	450	0.066320779	0.060769649	1.306149063	0.079086139
Ping Kong Road	35b/36b	LD	0.13047	50	27	Y	1000-1100	450	0.066130982	0.060596604	1.301754887	0.078866246
Ping Kong Road	35b/36b	LD	0.13047	50	27	Y	1100-1200	400	0.066973131	0.061377544	1.31913271	0.080509772
Ping Kong Road	35b/36b	LD	0.13047	50	28	Y	1200-1300	350	0.064574785	0.059158927	1.263572617	0.078152588
Ping Kong Road	35b/36b	LD	0.13047	50	28	Y	1300-1400	300	0.097841385	0.089808889	1.930084713	0.114338861
Ping Kong Road	35b/36b	LD	0.13047	50	28	Y	1400-1500	350	0.099032418	0.090906309	1.952649197	0.114073621
Ping Kong Road	35b/36b	LD	0.13047	50	27	Y	1500-1600	350	0.101256906	0.092950436	2.012866016	0.116602491
Ping Kong Road	35b/36b	LD	0.13047	50	27	Y	1600-1700	400	0.099604668	0.091439938	1.981095355	0.114877115
Ping Kong Road	35b/36b	LD	0.13047	50	27	Y	1700-1800	450	0.100694904	0.092434263	2.009268769	0.121296253
Ping Kong Road	35b/36b	LD	0.13047	50	28	Y	1800-1900	300	0.098069068	0.090019517	1.934590504	0.11462723
Ping Kong Road	35b/36b	LD	0.13047	50	27	Y	1900-2000	350	0.101147311	0.092852982	2.009406727	0.116397019
Ping Kong Road	35b/36b	LD	0.13047	50	28	Y	2000-2100	300	0.098267143	0.090203295	1.941563781	0.116068638
Ping Kong Road	35b/36b	LD	0.13047	50	29	Y	2100-2200	200	0.096503509	0.088562438	1.894217098	0.117305032
Ping Kong Road	35b/36b	LD	0.13047	50	29	Y	2200-2300	200	0.096256885	0.088332398	1.890606738	0.117289193
Ping Kong Road	35b/36b	LD	0.13047	50	30	Y	2300-0000	250	0.098415946	0.090306382	1.911574744	0.118202448
Ping Kong Road	35d/36d	LD	0.05136	50	30	Y	0000-0100	100	0.017751609	0.01598943	0.27400017	0.012128521
Ping Kong Road	35d/36d	LD	0.05136	50	30	Y	0100-0200	100	0.018051797	0.016238104	0.283921044	0.0125518
Ping Kong Road	35d/36d	LD	0.05136	50	30	Y	0200-0300	100	0.01788982	0.016108079	0.274377849	0.012192682
Ping Kong Road	35d/36d	LD	0.05136	50	30	Y	0300-0400	100	0.018578513	0.016700901	0.274536601	0.012458947
Ping Kong Road	35d/36d	LD	0.05136	50	30	Y	0400-0500	100	0.017511088	0.0157805	0.275768752	0.012092704
Ping Kong Road	35d/36d	LD	0.05136	50	30	Y	0500-0600	100	0.018359711	0.016572342	0.305664692	0.018804802

Traffic Data and Composite Emission Factors

Operation (2029 Traffic x 2029 Vehicle EFs)									Composite Emission Factor (g/mile-veh)			
Road Name	Road ID	Road Type	Road Length (km)	Speed Limit (km/hr)	Average Speed (km/hr)	Start Emission Estimated by Broad Brush Approach (Y/N)	Hour	Total Vehicle (Veh/hr)	RSP	FSP	Res NOx	NO2
Ping Kong Road	35d/36d	LD	0.05136	50	30	Y	0600-0700	100	0.018483551	0.016657764	0.28503661	0.015701399
Ping Kong Road	35d/36d	LD	0.05136	50	30	Y	0700-0800	250	0.020162672	0.018206941	0.349089544	0.034002431
Ping Kong Road	35d/36d	LD	0.05136	50	28	Y	0800-0900	550	0.020447451	0.018497604	0.342426152	0.032454302
Ping Kong Road	35d/36d	LD	0.05136	50	29	Y	0900-1000	400	0.020120779	0.018174149	0.350869102	0.034431707
Ping Kong Road	35d/36d	LD	0.05136	50	29	Y	1000-1100	400	0.020082254	0.018140822	0.349279142	0.034199725
Ping Kong Road	35d/36d	LD	0.05136	50	29	Y	1100-1200	400	0.020095388	0.018160396	0.34861094	0.034924956
Ping Kong Road	35d/36d	LD	0.05136	50	30	Y	1200-1300	350	0.020168538	0.018207368	0.347754077	0.036505708
Ping Kong Road	35d/36d	LD	0.05136	50	30	Y	1300-1400	300	0.02076618	0.018778659	0.353580259	0.041062045
Ping Kong Road	35d/36d	LD	0.05136	50	29	Y	1400-1500	350	0.020906684	0.018922117	0.344380856	0.039133437
Ping Kong Road	35d/36d	LD	0.05136	50	29	Y	1500-1600	350	0.021559859	0.019524341	0.372181512	0.047794865
Ping Kong Road	35d/36d	LD	0.05136	50	29	Y	1600-1700	350	0.021567204	0.019524959	0.37074563	0.046820788
Ping Kong Road	35d/36d	LD	0.05136	50	29	Y	1700-1800	450	0.021395842	0.019363373	0.36308175	0.044471543
Ping Kong Road	35d/36d	LD	0.05136	50	30	Y	1800-1900	350	0.020662662	0.018683068	0.360448646	0.041471188
Ping Kong Road	35d/36d	LD	0.05136	50	29	Y	1900-2000	350	0.021723981	0.019663188	0.373264201	0.04748862
Ping Kong Road	35d/36d	LD	0.05136	50	30	Y	2000-2100	300	0.020848574	0.018859463	0.35851002	0.04263142
Ping Kong Road	35d/36d	LD	0.05136	50	30	Y	2100-2200	250	0.021689419	0.019614193	0.37278839	0.048385357
Ping Kong Road	35d/36d	LD	0.05136	50	30	Y	2200-2300	250	0.021568768	0.019513912	0.372487454	0.048645956
Ping Kong Road	35d/36d	LD	0.05136	50	30	Y	2300-0000	200	0.019522563	0.017618781	0.3078744	0.029218228
Ping Kong Road	35e/36e	LD	0.37785	50	30	Y	0000-0100	100	0.017060985	0.015369151	0.299756894	0.01267036
Ping Kong Road	35e/36e	LD	0.37785	50	30	Y	0100-0200	100	0.01808034	0.016250585	0.296172323	0.01294468
Ping Kong Road	35e/36e	LD	0.37785	50	30	Y	0200-0300	100	0.019020609	0.017017206	0.339642419	0.014657217
Ping Kong Road	35e/36e	LD	0.37785	50	30	Y	0300-0400	100	0.020188746	0.017969537	0.393674186	0.016785775
Ping Kong Road	35e/36e	LD	0.37785	50	30	Y	0400-0500	100	0.01426001	0.012884277	0.373200566	0.013900029
Ping Kong Road	35e/36e	LD	0.37785	50	30	Y	0500-0600	100	0.018089213	0.016395819	0.457290855	0.035881322
Ping Kong Road	35e/36e	LD	0.37785	50	30	Y	0600-0700	100	0.020945604	0.018873812	0.402687404	0.033097318
Ping Kong Road	35e/36e	LD	0.37785	50	30	Y	0700-0800	100	0.02042857	0.018499557	0.424275347	0.044880221
Ping Kong Road	35e/36e	LD	0.37785	50	30	Y	0800-0900	150	0.021813741	0.019765687	0.466209323	0.060010167
Ping Kong Road	35e/36e	LD	0.37785	50	30	Y	0900-1000	100	0.022636957	0.02055487	0.500617363	0.071764495
Ping Kong Road	35e/36e	LD	0.37785	50	30	Y	1000-1100	100	0.022636957	0.02055487	0.500617363	0.071764495
Ping Kong Road	35e/36e	LD	0.37785	50	30	Y	1100-1200	100	0.022873748	0.020763347	0.511626162	0.073465517
Ping Kong Road	35e/36e	LD	0.37785	50	30	Y	1200-1300	100	0.023586394	0.021403222	0.517798999	0.078825278
Ping Kong Road	35e/36e	LD	0.37785	50	30	Y	1300-1400	100	0.02349899	0.021306714	0.502237477	0.063937435
Ping Kong Road	35e/36e	LD	0.37785	50	30	Y	1400-1500	100	0.023268504	0.021125382	0.503482247	0.064426978
Ping Kong Road	35e/36e	LD	0.37785	50	30	Y	1500-1600	100	0.023069611	0.020958113	0.493436564	0.063408157
Ping Kong Road	35e/36e	LD	0.37785	50	30	Y	1600-1700	100	0.02299098	0.020888943	0.48999006	0.062946359
Ping Kong Road	35e/36e	LD	0.37785	50	30	Y	1700-1800	100	0.022909411	0.02083386	0.495246125	0.063885793
Ping Kong Road	35e/36e	LD	0.37785	50	30	Y	1800-1900	100	0.022987432	0.020897434	0.502337028	0.066322787
Ping Kong Road	35e/36e	LD	0.37785	50	30	Y	1900-2000	100	0.023069611	0.020958113	0.493436564	0.063408157
Ping Kong Road	35e/36e	LD	0.37785	50	30	Y	2000-2100	100	0.022872119	0.020843664	0.486225846	0.067652514
Ping Kong Road	35e/36e	LD	0.37785	50	30	Y	2100-2200	100	0.022985426	0.020939597	0.520068048	0.072656673
Ping Kong Road	35e/36e	LD	0.37785	50	30	Y	2200-2300	100	0.02331099	0.021236076	0.512731303	0.073173451
Ping Kong Road	35e/36e	LD	0.37785	50	30	Y	2300-0000	100	0.018900832	0.017089465	0.376235412	0.042389452
Po Ping Road	37/38	LD	0.09988	50	30	Y	0000-0100	200	0.075645947	0.06932398	1.496696177	0.097690986
Po Ping Road	37/38	LD	0.09988	50	30	Y	0100-0200	150	0.019667674	0.017785611	0.413815114	0.043383133
Po Ping Road	37/38	LD	0.09988	50	30	Y	0200-0300	100	0.020090753	0.018159164	0.411142633	0.038605611
Po Ping Road	37/38	LD	0.09988	50	30	Y	0300-0400	100	0.021204273	0.019143989	0.447112151	0.044643695
Po Ping Road	37/38	LD	0.09988	50	30	Y	0400-0500	100	0.021735513	0.019647471	0.441267636	0.048855193
Po Ping Road	37/38	LD	0.09988	50	30	Y	0500-0600	100	0.076989576	0.070536018	1.509883175	0.098076263
Po Ping Road	37/38	LD	0.09988	50	30	Y	0600-0700	200	0.075182696	0.068922264	1.494727558	0.096743628
Po Ping Road	37/38	LD	0.09988	50	30	Y	0700-0800	400	0.07557333	0.069271615	1.507857248	0.10734086
Po Ping Road	37/38	LD	0.09988	50	28	Y	0800-0900	800	0.073852675	0.067710474	1.496635098	0.107921891
Po Ping Road	37/38	LD	0.09988	50	29	Y	0900-1000	650	0.07557781	0.06927933	1.516849526	0.106657282
Po Ping Road	37/38	LD	0.09988	50	29	Y	1000-1100	650	0.07538227	0.069100727	1.512379878	0.106339883
Po Ping Road	37/38	LD	0.09988	50	29	Y	1100-1200	650	0.07547019	0.069184664	1.516431993	0.107587649
Po Ping Road	37/38	LD	0.09988	50	29	Y	1200-1300	550	0.074767857	0.068533004	1.512147371	0.111086077
Po Ping Road	37/38	LD	0.09988	50	29	Y	1300-1400	500	0.078060392	0.071571195	1.609638101	0.127701024
Po Ping Road	37/38	LD	0.09988	50	29	Y	1400-1500	550	0.07831467	0.071812287	1.610456057	0.123889855
Po Ping Road	37/38	LD	0.09988	50	29	Y	1500-1600	600	0.077687974	0.071230499	1.604447628	0.127926602
Po Ping Road	37/38	LD	0.09988	50	29	Y	1600-1700	600	0.077543002	0.071099388	1.598408227	0.126154746
Po Ping Road	37/38	LD	0.09988	50	29	Y	1700-1800	650	0.078371078	0.071866517	1.618263963	0.12874466
Po Ping Road	37/38	LD	0.09988	50	29	Y	1800-1900	600	0.076174891	0.069838804	1.571121969	0.124487717
Po Ping Road	37/38	LD	0.09988	50	29	Y	1900-2000	600	0.07737254	0.070944505	1.597258608	0.127016563
Po Ping Road	37/38	LD	0.09988	50	30	Y	2000-2100	450	0.077731641	0.071268229	1.586685496	0.12521257
Po Ping Road	37/38	LD	0.09988	50	30	Y	2100-2200	350	0.077704491	0.071236835	1.589929574	0.125106584
Po Ping Road	37/38	LD	0.09988	50	30	Y	2200-2300	350	0.077953427	0.071481721	1.59440964	0.126602443
Po Ping Road	37/38	LD	0.09988	50	30	Y	2300-0000	300	0.076729178	0.070349375	1.576348841	0.12652568
Po Ping Road	39/40	LD	0.04557	50	30	Y	0000-0100	200	0.05893186	0.05394084	1.18149109	0.082473588
Po Ping Road	39/40	LD	0.04557	50	30	Y	0100-0200	100	0.020151109	0.018219475	0.428675975	0.04797428
Po Ping Road	39/40	LD	0.04557	50	30	Y	0200-0300	100	0.020308202	0.018361513	0.422668732	0.040991222
Po Ping Road	39/40	LD	0.04557	50	30	Y	0300-0400	100	0.020802332	0.018832849	0.450890979	0.047467541
Po Ping Road	39/40	LD	0.04557	50	30	Y	0400-0500	100	0.022173719	0.020057266	0.458946315	0.053392953
Po Ping Road	39/40	LD	0.04557	50	30	Y	0500-0600	100	0.060232922	0.055118478	1.191533233	0.086135461
Po Ping Road	39/40	LD	0.04557	50	30	Y	0600-0700	100	0.059281099	0.054242348	1.185629857	0.082017681
Po Ping Road	39/40	LD	0.04557	50	29	Y	0700-0800	400	0.060572917	0.055454751	1.235518221	0.099233519
Po Ping Road	39/40	LD	0.04557	50	26	Y	0800-0900	650	0.054560437	0.049867636	1.137617269	0.09600472
Po Ping Road	39/40	LD	0.04557	50	27	Y	0900-1000	550	0.06648028	0.06092407	1.370177097	0.106245017
Po Ping Road	39/40	LD	0.04557	50	27	Y	1000-1100	600	0.063052887	0.057770527	1.298435354	0.101816981
Po Ping Road	39/40	LD	0.04557	50	27	Y	1100-1200	500	0.063016324	0.057726834	1.301122379	0.103004598
Po Ping Road	39/40	LD	0.04557	50	28	Y	1200-1300	500	0.061770869	0.056574128	1.271930931	0.102624895
Po Ping Road	39/40	LD	0.04557	50	28	Y	1300-1400	400	0.04873514	0.04458265	1.057917103	0.108616633
Po Ping Road	39/40	LD	0.04557	50	28	Y	1400-1500	500	0.049082879	0.044901914	1.068756378	0.110542259
Po Ping Road	39/40	LD	0.04557	50	28	Y	1500-1600	500	0.0490302	0.044847756	1.064795203	0.10749502
Po Ping Road	39/40	LD	0.04557	50	28	Y	1600-1700	500	0.048936959	0.044765386	1.064948235	0.108843645
Po Ping Road	39/40	LD	0.04557	50	27	Y	1700-1800	600	0.050249971	0.045993929	1.100267234	0.115733287
Po Ping Road	39/40	LD	0.04557	50	27	Y	1800-1900	550	0.056542049	0.051781971	1.217478049	0.116775181
Po Ping Road	39/40	LD	0.04557	50	28	Y	1900-2000	500	0.048835153	0.044673616	1.062739754	0.109625415
Po Ping Road	39/40	LD	0.04557	50	28	Y	2000-2100	400	0.048863137	0.044699805	1.067674929	0.112527903
Po Ping Road	39/40	LD	0.04557	50	29	Y	2100-2200	300	0.04824589	0.044104632	1.038431895	0.103262889
Po Ping Road	39/40	LD	0.04557	50	29	Y	2200-2300	300	0.04850955	0.044354334	1.041707822	0.104022363

Traffic Data and Composite Emission Factors

Operation (2029 Traffic x 2029 Vehicle EFs)									Composite Emission Factor (g/mile-veh)			
Road Name	Road ID	Road Type	Road Length (km)	Speed Limit (km/hr)	Average Speed (km/hr)	Start Emission Estimated by Broad Brush Approach (Y/N)	Hour	Total Vehicle (Veh/hr)	RSP	FSP	Res NOx	NO2
Po Ping Road	39/40	LD	0.04557	50	30	Y	2300-0000	300	0.047784791	0.043678569	1.026948022	0.103976478
Po Ping Road	41/42	LD	0.20141	50	30	Y	0000-0100	100	0.02166111	0.019598215	0.485717026	0.060865729
Po Ping Road	41/42	LD	0.20141	50	30	Y	0100-0200	100	0.022330436	0.020215058	0.504965549	0.068058464
Po Ping Road	41/42	LD	0.20141	50	30	Y	0200-0300	100	0.021491023	0.019470808	0.490603579	0.066853137
Po Ping Road	41/42	LD	0.20141	50	30	Y	0300-0400	100	0.022730839	0.020530479	0.498866864	0.05583929
Po Ping Road	41/42	LD	0.20141	50	30	Y	0400-0500	100	0.022734888	0.020604761	0.521937313	0.06336362
Po Ping Road	41/42	LD	0.20141	50	30	Y	0500-0600	100	0.021100434	0.019072959	0.446177186	0.045087014
Po Ping Road	41/42	LD	0.20141	50	30	Y	0600-0700	100	0.02280833	0.02064292	0.509832718	0.070387015
Po Ping Road	41/42	LD	0.20141	50	30	Y	0700-0800	250	0.023633492	0.021423165	0.552734089	0.083989501
Po Ping Road	41/42	LD	0.20141	50	28	Y	0800-0900	450	0.023464632	0.021291371	0.532886537	0.076921165
Po Ping Road	41/42	LD	0.20141	50	29	Y	0900-1000	450	0.023855546	0.021636924	0.563289208	0.085311639
Po Ping Road	41/42	LD	0.20141	50	29	Y	1000-1100	450	0.023830957	0.021615279	0.562016058	0.085100294
Po Ping Road	41/42	LD	0.20141	50	29	Y	1100-1200	400	0.023820801	0.021594854	0.556078777	0.08322022
Po Ping Road	41/42	LD	0.20141	50	29	Y	1200-1300	350	0.024032718	0.02178745	0.568672143	0.086215356
Po Ping Road	41/42	LD	0.20141	50	30	Y	1300-1400	350	0.025939946	0.023575752	0.671204209	0.114049672
Po Ping Road	41/42	LD	0.20141	50	29	Y	1400-1500	350	0.026316095	0.023923751	0.678278957	0.117938054
Po Ping Road	41/42	LD	0.20141	50	29	Y	1500-1600	350	0.026149641	0.023776926	0.675536622	0.116180092
Po Ping Road	41/42	LD	0.20141	50	29	Y	1600-1700	350	0.025993915	0.023623806	0.664368053	0.112918256
Po Ping Road	41/42	LD	0.20141	50	29	Y	1700-1800	450	0.026213786	0.023830931	0.670166944	0.115080081
Po Ping Road	41/42	LD	0.20141	50	29	Y	1800-1900	400	0.02500435	0.022713207	0.626052574	0.102081925
Po Ping Road	41/42	LD	0.20141	50	29	Y	1900-2000	350	0.026225803	0.023831427	0.671168367	0.114589263
Po Ping Road	41/42	LD	0.20141	50	30	Y	2000-2100	300	0.02450383	0.022235811	0.606710677	0.094757167
Po Ping Road	41/42	LD	0.20141	50	30	Y	2100-2200	250	0.025434234	0.023097826	0.647176569	0.106242783
Po Ping Road	41/42	LD	0.20141	50	30	Y	2200-2300	250	0.025414913	0.023094053	0.646524576	0.107399532
Po Ping Road	41/42	LD	0.20141	50	30	Y	2300-0000	200	0.024744288	0.022488721	0.630693159	0.107005334
Po Shek Wu Road	43	PD	0.03781	50	50	N	0000-0100	600	0.033226758	0.030519133	0.645902715	0.07549444
Po Shek Wu Road	43	PD	0.03781	50	50	N	0100-0200	450	0.015679565	0.014365471	0.362396492	0.064257083
Po Shek Wu Road	43	PD	0.03781	50	50	N	0200-0300	350	0.01570929	0.014392202	0.362584431	0.064965258
Po Shek Wu Road	43	PD	0.03781	50	50	N	0300-0400	300	0.015905195	0.014572739	0.364845591	0.065943723
Po Shek Wu Road	43	PD	0.03781	50	50	N	0400-0500	250	0.015728779	0.014410131	0.363675357	0.064475841
Po Shek Wu Road	43	PD	0.03781	50	50	N	0500-0600	250	0.032954859	0.030268622	0.642607985	0.075992258
Po Shek Wu Road	43	PD	0.03781	50	50	N	0600-0700	450	0.033004733	0.030314521	0.642539862	0.075004749
Po Shek Wu Road	43	PD	0.03781	50	46	N	0700-0800	1200	0.034600268	0.031804178	0.686405011	0.081590007
Po Shek Wu Road	43	PD	0.03781	50	40	N	0800-0900	1900	0.037698384	0.034674121	0.769704705	0.092357774
Po Shek Wu Road	43	PD	0.03781	50	40	N	0900-1000	1850	0.037692124	0.034668376	0.769697028	0.092457231
Po Shek Wu Road	43	PD	0.03781	50	40	N	1000-1100	1850	0.03776036	0.034731076	0.770698732	0.092540853
Po Shek Wu Road	43	PD	0.03781	50	41	N	1100-1200	1800	0.037158015	0.034253294	0.754864831	0.090532858
Po Shek Wu Road	43	PD	0.03781	50	43	N	1200-1300	1550	0.036210449	0.03328994	0.727184275	0.086764965
Po Shek Wu Road	43	PD	0.03781	50	43	N	1300-1400	1450	0.036838721	0.033868467	0.740573953	0.091090673
Po Shek Wu Road	43	PD	0.03781	50	42	N	1400-1500	1600	0.037285539	0.034288892	0.753086506	0.092649548
Po Shek Wu Road	43	PD	0.03781	50	41	N	1500-1600	1700	0.037802042	0.034843778	0.768766119	0.094773383
Po Shek Wu Road	43	PD	0.03781	50	41	N	1600-1700	1750	0.03769758	0.034747926	0.766450305	0.094455859
Po Shek Wu Road	43	PD	0.03781	50	40	N	1700-1800	1900	0.038444782	0.035361166	0.785276283	0.096847844
Po Shek Wu Road	43	PD	0.03781	50	38	N	1800-1900	2100	0.039584922	0.036405115	0.816907488	0.101376779
Po Shek Wu Road	43	PD	0.03781	50	41	N	1900-2000	1750	0.037879419	0.03491504	0.770049346	0.094627496
Po Shek Wu Road	43	PD	0.03781	50	44	N	2000-2100	1350	0.036310357	0.033362055	0.726945239	0.089118953
Po Shek Wu Road	43	PD	0.03781	50	47	N	2100-2200	1050	0.034750822	0.032002208	0.686955551	0.083922735
Po Shek Wu Road	43	PD	0.03781	50	47	N	2200-2300	1050	0.034770135	0.032020023	0.687463589	0.083843668
Po Shek Wu Road	43	PD	0.03781	50	48	N	2300-0000	850	0.034347167	0.031566655	0.674799452	0.08223706
Po Shek Wu Road	44	PD	0.04411	50	50	N	0000-0100	450	0.028029896	0.025734811	0.55513861	0.061248414
Po Shek Wu Road	44	PD	0.04411	50	50	N	0100-0200	350	0.012971683	0.011871841	0.308971903	0.051314577
Po Shek Wu Road	44	PD	0.04411	50	50	N	0200-0300	300	0.012928102	0.011831012	0.309854613	0.051781593
Po Shek Wu Road	44	PD	0.04411	50	50	N	0300-0400	200	0.012952419	0.011854364	0.309662071	0.050923861
Po Shek Wu Road	44	PD	0.04411	50	50	N	0400-0500	200	0.012700975	0.011623101	0.306099691	0.050592465
Po Shek Wu Road	44	PD	0.04411	50	50	N	0500-0600	200	0.027604418	0.025343306	0.549332161	0.060465291
Po Shek Wu Road	44	PD	0.04411	50	50	N	0600-0700	400	0.028406547	0.026081077	0.563040956	0.063274594
Po Shek Wu Road	44	PD	0.04411	50	48	N	0700-0800	1000	0.028620493	0.026292722	0.572160014	0.063818166
Po Shek Wu Road	44	PD	0.04411	50	44	N	0800-0900	1500	0.030048094	0.027600105	0.611312006	0.06884978
Po Shek Wu Road	44	PD	0.04411	50	44	N	0900-1000	1500	0.030107768	0.027654903	0.612273122	0.068667393
Po Shek Wu Road	44	PD	0.04411	50	44	N	1000-1100	1500	0.030078993	0.027628526	0.611752886	0.068682215
Po Shek Wu Road	44	PD	0.04411	50	44	N	1100-1200	1450	0.02998055	0.02753792	0.610100492	0.068717621
Po Shek Wu Road	44	PD	0.04411	50	46	N	1200-1300	1250	0.029136481	0.026774383	0.58823065	0.065976683
Po Shek Wu Road	44	PD	0.04411	50	47	N	1300-1400	1200	0.022503489	0.020742883	0.470429131	0.052989985
Po Shek Wu Road	44	PD	0.04411	50	46	N	1400-1500	1300	0.022794523	0.020936503	0.477836829	0.053571489
Po Shek Wu Road	44	PD	0.04411	50	45	N	1500-1600	1400	0.023140291	0.021262991	0.485561165	0.05464872
Po Shek Wu Road	44	PD	0.04411	50	45	N	1600-1700	1400	0.023186414	0.021305333	0.486100891	0.054298558
Po Shek Wu Road	44	PD	0.04411	50	44	N	1700-1800	1550	0.023300179	0.021390837	0.492129574	0.0554232
Po Shek Wu Road	44	PD	0.04411	50	42	N	1800-1900	1750	0.02416385	0.022218024	0.512164217	0.057950192
Po Shek Wu Road	44	PD	0.04411	50	45	N	1900-2000	1400	0.023245671	0.021359857	0.486704942	0.054623099
Po Shek Wu Road	44	PD	0.04411	50	47	N	2000-2100	1100	0.022435655	0.020680634	0.469316543	0.052165985
Po Shek Wu Road	44	PD	0.04411	50	49	N	2100-2200	850	0.02184773	0.020150934	0.453827138	0.050952781
Po Shek Wu Road	44	PD	0.04411	50	49	N	2200-2300	850	0.021931464	0.020227764	0.455776569	0.050582004
Po Shek Wu Road	44	PD	0.04411	50	50	N	2300-0000	700	0.021795893	0.019995584	0.448788025	0.049821444
Fanling Highway Slip Roa	45	EX	0.23927	100	98	N	0000-0100	300	0.013072283	0.012066668	0.271465337	0.040144442
Fanling Highway Slip Roa	45	EX	0.23927	100	98	N	0100-0200	250	0.010870555	0.010040601	0.23818568	0.036933238
Fanling Highway Slip Roa	45	EX	0.23927	100	98	N	0200-0300	200	0.010945792	0.010110044	0.2390943	0.037277782
Fanling Highway Slip Roa	45	EX	0.23927	100	99	N	0300-0400	150	0.011524706	0.010628478	0.24367541	0.037404132
Fanling Highway Slip Roa	45	EX	0.23927	100	99	N	0400-0500	100	0.010223889	0.009433299	0.226009094	0.033742713
Fanling Highway Slip Roa	45	EX	0.23927	100	99	N	0500-0600	100	0.012615664	0.01163324	0.262170233	0.035837371
Fanling Highway Slip Roa	45	EX	0.23927	100	98	N	0600-0700	250	0.013374308	0.0123442	0.276960072	0.039474344
Fanling Highway Slip Roa	45	EX	0.23927	100	95	N	0700-0800	600	0.012839491	0.011837353	0.270433828	0.03841097
Fanling Highway Slip Roa	45	EX	0.23927	100	86	N	0800-0900	1050	0.012747887	0.011737525	0.269772291	0.038592391
Fanling Highway Slip Roa	45	EX	0.23927	100	88	N	0900-1000	950	0.012679088	0.011680184	0.267979932	0.038480719
Fanling Highway Slip Roa	45	EX	0.23927	100	88	N	1000-1100	950	0.012668498	0.011670528	0.26756213	0.038438506
Fanling Highway Slip Roa	45	EX	0.23927	100	89	N	1100-1200	900	0.012829111	0.011816303	0.270287394	0.039049831
Fanling Highway Slip Roa	45	EX	0.23927	100	92	N	1200-1300	800	0.012782826	0.011680361	0.268378502	0.038386186
Fanling Highway Slip Roa	45	EX	0.23927	100	93	N	1300-1400	750	0.013404468	0.012344602	0.277594845	0.036423172
Fanling Highway Slip Roa	45	EX	0.23927	100	91	N	1400-1500	800	0.013250743	0.012193034	0.277835362	0.036956171
Fanling Highway Slip Roa	45	EX	0.23927	100	90	N	1500-1600	850	0.013015441	0.011976384	0.273757525	0.036406773

Traffic Data and Composite Emission Factors

Operation (2029 Traffic x 2029 Vehicle EFs)									Composite Emission Factor (g/mile-veh)			
Road Name	Road ID	Road Type	Road Length (km)	Speed Limit (km/hr)	Average Speed (km/hr)	Start Emission Estimated by Broad Brush Approach (Y/N)	Hour	Total Vehicle (Veh/hr)	RSP	FSP	Res NOx	NO2
Fanling Highway Slip Roa	45	EX	0.23927	100	89	N	1600-1700	900	0.01326093	0.012213955	0.278002557	0.036893052
Fanling Highway Slip Roa	45	EX	0.23927	100	88	N	1700-1800	950	0.013065121	0.012035399	0.274313956	0.036540558
Fanling Highway Slip Roa	45	EX	0.23927	100	87	N	1800-1900	1000	0.013132199	0.012096763	0.275655811	0.036566999
Fanling Highway Slip Roa	45	EX	0.23927	100	90	N	1900-2000	900	0.013047097	0.012005207	0.274147968	0.036986427
Fanling Highway Slip Roa	45	EX	0.23927	100	94	N	2000-2100	700	0.013193869	0.012151448	0.27434146	0.036251455
Fanling Highway Slip Roa	45	EX	0.23927	100	95	N	2100-2200	550	0.013145894	0.012119648	0.274516138	0.037076131
Fanling Highway Slip Roa	45	EX	0.23927	100	96	N	2200-2300	550	0.013138105	0.012097841	0.27334349	0.036350349
Fanling Highway Slip Roa	45	EX	0.23927	100	96	N	2300-0000	450	0.013233829	0.012186049	0.276032752	0.036797409
Fanling Highway Slip Roa	46	EX	0.21539	100	97	N	0000-0100	400	0.010835407	0.009884736	0.235038447	0.036263397
Fanling Highway Slip Roa	46	EX	0.21539	100	97	N	0100-0200	350	0.010594762	0.009663065	0.23252433	0.035927092
Fanling Highway Slip Roa	46	EX	0.21539	100	98	N	0200-0300	250	0.010809207	0.009984579	0.238072125	0.037711726
Fanling Highway Slip Roa	46	EX	0.21539	100	98	N	0300-0400	200	0.010799278	0.009975342	0.23553023	0.035965765
Fanling Highway Slip Roa	46	EX	0.21539	100	99	N	0400-0500	150	0.01098292	0.01013066	0.237633788	0.03625918
Fanling Highway Slip Roa	46	EX	0.21539	100	99	N	0500-0600	150	0.011008589	0.010154011	0.238641366	0.036395765
Fanling Highway Slip Roa	46	EX	0.21539	100	97	N	0600-0700	300	0.01092516	0.00996715	0.236196096	0.037143997
Fanling Highway Slip Roa	46	EX	0.21539	100	91	N	0700-0800	850	0.010444144	0.009610777	0.232722311	0.036196271
Fanling Highway Slip Roa	46	EX	0.21539	100	78	N	0800-0900	1400	0.010369084	0.009543329	0.235472101	0.03650747
Fanling Highway Slip Roa	46	EX	0.21539	100	81	N	0900-1000	1250	0.010355598	0.009529248	0.234338929	0.036394381
Fanling Highway Slip Roa	46	EX	0.21539	100	81	N	1000-1100	1250	0.010330299	0.009505783	0.234014502	0.036286072
Fanling Highway Slip Roa	46	EX	0.21539	100	82	N	1100-1200	1250	0.010346408	0.009519849	0.234097834	0.036566517
Fanling Highway Slip Roa	46	EX	0.21539	100	86	N	1200-1300	1050	0.01042974	0.009604485	0.232551673	0.036068843
Fanling Highway Slip Roa	46	EX	0.21539	100	88	N	1300-1400	1000	0.009186892	0.008467354	0.212896014	0.031095519
Fanling Highway Slip Roa	46	EX	0.21539	100	86	N	1400-1500	1100	0.009109563	0.00839112	0.212674584	0.030978086
Fanling Highway Slip Roa	46	EX	0.21539	100	84	N	1500-1600	1150	0.009054041	0.008323302	0.213721929	0.031437537
Fanling Highway Slip Roa	46	EX	0.21539	100	83	N	1600-1700	1200	0.009000626	0.008286786	0.213120421	0.031334217
Fanling Highway Slip Roa	46	EX	0.21539	100	81	N	1700-1800	1300	0.009049438	0.00832784	0.214242278	0.031506498
Fanling Highway Slip Roa	46	EX	0.21539	100	81	N	1800-1900	1350	0.009020293	0.008301077	0.213734933	0.031275154
Fanling Highway Slip Roa	46	EX	0.21539	100	84	N	1900-2000	1200	0.008966991	0.008243108	0.212257571	0.031149738
Fanling Highway Slip Roa	46	EX	0.21539	100	89	N	2000-2100	950	0.009178556	0.008458117	0.21288322	0.031126258
Fanling Highway Slip Roa	46	EX	0.21539	100	93	N	2100-2200	750	0.009305114	0.008572541	0.213382261	0.031262183
Fanling Highway Slip Roa	46	EX	0.21539	100	94	N	2200-2300	700	0.009283919	0.008553969	0.21379913	0.031420897
Fanling Highway Slip Roa	46	EX	0.21539	100	95	N	2300-0000	600	0.00925022	0.008535703	0.213250343	0.030714588
Fanling Highway Slip Roa	47	EX	0.2288	100	98	N	0000-0100	200	0.023542611	0.021698061	0.44036982	0.040581363
Fanling Highway Slip Roa	47	EX	0.2288	100	99	N	0100-0200	200	0.009505574	0.008769943	0.212648996	0.029327639
Fanling Highway Slip Roa	47	EX	0.2288	100	99	N	0200-0300	150	0.009476172	0.008743582	0.211813891	0.030408056
Fanling Highway Slip Roa	47	EX	0.2288	100	99	N	0300-0400	100	0.00829789	0.007659995	0.196300378	0.02506225
Fanling Highway Slip Roa	47	EX	0.2288	100	99	N	0400-0500	100	0.008185462	0.007554856	0.198101154	0.025974345
Fanling Highway Slip Roa	47	EX	0.2288	100	99	N	0500-0600	100	0.022587191	0.020804795	0.424895865	0.035885233
Fanling Highway Slip Roa	47	EX	0.2288	100	98	N	0600-0700	200	0.022378974	0.020627815	0.420787998	0.03752575
Fanling Highway Slip Roa	47	EX	0.2288	100	96	N	0700-0800	450	0.022745535	0.020937437	0.428981683	0.03917441
Fanling Highway Slip Roa	47	EX	0.2288	100	91	N	0800-0900	800	0.022696047	0.020883347	0.43020192	0.039087055
Fanling Highway Slip Roa	47	EX	0.2288	100	93	N	0900-1000	700	0.022803954	0.020992589	0.429368586	0.039335827
Fanling Highway Slip Roa	47	EX	0.2288	100	93	N	1000-1100	700	0.023062559	0.021230643	0.433767518	0.039424551
Fanling Highway Slip Roa	47	EX	0.2288	100	93	N	1100-1200	700	0.022741157	0.020934556	0.429102561	0.039338274
Fanling Highway Slip Roa	47	EX	0.2288	100	95	N	1200-1300	600	0.022702613	0.020912524	0.429567356	0.03936935
Fanling Highway Slip Roa	47	EX	0.2288	100	95	N	1300-1400	550	0.016627807	0.01532427	0.332511231	0.027469474
Fanling Highway Slip Roa	47	EX	0.2288	100	95	N	1400-1500	600	0.016878607	0.015555114	0.338233254	0.028178487
Fanling Highway Slip Roa	47	EX	0.2288	100	95	N	1500-1600	650	0.016938925	0.015610733	0.337552517	0.028460878
Fanling Highway Slip Roa	47	EX	0.2288	100	94	N	1600-1700	700	0.016945057	0.015602316	0.338340822	0.028357752
Fanling Highway Slip Roa	47	EX	0.2288	100	93	N	1700-1800	750	0.016907076	0.015566975	0.338064128	0.028581917
Fanling Highway Slip Roa	47	EX	0.2288	100	93	N	1800-1900	750	0.016784589	0.015454209	0.335696541	0.0281187
Fanling Highway Slip Roa	47	EX	0.2288	100	95	N	1900-2000	650	0.01670417	0.015394663	0.335024109	0.028149937
Fanling Highway Slip Roa	47	EX	0.2288	100	96	N	2000-2100	550	0.016780791	0.015450217	0.336625905	0.027844548
Fanling Highway Slip Roa	47	EX	0.2288	100	97	N	2100-2200	400	0.017340746	0.015865026	0.342125774	0.028665989
Fanling Highway Slip Roa	47	EX	0.2288	100	97	N	2200-2300	400	0.016884497	0.015445599	0.335170318	0.028524721
Fanling Highway Slip Roa	47	EX	0.2288	100	97	N	2300-0000	350	0.017079952	0.015624767	0.339616243	0.028605188
Fanling Highway Slip Roa	48	EX	0.17473	100	97	N	0000-0100	450	0.029332049	0.026913205	0.531237566	0.054642234
Fanling Highway Slip Roa	48	EX	0.17473	100	98	N	0100-0200	350	0.013039726	0.012037475	0.267557576	0.044485117
Fanling Highway Slip Roa	48	EX	0.17473	100	99	N	0200-0300	250	0.012951775	0.011943811	0.267030001	0.044389039
Fanling Highway Slip Roa	48	EX	0.17473	100	99	N	0300-0400	200	0.012591169	0.011611996	0.263365653	0.042756408
Fanling Highway Slip Roa	48	EX	0.17473	100	99	N	0400-0500	200	0.013109378	0.012088008	0.269054894	0.04425321
Fanling Highway Slip Roa	48	EX	0.17473	100	99	N	0500-0600	200	0.029937629	0.027569801	0.539239016	0.054864661
Fanling Highway Slip Roa	48	EX	0.17473	100	98	N	0600-0700	350	0.029448581	0.027132236	0.534488232	0.054492034
Fanling Highway Slip Roa	48	EX	0.17473	100	95	N	0700-0800	950	0.029310017	0.026989487	0.533067568	0.054798517
Fanling Highway Slip Roa	48	EX	0.17473	100	86	N	0800-0900	1500	0.029008989	0.026697295	0.530336269	0.054367551
Fanling Highway Slip Roa	48	EX	0.17473	100	87	N	0900-1000	1450	0.02899164	0.026687784	0.529983002	0.054351023
Fanling Highway Slip Roa	48	EX	0.17473	100	87	N	1000-1100	1450	0.028990401	0.026686545	0.529419571	0.05443141
Fanling Highway Slip Roa	48	EX	0.17473	100	88	N	1100-1200	1400	0.029075793	0.02676566	0.530993477	0.054553366
Fanling Highway Slip Roa	48	EX	0.17473	100	91	N	1200-1300	1200	0.028990063	0.026674523	0.529661874	0.054324308
Fanling Highway Slip Roa	48	EX	0.17473	100	91	N	1300-1400	1100	0.030257373	0.027840911	0.54857453	0.05965761
Fanling Highway Slip Roa	48	EX	0.17473	100	90	N	1400-1500	1250	0.030216753	0.027803011	0.547523967	0.059639762
Fanling Highway Slip Roa	48	EX	0.17473	100	89	N	1500-1600	1300	0.030106288	0.027711262	0.546295072	0.059584063
Fanling Highway Slip Roa	48	EX	0.17473	100	88	N	1600-1700	1350	0.030155856	0.02775951	0.547239724	0.059540192
Fanling Highway Slip Roa	48	EX	0.17473	100	86	N	1700-1800	1450	0.030193032	0.027785533	0.54864716	0.059771825
Fanling Highway Slip Roa	48	EX	0.17473	100	84	N	1800-1900	1650	0.030079492	0.027672042	0.548559306	0.059864603
Fanling Highway Slip Roa	48	EX	0.17473	100	88	N	1900-2000	1350	0.030242406	0.027839012	0.548221102	0.05954988
Fanling Highway Slip Roa	48	EX	0.17473	100	93	N	2000-2100	1050	0.03026851	0.02786003	0.547343334	0.059658688
Fanling Highway Slip Roa	48	EX	0.17473	100	95	N	2100-2200	850	0.030226136	0.027831963	0.546712037	0.059722176
Fanling Highway Slip Roa	48	EX	0.17473	100	95	N	2200-2300	800	0.030233507	0.027838626	0.546634901	0.059306982
Fanling Highway Slip Roa	48	EX	0.17473	100	96	N	2300-0000	650	0.030451878	0.028026227	0.549792047	0.059469188
Fanling Highway EB	49	EX	0.49094	100	97	N	0000-0100	1150	0.016959814	0.015524988	0.332707764	0.045817493
Fanling Highway EB	49	EX	0.49094	100	97	N	0100-0200	950	0.012489926	0.011410764	0.260292868	0.042862512
Fanling Highway EB	49	EX	0.49094	100	98	N	0200-0300	750	0.012533104	0.011571376	0.26153768	0.043309137
Fanling Highway EB	49	EX	0.49094	100	98	N	0300-0400	600	0.012362031	0.011414127	0.259774821	0.042945457
Fanling Highway EB	49	EX	0.49094	100	99	N	0400-0500	500	0.012540298	0.011564456	0.261617777	0.043032137
Fanling Highway EB	49	EX	0.49094	100	99	N	0500-0600	500	0.016974781	0.015644288	0.33189144	0.04616297
Fanling Highway EB	49	EX	0.49094	100	97	N	0600-0700	950	0.017064132	0.015621049	0.333738742	0.045904445
Fanling Highway EB	49	EX	0.49094	100	92	N	0700-0800	2450	0.0168582	0.015433899	0.332594273	0.045833103
Fanling Highway EB	49	EX	0.49094	100	79	N	0800-0900	4150	0.01660769	0.015283505	0.334610668	0.046101204

Traffic Data and Composite Emission Factors

Operation (2029 Traffic x 2029 Vehicle EFs)									Composite Emission Factor (g/mile-veh)			
Road Name	Road ID	Road Type	Road Length (km)	Speed Limit (km/hr)	Average Speed (km/hr)	Start Emission Estimated by Broad Brush Approach (Y/N)	Hour	Total Vehicle (Veh/hr)	RSP	FSP	Res NOx	NO2
Fanling Highway EB	49	EX	0.49094	100	82	N	0900-1000	3750	0.016639925	0.015310108	0.33385719	0.04602233
Fanling Highway EB	49	EX	0.49094	100	82	N	1000-1100	3750	0.016625103	0.015296428	0.333969844	0.046081023
Fanling Highway EB	49	EX	0.49094	100	83	N	1100-1200	3650	0.016627324	0.015304781	0.333551398	0.045986844
Fanling Highway EB	49	EX	0.49094	100	87	N	1200-1300	3100	0.016742424	0.015418063	0.332604605	0.045806871
Fanling Highway EB	49	EX	0.49094	100	88	N	1300-1400	2950	0.017071181	0.01572115	0.337808419	0.045521534
Fanling Highway EB	49	EX	0.49094	100	86	N	1400-1500	3250	0.017045399	0.015690364	0.337871199	0.04551801
Fanling Highway EB	49	EX	0.49094	100	85	N	1500-1600	3400	0.017093197	0.015630496	0.338911769	0.045595693
Fanling Highway EB	49	EX	0.49094	100	84	N	1600-1700	3550	0.017024446	0.015658869	0.339426309	0.045777243
Fanling Highway EB	49	EX	0.49094	100	82	N	1700-1800	3800	0.016951043	0.015596346	0.339118811	0.045781475
Fanling Highway EB	49	EX	0.49094	100	81	N	1800-1900	3900	0.016977083	0.015620953	0.339789135	0.045761858
Fanling Highway EB	49	EX	0.49094	100	84	N	1900-2000	3500	0.017005841	0.015641778	0.339198007	0.045698466
Fanling Highway EB	49	EX	0.49094	100	89	N	2000-2100	2750	0.017170075	0.01580989	0.339266468	0.045668918
Fanling Highway EB	49	EX	0.49094	100	94	N	2100-2200	2150	0.017204467	0.015841304	0.338126828	0.045561671
Fanling Highway EB	49	EX	0.49094	100	94	N	2200-2300	2100	0.017300207	0.015929416	0.339519602	0.045464789
Fanling Highway EB	49	EX	0.49094	100	95	N	2300-0000	1750	0.01736722	0.016002303	0.340494736	0.045736768
Fanling Highway WB	50	EX	0.53938	100	97	N	0000-0100	1250	0.015960782	0.014605328	0.316325189	0.044976643
Fanling Highway WB	50	EX	0.53938	100	97	N	0100-0200	1050	0.01241633	0.011342882	0.259388401	0.042595988
Fanling Highway WB	50	EX	0.53938	100	98	N	0200-0300	800	0.012402055	0.01145066	0.259351579	0.042838162
Fanling Highway WB	50	EX	0.53938	100	98	N	0300-0400	650	0.01228599	0.011343864	0.257480218	0.042013148
Fanling Highway WB	50	EX	0.53938	100	99	N	0400-0500	550	0.012372122	0.011409959	0.258954393	0.042621899
Fanling Highway WB	50	EX	0.53938	100	99	N	0500-0600	550	0.015940745	0.014692796	0.316551994	0.045131622
Fanling Highway WB	50	EX	0.53938	100	97	N	0600-0700	1000	0.01605179	0.014689014	0.318060062	0.045024569
Fanling Highway WB	50	EX	0.53938	100	90	N	0700-0800	2600	0.015682027	0.014429684	0.315150239	0.044764434
Fanling Highway WB	50	EX	0.53938	100	75	N	0800-0900	4750	0.015539713	0.01430084	0.319107359	0.045064481
Fanling Highway WB	50	EX	0.53938	100	80	N	0900-1000	4050	0.015511533	0.014278905	0.316654075	0.044833363
Fanling Highway WB	50	EX	0.53938	100	80	N	1000-1100	4050	0.015492334	0.01426125	0.316213951	0.044875286
Fanling Highway WB	50	EX	0.53938	100	81	N	1100-1200	3950	0.015568182	0.014324594	0.317087165	0.044915182
Fanling Highway WB	50	EX	0.53938	100	85	N	1200-1300	3350	0.015680289	0.014329953	0.315749961	0.044906057
Fanling Highway WB	50	EX	0.53938	100	86	N	1300-1400	3150	0.018570526	0.017092022	0.360930717	0.052653036
Fanling Highway WB	50	EX	0.53938	100	83	N	1400-1500	3500	0.018442696	0.016975473	0.361732911	0.052855138
Fanling Highway WB	50	EX	0.53938	100	82	N	1500-1600	3700	0.018417027	0.01694422	0.361648839	0.052722673
Fanling Highway WB	50	EX	0.53938	100	81	N	1600-1700	3850	0.018472549	0.016996105	0.362882433	0.052837676
Fanling Highway WB	50	EX	0.53938	100	79	N	1700-1800	4150	0.018439252	0.016968199	0.36325123	0.052888145
Fanling Highway WB	50	EX	0.53938	100	80	N	1800-1900	3950	0.018431946	0.016966364	0.362715319	0.052830483
Fanling Highway WB	50	EX	0.53938	100	81	N	1900-2000	3750	0.018412891	0.016941226	0.361975262	0.052816787
Fanling Highway WB	50	EX	0.53938	100	87	N	2000-2100	2950	0.018599173	0.017126172	0.361160467	0.052555446
Fanling Highway WB	50	EX	0.53938	100	92	N	2100-2200	2350	0.018653407	0.017089206	0.360356423	0.052591495
Fanling Highway WB	50	EX	0.53938	100	92	N	2200-2300	2300	0.018748906	0.01717714	0.361802644	0.052716766
Fanling Highway WB	50	EX	0.53938	100	95	N	2300-0000	1900	0.018804927	0.01732425	0.362560387	0.052673443
Tai Tau Leng Roundabout	51	LD	0.02892	50	50	N	0000-0100	700	0.018454058	0.016919452	0.393752065	0.044558792
Tai Tau Leng Roundabout	51	LD	0.02892	50	50	N	0100-0200	600	0.01034216	0.009451661	0.261704022	0.03942035
Tai Tau Leng Roundabout	51	LD	0.02892	50	50	N	0200-0300	450	0.01052556	0.009620546	0.263118394	0.040280528
Tai Tau Leng Roundabout	51	LD	0.02892	50	50	N	0300-0400	350	0.010382667	0.009488628	0.262396281	0.039262844
Tai Tau Leng Roundabout	51	LD	0.02892	50	50	N	0400-0500	300	0.010382924	0.009488773	0.260507507	0.039381114
Tai Tau Leng Roundabout	51	LD	0.02892	50	50	N	0500-0600	300	0.018222377	0.016705554	0.390608582	0.044903771
Tai Tau Leng Roundabout	51	LD	0.02892	50	50	N	0600-0700	550	0.018627835	0.017079437	0.396231694	0.044922392
Tai Tau Leng Roundabout	51	LD	0.02892	50	45	N	0700-0800	1500	0.020071079	0.018438463	0.432631515	0.049866956
Tai Tau Leng Roundabout	51	LD	0.02892	50	39	N	0800-0900	2400	0.021971585	0.020208018	0.482462019	0.056688804
Tai Tau Leng Roundabout	51	LD	0.02892	50	40	N	0900-1000	2300	0.021627813	0.019886455	0.473516899	0.055441836
Tai Tau Leng Roundabout	51	LD	0.02892	50	40	N	1000-1100	2300	0.021604445	0.01986497	0.473463774	0.055609643
Tai Tau Leng Roundabout	51	LD	0.02892	50	40	N	1100-1200	2200	0.021584184	0.019846253	0.473272262	0.055560751
Tai Tau Leng Roundabout	51	LD	0.02892	50	42	N	1200-1300	1900	0.020955461	0.019266938	0.45550195	0.052960003
Tai Tau Leng Roundabout	51	LD	0.02892	50	43	N	1300-1400	1800	0.017499814	0.016068334	0.390002036	0.043347294
Tai Tau Leng Roundabout	51	LD	0.02892	50	42	N	1400-1500	2000	0.017751386	0.016319392	0.39631929	0.044190977
Tai Tau Leng Roundabout	51	LD	0.02892	50	41	N	1500-1600	2100	0.018021659	0.016674252	0.404461654	0.04535236
Tai Tau Leng Roundabout	51	LD	0.02892	50	41	N	1600-1700	2150	0.018026439	0.01667863	0.404534702	0.045198281
Tai Tau Leng Roundabout	51	LD	0.02892	50	40	N	1700-1800	2350	0.018290533	0.016815472	0.411091153	0.045995695
Tai Tau Leng Roundabout	51	LD	0.02892	50	38	N	1800-1900	2550	0.018996471	0.017467643	0.427418415	0.048331932
Tai Tau Leng Roundabout	51	LD	0.02892	50	41	N	1900-2000	2100	0.018042967	0.01669387	0.404765096	0.045243504
Tai Tau Leng Roundabout	51	LD	0.02892	50	44	N	2000-2100	1700	0.017118785	0.01570319	0.381972713	0.042484493
Tai Tau Leng Roundabout	51	LD	0.02892	50	47	N	2100-2200	1300	0.016540307	0.015260492	0.366259078	0.040636644
Tai Tau Leng Roundabout	51	LD	0.02892	50	47	N	2200-2300	1300	0.016418334	0.015148401	0.364514887	0.04064799
Tai Tau Leng Roundabout	51	LD	0.02892	50	48	N	2300-0000	1100	0.0163786	0.015021585	0.361348004	0.039799512
Tai Tau Leng Roundabout	52	LD	0.02794	50	50	N	0000-0100	250	0.030128658	0.027666876	0.597603115	0.075949256
Tai Tau Leng Roundabout	52	LD	0.02794	50	50	N	0100-0200	200	0.016653122	0.015259558	0.378019552	0.070238483
Tai Tau Leng Roundabout	52	LD	0.02794	50	50	N	0200-0300	150	0.016220675	0.014862211	0.372646371	0.065149094
Tai Tau Leng Roundabout	52	LD	0.02794	50	50	N	0300-0400	100	0.015254795	0.013975173	0.357947878	0.061304129
Tai Tau Leng Roundabout	52	LD	0.02794	50	50	N	0400-0500	100	0.015300162	0.014017386	0.362548752	0.064564532
Tai Tau Leng Roundabout	52	LD	0.02794	50	50	N	0500-0600	100	0.028523514	0.026190979	0.575954058	0.073300904
Tai Tau Leng Roundabout	52	LD	0.02794	50	50	N	0600-0700	200	0.029705207	0.027276739	0.590438074	0.076345107
Tai Tau Leng Roundabout	52	LD	0.02794	50	50	N	0700-0800	500	0.030029635	0.027576206	0.59483934	0.074709724
Tai Tau Leng Roundabout	52	LD	0.02794	50	46	N	0800-0900	750	0.03148754	0.028938564	0.633782407	0.080579983
Tai Tau Leng Roundabout	52	LD	0.02794	50	46	N	0900-1000	750	0.031544172	0.028990626	0.635048559	0.080726755
Tai Tau Leng Roundabout	52	LD	0.02794	50	46	N	1000-1100	750	0.031435139	0.028890332	0.632697645	0.080406705
Tai Tau Leng Roundabout	52	LD	0.02794	50	47	N	1100-1200	750	0.031129718	0.028672137	0.62401208	0.078991609
Tai Tau Leng Roundabout	52	LD	0.02794	50	48	N	1200-1300	650	0.030604798	0.028121275	0.610763992	0.077543907
Tai Tau Leng Roundabout	52	LD	0.02794	50	49	N	1300-1400	600	0.022517877	0.020768214	0.468452245	0.059633727
Tai Tau Leng Roundabout	52	LD	0.02794	50	48	N	1400-1500	650	0.022635391	0.020783937	0.472168349	0.05992909
Tai Tau Leng Roundabout	52	LD	0.02794	50	48	N	1500-1600	700	0.022493737	0.020653532	0.470796464	0.060220944
Tai Tau Leng Roundabout	52	LD	0.02794	50	47	N	1600-1700	700	0.02287557	0.021083597	0.480110542	0.061433376
Tai Tau Leng Roundabout	52	LD	0.02794	50	47	N	1700-1800	800	0.022920277	0.021124732	0.480942332	0.061853753
Tai Tau Leng Roundabout	52	LD	0.02794	50	45	N	1800-1900	900	0.023636371	0.021720543	0.497639549	0.06379166
Tai Tau Leng Roundabout	52	LD	0.02794	50	48	N	1900-2000	700	0.022752133	0.020891281	0.474776243	0.060235461
Tai Tau Leng Roundabout	52	LD	0.02794	50	49	N	2000-2100	550	0.022680453	0.020918044	0.471023719	0.059593912
Tai Tau Leng Roundabout	52	LD	0.02794	50	50	N	2100-2200	450	0.021922886	0.020112423	0.454114809	0.057014906
Tai Tau Leng Roundabout	52	LD	0.02794	50	50	N	2200-2300	450	0.022118534	0.020292911	0.458065941	0.057565495
Tai Tau Leng Roundabout	52	LD	0.02794	50	50	N	2300-0000	350	0.022038823	0.020219042	0.457097438	0.058999919
Tai Tau Leng Roundabout	53	LD	0.02937	50	50	N	0000-0100	750	0.017774271	0.01629353	0.383110938	0.045388184
Tai Tau Leng Roundabout	53	LD	0.02937	50	50	N	0100-0200	600	0.010322252	0.009433218	0.261598417	0.039308179

Traffic Data and Composite Emission Factors

Operation (2029 Traffic x 2029 Vehicle EFs)									Composite Emission Factor (g/mile-veh)			
Road Name	Road ID	Road Type	Road Length (km)	Speed Limit (km/hr)	Average Speed (km/hr)	Start Emission Estimated by Broad Brush Approach (Y/N)	Hour	Total Vehicle (Veh/hr)	RSP	FSP	Res NOx	NO2
Tai Tau Leng Roundabout	53	LD	0.02937	50	50	N	0200-0300	450	0.010345781	0.009455331	0.261584093	0.039571387
Tai Tau Leng Roundabout	53	LD	0.02937	50	50	N	0300-0400	400	0.010361842	0.009468881	0.264208322	0.039611749
Tai Tau Leng Roundabout	53	LD	0.02937	50	50	N	0400-0500	300	0.01003051	0.009164393	0.259115649	0.039008197
Tai Tau Leng Roundabout	53	LD	0.02937	50	50	N	0500-0600	300	0.017752963	0.016274008	0.384066582	0.045356206
Tai Tau Leng Roundabout	53	LD	0.02937	50	50	N	0600-0700	600	0.017621206	0.016152583	0.380535762	0.044380831
Tai Tau Leng Roundabout	53	LD	0.02937	50	45	N	0700-0800	1600	0.018964075	0.017419749	0.414095316	0.049187089
Tai Tau Leng Roundabout	53	LD	0.02937	50	37	N	0800-0900	2750	0.021610062	0.01988499	0.481984832	0.058633906
Tai Tau Leng Roundabout	53	LD	0.02937	50	39	N	0900-1000	2450	0.020870874	0.01919529	0.463400096	0.055921501
Tai Tau Leng Roundabout	53	LD	0.02937	50	39	N	1000-1100	2450	0.020788363	0.019119409	0.462048794	0.055744522
Tai Tau Leng Roundabout	53	LD	0.02937	50	39	N	1100-1200	2400	0.020850564	0.019176541	0.462991934	0.056000247
Tai Tau Leng Roundabout	53	LD	0.02937	50	41	N	1200-1300	2050	0.020142598	0.018621462	0.445875482	0.053433295
Tai Tau Leng Roundabout	53	LD	0.02937	50	43	N	1300-1400	1900	0.017438337	0.01601183	0.388052541	0.042847979
Tai Tau Leng Roundabout	53	LD	0.02937	50	41	N	1400-1500	2100	0.017885927	0.016549818	0.401246345	0.044404279
Tai Tau Leng Roundabout	53	LD	0.02937	50	40	N	1500-1600	2250	0.018228734	0.016758469	0.409612665	0.045660308
Tai Tau Leng Roundabout	53	LD	0.02937	50	40	N	1600-1700	2300	0.018170009	0.016704395	0.408385653	0.04521151
Tai Tau Leng Roundabout	53	LD	0.02937	50	39	N	1700-1800	2500	0.018561272	0.017070972	0.417256727	0.046467555
Tai Tau Leng Roundabout	53	LD	0.02937	50	38	N	1800-1900	2550	0.01888747	0.017367413	0.424963602	0.047609529
Tai Tau Leng Roundabout	53	LD	0.02937	50	40	N	1900-2000	2300	0.018190061	0.016722871	0.408844042	0.045389407
Tai Tau Leng Roundabout	53	LD	0.02937	50	43	N	2000-2100	1800	0.017412249	0.015987722	0.38794214	0.04266939
Tai Tau Leng Roundabout	53	LD	0.02937	50	46	N	2100-2200	1400	0.016480745	0.015124277	0.366510619	0.040011639
Tai Tau Leng Roundabout	53	LD	0.02937	50	46	N	2200-2300	1400	0.016591178	0.015225875	0.368516344	0.040083448
Tai Tau Leng Roundabout	53	LD	0.02937	50	48	N	2300-0000	1150	0.016218389	0.014873992	0.357663057	0.039198792
Tai Tau Leng Roundabout	54	LD	0.0411	50	50	N	0000-0100	500	0.015308338	0.014023373	0.345610084	0.044439138
Tai Tau Leng Roundabout	54	LD	0.0411	50	50	N	0100-0200	450	0.010714996	0.009794661	0.268730482	0.041370569
Tai Tau Leng Roundabout	54	LD	0.0411	50	50	N	0200-0300	300	0.010590916	0.009680075	0.267365404	0.040587978
Tai Tau Leng Roundabout	54	LD	0.0411	50	50	N	0300-0400	250	0.010750305	0.009827186	0.27018277	0.041823294
Tai Tau Leng Roundabout	54	LD	0.0411	50	50	N	0400-0500	200	0.0104973	0.00959449	0.263578891	0.038629551
Tai Tau Leng Roundabout	54	LD	0.0411	50	50	N	0500-0600	200	0.015673594	0.014359468	0.350325301	0.043448764
Tai Tau Leng Roundabout	54	LD	0.0411	50	50	N	0600-0700	400	0.015865267	0.014535338	0.354451868	0.045183041
Tai Tau Leng Roundabout	54	LD	0.0411	50	44	N	0700-0800	1100	0.017123694	0.015707906	0.387864296	0.050367366
Tai Tau Leng Roundabout	54	LD	0.0411	50	35	N	0800-0900	1900	0.019956316	0.018395027	0.460314533	0.061745943
Tai Tau Leng Roundabout	54	LD	0.0411	50	38	N	0900-1000	1650	0.018790894	0.017276726	0.430604111	0.057132533
Tai Tau Leng Roundabout	54	LD	0.0411	50	38	N	1000-1100	1650	0.018899396	0.017376457	0.432517525	0.057061866
Tai Tau Leng Roundabout	54	LD	0.0411	50	38	N	1100-1200	1600	0.018930247	0.017404782	0.433079331	0.057267911
Tai Tau Leng Roundabout	54	LD	0.0411	50	41	N	1200-1300	1400	0.017749358	0.016420475	0.406159077	0.053469618
Tai Tau Leng Roundabout	54	LD	0.0411	50	42	N	1300-1400	1300	0.017625037	0.016203857	0.397253241	0.047941762
Tai Tau Leng Roundabout	54	LD	0.0411	50	40	N	1400-1500	1450	0.01821161	0.016743229	0.412743531	0.050055507
Tai Tau Leng Roundabout	54	LD	0.0411	50	39	N	1500-1600	1500	0.018556283	0.017066369	0.421066913	0.051297405
Tai Tau Leng Roundabout	54	LD	0.0411	50	39	N	1600-1700	1550	0.018557989	0.017067785	0.421315235	0.051427601
Tai Tau Leng Roundabout	54	LD	0.0411	50	37	N	1700-1800	1700	0.019109045	0.017584417	0.435202442	0.053426519
Tai Tau Leng Roundabout	54	LD	0.0411	50	38	N	1800-1900	1650	0.018878297	0.017358143	0.428763553	0.052484458
Tai Tau Leng Roundabout	54	LD	0.0411	50	39	N	1900-2000	1550	0.018483815	0.016999613	0.419738722	0.051250075
Tai Tau Leng Roundabout	54	LD	0.0411	50	43	N	2000-2100	1200	0.017284628	0.015870256	0.389711131	0.046903301
Tai Tau Leng Roundabout	54	LD	0.0411	50	45	N	2100-2200	950	0.016759161	0.015390495	0.376012105	0.04507639
Tai Tau Leng Roundabout	54	LD	0.0411	50	46	N	2200-2300	950	0.0166135	0.015246861	0.371577606	0.043949125
Tai Tau Leng Roundabout	54	LD	0.0411	50	47	N	2300-0000	800	0.016155512	0.014905454	0.362734937	0.043268919
Tai Tau Leng Roundabout	55	LD	0.03223	50	49	N	0000-0100	1000	0.021630678	0.01995144	0.45251356	0.053927846
Tai Tau Leng Roundabout	55	LD	0.03223	50	50	N	0100-0200	800	0.011729913	0.010729191	0.287688409	0.046163888
Tai Tau Leng Roundabout	55	LD	0.03223	50	50	N	0200-0300	600	0.011756982	0.010753942	0.288511508	0.045459832
Tai Tau Leng Roundabout	55	LD	0.03223	50	50	N	0300-0400	500	0.011729414	0.010728129	0.287645488	0.045857115
Tai Tau Leng Roundabout	55	LD	0.03223	50	50	N	0400-0500	400	0.011919606	0.010903306	0.291390239	0.046841164
Tai Tau Leng Roundabout	55	LD	0.03223	50	50	N	0500-0600	400	0.021543371	0.019762825	0.446330218	0.052784938
Tai Tau Leng Roundabout	55	LD	0.03223	50	50	N	0600-0700	800	0.021430009	0.019659231	0.444785908	0.052838256
Tai Tau Leng Roundabout	55	LD	0.03223	50	41	N	0700-0800	2050	0.024341425	0.022478786	0.521728983	0.063154778
Tai Tau Leng Roundabout	55	LD	0.03223	50	31	N	0800-0900	3450	0.029241523	0.026969242	0.651157432	0.081382498
Tai Tau Leng Roundabout	55	LD	0.03223	50	33	N	0900-1000	3150	0.028165757	0.025864154	0.620245845	0.076749583
Tai Tau Leng Roundabout	55	LD	0.03223	50	33	N	1000-1100	3150	0.028131365	0.025832433	0.619586786	0.076974956
Tai Tau Leng Roundabout	55	LD	0.03223	50	33	N	1100-1200	3100	0.028144948	0.025844906	0.619533646	0.076776395
Tai Tau Leng Roundabout	55	LD	0.03223	50	37	N	1200-1300	2650	0.0260126	0.023934776	0.564919447	0.069206298
Tai Tau Leng Roundabout	55	LD	0.03223	50	38	N	1300-1400	2500	0.027270431	0.025077957	0.584229418	0.071164419
Tai Tau Leng Roundabout	55	LD	0.03223	50	36	N	1400-1500	2750	0.028256331	0.026003748	0.610910732	0.074787857
Tai Tau Leng Roundabout	55	LD	0.03223	50	34	N	1500-1600	2900	0.029353388	0.027029464	0.640219172	0.078726662
Tai Tau Leng Roundabout	55	LD	0.03223	50	34	N	1600-1700	3000	0.029292314	0.026973362	0.639259536	0.078762647
Tai Tau Leng Roundabout	55	LD	0.03223	50	32	N	1700-1800	3250	0.030518039	0.0280237	0.670792539	0.083209747
Tai Tau Leng Roundabout	55	LD	0.03223	50	31	N	1800-1900	3400	0.031116328	0.028693203	0.688440091	0.085501035
Tai Tau Leng Roundabout	55	LD	0.03223	50	34	N	1900-2000	2950	0.029252579	0.026936862	0.638377712	0.078635638
Tai Tau Leng Roundabout	55	LD	0.03223	50	39	N	2000-2100	2350	0.026812411	0.024661185	0.573247464	0.069559678
Tai Tau Leng Roundabout	55	LD	0.03223	50	42	N	2100-2200	1850	0.025714356	0.02364445	0.542150705	0.065117261
Tai Tau Leng Roundabout	55	LD	0.03223	50	43	N	2200-2300	1800	0.02518522	0.023142399	0.530102174	0.063848792
Tai Tau Leng Roundabout	55	LD	0.03223	50	45	N	2300-0000	1500	0.024628258	0.0226328	0.513656674	0.061306463
Tai Tau Leng Roundabout	56	LD	0.02826	50	50	N	0000-0100	400	0.007302398	0.006652481	0.203197882	0.024730081
Tai Tau Leng Roundabout	56	LD	0.02826	50	50	N	0100-0200	350	0.0076664	0.006987675	0.21120844	0.026947805
Tai Tau Leng Roundabout	56	LD	0.02826	50	50	N	0200-0300	250	0.007220708	0.006578081	0.203054811	0.025495389
Tai Tau Leng Roundabout	56	LD	0.02826	50	50	N	0300-0400	200	0.007531344	0.006863579	0.20950474	0.027706096
Tai Tau Leng Roundabout	56	LD	0.02826	50	50	N	0400-0500	150	0.007193864	0.006552911	0.199347558	0.023539649
Tai Tau Leng Roundabout	56	LD	0.02826	50	50	N	0500-0600	150	0.007244526	0.006599356	0.201423033	0.02383527
Tai Tau Leng Roundabout	56	LD	0.02826	50	50	N	0600-0700	300	0.007435652	0.006775322	0.207182392	0.026574309
Tai Tau Leng Roundabout	56	LD	0.02826	50	48	N	0700-0800	800	0.00763542	0.006972547	0.211659362	0.026625937
Tai Tau Leng Roundabout	56	LD	0.02826	50	41	N	0800-0900	1450	0.008574343	0.007993853	0.234687208	0.030174959
Tai Tau Leng Roundabout	56	LD	0.02826	50	43	N	0900-1000	1250	0.008315062	0.007614772	0.226901555	0.028863231
Tai Tau Leng Roundabout	56	LD	0.02826	50	43	N	1000-1100	1250	0.008298936	0.007600095	0.22668975	0.028807
Tai Tau Leng Roundabout	56	LD	0.02826	50	44	N	1100-1200	1200	0.00811156	0.00741523	0.224048011	0.028438605
Tai Tau Leng Roundabout	56	LD	0.02826	50	45	N	1200-1300	1050	0.008025959	0.007352884	0.221079963	0.028206827
Tai Tau Leng Roundabout	56	LD	0.02826	50	46	N	1300-1400	1000	0.005959417	0.005439003	0.180807755	0.01779994
Tai Tau Leng Roundabout	56	LD	0.02826	50	45	N	1400-1500	1100	0.00615043	0.005625816	0.183623511	0.018828681
Tai Tau Leng Roundabout	56	LD	0.02826	50	45	N	1500-1600	1150	0.006152281	0.005627796	0.183215639	0.018663755
Tai Tau Leng Roundabout	56	LD	0.02826	50	44	N	1600-1700	1200	0.00629313	0.00574193	0.187918544	0.019370402
Tai Tau Leng Roundabout	56	LD	0.02826	50	43	N	1700-1800	1250	0.006279226	0.005740997	0.187437946	0.018789783
Tai Tau Leng Roundabout	56	LD	0.02826	50	44	N	1800-1900	1250	0.006175809	0.005633943	0.185805717	0.0187631

Traffic Data and Composite Emission Factors

Operation (2029 Traffic x 2029 Vehicle EFs)									Composite Emission Factor (g/mile-veh)			
Road Name	Road ID	Road Type	Road Length (km)	Speed Limit (km/hr)	Average Speed (km/hr)	Start Emission Estimated by Broad Brush Approach (Y/N)	Hour	Total Vehicle (Veh/hr)	RSP	FSP	Res NOx	NO2
Tai Tau Leng Roundabout	56	LD	0.02826	50	44	N	1900-2000	1150	0.006195411	0.005652129	0.186829759	0.019087673
Tai Tau Leng Roundabout	56	LD	0.02826	50	47	N	2000-2100	900	0.005724453	0.005316822	0.17692217	0.017550218
Tai Tau Leng Roundabout	56	LD	0.02826	50	49	N	2100-2200	700	0.005438826	0.005059456	0.171015443	0.016857734
Tai Tau Leng Roundabout	56	LD	0.02826	50	49	N	2200-2300	700	0.005449754	0.005069401	0.171434855	0.016916877
Tai Tau Leng Roundabout	56	LD	0.02826	50	50	N	2300-0000	600	0.005412642	0.004913343	0.168430354	0.015928402
Tai Tau Leng Roundabout	57	LD	0.02888	50	50	N	0000-0100	850	0.015651627	0.014339384	0.347395828	0.041622577
Tai Tau Leng Roundabout	57	LD	0.02888	50	50	N	0100-0200	700	0.009808308	0.008959942	0.25161115	0.037009038
Tai Tau Leng Roundabout	57	LD	0.02888	50	50	N	0200-0300	550	0.009748263	0.008904854	0.251547355	0.036993089
Tai Tau Leng Roundabout	57	LD	0.02888	50	50	N	0300-0400	450	0.009761202	0.008916522	0.250252751	0.036424315
Tai Tau Leng Roundabout	57	LD	0.02888	50	50	N	0400-0500	350	0.009472518	0.008650948	0.245802351	0.03569385
Tai Tau Leng Roundabout	57	LD	0.02888	50	50	N	0500-0600	350	0.015418288	0.014124536	0.343627356	0.040547937
Tai Tau Leng Roundabout	57	LD	0.02888	50	50	N	0600-0700	700	0.015853165	0.014524828	0.350242999	0.041674993
Tai Tau Leng Roundabout	57	LD	0.02888	50	43	N	0700-0800	1800	0.017297213	0.015881988	0.388815998	0.047056945
Tai Tau Leng Roundabout	57	LD	0.02888	50	35	N	0800-0900	3000	0.02003556	0.018468783	0.457285699	0.056811774
Tai Tau Leng Roundabout	57	LD	0.02888	50	36	N	0900-1000	2800	0.019638101	0.018077455	0.447270977	0.055278231
Tai Tau Leng Roundabout	57	LD	0.02888	50	36	N	1000-1100	2800	0.019560804	0.018006419	0.446101981	0.055347706
Tai Tau Leng Roundabout	57	LD	0.02888	50	37	N	1100-1200	2750	0.019318646	0.017777281	0.438760267	0.053981936
Tai Tau Leng Roundabout	57	LD	0.02888	50	40	N	1200-1300	2350	0.01823559	0.016765068	0.412741294	0.050223201
Tai Tau Leng Roundabout	57	LD	0.02888	50	41	N	1300-1400	2200	0.015100732	0.013990172	0.352237572	0.04072313
Tai Tau Leng Roundabout	57	LD	0.02888	50	39	N	1400-1500	2450	0.015714681	0.01445207	0.365921985	0.042825626
Tai Tau Leng Roundabout	57	LD	0.02888	50	38	N	1500-1600	2550	0.016104046	0.014806673	0.374529175	0.043807132
Tai Tau Leng Roundabout	57	LD	0.02888	50	38	N	1600-1700	2650	0.015996735	0.014708068	0.372249909	0.043600702
Tai Tau Leng Roundabout	57	LD	0.02888	50	36	N	1700-1800	2850	0.016675282	0.015352691	0.388559758	0.045777806
Tai Tau Leng Roundabout	57	LD	0.02888	50	35	N	1800-1900	3050	0.017006662	0.015683621	0.39703701	0.046965277
Tai Tau Leng Roundabout	57	LD	0.02888	50	38	N	1900-2000	2600	0.015971999	0.014685151	0.371821309	0.043497478
Tai Tau Leng Roundabout	57	LD	0.02888	50	42	N	2000-2100	2050	0.015036552	0.013822189	0.347956797	0.040298424
Tai Tau Leng Roundabout	57	LD	0.02888	50	45	N	2100-2200	1600	0.014342828	0.013166075	0.330822627	0.037815239
Tai Tau Leng Roundabout	57	LD	0.02888	50	45	N	2200-2300	1600	0.014252383	0.013083049	0.329316232	0.037857243
Tai Tau Leng Roundabout	57	LD	0.02888	50	47	N	2300-0000	1300	0.013684703	0.012634815	0.317746047	0.036147733
Tai Tau Leng Roundabout	58	LD	0.05305	50	50	N	0000-0100	400	0.021602643	0.019817559	0.440079559	0.041542673
Tai Tau Leng Roundabout	58	LD	0.05305	50	50	N	0100-0200	350	0.008899833	0.008123164	0.23314124	0.032812223
Tai Tau Leng Roundabout	58	LD	0.05305	50	50	N	0200-0300	250	0.009026296	0.008239761	0.235663387	0.033742729
Tai Tau Leng Roundabout	58	LD	0.05305	50	50	N	0300-0400	200	0.008603617	0.007851217	0.227289343	0.030471995
Tai Tau Leng Roundabout	58	LD	0.05305	50	50	N	0400-0500	150	0.008860147	0.008086648	0.233391106	0.031731999
Tai Tau Leng Roundabout	58	LD	0.05305	50	50	N	0500-0600	200	0.021107947	0.019361937	0.434259624	0.041687272
Tai Tau Leng Roundabout	58	LD	0.05305	50	50	N	0600-0700	350	0.021350507	0.019585668	0.437911949	0.042148526
Tai Tau Leng Roundabout	58	LD	0.05305	50	46	N	0700-0800	900	0.022765989	0.020910013	0.47217749	0.045285283
Tai Tau Leng Roundabout	58	LD	0.05305	50	40	N	0800-0900	1400	0.024788178	0.022793606	0.524135242	0.051038414
Tai Tau Leng Roundabout	58	LD	0.05305	50	41	N	0900-1000	1350	0.024298874	0.022444072	0.512533835	0.0498924
Tai Tau Leng Roundabout	58	LD	0.05305	50	41	N	1000-1100	1350	0.024486266	0.022616111	0.51571105	0.050235094
Tai Tau Leng Roundabout	58	LD	0.05305	50	41	N	1100-1200	1300	0.024450007	0.022583168	0.515337232	0.05003325
Tai Tau Leng Roundabout	58	LD	0.05305	50	43	N	1200-1300	1150	0.023820448	0.02188563	0.497444368	0.047962764
Tai Tau Leng Roundabout	58	LD	0.05305	50	44	N	1300-1400	1050	0.018595214	0.017061831	0.403155108	0.0378589
Tai Tau Leng Roundabout	58	LD	0.05305	50	43	N	1400-1500	1200	0.018961114	0.017413327	0.410568599	0.038652677
Tai Tau Leng Roundabout	58	LD	0.05305	50	43	N	1500-1600	1250	0.01888422	0.017342532	0.409499448	0.038829303
Tai Tau Leng Roundabout	58	LD	0.05305	50	42	N	1600-1700	1300	0.019108739	0.017567519	0.415084933	0.039382611
Tai Tau Leng Roundabout	58	LD	0.05305	50	41	N	1700-1800	1400	0.019395975	0.017940033	0.424077529	0.040444665
Tai Tau Leng Roundabout	58	LD	0.05305	50	39	N	1800-1900	1550	0.020103925	0.018491073	0.440464401	0.042025878
Tai Tau Leng Roundabout	58	LD	0.05305	50	42	N	1900-2000	1250	0.019224065	0.017673526	0.417334635	0.039381903
Tai Tau Leng Roundabout	58	LD	0.05305	50	45	N	2000-2100	1000	0.018331539	0.016836329	0.395471118	0.037473527
Tai Tau Leng Roundabout	58	LD	0.05305	50	47	N	2100-2200	800	0.017937169	0.016547404	0.385875485	0.036168011
Tai Tau Leng Roundabout	58	LD	0.05305	50	48	N	2200-2300	750	0.017648919	0.016189936	0.377955887	0.035774381
Tai Tau Leng Roundabout	58	LD	0.05305	50	49	N	2300-0000	650	0.017469912	0.01612479	0.374017355	0.0347276
Po Shek Wu Road Flyove	60	LD	0.31852	50	50	N	0000-0100	250	0.036190493	0.033247631	0.689209422	0.073546409
Po Shek Wu Road Flyove	60	LD	0.31852	50	50	N	0100-0200	200	0.014684492	0.013449046	0.345224035	0.060681925
Po Shek Wu Road Flyove	60	LD	0.31852	50	50	N	0200-0300	150	0.015193736	0.013918154	0.349544657	0.060967873
Po Shek Wu Road Flyove	60	LD	0.31852	50	50	N	0300-0400	150	0.014202107	0.013005946	0.336107117	0.056339818
Po Shek Wu Road Flyove	60	LD	0.31852	50	50	N	0400-0500	100	0.014237512	0.013038664	0.34198251	0.059356968
Po Shek Wu Road Flyove	60	LD	0.31852	50	50	N	0500-0600	100	0.035218079	0.032353222	0.674956685	0.072738583
Po Shek Wu Road Flyove	60	LD	0.31852	50	50	N	0600-0700	200	0.036491199	0.033525774	0.692202174	0.072796809
Po Shek Wu Road Flyove	60	LD	0.31852	50	50	N	0700-0800	550	0.035661792	0.032761432	0.680554305	0.073845103
Po Shek Wu Road Flyove	60	LD	0.31852	50	45	N	0800-0900	950	0.03806731	0.035000351	0.74319271	0.08057958
Po Shek Wu Road Flyove	60	LD	0.31852	50	46	N	0900-1000	850	0.037734852	0.034689313	0.733110346	0.079716747
Po Shek Wu Road Flyove	60	LD	0.31852	50	46	N	1000-1100	850	0.037585489	0.034551586	0.731023381	0.079464981
Po Shek Wu Road Flyove	60	LD	0.31852	50	47	N	1100-1200	850	0.037162956	0.034223424	0.718718305	0.077726101
Po Shek Wu Road Flyove	60	LD	0.31852	50	48	N	1200-1300	700	0.036536856	0.033580829	0.70438177	0.075882098
Po Shek Wu Road Flyove	60	LD	0.31852	50	49	N	1300-1400	650	0.035417429	0.03263373	0.677342216	0.067184125
Po Shek Wu Road Flyove	60	LD	0.31852	50	48	N	1400-1500	750	0.035842199	0.032940488	0.688597871	0.068880535
Po Shek Wu Road Flyove	60	LD	0.31852	50	47	N	1500-1600	800	0.036570476	0.033680786	0.705892252	0.071032083
Po Shek Wu Road Flyove	60	LD	0.31852	50	47	N	1600-1700	800	0.036459495	0.033578834	0.703957595	0.07061486
Po Shek Wu Road Flyove	60	LD	0.31852	50	46	N	1700-1800	900	0.036708155	0.033743759	0.71206687	0.071363398
Po Shek Wu Road Flyove	60	LD	0.31852	50	46	N	1800-1900	900	0.036825524	0.033851779	0.713906785	0.071477115
Po Shek Wu Road Flyove	60	LD	0.31852	50	47	N	1900-2000	800	0.036469586	0.033588281	0.703763411	0.070709747
Po Shek Wu Road Flyove	60	LD	0.31852	50	49	N	2000-2100	650	0.035586812	0.032789177	0.681811798	0.067608139
Po Shek Wu Road Flyove	60	LD	0.31852	50	50	N	2100-2200	500	0.035183398	0.032321663	0.669502103	0.06729031
Po Shek Wu Road Flyove	60	LD	0.31852	50	50	N	2200-2300	500	0.035072563	0.032219389	0.667973017	0.067215813
Po Shek Wu Road Flyove	60	LD	0.31852	50	50	N	2300-0000	400	0.034890562	0.032051228	0.664774671	0.065678359

Traffic Data and Composite Emission Factors

Operation (2036 Traffic x 2036 Vehicle EFs)									Composite Emission Factor (g/mile-veh)			
Road Name	Road ID	Road Type	Road Length (km)	Speed Limit (km/hr)	Average Speed (km/hr)	Start Emission Estimated by Broad Brush Approach (Y/N)	Hour	Total Vehicle (Veh/hr)	RSP	FSP	Res NOx	NO2
Fan Kam Road	01/02	RR	0.10886	50	48	N	0000-0100	300	0.006753862	0.006171625	0.162825508	0.024134897
Fan Kam Road	01/02	RR	0.10886	50	48	N	0100-0200	250	0.006106714	0.005573499	0.153984612	0.020792773
Fan Kam Road	01/02	RR	0.10886	50	49	N	0200-0300	200	0.005492739	0.005125857	0.145735868	0.017868788
Fan Kam Road	01/02	RR	0.10886	50	49	N	0300-0400	150	0.005399875	0.005039677	0.147562693	0.017702484
Fan Kam Road	01/02	RR	0.10886	50	49	N	0400-0500	100	0.005147229	0.004807996	0.142418471	0.016287615
Fan Kam Road	01/02	RR	0.10886	50	49	N	0500-0600	100	0.005667619	0.005286413	0.146475313	0.017885107
Fan Kam Road	01/02	RR	0.10886	50	48	N	0600-0700	250	0.006830548	0.006241541	0.16493109	0.024702613
Fan Kam Road	01/02	RR	0.10886	50	46	N	0700-0800	650	0.007011969	0.006416476	0.169739162	0.025873216
Fan Kam Road	01/02	RR	0.10886	50	40	N	0800-0900	950	0.007699137	0.007100868	0.190211722	0.029912561
Fan Kam Road	01/02	RR	0.10886	50	40	N	0900-1000	950	0.007737819	0.007136483	0.190940247	0.029995974
Fan Kam Road	01/02	RR	0.10886	50	40	N	1000-1100	950	0.007718586	0.007118826	0.190228174	0.02984444
Fan Kam Road	01/02	RR	0.10886	50	41	N	1100-1200	950	0.007481456	0.006883249	0.185320049	0.028768844
Fan Kam Road	01/02	RR	0.10886	50	43	N	1200-1300	800	0.007262688	0.006672067	0.178118315	0.027326999
Fan Kam Road	01/02	RR	0.10886	50	44	N	1300-1400	750	0.007672824	0.007051237	0.18578303	0.030141914
Fan Kam Road	01/02	RR	0.10886	50	42	N	1400-1500	850	0.007800511	0.007264255	0.193579713	0.031445521
Fan Kam Road	01/02	RR	0.10886	50	41	N	1500-1600	850	0.007993978	0.007355844	0.197616847	0.032347166
Fan Kam Road	01/02	RR	0.10886	50	41	N	1600-1700	950	0.007951098	0.007316466	0.197299174	0.032188965
Fan Kam Road	01/02	RR	0.10886	50	40	N	1700-1800	950	0.008100648	0.007468908	0.201261301	0.032804274
Fan Kam Road	01/02	RR	0.10886	50	37	N	1800-1900	1150	0.008810301	0.008143593	0.219142666	0.037366438
Fan Kam Road	01/02	RR	0.10886	50	41	N	1900-2000	900	0.007988904	0.007351258	0.198170154	0.032380629
Fan Kam Road	01/02	RR	0.10886	50	44	N	2000-2100	700	0.007642091	0.007022646	0.185947315	0.030201464
Fan Kam Road	01/02	RR	0.10886	50	46	N	2100-2200	550	0.007268125	0.006652003	0.176567796	0.027605682
Fan Kam Road	01/02	RR	0.10886	50	46	N	2200-2300	550	0.007316445	0.0066963	0.17751143	0.0278923
Fan Kam Road	01/02	RR	0.10886	50	47	N	2300-0000	450	0.007112723	0.006622055	0.171962805	0.026482376
Fan Kam Road	03/04	RR	0.13435	50	49	N	0000-0100	250	0.006231599	0.005804289	0.157140681	0.022276926
Fan Kam Road	03/04	RR	0.13435	50	49	N	0100-0200	200	0.005466024	0.00510084	0.147735582	0.01826595
Fan Kam Road	03/04	RR	0.13435	50	49	N	0200-0300	150	0.005262083	0.004913998	0.144466986	0.017011919
Fan Kam Road	03/04	RR	0.13435	50	49	N	0300-0400	100	0.005423175	0.005062779	0.142534593	0.017902085
Fan Kam Road	03/04	RR	0.13435	50	49	N	0400-0500	100	0.005602794	0.005224518	0.149061175	0.018972412
Fan Kam Road	03/04	RR	0.13435	50	49	N	0500-0600	100	0.00587936	0.005480806	0.148566245	0.018437216
Fan Kam Road	03/04	RR	0.13435	50	49	N	0600-0700	200	0.006287184	0.005854962	0.15937184	0.02298305
Fan Kam Road	03/04	RR	0.13435	50	47	N	0700-0800	450	0.006698342	0.006243801	0.16275432	0.023984154
Fan Kam Road	03/04	RR	0.13435	50	42	N	0800-0900	850	0.00734557	0.006849556	0.180947057	0.028058021
Fan Kam Road	03/04	RR	0.13435	50	44	N	0900-1000	700	0.007194053	0.006611187	0.174399241	0.026907694
Fan Kam Road	03/04	RR	0.13435	50	44	N	1000-1100	700	0.007167308	0.006586583	0.173807685	0.026727194
Fan Kam Road	03/04	RR	0.13435	50	45	N	1100-1200	700	0.006889326	0.006415475	0.170360647	0.025373012
Fan Kam Road	03/04	RR	0.13435	50	46	N	1200-1300	600	0.00695916	0.006367855	0.169513651	0.025667398
Fan Kam Road	03/04	RR	0.13435	50	46	N	1300-1400	600	0.007131442	0.006526587	0.170138316	0.026602914
Fan Kam Road	03/04	RR	0.13435	50	45	N	1400-1500	600	0.006920553	0.006444171	0.169955728	0.02571381
Fan Kam Road	03/04	RR	0.13435	50	45	N	1500-1600	700	0.007032077	0.006546795	0.170619	0.026184636
Fan Kam Road	03/04	RR	0.13435	50	45	N	1600-1700	700	0.006947414	0.00646899	0.170165586	0.025653456
Fan Kam Road	03/04	RR	0.13435	50	44	N	1700-1800	750	0.007135657	0.006557507	0.173581301	0.026735575
Fan Kam Road	03/04	RR	0.13435	50	44	N	1800-1900	750	0.007378277	0.006780766	0.178391521	0.02828082
Fan Kam Road	03/04	RR	0.13435	50	45	N	1900-2000	700	0.006983072	0.006501216	0.171576753	0.025908229
Fan Kam Road	03/04	RR	0.13435	50	47	N	2000-2100	550	0.007015868	0.006534158	0.168275911	0.026368455
Fan Kam Road	03/04	RR	0.13435	50	47	N	2100-2200	450	0.00680924	0.006344799	0.166290722	0.024691961
Fan Kam Road	03/04	RR	0.13435	50	48	N	2200-2300	450	0.006626047	0.00605375	0.160330197	0.023646485
Fan Kam Road	03/04	RR	0.13435	50	48	N	2300-0000	350	0.006960831	0.006362093	0.163056007	0.025478389
Fan Kam Road	05/06	RR	0.28702	50	48	N	0000-0100	300	0.005741198	0.005239099	0.143236356	0.018572731
Fan Kam Road	05/06	RR	0.28702	50	49	N	0100-0200	250	0.004891801	0.004576704	0.134382265	0.014433756
Fan Kam Road	05/06	RR	0.28702	50	49	N	0200-0300	200	0.004578479	0.004288862	0.129928432	0.012703043
Fan Kam Road	05/06	RR	0.28702	50	49	N	0300-0400	150	0.004036476	0.003790466	0.126931027	0.010073415
Fan Kam Road	05/06	RR	0.28702	50	49	N	0400-0500	100	0.004146402	0.003890686	0.128693494	0.010450734
Fan Kam Road	05/06	RR	0.28702	50	49	N	0500-0600	100	0.004717309	0.004414938	0.13487426	0.012360591
Fan Kam Road	05/06	RR	0.28702	50	49	N	0600-0700	200	0.00561855	0.005243886	0.145061134	0.018579667
Fan Kam Road	05/06	RR	0.28702	50	46	N	0700-0800	600	0.005993865	0.005479865	0.151605862	0.019965184
Fan Kam Road	05/06	RR	0.28702	50	39	N	0800-0900	1100	0.006772747	0.006250901	0.170046964	0.022776587
Fan Kam Road	05/06	RR	0.28702	50	41	N	0900-1000	950	0.006420046	0.00590543	0.162726837	0.021322382
Fan Kam Road	05/06	RR	0.28702	50	41	N	1000-1100	950	0.006398436	0.005885612	0.162648513	0.021213148
Fan Kam Road	05/06	RR	0.28702	50	42	N	1100-1200	900	0.006289914	0.005886312	0.159697476	0.021067795
Fan Kam Road	05/06	RR	0.28702	50	44	N	1200-1300	750	0.005980099	0.005494136	0.154113363	0.019564677
Fan Kam Road	05/06	RR	0.28702	50	44	N	1300-1400	750	0.006502264	0.005974737	0.16460408	0.022893606
Fan Kam Road	05/06	RR	0.28702	50	43	N	1400-1500	800	0.006729436	0.006180799	0.167431537	0.023662864
Fan Kam Road	05/06	RR	0.28702	50	43	N	1500-1600	850	0.006683111	0.006138256	0.166721801	0.023551514
Fan Kam Road	05/06	RR	0.28702	50	42	N	1600-1700	850	0.006750678	0.00630596	0.170050891	0.024086065
Fan Kam Road	05/06	RR	0.28702	50	41	N	1700-1800	950	0.006877792	0.006326633	0.172970428	0.024450822
Fan Kam Road	05/06	RR	0.28702	50	41	N	1800-1900	950	0.006950793	0.006394046	0.174244825	0.025018415
Fan Kam Road	05/06	RR	0.28702	50	42	N	1900-2000	850	0.006756451	0.006311404	0.169478131	0.024253311
Fan Kam Road	05/06	RR	0.28702	50	45	N	2000-2100	650	0.006394485	0.005962529	0.160422861	0.022586923
Fan Kam Road	05/06	RR	0.28702	50	47	N	2100-2200	550	0.006168553	0.005757593	0.156501913	0.02171317
Fan Kam Road	05/06	RR	0.28702	50	47	N	2200-2300	550	0.006153597	0.005743728	0.155861201	0.021531895
Fan Kam Road	05/06	RR	0.28702	50	47	N	2300-0000	450	0.006104508	0.005698971	0.154328452	0.021081239
Fan Kam Road	07/08	RR	1.94868	50	47	N	0000-0100	400	0.005764308	0.005386579	0.150995526	0.019901405
Fan Kam Road	07/08	RR	1.94868	50	48	N	0100-0200	350	0.005209985	0.00474776	0.139733902	0.015611908
Fan Kam Road	07/08	RR	1.94868	50	48	N	0200-0300	300	0.0053247	0.004853894	0.138357235	0.016010028
Fan Kam Road	07/08	RR	1.94868	50	49	N	0300-0400	200	0.004925341	0.0046069	0.136571265	0.014861535
Fan Kam Road	07/08	RR	1.94868	50	49	N	0400-0500	200	0.00457617	0.004287284	0.130429494	0.013029016
Fan Kam Road	07/08	RR	1.94868	50	49	N	0500-0600	200	0.005178225	0.00483966	0.140967953	0.01756607
Fan Kam Road	07/08	RR	1.94868	50	48	N	0600-0700	350	0.005754547	0.005250738	0.148301463	0.019205658
Fan Kam Road	07/08	RR	1.94868	50	42	N	0700-0800	850	0.00628433	0.005880069	0.164036997	0.022371756
Fan Kam Road	07/08	RR	1.94868	50	32	N	0800-0900	1500	0.008277991	0.007588097	0.20529258	0.03095545
Fan Kam Road	07/08	RR	1.94868	50	34	N	0900-1000	1350	0.007805926	0.0072369	0.195675596	0.029107202
Fan Kam Road	07/08	RR	1.94868	50	34	N	1000-1100	1350	0.007827741	0.007257053	0.195842868	0.029131175

Traffic Data and Composite Emission Factors

Operation (2036 Traffic x 2036 Vehicle EFs)									Composite Emission Factor (g/mile-veh)			
Road Name	Road ID	Road Type	Road Length (km)	Speed Limit (km/hr)	Average Speed (km/hr)	Start Emission Estimated by Broad Brush Approach (Y/N)	Hour	Total Vehicle (Veh/hr)	RSP	FSP	Res NOx	NO2
Fan Kam Road	07/08	RR	1.94868	50	35	N	1100-1200	1350	0.007671952	0.007103876	0.191452525	0.028481283
Fan Kam Road	07/08	RR	1.94868	50	38	N	1200-1300	1150	0.006974819	0.006445029	0.177783315	0.025299777
Fan Kam Road	07/08	RR	1.94868	50	39	N	1300-1400	1050	0.006880545	0.006349666	0.176158853	0.02471346
Fan Kam Road	07/08	RR	1.94868	50	37	N	1400-1500	1150	0.007277745	0.006735481	0.184562779	0.026667039
Fan Kam Road	07/08	RR	1.94868	50	36	N	1500-1600	1250	0.007511949	0.00694552	0.188929349	0.027570307
Fan Kam Road	07/08	RR	1.94868	50	35	N	1600-1700	1250	0.007648192	0.007081449	0.193467185	0.028165982
Fan Kam Road	07/08	RR	1.94868	50	33	N	1700-1800	1350	0.008041165	0.007480023	0.202761513	0.030405077
Fan Kam Road	07/08	RR	1.94868	50	33	N	1800-1900	1400	0.008021133	0.007461556	0.202884624	0.030154848
Fan Kam Road	07/08	RR	1.94868	50	35	N	1900-2000	1250	0.007667719	0.00709953	0.193011215	0.0284348
Fan Kam Road	07/08	RR	1.94868	50	40	N	2000-2100	1000	0.006667174	0.006153528	0.172951034	0.023767661
Fan Kam Road	07/08	RR	1.94868	50	44	N	2100-2200	800	0.006266118	0.005757734	0.162257772	0.022440661
Fan Kam Road	07/08	RR	1.94868	50	44	N	2200-2300	750	0.006277699	0.00576824	0.162137501	0.022425466
Fan Kam Road	07/08	RR	1.94868	50	46	N	2300-0000	650	0.005982017	0.005468599	0.154894583	0.020440138
Fan Kam Road	09/10	RR	0.27529	50	49	N	0000-0100	650	0.006964796	0.006474631	0.178290997	0.032754504
Fan Kam Road	09/10	RR	0.27529	50	49	N	0100-0200	550	0.005918633	0.005515554	0.152015072	0.02012582
Fan Kam Road	09/10	RR	0.27529	50	49	N	0200-0300	400	0.00596896	0.00556215	0.150597068	0.020191892
Fan Kam Road	09/10	RR	0.27529	50	49	N	0300-0400	300	0.005906526	0.005505445	0.150799266	0.019865815
Fan Kam Road	09/10	RR	0.27529	50	50	N	0400-0500	250	0.005778353	0.00526251	0.148494947	0.019079761
Fan Kam Road	09/10	RR	0.27529	50	49	N	0500-0600	300	0.007023386	0.006529173	0.17949622	0.03322415
Fan Kam Road	09/10	RR	0.27529	50	49	N	0600-0700	500	0.006973988	0.006483033	0.178861012	0.033090792
Fan Kam Road	09/10	RR	0.27529	50	47	N	0700-0800	1300	0.00721973	0.006714879	0.185830237	0.034600197
Fan Kam Road	09/10	RR	0.27529	50	44	N	0800-0900	2300	0.007608694	0.006996159	0.196558153	0.036986327
Fan Kam Road	09/10	RR	0.27529	50	45	N	0900-1000	2050	0.007454941	0.006935838	0.193082478	0.036127703
Fan Kam Road	09/10	RR	0.27529	50	45	N	1000-1100	2050	0.007436384	0.0069189	0.192675443	0.035995673
Fan Kam Road	09/10	RR	0.27529	50	46	N	1100-1200	1950	0.00736331	0.006742617	0.188971473	0.035123735
Fan Kam Road	09/10	RR	0.27529	50	46	N	1200-1300	1650	0.0074021	0.006778362	0.189564988	0.035360271
Fan Kam Road	09/10	RR	0.27529	50	47	N	1300-1400	1600	0.006245293	0.005822751	0.169020699	0.029269522
Fan Kam Road	09/10	RR	0.27529	50	46	N	1400-1500	1750	0.006387529	0.005845276	0.171639201	0.029781093
Fan Kam Road	09/10	RR	0.27529	50	46	N	1500-1600	1850	0.006406635	0.005862899	0.170983092	0.029745495
Fan Kam Road	09/10	RR	0.27529	50	46	N	1600-1700	1950	0.006427932	0.005882544	0.171920833	0.030011264
Fan Kam Road	09/10	RR	0.27529	50	46	N	1700-1800	2050	0.006410914	0.005866866	0.171485951	0.029916845
Fan Kam Road	09/10	RR	0.27529	50	45	N	1800-1900	2100	0.006473137	0.006037899	0.174711653	0.030581182
Fan Kam Road	09/10	RR	0.27529	50	46	N	1900-2000	1850	0.006420347	0.005875506	0.171369917	0.029925507
Fan Kam Road	09/10	RR	0.27529	50	47	N	2000-2100	1500	0.006238347	0.005816535	0.168547183	0.029221759
Fan Kam Road	09/10	RR	0.27529	50	48	N	2100-2200	1150	0.006241656	0.00570156	0.165840278	0.028794383
Fan Kam Road	09/10	RR	0.27529	50	48	N	2200-2300	1100	0.006254265	0.005713061	0.166236817	0.028959641
Fan Kam Road	09/10	RR	0.27529	50	48	N	2300-0000	950	0.006180499	0.005644888	0.165681953	0.028580561
Fan Kam Road	11	RR	0.0882	50	49	N	0000-0100	500	0.006132679	0.005712721	0.163825023	0.027089074
Fan Kam Road	11	RR	0.0882	50	49	N	0100-0200	400	0.005287033	0.004937516	0.141802985	0.016517792
Fan Kam Road	11	RR	0.0882	50	49	N	0200-0300	300	0.005145813	0.004807867	0.140567894	0.015891966
Fan Kam Road	11	RR	0.0882	50	49	N	0300-0400	250	0.005453101	0.005090017	0.143236219	0.017489852
Fan Kam Road	11	RR	0.0882	50	49	N	0400-0500	200	0.005418307	0.005057283	0.143234625	0.017187166
Fan Kam Road	11	RR	0.0882	50	49	N	0500-0600	200	0.006337098	0.005899147	0.166131213	0.027413711
Fan Kam Road	11	RR	0.0882	50	49	N	0600-0700	400	0.006138424	0.005717919	0.16344031	0.026858052
Fan Kam Road	11	RR	0.0882	50	47	N	0700-0800	1100	0.006385072	0.005951161	0.169869961	0.028403344
Fan Kam Road	11	RR	0.0882	50	43	N	0800-0900	1950	0.006910555	0.006346223	0.182823249	0.031199918
Fan Kam Road	11	RR	0.0882	50	45	N	0900-1000	1650	0.006582104	0.006135865	0.176240436	0.029671974
Fan Kam Road	11	RR	0.0882	50	45	N	1000-1100	1650	0.006580189	0.006134111	0.17597071	0.029606908
Fan Kam Road	11	RR	0.0882	50	46	N	1100-1200	1600	0.006550593	0.005994211	0.173259835	0.029118167
Fan Kam Road	11	RR	0.0882	50	46	N	1200-1300	1400	0.006542659	0.005986872	0.173268171	0.029071882
Fan Kam Road	11	RR	0.0882	50	47	N	1300-1400	1300	0.005894947	0.005502041	0.162433053	0.026507811
Fan Kam Road	11	RR	0.0882	50	46	N	1400-1500	1450	0.006035201	0.005520549	0.16496872	0.027036754
Fan Kam Road	11	RR	0.0882	50	46	N	1500-1600	1550	0.00605234	0.005536401	0.165096373	0.027044736
Fan Kam Road	11	RR	0.0882	50	46	N	1600-1700	1600	0.006063397	0.005546524	0.165164641	0.027261354
Fan Kam Road	11	RR	0.0882	50	45	N	1700-1800	1700	0.006075225	0.005672793	0.168178685	0.027573551
Fan Kam Road	11	RR	0.0882	50	46	N	1800-1900	1650	0.006047754	0.005532152	0.165267301	0.027106567
Fan Kam Road	11	RR	0.0882	50	46	N	1900-2000	1550	0.00607059	0.005553186	0.165238977	0.027176284
Fan Kam Road	11	RR	0.0882	50	47	N	2000-2100	1200	0.005843174	0.005454534	0.162134295	0.026343931
Fan Kam Road	11	RR	0.0882	50	48	N	2100-2200	950	0.0058401	0.005330952	0.159827896	0.025944911
Fan Kam Road	11	RR	0.0882	50	48	N	2200-2300	950	0.005826871	0.005318721	0.160124063	0.026028194
Fan Kam Road	11	RR	0.0882	50	48	N	2300-0000	800	0.005820627	0.005313072	0.159199769	0.025771649
Fan Kam Road	12	RR	0.09121	50	49	N	0000-0100	450	0.006474938	0.006026333	0.173899533	0.032335954
Fan Kam Road	12	RR	0.09121	50	49	N	0100-0200	350	0.005137702	0.004800802	0.139145508	0.015726783
Fan Kam Road	12	RR	0.09121	50	49	N	0200-0300	300	0.00526476	0.00491801	0.138976832	0.01648884
Fan Kam Road	12	RR	0.09121	50	49	N	0300-0400	200	0.005125793	0.004789939	0.137455342	0.015478317
Fan Kam Road	12	RR	0.09121	50	50	N	0400-0500	200	0.005111244	0.004647287	0.137014801	0.015223155
Fan Kam Road	12	RR	0.09121	50	49	N	0500-0600	200	0.006462852	0.006015567	0.173297912	0.031556275
Fan Kam Road	12	RR	0.09121	50	49	N	0600-0700	350	0.006413204	0.005969685	0.172969863	0.031894237
Fan Kam Road	12	RR	0.09121	50	47	N	0700-0800	950	0.006646768	0.006188748	0.179414674	0.033223571
Fan Kam Road	12	RR	0.09121	50	46	N	0800-0900	1550	0.006833774	0.006256341	0.182737438	0.034136584
Fan Kam Road	12	RR	0.09121	50	46	N	0900-1000	1450	0.006853279	0.006274333	0.183219083	0.034255627
Fan Kam Road	12	RR	0.09121	50	46	N	1000-1100	1500	0.006848596	0.006270053	0.183150187	0.034193153
Fan Kam Road	12	RR	0.09121	50	46	N	1100-1200	1450	0.006857672	0.006278325	0.183109358	0.034271801
Fan Kam Road	12	RR	0.09121	50	47	N	1200-1300	1250	0.00666019	0.006200947	0.179744203	0.033403866
Fan Kam Road	12	RR	0.09121	50	47	N	1300-1400	1150	0.006299906	0.005871273	0.173255232	0.031113834
Fan Kam Road	12	RR	0.09121	50	47	N	1400-1500	1300	0.00633293	0.005901545	0.173453632	0.031189634
Fan Kam Road	12	RR	0.09121	50	46	N	1500-1600	1350	0.006448078	0.005901481	0.175901766	0.031595768
Fan Kam Road	12	RR	0.09121	50	46	N	1600-1700	1400	0.006431695	0.005886369	0.17565655	0.031521883
Fan Kam Road	12	RR	0.09121	50	46	N	1700-1800	1500	0.006450267	0.00590346	0.176277837	0.031623272
Fan Kam Road	12	RR	0.09121	50	46	N	1800-1900	1650	0.006454355	0.00590721	0.175924152	0.031622708
Fan Kam Road	12	RR	0.09121	50	46	N	1900-2000	1400	0.006459504	0.00591199	0.176198722	0.031703868
Fan Kam Road	12	RR	0.09121	50	47	N	2000-2100	1100	0.006320988	0.005890762	0.173138072	0.031201012
Fan Kam Road	12	RR	0.09121	50	48	N	2100-2200	850	0.006290588	0.005746066	0.170762937	0.030773297

Traffic Data and Composite Emission Factors

Operation (2036 Traffic x 2036 Vehicle EFs)									Composite Emission Factor (g/mile-veh)			
Road Name	Road ID	Road Type	Road Length (km)	Speed Limit (km/hr)	Average Speed (km/hr)	Start Emission Estimated by Broad Brush Approach (Y/N)	Hour	Total Vehicle (Veh/hr)	RSP	FSP	Res NOx	NO2
Fan Kam Road	12	RR	0.09121	50	48	N	2200-2300	850	0.006284537	0.00574053	0.170406162	0.030616112
Fan Kam Road	12	RR	0.09121	50	48	N	2300-0000	700	0.006308596	0.005762691	0.170513457	0.030488877
Castle Peak Road - Kw	13/14	LD	0.42005	50	30	N	0000-0100	550	0.009385405	0.008739091	0.256340533	0.047153554
Castle Peak Road - Kw	13/14	LD	0.42005	50	30	N	0100-0200	450	0.008807067	0.00820735	0.230981926	0.035268738
Castle Peak Road - Kw	13/14	LD	0.42005	50	30	N	0200-0300	350	0.008673196	0.008084758	0.230530674	0.034716863
Castle Peak Road - Kw	13/14	LD	0.42005	50	30	N	0300-0400	250	0.008468729	0.007896568	0.227600352	0.032678522
Castle Peak Road - Kw	13/14	LD	0.42005	50	30	N	0400-0500	200	0.008722025	0.008128845	0.23957971	0.035932684
Castle Peak Road - Kw	13/14	LD	0.42005	50	30	N	0500-0600	250	0.009234586	0.008600579	0.259916974	0.046203375
Castle Peak Road - Kw	13/14	LD	0.42005	50	30	N	0600-0700	450	0.009580936	0.00891916	0.257824069	0.048369077
Castle Peak Road - Kw	13/14	LD	0.42005	50	28	N	0700-0800	1050	0.010124184	0.009349193	0.277266526	0.052355149
Castle Peak Road - Kw	13/14	LD	0.42005	50	25	N	0800-0900	1700	0.01092175	0.010118462	0.298689891	0.057119409
Castle Peak Road - Kw	13/14	LD	0.42005	50	25	N	0900-1000	1650	0.0109988	0.010189231	0.300899596	0.058110205
Castle Peak Road - Kw	13/14	LD	0.42005	50	25	N	1000-1100	1650	0.011005683	0.010195453	0.301788893	0.05826206
Castle Peak Road - Kw	13/14	LD	0.42005	50	25	N	1100-1200	1600	0.010954126	0.010148096	0.300710949	0.057687602
Castle Peak Road - Kw	13/14	LD	0.42005	50	26	N	1200-1300	1350	0.010645539	0.009846651	0.291190179	0.05552203
Castle Peak Road - Kw	13/14	LD	0.42005	50	27	N	1300-1400	1300	0.008963311	0.008278956	0.234864838	0.038740703
Castle Peak Road - Kw	13/14	LD	0.42005	50	26	N	1400-1500	1450	0.009252472	0.008568326	0.242279558	0.040095954
Castle Peak Road - Kw	13/14	LD	0.42005	50	26	N	1500-1600	1550	0.009265195	0.00858021	0.240902806	0.039986992
Castle Peak Road - Kw	13/14	LD	0.42005	50	26	N	1600-1700	1550	0.009336764	0.008646121	0.241581081	0.040734918
Castle Peak Road - Kw	13/14	LD	0.42005	50	25	N	1700-1800	1700	0.009648549	0.008950635	0.249672338	0.042215112
Castle Peak Road - Kw	13/14	LD	0.42005	50	25	N	1800-1900	1850	0.009614656	0.008919441	0.248602409	0.041829535
Castle Peak Road - Kw	13/14	LD	0.42005	50	26	N	1900-2000	1550	0.009275681	0.008589806	0.241402304	0.040246748
Castle Peak Road - Kw	13/14	LD	0.42005	50	27	N	2000-2100	1200	0.008991674	0.008304945	0.235956324	0.039024712
Castle Peak Road - Kw	13/14	LD	0.42005	50	28	N	2100-2200	900	0.008741125	0.008078249	0.227272152	0.037359367
Castle Peak Road - Kw	13/14	LD	0.42005	50	29	N	2200-2300	900	0.00843876	0.007776953	0.221226036	0.036031233
Castle Peak Road - Kw	13/14	LD	0.42005	50	29	N	2300-0000	800	0.00839972	0.007741357	0.221411402	0.035304665
Po Kin Road	15/16	LD	0.1415	50	30	Y	0000-0100	450	0.019048568	0.017607432	0.390776262	0.076824363
Po Kin Road	15/16	LD	0.1415	50	30	Y	0100-0200	350	0.018293598	0.016911159	0.344487447	0.053872856
Po Kin Road	15/16	LD	0.1415	50	30	Y	0200-0300	300	0.018435237	0.017043209	0.358053206	0.060690428
Po Kin Road	15/16	LD	0.1415	50	30	Y	0300-0400	200	0.017847877	0.016504761	0.340953564	0.050679869
Po Kin Road	15/16	LD	0.1415	50	30	Y	0400-0500	200	0.017732706	0.016395281	0.336666379	0.046369955
Po Kin Road	15/16	LD	0.1415	50	30	Y	0500-0600	200	0.018840995	0.017413707	0.375445745	0.068050638
Po Kin Road	15/16	LD	0.1415	50	30	Y	0600-0700	350	0.019100899	0.017654966	0.385727336	0.07567071
Po Kin Road	15/16	LD	0.1415	50	28	Y	0700-0800	900	0.019723112	0.018155213	0.405088753	0.080404654
Po Kin Road	15/16	LD	0.1415	50	24	Y	0800-0900	1650	0.021000917	0.019380943	0.437219306	0.088679815
Po Kin Road	15/16	LD	0.1415	50	25	Y	0900-1000	1400	0.020702785	0.019092064	0.431354608	0.087803361
Po Kin Road	15/16	LD	0.1415	50	25	Y	1000-1100	1400	0.020666565	0.01905922	0.42947254	0.087231182
Po Kin Road	15/16	LD	0.1415	50	26	Y	1100-1200	1350	0.020325148	0.018729925	0.421231989	0.085680613
Po Kin Road	15/16	LD	0.1415	50	26	Y	1200-1300	1150	0.020323439	0.018727624	0.421360454	0.085104219
Po Kin Road	15/16	LD	0.1415	50	27	Y	1300-1400	1100	0.020466902	0.018835126	0.448323249	0.098290835
Po Kin Road	15/16	LD	0.1415	50	26	Y	1400-1500	1200	0.020804224	0.019168807	0.455879468	0.099680351
Po Kin Road	15/16	LD	0.1415	50	26	Y	1500-1600	1300	0.02082698	0.019189979	0.457339301	0.100449754
Po Kin Road	15/16	LD	0.1415	50	25	Y	1600-1700	1300	0.021121875	0.019476688	0.464521542	0.101700669
Po Kin Road	15/16	LD	0.1415	50	25	Y	1700-1800	1450	0.021188159	0.019536516	0.464229307	0.101646961
Po Kin Road	15/16	LD	0.1415	50	25	Y	1800-1900	1350	0.021215491	0.019561985	0.469839526	0.103960385
Po Kin Road	15/16	LD	0.1415	50	26	Y	1900-2000	1300	0.020781385	0.019148734	0.455385052	0.099864786
Po Kin Road	15/16	LD	0.1415	50	27	Y	2000-2100	1000	0.020440255	0.018811288	0.445247598	0.096681939
Po Kin Road	15/16	LD	0.1415	50	28	Y	2100-2200	800	0.020235034	0.018625147	0.439308592	0.095556135
Po Kin Road	15/16	LD	0.1415	50	28	Y	2200-2300	800	0.020223323	0.018614222	0.440843033	0.095489758
Po Kin Road	15/16	LD	0.1415	50	29	Y	2300-0000	650	0.019794957	0.01819731	0.429281611	0.09201564
Po Kin Road	17/18	LD	0.1249	50	30	Y	0000-0100	300	0.020006942	0.018483794	0.449604875	0.102017992
Po Kin Road	17/18	LD	0.1249	50	30	Y	0100-0200	200	0.018813383	0.017386101	0.421267841	0.084302541
Po Kin Road	17/18	LD	0.1249	50	30	Y	0200-0300	200	0.018574427	0.017164295	0.400597564	0.075882689
Po Kin Road	17/18	LD	0.1249	50	30	Y	0300-0400	100	0.018346015	0.01696017	0.417136372	0.083706029
Po Kin Road	17/18	LD	0.1249	50	30	Y	0400-0500	100	0.018170583	0.016801307	0.393394406	0.076327969
Po Kin Road	17/18	LD	0.1249	50	30	Y	0500-0600	100	0.019018455	0.017578036	0.406926562	0.082293696
Po Kin Road	17/18	LD	0.1249	50	30	Y	0600-0700	200	0.019152717	0.017699662	0.425338425	0.090453425
Po Kin Road	17/18	LD	0.1249	50	27	Y	0700-0800	500	0.020651613	0.019003436	0.474551158	0.10654519
Po Kin Road	17/18	LD	0.1249	50	24	Y	0800-0900	750	0.021824989	0.020136209	0.502513047	0.115027987
Po Kin Road	17/18	LD	0.1249	50	24	Y	0900-1000	750	0.021925368	0.020227583	0.506665857	0.116638069
Po Kin Road	17/18	LD	0.1249	50	24	Y	1000-1100	750	0.021945689	0.02024672	0.50810972	0.11782147
Po Kin Road	17/18	LD	0.1249	50	24	Y	1100-1200	750	0.021892014	0.02019708	0.505391967	0.115757422
Po Kin Road	17/18	LD	0.1249	50	25	Y	1200-1300	600	0.021646099	0.019957802	0.500023913	0.115160065
Po Kin Road	17/18	LD	0.1249	50	26	Y	1300-1400	600	0.02097601	0.019325234	0.495789557	0.113801355
Po Kin Road	17/18	LD	0.1249	50	25	Y	1400-1500	650	0.021750581	0.02005429	0.518420179	0.122227214
Po Kin Road	17/18	LD	0.1249	50	25	Y	1500-1600	700	0.02162336	0.019936748	0.511498277	0.118339659
Po Kin Road	17/18	LD	0.1249	50	25	Y	1600-1700	700	0.021635935	0.019948301	0.513002404	0.119574915
Po Kin Road	17/18	LD	0.1249	50	24	Y	1700-1800	800	0.022024374	0.020317685	0.520752709	0.120580867
Po Kin Road	17/18	LD	0.1249	50	24	Y	1800-1900	850	0.021969668	0.020268219	0.522904356	0.121581678
Po Kin Road	17/18	LD	0.1249	50	25	Y	1900-2000	700	0.021663237	0.019973379	0.512913579	0.119413026
Po Kin Road	17/18	LD	0.1249	50	26	Y	2000-2100	500	0.020986797	0.019334351	0.492217388	0.111745333
Po Kin Road	17/18	LD	0.1249	50	28	Y	2100-2200	400	0.020565626	0.018929692	0.482149516	0.11134012
Po Kin Road	17/18	LD	0.1249	50	28	Y	2200-2300	400	0.020544511	0.018911121	0.482124805	0.111685658
Po Kin Road	17/18	LD	0.1249	50	28	Y	2300-0000	400	0.020589823	0.018954204	0.470789048	0.107287689
Po Kin Road	19/20	LD	0.2318	50	30	N	0000-0100	250	0.011041584	0.010259298	0.302378196	0.068193725
Po Kin Road	19/20	LD	0.2318	50	30	N	0100-0200	200	0.007877618	0.007353728	0.216778798	0.028509786
Po Kin Road	19/20	LD	0.2318	50	30	N	0200-0300	150	0.008616744	0.00803267	0.226160147	0.035650333
Po Kin Road	19/20	LD	0.2318	50	30	N	0300-0400	100	0.008166874	0.007618844	0.223690753	0.03145425
Po Kin Road	19/20	LD	0.2318	50	30	N	0400-0500	100	0.007185995	0.006719896	0.212261868	0.021703042
Po Kin Road	19/20	LD	0.2318	50	30	N	0500-0600	100	0.009838628	0.009155027	0.282671127	0.055158672
Po Kin Road	19/20	LD	0.2318	50	30	N	0600-0700	200	0.010795109	0.010033528	0.296723774	0.065937817
Po Kin Road	19/20	LD	0.2318	50	28	N	0700-0800	500	0.012165715	0.011227814	0.322805672	0.075434467
Po Kin Road	19/20	LD	0.2318	50	25	N	0800-0900	650	0.013093004	0.012112839	0.357595519	0.08559176

Traffic Data and Composite Emission Factors

Operation (2036 Traffic x 2036 Vehicle EFs)									Composite Emission Factor (g/mile-veh)			
Road Name	Road ID	Road Type	Road Length (km)	Speed Limit (km/hr)	Average Speed (km/hr)	Start Emission Estimated by Broad Brush Approach (Y/N)	Hour	Total Vehicle (Veh/hr)	RSP	FSP	Res NOx	NO2
Po Kin Road	19/20	LD	0.2318	50	26	N	0900-1000	600	0.012817344	0.011846479	0.347386534	0.082937815
Po Kin Road	19/20	LD	0.2318	50	26	N	1000-1100	600	0.012789682	0.011820545	0.346243514	0.082491287
Po Kin Road	19/20	LD	0.2318	50	26	N	1100-1200	600	0.012759544	0.011792982	0.345195738	0.082255184
Po Kin Road	19/20	LD	0.2318	50	27	N	1200-1300	500	0.012249242	0.011301377	0.331746152	0.078298921
Po Kin Road	19/20	LD	0.2318	50	27	N	1300-1400	500	0.012351065	0.011395507	0.329982227	0.079010499
Po Kin Road	19/20	LD	0.2318	50	27	N	1400-1500	500	0.012142214	0.011203268	0.325652468	0.0770292
Po Kin Road	19/20	LD	0.2318	50	26	N	1500-1600	600	0.012493419	0.011550034	0.338627934	0.080196754
Po Kin Road	19/20	LD	0.2318	50	26	N	1600-1700	600	0.012520674	0.011574912	0.340284556	0.080711533
Po Kin Road	19/20	LD	0.2318	50	26	N	1700-1800	600	0.012453116	0.011512653	0.338192868	0.080093777
Po Kin Road	19/20	LD	0.2318	50	25	N	1800-1900	650	0.012863107	0.011902104	0.350423865	0.083468565
Po Kin Road	19/20	LD	0.2318	50	26	N	1900-2000	600	0.012446819	0.011506544	0.336718665	0.079412298
Po Kin Road	19/20	LD	0.2318	50	27	N	2000-2100	450	0.01213199	0.01119425	0.329273914	0.077150884
Po Kin Road	19/20	LD	0.2318	50	28	N	2100-2200	350	0.011928442	0.011010028	0.319287028	0.074921111
Po Kin Road	19/20	LD	0.2318	50	28	N	2200-2300	350	0.011957141	0.011036293	0.318645656	0.074671557
Po Kin Road	19/20	LD	0.2318	50	29	N	2300-0000	300	0.011192505	0.010307237	0.308999544	0.070459824
Po Kin Road	21	LD	0.184	50	29	N	0000-0100	150	0.015066968	0.013867653	0.460917232	0.138560688
Po Kin Road	21	LD	0.184	50	30	N	0100-0200	100	0.008538439	0.007958834	0.236008592	0.034520348
Po Kin Road	21	LD	0.184	50	30	N	0200-0300	50	0.008706583	0.008109581	0.252796641	0.035740827
Po Kin Road	21	LD	0.184	50	30	N	0300-0400	50	0.009283292	0.008642757	0.236654856	0.040831681
Po Kin Road	21	LD	0.184	50	30	N	0400-0500	50	0.009090991	0.008466566	0.238792451	0.040076415
Po Kin Road	21	LD	0.184	50	30	N	0500-0600	50	0.014952624	0.013854585	0.446249156	0.138066668
Po Kin Road	21	LD	0.184	50	30	N	0600-0700	100	0.014522543	0.013458268	0.445185605	0.133446515
Po Kin Road	21	LD	0.184	50	26	N	0700-0800	300	0.016884416	0.015600369	0.515579148	0.158612213
Po Kin Road	21	LD	0.184	50	23	N	0800-0900	400	0.018241721	0.016786939	0.575666597	0.178584623
Po Kin Road	21	LD	0.184	50	22	N	0900-1000	450	0.018666781	0.017181276	0.59821753	0.185933901
Po Kin Road	21	LD	0.184	50	22	N	1000-1100	450	0.018783587	0.017288523	0.601011625	0.187798777
Po Kin Road	21	LD	0.184	50	22	N	1100-1200	400	0.018700593	0.017212272	0.600481974	0.186275774
Po Kin Road	21	LD	0.184	50	24	N	1200-1300	350	0.017728067	0.016361895	0.554880037	0.170819731
Po Kin Road	21	LD	0.184	50	25	N	1300-1400	350	0.012920618	0.011956106	0.374247379	0.096478258
Po Kin Road	21	LD	0.184	50	25	N	1400-1500	400	0.012949265	0.011982918	0.37397297	0.096989289
Po Kin Road	21	LD	0.184	50	24	N	1500-1600	400	0.013333013	0.01234053	0.385417546	0.100493313
Po Kin Road	21	LD	0.184	50	24	N	1600-1700	400	0.013354111	0.01236039	0.384537943	0.100762283
Po Kin Road	21	LD	0.184	50	23	N	1700-1800	450	0.014032852	0.012911477	0.404566503	0.106674289
Po Kin Road	21	LD	0.184	50	21	N	1800-1900	550	0.014947845	0.013793832	0.435414537	0.116618683
Po Kin Road	21	LD	0.184	50	24	N	1900-2000	400	0.01326579	0.012279053	0.38388846	0.099641423
Po Kin Road	21	LD	0.184	50	26	N	2000-2100	300	0.012648462	0.011698225	0.361607221	0.093495355
Po Kin Road	21	LD	0.184	50	27	N	2100-2200	250	0.012334608	0.011384371	0.351770749	0.090360513
Po Kin Road	21	LD	0.184	50	27	N	2200-2300	250	0.012171324	0.011234653	0.350945623	0.089669316
Po Kin Road	21	LD	0.184	50	28	N	2300-0000	200	0.0120171	0.011092902	0.33914411	0.086434342
Po Kin Road	22	LD	0.18362	50	29	N	0000-0100	150	0.012188013	0.01122379	0.33947969	0.087567336
Po Kin Road	22	LD	0.18362	50	30	N	0100-0200	100	0.007866763	0.007344837	0.216686985	0.028363368
Po Kin Road	22	LD	0.18362	50	30	N	0200-0300	100	0.007885786	0.00736476	0.20589746	0.028471307
Po Kin Road	22	LD	0.18362	50	30	N	0300-0400	50	0.007804401	0.007288783	0.208320472	0.028276496
Po Kin Road	22	LD	0.18362	50	30	N	0400-0500	50	0.006676782	0.006252945	0.197486593	0.017424464
Po Kin Road	22	LD	0.18362	50	30	N	0500-0600	50	0.010299866	0.009580409	0.313820712	0.071698206
Po Kin Road	22	LD	0.18362	50	30	N	0600-0700	100	0.01108529	0.010302843	0.32270318	0.078312594
Po Kin Road	22	LD	0.18362	50	26	N	0700-0800	300	0.012935955	0.011962351	0.368305101	0.095457837
Po Kin Road	22	LD	0.18362	50	21	N	0800-0900	550	0.015292437	0.01411068	0.445145194	0.119635543
Po Kin Road	22	LD	0.18362	50	23	N	0900-1000	400	0.014437602	0.01328544	0.412545566	0.110157987
Po Kin Road	22	LD	0.18362	50	23	N	1000-1100	450	0.014411579	0.01326159	0.411127943	0.109712505
Po Kin Road	22	LD	0.18362	50	23	N	1100-1200	450	0.014370203	0.013223255	0.412364788	0.109226193
Po Kin Road	22	LD	0.18362	50	24	N	1200-1300	400	0.013649716	0.012631419	0.393811305	0.103512314
Po Kin Road	22	LD	0.18362	50	24	N	1300-1400	350	0.014931526	0.013805017	0.434015599	0.121293296
Po Kin Road	22	LD	0.18362	50	24	N	1400-1500	400	0.014895364	0.013772074	0.433871756	0.120523869
Po Kin Road	22	LD	0.18362	50	23	N	1500-1600	450	0.015470028	0.014235887	0.451023645	0.127364192
Po Kin Road	22	LD	0.18362	50	23	N	1600-1700	450	0.015345803	0.014121527	0.448675709	0.126240371
Po Kin Road	22	LD	0.18362	50	22	N	1700-1800	500	0.015807283	0.014559413	0.469188729	0.131940442
Po Kin Road	22	LD	0.18362	50	22	N	1800-1900	500	0.015777687	0.014532231	0.467934423	0.131586258
Po Kin Road	22	LD	0.18362	50	23	N	1900-2000	450	0.015417081	0.014186834	0.450385041	0.126898126
Po Kin Road	22	LD	0.18362	50	25	N	2000-2100	350	0.01427089	0.013196621	0.418735634	0.115473377
Po Kin Road	22	LD	0.18362	50	26	N	2100-2200	250	0.013865963	0.012818892	0.405544292	0.111417396
Po Kin Road	22	LD	0.18362	50	26	N	2200-2300	250	0.013893048	0.012843338	0.404727453	0.111238018
Po Kin Road	22	LD	0.18362	50	27	N	2300-0000	200	0.013681307	0.012623276	0.389830222	0.107576181
Pak Wo Road	23	DD	0.07982	50	40	N	0000-0100	200	0.00983079	0.009049776	0.258597972	0.062235907
Pak Wo Road	23	DD	0.07982	50	40	N	0100-0200	150	0.007939441	0.007317703	0.210920786	0.03868002
Pak Wo Road	23	DD	0.07982	50	40	N	0200-0300	100	0.00812759	0.007491207	0.210644719	0.04003586
Pak Wo Road	23	DD	0.07982	50	40	N	0300-0400	100	0.00794855	0.007325734	0.218404074	0.040547422
Pak Wo Road	23	DD	0.07982	50	40	N	0400-0500	100	0.007523683	0.006934261	0.213779222	0.039964035
Pak Wo Road	23	DD	0.07982	50	40	N	0500-0600	100	0.009033425	0.008316655	0.254425152	0.059263015
Pak Wo Road	23	DD	0.07982	50	40	N	0600-0700	150	0.009463232	0.00871257	0.257732869	0.06019954
Pak Wo Road	23	DD	0.07982	50	38	N	0700-0800	400	0.010051544	0.009266361	0.272243004	0.065188056
Pak Wo Road	23	DD	0.07982	50	35	N	0800-0900	750	0.010756051	0.009925533	0.29399287	0.071279584
Pak Wo Road	23	DD	0.07982	50	36	N	0900-1000	600	0.010566261	0.009750806	0.286479679	0.069315862
Pak Wo Road	23	DD	0.07982	50	36	N	1000-1100	600	0.010591318	0.009773932	0.28717902	0.069726342
Pak Wo Road	23	DD	0.07982	50	36	N	1100-1200	600	0.010627351	0.009807117	0.287971992	0.069822291
Pak Wo Road	23	DD	0.07982	50	37	N	1200-1300	500	0.010186423	0.009405296	0.278596903	0.066469448
Pak Wo Road	23	DD	0.07982	50	37	N	1300-1400	450	0.010151243	0.009372659	0.277492555	0.067269614
Pak Wo Road	23	DD	0.07982	50	37	N	1400-1500	550	0.010299625	0.009509388	0.27852569	0.068153369
Pak Wo Road	23	DD	0.07982	50	37	N	1500-1600	550	0.010237423	0.009451903	0.278701961	0.067996281
Pak Wo Road	23	DD	0.07982	50	36	N	1600-1700	600	0.010530952	0.009719215	0.285384923	0.07013114
Pak Wo Road	23	DD	0.07982	50	36	N	1700-1800	650	0.010439895	0.009635851	0.284700357	0.069720387
Pak Wo Road	23	DD	0.07982	50	36	N	1800-1900	600	0.01044807	0.009643189	0.284836105	0.069578893
Pak Wo Road	23	DD	0.07982	50	36	N	1900-2000	550	0.010481802	0.009674089	0.285563045	0.070048066

Traffic Data and Composite Emission Factors

Operation (2036 Traffic x 2036 Vehicle EFs)									Composite Emission Factor (g/mile-veh)			
Road Name	Road ID	Road Type	Road Length (km)	Speed Limit (km/hr)	Average Speed (km/hr)	Start Emission Estimated by Broad Brush Approach (Y/N)	Hour	Total Vehicle (Veh/hr)	RSP	FSP	Res NOx	NO2
Pak Wo Road	23	DD	0.07982	50	38	N	2000-2100	450	0.009905899	0.009132754	0.270917339	0.065504067
Pak Wo Road	23	DD	0.07982	50	39	N	2100-2200	350	0.009917936	0.009149539	0.26779077	0.06506816
Pak Wo Road	23	DD	0.07982	50	39	N	2200-2300	350	0.009969757	0.009197304	0.267825709	0.065228965
Pak Wo Road	23	DD	0.07982	50	39	N	2300-0000	300	0.009687092	0.008936993	0.263286812	0.063145396
Pak Wo Road	24	DD	0.06463	50	40	N	0000-0100	150	0.010936812	0.010061329	0.293474629	0.080155776
Pak Wo Road	24	DD	0.06463	50	40	N	0100-0200	100	0.008438644	0.007776093	0.214746035	0.041400133
Pak Wo Road	24	DD	0.06463	50	40	N	0200-0300	100	0.00740435	0.006824954	0.207182215	0.038555746
Pak Wo Road	24	DD	0.06463	50	40	N	0300-0400	50	0.007491722	0.006903764	0.22160007	0.040963341
Pak Wo Road	24	DD	0.06463	50	40	N	0400-0500	50	0.007806719	0.007191611	0.224419545	0.046225831
Pak Wo Road	24	DD	0.06463	50	40	N	0500-0600	50	0.010141281	0.009328965	0.28895345	0.076825464
Pak Wo Road	24	DD	0.06463	50	40	N	0600-0700	100	0.00997885	0.00918097	0.282388985	0.074292791
Pak Wo Road	24	DD	0.06463	50	39	N	0700-0800	250	0.010755616	0.009922845	0.295247595	0.079261142
Pak Wo Road	24	DD	0.06463	50	37	N	0800-0900	450	0.011247383	0.010378788	0.310141172	0.083946843
Pak Wo Road	24	DD	0.06463	50	37	N	0900-1000	500	0.011309939	0.010436354	0.310251332	0.084326246
Pak Wo Road	24	DD	0.06463	50	37	N	1000-1100	450	0.011305368	0.010432218	0.309857831	0.084209923
Pak Wo Road	24	DD	0.06463	50	38	N	1100-1200	450	0.011121259	0.010249172	0.303143777	0.082468017
Pak Wo Road	24	DD	0.06463	50	38	N	1200-1300	350	0.011244921	0.010362856	0.305490265	0.083287656
Pak Wo Road	24	DD	0.06463	50	39	N	1300-1400	350	0.009469943	0.008738722	0.259499671	0.06358774
Pak Wo Road	24	DD	0.06463	50	38	N	1400-1500	350	0.009798813	0.009036225	0.267261537	0.065829331
Pak Wo Road	24	DD	0.06463	50	38	N	1500-1600	400	0.00984212	0.009076056	0.266893673	0.066096724
Pak Wo Road	24	DD	0.06463	50	38	N	1600-1700	400	0.00984587	0.009079549	0.269066642	0.066141319
Pak Wo Road	24	DD	0.06463	50	38	N	1700-1800	450	0.00978729	0.009025459	0.266840533	0.065924846
Pak Wo Road	24	DD	0.06463	50	37	N	1800-1900	500	0.009935704	0.0091745	0.272882123	0.067269935
Pak Wo Road	24	DD	0.06463	50	38	N	1900-2000	400	0.009894327	0.009124208	0.269507731	0.066398041
Pak Wo Road	24	DD	0.06463	50	39	N	2000-2100	300	0.009453818	0.008723674	0.261066528	0.063667934
Pak Wo Road	24	DD	0.06463	50	39	N	2100-2200	250	0.009686625	0.00893783	0.262811814	0.064800751
Pak Wo Road	24	DD	0.06463	50	39	N	2200-2300	250	0.009748537	0.008994656	0.265373439	0.06550603
Pak Wo Road	24	DD	0.06463	50	40	N	2300-0000	250	0.009305147	0.00856591	0.256408202	0.0622511
Pak Wo Road	25/26	DD	0.11311	50	39	N	0000-0100	300	0.012335871	0.011381369	0.35571983	0.106964132
Pak Wo Road	25/26	DD	0.11311	50	40	N	0100-0200	200	0.008227095	0.007580509	0.220804483	0.043458323
Pak Wo Road	25/26	DD	0.11311	50	40	N	0200-0300	100	0.007936432	0.007312505	0.223141581	0.043863395
Pak Wo Road	25/26	DD	0.11311	50	40	N	0300-0400	100	0.008003163	0.007371721	0.23323887	0.046419918
Pak Wo Road	25/26	DD	0.11311	50	40	N	0400-0500	100	0.008524261	0.007849471	0.238507211	0.053158652
Pak Wo Road	25/26	DD	0.11311	50	40	N	0500-0600	100	0.011410692	0.010487717	0.337791215	0.100279609
Pak Wo Road	25/26	DD	0.11311	50	40	N	0600-0700	200	0.011887862	0.010925965	0.348017228	0.103563934
Pak Wo Road	25/26	DD	0.11311	50	36	N	0700-0800	600	0.012923628	0.011919132	0.379332673	0.1146368
Pak Wo Road	25/26	DD	0.11311	50	31	N	0800-0900	900	0.014310078	0.013164667	0.435274661	0.132032762
Pak Wo Road	25/26	DD	0.11311	50	32	N	0900-1000	900	0.014049992	0.012907027	0.42268708	0.128154195
Pak Wo Road	25/26	DD	0.11311	50	32	N	1000-1100	900	0.014010192	0.012870439	0.421912423	0.127692772
Pak Wo Road	25/26	DD	0.11311	50	32	N	1100-1200	850	0.014106109	0.012958688	0.424328995	0.128753798
Pak Wo Road	25/26	DD	0.11311	50	34	N	1200-1300	750	0.013531931	0.012508285	0.402084328	0.121875473
Pak Wo Road	25/26	DD	0.11311	50	35	N	1300-1400	700	0.011694958	0.010779394	0.343648865	0.096400293
Pak Wo Road	25/26	DD	0.11311	50	34	N	1400-1500	750	0.011942729	0.011045334	0.351908071	0.099018658
Pak Wo Road	25/26	DD	0.11311	50	33	N	1500-1600	850	0.012334119	0.011436623	0.363076775	0.102847308
Pak Wo Road	25/26	DD	0.11311	50	33	N	1600-1700	850	0.012260002	0.011368368	0.363074719	0.102286191
Pak Wo Road	25/26	DD	0.11311	50	32	N	1700-1800	950	0.012644317	0.011611457	0.372736373	0.105644194
Pak Wo Road	25/26	DD	0.11311	50	31	N	1800-1900	1000	0.012855046	0.011822257	0.383017863	0.108705728
Pak Wo Road	25/26	DD	0.11311	50	33	N	1900-2000	850	0.012311338	0.011415536	0.363515874	0.102525799
Pak Wo Road	25/26	DD	0.11311	50	35	N	2000-2100	650	0.011707919	0.010791935	0.343821696	0.096371907
Pak Wo Road	25/26	DD	0.11311	50	37	N	2100-2200	500	0.011265883	0.010395195	0.326120293	0.09158384
Pak Wo Road	25/26	DD	0.11311	50	37	N	2200-2300	500	0.01129634	0.01042319	0.327380417	0.091717649
Pak Wo Road	25/26	DD	0.11311	50	38	N	2300-0000	400	0.011119473	0.01024374	0.319253737	0.089817843
Ching Hiu Road	27/28	LD	0.08318	50	30	Y	0000-0100	300	0.020664346	0.019083588	0.529953525	0.135787583
Ching Hiu Road	27/28	LD	0.08318	50	30	Y	0100-0200	200	0.01951465	0.018026181	0.487526396	0.112304709
Ching Hiu Road	27/28	LD	0.08318	50	30	Y	0200-0300	200	0.01931678	0.017842173	0.479566818	0.107817542
Ching Hiu Road	27/28	LD	0.08318	50	30	Y	0300-0400	100	0.018620962	0.01721243	0.454991748	0.100233387
Ching Hiu Road	27/28	LD	0.08318	50	30	Y	0400-0500	100	0.018933807	0.017494194	0.467266443	0.104648602
Ching Hiu Road	27/28	LD	0.08318	50	30	Y	0500-0600	100	0.019630633	0.018142314	0.496371048	0.123922061
Ching Hiu Road	27/28	LD	0.08318	50	30	Y	0600-0700	200	0.019859155	0.018344278	0.502645569	0.120328288
Ching Hiu Road	27/28	LD	0.08318	50	29	Y	0700-0800	550	0.020608929	0.018948965	0.535485383	0.136652834
Ching Hiu Road	27/28	LD	0.08318	50	27	Y	0800-0900	950	0.021293771	0.019594645	0.550551632	0.13836836
Ching Hiu Road	27/28	LD	0.08318	50	28	Y	0900-1000	850	0.021098583	0.019421036	0.54418746	0.137986779
Ching Hiu Road	27/28	LD	0.08318	50	28	Y	1000-1100	850	0.021053949	0.019380365	0.54314242	0.137491939
Ching Hiu Road	27/28	LD	0.08318	50	28	Y	1100-1200	850	0.021050447	0.019377033	0.543046438	0.136956271
Ching Hiu Road	27/28	LD	0.08318	50	28	Y	1200-1300	700	0.021049142	0.019375455	0.544359627	0.137515731
Ching Hiu Road	27/28	LD	0.08318	50	29	Y	1300-1400	700	0.02138604	0.019661146	0.564590041	0.151356705
Ching Hiu Road	27/28	LD	0.08318	50	28	Y	1400-1500	750	0.021777093	0.020045701	0.575289192	0.15411732
Ching Hiu Road	27/28	LD	0.08318	50	28	Y	1500-1600	800	0.02184469	0.020108524	0.57515282	0.155573727
Ching Hiu Road	27/28	LD	0.08318	50	28	Y	1600-1700	800	0.021842595	0.020106732	0.580638228	0.156968589
Ching Hiu Road	27/28	LD	0.08318	50	28	Y	1700-1800	900	0.02169093	0.019967544	0.576096082	0.154225783
Ching Hiu Road	27/28	LD	0.08318	50	27	Y	1800-1900	900	0.021948057	0.020199106	0.583403757	0.155667246
Ching Hiu Road	27/28	LD	0.08318	50	28	Y	1900-2000	800	0.021764984	0.020035018	0.57509735	0.153885165
Ching Hiu Road	27/28	LD	0.08318	50	29	Y	2000-2100	600	0.021355103	0.019633631	0.565063537	0.151947029
Ching Hiu Road	27/28	LD	0.08318	50	29	Y	2100-2200	500	0.021537875	0.019799979	0.570830178	0.154451772
Ching Hiu Road	27/28	LD	0.08318	50	29	Y	2200-2300	500	0.021428697	0.019701527	0.568275409	0.154137544
Ching Hiu Road	27/28	LD	0.08318	50	30	Y	2300-0000	400	0.021077804	0.019464197	0.548129483	0.146407787
Ching Hiu Road	29/30	LD	0.28297	50	30	Y	0000-0100	300	0.020357222	0.018801209	0.504550749	0.122725819
Ching Hiu Road	29/30	LD	0.28297	50	30	Y	0100-0200	200	0.019547531	0.01805753	0.485442664	0.111824416
Ching Hiu Road	29/30	LD	0.28297	50	30	Y	0200-0300	200	0.019203059	0.017738712	0.467578085	0.103139998
Ching Hiu Road	29/30	LD	0.28297	50	30	Y	0300-0400	100	0.018541792	0.017138944	0.448488461	0.095187278
Ching Hiu Road	29/30	LD	0.28297	50	30	Y	0400-0500	100	0.018772502	0.017350692	0.457132028	0.102113397
Ching Hiu Road	29/30	LD	0.28297	50	30	Y	0500-0600	100	0.019505482	0.018022584	0.469490858	0.10922465
Ching Hiu Road	29/30	LD	0.28297	50	30	Y	0600-0700	200	0.01980324	0.018292245	0.485025734	0.113022912

Traffic Data and Composite Emission Factors

Operation (2036 Traffic x 2036 Vehicle EFs)									Composite Emission Factor (g/mile-veh)			
Road Name	Road ID	Road Type	Road Length (km)	Speed Limit (km/hr)	Average Speed (km/hr)	Start Emission Estimated by Broad Brush Approach (Y/N)	Hour	Total Vehicle (Veh/hr)	RSP	FSP	Res NOx	NO2
Ching Hiu Road	29/30	LD	0.28297	50	29	Y	0700-0800	600	0.020584128	0.018924322	0.509577834	0.123776491
Ching Hiu Road	29/30	LD	0.28297	50	27	Y	0800-0900	1000	0.021171403	0.019478321	0.523407678	0.125251643
Ching Hiu Road	29/30	LD	0.28297	50	28	Y	0900-1000	900	0.021012302	0.019340135	0.516424757	0.124743149
Ching Hiu Road	29/30	LD	0.28297	50	28	Y	1000-1100	900	0.020970416	0.019302024	0.516934195	0.124566541
Ching Hiu Road	29/30	LD	0.28297	50	28	Y	1100-1200	850	0.0210425	0.019368122	0.519476403	0.126016107
Ching Hiu Road	29/30	LD	0.28297	50	28	Y	1200-1300	750	0.020913743	0.019249109	0.514066323	0.123551701
Ching Hiu Road	29/30	LD	0.28297	50	29	Y	1300-1400	700	0.020621533	0.01895916	0.514112813	0.124894418
Ching Hiu Road	29/30	LD	0.28297	50	28	Y	1400-1500	800	0.021154366	0.019471986	0.530390417	0.130619104
Ching Hiu Road	29/30	LD	0.28297	50	28	Y	1500-1600	850	0.02106062	0.019385199	0.526839	0.128708408
Ching Hiu Road	29/30	LD	0.28297	50	28	Y	1600-1700	850	0.021087207	0.019409918	0.527099559	0.128918562
Ching Hiu Road	29/30	LD	0.28297	50	28	Y	1700-1800	900	0.020977893	0.019310519	0.524707012	0.128189969
Ching Hiu Road	29/30	LD	0.28297	50	27	Y	1800-1900	950	0.021264878	0.019566197	0.535275671	0.130647364
Ching Hiu Road	29/30	LD	0.28297	50	28	Y	1900-2000	850	0.021047261	0.019373976	0.526987511	0.128965566
Ching Hiu Road	29/30	LD	0.28297	50	29	Y	2000-2100	650	0.020449584	0.018801919	0.508356511	0.122843677
Ching Hiu Road	29/30	LD	0.28297	50	29	Y	2100-2200	500	0.020650021	0.018985755	0.517245712	0.127195661
Ching Hiu Road	29/30	LD	0.28297	50	29	Y	2200-2300	500	0.020619375	0.018956561	0.518369343	0.126440174
Ching Hiu Road	29/30	LD	0.28297	50	30	Y	2300-0000	400	0.020252335	0.018704878	0.500543746	0.121367667
Ching Hiu Road	31/32	LD	0.1094	50	30	Y	0000-0100	200	0.020782043	0.019185489	0.541126193	0.136736821
Ching Hiu Road	31/32	LD	0.1094	50	30	Y	0100-0200	100	0.019485941	0.017996695	0.523016541	0.124291404
Ching Hiu Road	31/32	LD	0.1094	50	30	Y	0200-0300	100	0.01978405	0.018271565	0.563846048	0.143952982
Ching Hiu Road	31/32	LD	0.1094	50	30	Y	0300-0400	100	0.019773981	0.018258855	0.533217758	0.131784966
Ching Hiu Road	31/32	LD	0.1094	50	30	Y	0400-0500	100	0.020500726	0.018922686	0.565822499	0.146638605
Ching Hiu Road	31/32	LD	0.1094	50	30	Y	0500-0600	100	0.021501996	0.01984107	0.57687049	0.154139071
Ching Hiu Road	31/32	LD	0.1094	50	30	Y	0600-0700	100	0.020876803	0.019268392	0.555448754	0.139773887
Ching Hiu Road	31/32	LD	0.1094	50	30	Y	0700-0800	400	0.021581647	0.01991869	0.580990366	0.155628885
Ching Hiu Road	31/32	LD	0.1094	50	30	Y	0800-0900	550	0.021402341	0.019753288	0.577953002	0.153313434
Ching Hiu Road	31/32	LD	0.1094	50	29	Y	0900-1000	550	0.021770633	0.020015462	0.587021727	0.155396566
Ching Hiu Road	31/32	LD	0.1094	50	29	Y	1000-1100	550	0.021712622	0.019962463	0.585876683	0.154748687
Ching Hiu Road	31/32	LD	0.1094	50	29	Y	1100-1200	550	0.021773001	0.020017628	0.590489713	0.156230304
Ching Hiu Road	31/32	LD	0.1094	50	30	Y	1200-1300	450	0.021473288	0.019819055	0.581671375	0.156103224
Ching Hiu Road	31/32	LD	0.1094	50	30	Y	1300-1400	450	0.019970036	0.018446834	0.4290389	0.092031249
Ching Hiu Road	31/32	LD	0.1094	50	30	Y	1400-1500	500	0.020209833	0.018667406	0.442317021	0.099909294
Ching Hiu Road	31/32	LD	0.1094	50	29	Y	1500-1600	500	0.020533815	0.01887606	0.454178255	0.102821631
Ching Hiu Road	31/32	LD	0.1094	50	29	Y	1600-1700	550	0.020427504	0.018777262	0.446287106	0.098531908
Ching Hiu Road	31/32	LD	0.1094	50	29	Y	1700-1800	600	0.020316416	0.018676214	0.445111073	0.098153241
Ching Hiu Road	31/32	LD	0.1094	50	29	Y	1800-1900	650	0.02033857	0.018696723	0.446797441	0.098666899
Ching Hiu Road	31/32	LD	0.1094	50	29	Y	1900-2000	500	0.020462559	0.018811719	0.450117935	0.101784934
Ching Hiu Road	31/32	LD	0.1094	50	30	Y	2000-2100	400	0.020096435	0.018564262	0.442539899	0.099057607
Ching Hiu Road	31/32	LD	0.1094	50	30	Y	2100-2200	300	0.019811875	0.018301908	0.427464415	0.090651717
Ching Hiu Road	31/32	LD	0.1094	50	30	Y	2200-2300	300	0.01987373	0.018357451	0.43093557	0.091582754
Ching Hiu Road	31/32	LD	0.1094	50	30	Y	2300-0000	300	0.019733826	0.018232246	0.426057048	0.091529738
Ching Shing Road	33/34	LD	0.19971	50	29	Y	0000-0100	350	0.020681044	0.019013053	0.545856359	0.138182948
Ching Shing Road	33/34	LD	0.19971	50	30	Y	0100-0200	300	0.020142532	0.018600891	0.523461751	0.129564464
Ching Shing Road	33/34	LD	0.19971	50	30	Y	0200-0300	200	0.019658851	0.018157159	0.502471947	0.118350576
Ching Shing Road	33/34	LD	0.19971	50	30	Y	0300-0400	200	0.019438134	0.017951204	0.497125098	0.114364779
Ching Shing Road	33/34	LD	0.19971	50	30	Y	0400-0500	150	0.018913497	0.017477095	0.49266555	0.112520738
Ching Shing Road	33/34	LD	0.19971	50	30	Y	0500-0600	150	0.019370957	0.017897596	0.505497398	0.120946462
Ching Shing Road	33/34	LD	0.19971	50	30	Y	0600-0700	250	0.019808369	0.018298117	0.513942326	0.125823577
Ching Shing Road	33/34	LD	0.19971	50	27	Y	0700-0800	750	0.020990433	0.019310846	0.559502393	0.138487849
Ching Shing Road	33/34	LD	0.19971	50	22	Y	0800-0900	1150	0.023162653	0.021311469	0.629711782	0.157802616
Ching Shing Road	33/34	LD	0.19971	50	23	Y	0900-1000	1100	0.022774653	0.020930766	0.614048656	0.154347981
Ching Shing Road	33/34	LD	0.19971	50	23	Y	1000-1100	1100	0.022794304	0.020948276	0.61287687	0.153923743
Ching Shing Road	33/34	LD	0.19971	50	23	Y	1100-1200	1100	0.022741028	0.020899567	0.61438784	0.15334413
Ching Shing Road	33/34	LD	0.19971	50	25	Y	1200-1300	900	0.021849677	0.020141445	0.588291964	0.146741896
Ching Shing Road	33/34	LD	0.19971	50	26	Y	1300-1400	850	0.020524698	0.018906372	0.490564791	0.108948002
Ching Shing Road	33/34	LD	0.19971	50	25	Y	1400-1500	950	0.021039412	0.019398373	0.504890035	0.11329605
Ching Shing Road	33/34	LD	0.19971	50	24	Y	1500-1600	1000	0.021403082	0.019749388	0.515849996	0.116164847
Ching Shing Road	33/34	LD	0.19971	50	24	Y	1600-1700	1050	0.021440593	0.019783582	0.518591641	0.117297174
Ching Shing Road	33/34	LD	0.19971	50	23	Y	1700-1800	1100	0.021926508	0.020147491	0.528566206	0.120028437
Ching Shing Road	33/34	LD	0.19971	50	23	Y	1800-1900	1200	0.021848348	0.020075334	0.526023794	0.118334936
Ching Shing Road	33/34	LD	0.19971	50	24	Y	1900-2000	1000	0.021389314	0.019737057	0.515270088	0.11610857
Ching Shing Road	33/34	LD	0.19971	50	26	Y	2000-2100	800	0.020505997	0.018889261	0.49127381	0.108439599
Ching Shing Road	33/34	LD	0.19971	50	27	Y	2100-2200	650	0.020224946	0.01860864	0.485734458	0.108326609
Ching Shing Road	33/34	LD	0.19971	50	27	Y	2200-2300	650	0.020289186	0.018668056	0.488211767	0.109846429
Ching Shing Road	33/34	LD	0.19971	50	28	Y	2300-0000	550	0.019955845	0.018368188	0.467747225	0.102824041
Ping Kong Road	35a/36a	LD	0.08788	50	30	Y	0000-0100	300	0.018875029	0.017453252	0.343830452	0.060762427
Ping Kong Road	35a/36a	LD	0.08788	50	30	Y	0100-0200	200	0.017371942	0.01607105	0.269174682	0.021738933
Ping Kong Road	35a/36a	LD	0.08788	50	30	Y	0200-0300	150	0.017070023	0.01579266	0.252692411	0.01405805
Ping Kong Road	35a/36a	LD	0.08788	50	30	Y	0300-0400	100	0.017058808	0.015783341	0.250432942	0.01376111
Ping Kong Road	35a/36a	LD	0.08788	50	30	Y	0400-0500	100	0.016941008	0.015671949	0.247548802	0.010549607
Ping Kong Road	35a/36a	LD	0.08788	50	30	Y	0500-0600	100	0.018614234	0.017208122	0.320734518	0.047497972
Ping Kong Road	35a/36a	LD	0.08788	50	30	Y	0600-0700	200	0.018702456	0.017294277	0.3372902	0.056326618
Ping Kong Road	35a/36a	LD	0.08788	50	27	Y	0700-0800	550	0.019623853	0.018064661	0.356339554	0.062033332
Ping Kong Road	35a/36a	LD	0.08788	50	22	Y	0800-0900	1150	0.021548074	0.01982343	0.396388503	0.072709135
Ping Kong Road	35a/36a	LD	0.08788	50	24	Y	0900-1000	850	0.020696301	0.01910116	0.378325456	0.067771032
Ping Kong Road	35a/36a	LD	0.08788	50	24	Y	1000-1100	900	0.020758991	0.019157928	0.381661677	0.068930259
Ping Kong Road	35a/36a	LD	0.08788	50	25	Y	1100-1200	800	0.020371551	0.018789341	0.371986015	0.066193836
Ping Kong Road	35a/36a	LD	0.08788	50	26	Y	1200-1300	700	0.019977149	0.018413722	0.364444478	0.06426941
Ping Kong Road	35a/36a	LD	0.08788	50	26	Y	1300-1400	650	0.02110136	0.019454705	0.420981013	0.093161104
Ping Kong Road	35a/36a	LD	0.08788	50	25	Y	1400-1500	700	0.021519219	0.019845161	0.429118862	0.095663001
Ping Kong Road	35a/36a	LD	0.08788	50	25	Y	1500-1600	800	0.02142298	0.019757537	0.426871004	0.094569056
Ping Kong Road	35a/36a	LD	0.08788	50	24	Y	1600-1700	800	0.021856154	0.020160971	0.438108304	0.097829799
Ping Kong Road	35a/36a	LD	0.08788	50	23	Y	1700-1800	900	0.022420115	0.020602083	0.453908906	0.103853906

Traffic Data and Composite Emission Factors

Operation (2036 Traffic x 2036 Vehicle EFs)									Composite Emission Factor (g/mile-veh)			
Road Name	Road ID	Road Type	Road Length (km)	Speed Limit (km/hr)	Average Speed (km/hr)	Start Emission Estimated by Broad Brush Approach (Y/N)	Hour	Total Vehicle (Veh/hr)	RSP	FSP	Res NOx	NO2
Ping Kong Road	35a/36a	LD	0.08788	50	25	Y	1800-1900	650	0.021453603	0.019785142	0.426456456	0.094231916
Ping Kong Road	35a/36a	LD	0.08788	50	24	Y	1900-2000	800	0.021810793	0.020120332	0.437382318	0.097949033
Ping Kong Road	35a/36a	LD	0.08788	50	26	Y	2000-2100	600	0.021253687	0.01959428	0.422106563	0.094355469
Ping Kong Road	35a/36a	LD	0.08788	50	27	Y	2100-2200	500	0.02080966	0.019160836	0.412653343	0.091331971
Ping Kong Road	35a/36a	LD	0.08788	50	27	Y	2200-2300	450	0.020789778	0.019142896	0.411579055	0.090978779
Ping Kong Road	35a/36a	LD	0.08788	50	28	Y	2300-0000	400	0.020017486	0.018428978	0.397707966	0.085112369
Ping Kong Road	35b/36b	LD	0.13047	50	30	Y	0000-0100	150	0.018664395	0.017265009	0.360098456	0.070165729
Ping Kong Road	35b/36b	LD	0.13047	50	30	Y	0100-0200	100	0.01663656	0.015398413	0.24361061	0.010328921
Ping Kong Road	35b/36b	LD	0.13047	50	30	Y	0200-0300	100	0.016906534	0.015638326	0.25189376	0.010673555
Ping Kong Road	35b/36b	LD	0.13047	50	30	Y	0300-0400	100	0.016700783	0.015452661	0.250674964	0.010569301
Ping Kong Road	35b/36b	LD	0.13047	50	30	Y	0400-0500	100	0.017052436	0.015772697	0.247938079	0.010597381
Ping Kong Road	35b/36b	LD	0.13047	50	30	Y	0500-0600	100	0.019887298	0.018376067	0.373583778	0.074157149
Ping Kong Road	35b/36b	LD	0.13047	50	30	Y	0600-0700	100	0.019309879	0.017852139	0.365220974	0.072152205
Ping Kong Road	35b/36b	LD	0.13047	50	29	Y	0700-0800	250	0.020474308	0.018819249	0.398772194	0.086406188
Ping Kong Road	35b/36b	LD	0.13047	50	25	Y	0800-0900	600	0.021561258	0.019882788	0.430017991	0.095530899
Ping Kong Road	35b/36b	LD	0.13047	50	27	Y	0900-1000	450	0.020860177	0.019204439	0.415341867	0.091024613
Ping Kong Road	35b/36b	LD	0.13047	50	27	Y	1000-1100	450	0.020839421	0.019185815	0.414185873	0.090752186
Ping Kong Road	35b/36b	LD	0.13047	50	27	Y	1100-1200	400	0.020903551	0.01924616	0.417017251	0.092712666
Ping Kong Road	35b/36b	LD	0.13047	50	28	Y	1200-1300	350	0.020559703	0.018927071	0.406244646	0.088921328
Ping Kong Road	35b/36b	LD	0.13047	50	28	Y	1300-1400	300	0.022449863	0.020671053	0.497546075	0.136031636
Ping Kong Road	35b/36b	LD	0.13047	50	28	Y	1400-1500	350	0.022462565	0.02068296	0.498537228	0.136354694
Ping Kong Road	35b/36b	LD	0.13047	50	27	Y	1500-1600	350	0.022750777	0.020954519	0.510684251	0.140513179
Ping Kong Road	35b/36b	LD	0.13047	50	27	Y	1600-1700	400	0.022545102	0.020767662	0.504868116	0.138081667
Ping Kong Road	35b/36b	LD	0.13047	50	27	Y	1700-1800	450	0.022972046	0.021157535	0.517829793	0.144030815
Ping Kong Road	35b/36b	LD	0.13047	50	28	Y	1800-1900	300	0.022464522	0.020684705	0.498137463	0.136430759
Ping Kong Road	35b/36b	LD	0.13047	50	27	Y	1900-2000	350	0.022705163	0.020913551	0.508590464	0.140129993
Ping Kong Road	35b/36b	LD	0.13047	50	28	Y	2000-2100	300	0.022520552	0.020736695	0.500238611	0.137423425
Ping Kong Road	35b/36b	LD	0.13047	50	29	Y	2100-2200	200	0.022351123	0.020549413	0.496379928	0.13778724
Ping Kong Road	35b/36b	LD	0.13047	50	29	Y	2200-2300	200	0.022360296	0.020557142	0.496725226	0.137452686
Ping Kong Road	35b/36b	LD	0.13047	50	30	Y	2300-0000	250	0.0214122	0.019789535	0.494013492	0.138875444
Ping Kong Road	35d/36d	LD	0.05136	50	30	Y	0000-0100	100	0.017173525	0.015894592	0.225981772	0.009953383
Ping Kong Road	35d/36d	LD	0.05136	50	30	Y	0100-0200	100	0.017437265	0.016129047	0.233886038	0.010284349
Ping Kong Road	35d/36d	LD	0.05136	50	30	Y	0200-0300	100	0.017300058	0.016009107	0.226132223	0.009998857
Ping Kong Road	35d/36d	LD	0.05136	50	30	Y	0300-0400	100	0.017932539	0.016582271	0.225445222	0.010181646
Ping Kong Road	35d/36d	LD	0.05136	50	30	Y	0400-0500	100	0.016950312	0.015691429	0.227738851	0.009936224
Ping Kong Road	35d/36d	LD	0.05136	50	30	Y	0500-0600	100	0.018108497	0.01675034	0.239084475	0.015516615
Ping Kong Road	35d/36d	LD	0.05136	50	30	Y	0600-0700	100	0.018056828	0.016702499	0.22752101	0.01291071
Ping Kong Road	35d/36d	LD	0.05136	50	30	Y	0700-0800	250	0.019004597	0.017570656	0.264627814	0.030233217
Ping Kong Road	35d/36d	LD	0.05136	50	28	Y	0800-0900	550	0.019521386	0.017967717	0.263379062	0.02829181
Ping Kong Road	35d/36d	LD	0.05136	50	29	Y	0900-1000	400	0.019229548	0.017672682	0.270738919	0.029731342
Ping Kong Road	35d/36d	LD	0.05136	50	29	Y	1000-1100	400	0.019199044	0.017645173	0.269586499	0.029528413
Ping Kong Road	35d/36d	LD	0.05136	50	29	Y	1100-1200	400	0.019205055	0.017652439	0.268402186	0.030186214
Ping Kong Road	35d/36d	LD	0.05136	50	30	Y	1200-1300	350	0.019074842	0.017633356	0.26720014	0.031653256
Ping Kong Road	35d/36d	LD	0.05136	50	30	Y	1300-1400	300	0.019805242	0.018308452	0.263155911	0.035467356
Ping Kong Road	35d/36d	LD	0.05136	50	29	Y	1400-1500	350	0.020104264	0.018483254	0.256640852	0.033730669
Ping Kong Road	35d/36d	LD	0.05136	50	29	Y	1500-1600	350	0.020477761	0.018825859	0.274361085	0.041501578
Ping Kong Road	35d/36d	LD	0.05136	50	29	Y	1600-1700	350	0.020525492	0.018868406	0.273455631	0.040603682
Ping Kong Road	35d/36d	LD	0.05136	50	29	Y	1700-1800	450	0.020387533	0.018741107	0.269249626	0.038526498
Ping Kong Road	35d/36d	LD	0.05136	50	30	Y	1800-1900	350	0.019673756	0.018186081	0.269218011	0.035845034
Ping Kong Road	35d/36d	LD	0.05136	50	29	Y	1900-2000	350	0.020661935	0.018992509	0.274891504	0.041186126
Ping Kong Road	35d/36d	LD	0.05136	50	30	Y	2000-2100	300	0.019873249	0.018371305	0.265750845	0.036855468
Ping Kong Road	35d/36d	LD	0.05136	50	30	Y	2100-2200	250	0.020502124	0.018945133	0.273577901	0.041997026
Ping Kong Road	35d/36d	LD	0.05136	50	30	Y	2200-2300	250	0.020391141	0.018845458	0.273149001	0.04224108
Ping Kong Road	35d/36d	LD	0.05136	50	30	Y	2300-0000	200	0.0183734	0.016998534	0.242596766	0.025310478
Ping Kong Road	35e/36e	LD	0.37785	50	30	Y	0000-0100	100	0.016507586	0.01527904	0.248247415	0.010431484
Ping Kong Road	35e/36e	LD	0.37785	50	30	Y	0100-0200	100	0.017448629	0.016133689	0.244054005	0.010604256
Ping Kong Road	35e/36e	LD	0.37785	50	30	Y	0200-0300	100	0.018259636	0.016848632	0.279133065	0.011957192
Ping Kong Road	35e/36e	LD	0.37785	50	30	Y	0300-0400	100	0.019267091	0.017736717	0.322734822	0.013638773
Ping Kong Road	35e/36e	LD	0.37785	50	30	Y	0400-0500	100	0.013844564	0.012831236	0.312724443	0.01157902
Ping Kong Road	35e/36e	LD	0.37785	50	30	Y	0500-0600	100	0.018621417	0.017197357	0.337052839	0.029801583
Ping Kong Road	35e/36e	LD	0.37785	50	30	Y	0600-0700	100	0.021148016	0.019503668	0.293167377	0.027326956
Ping Kong Road	35e/36e	LD	0.37785	50	30	Y	0700-0800	100	0.02061512	0.019034444	0.314519717	0.040064823
Ping Kong Road	35e/36e	LD	0.37785	50	30	Y	0800-0900	150	0.021115786	0.019494067	0.333013793	0.052010762
Ping Kong Road	35e/36e	LD	0.37785	50	30	Y	0900-1000	100	0.021898515	0.020216184	0.349856865	0.06252147
Ping Kong Road	35e/36e	LD	0.37785	50	30	Y	1000-1100	100	0.021898515	0.020216184	0.349856865	0.06252147
Ping Kong Road	35e/36e	LD	0.37785	50	30	Y	1100-1200	100	0.022118215	0.020414135	0.356873466	0.063965903
Ping Kong Road	35e/36e	LD	0.37785	50	30	Y	1200-1300	100	0.022695571	0.020941082	0.366475705	0.070018839
Ping Kong Road	35e/36e	LD	0.37785	50	30	Y	1300-1400	100	0.024362667	0.022456065	0.345227508	0.0563575
Ping Kong Road	35e/36e	LD	0.37785	50	30	Y	1400-1500	100	0.024279768	0.022384938	0.342404796	0.056500806
Ping Kong Road	35e/36e	LD	0.37785	50	30	Y	1500-1600	100	0.0241031	0.022227948	0.334380685	0.055531415
Ping Kong Road	35e/36e	LD	0.37785	50	30	Y	1600-1700	100	0.024015196	0.022148633	0.332194779	0.055134666
Ping Kong Road	35e/36e	LD	0.37785	50	30	Y	1700-1800	100	0.023862009	0.022012809	0.328192918	0.054709476
Ping Kong Road	35e/36e	LD	0.37785	50	30	Y	1800-1900	100	0.023982404	0.022119316	0.343408686	0.058729456
Ping Kong Road	35e/36e	LD	0.37785	50	30	Y	1900-2000	100	0.0241031	0.022227948	0.334380685	0.055531415
Ping Kong Road	35e/36e	LD	0.37785	50	30	Y	2000-2100	100	0.02402416	0.022172121	0.326284689	0.059914078
Ping Kong Road	35e/36e	LD	0.37785	50	30	Y	2100-2200	100	0.023721488	0.021890515	0.346776641	0.062949699
Ping Kong Road	35e/36e	LD	0.37785	50	30	Y	2200-2300	100	0.024417263	0.022526616	0.347820294	0.065529628
Ping Kong Road	35e/36e	LD	0.37785	50	30	Y	2300-0000	100	0.017975946	0.016629076	0.318012863	0.042060103
Po Ping Road	37/38	LD	0.09988	50	30	Y	0000-0100	200	0.020012435	0.018495852	0.458526098	0.112258721
Po Ping Road	37/38	LD	0.09988	50	30	Y	0100-0200	150	0.017376465	0.016074423	0.317961364	0.039208154
Po Ping Road	37/38	LD	0.09988	50	30	Y	0200-0300	100	0.017454198	0.01614309	0.308935954	0.036251668
Po Ping Road	37/38	LD	0.09988	50	30	Y	0300-0400	100	0.017536693	0.016220751	0.315224664	0.041969515
Po Ping Road	37/38	LD	0.09988	50	30	Y	0400-0500	100	0.018087404	0.016720327	0.329735229	0.048160287

Traffic Data and Composite Emission Factors

Operation (2036 Traffic x 2036 Vehicle EFs)									Composite Emission Factor (g/mile-veh)			
Road Name	Road ID	Road Type	Road Length (km)	Speed Limit (km/hr)	Average Speed (km/hr)	Start Emission Estimated by Broad Brush Approach (Y/N)	Hour	Total Vehicle (Veh/hr)	RSP	FSP	Res NOx	NO2
Po Ping Road	37/38	LD	0.09988	50	30	Y	0500-0600	100	0.020287305	0.01874498	0.458877192	0.114171095
Po Ping Road	37/38	LD	0.09988	50	30	Y	0600-0700	200	0.019890706	0.018382221	0.46128943	0.110278155
Po Ping Road	37/38	LD	0.09988	50	30	Y	0700-0800	400	0.020389345	0.018845174	0.469200954	0.12015031
Po Ping Road	37/38	LD	0.09988	50	28	Y	0800-0900	800	0.020873629	0.019216996	0.477956608	0.119992834
Po Ping Road	37/38	LD	0.09988	50	29	Y	0900-1000	650	0.020541007	0.018884528	0.471487316	0.118925596
Po Ping Road	37/38	LD	0.09988	50	29	Y	1000-1100	650	0.020503709	0.018850577	0.471725731	0.118933493
Po Ping Road	37/38	LD	0.09988	50	29	Y	1100-1200	650	0.020518432	0.018864778	0.474287584	0.120238476
Po Ping Road	37/38	LD	0.09988	50	29	Y	1200-1300	550	0.020671774	0.019004171	0.481558473	0.122747444
Po Ping Road	37/38	LD	0.09988	50	29	Y	1300-1400	500	0.021087087	0.019386871	0.519465813	0.139201894
Po Ping Road	37/38	LD	0.09988	50	29	Y	1400-1500	550	0.020935	0.019246943	0.515849479	0.135330805
Po Ping Road	37/38	LD	0.09988	50	29	Y	1500-1600	600	0.021084743	0.019385198	0.520268316	0.139093565
Po Ping Road	37/38	LD	0.09988	50	29	Y	1600-1700	600	0.02101322	0.019319857	0.517101449	0.137801015
Po Ping Road	37/38	LD	0.09988	50	29	Y	1700-1800	650	0.021023125	0.019329868	0.521948647	0.140364802
Po Ping Road	37/38	LD	0.09988	50	29	Y	1800-1900	600	0.020919466	0.019233366	0.512248195	0.135157705
Po Ping Road	37/38	LD	0.09988	50	29	Y	1900-2000	600	0.021020932	0.019327238	0.519194304	0.138673727
Po Ping Road	37/38	LD	0.09988	50	30	Y	2000-2100	450	0.020710723	0.019138163	0.508914255	0.136198059
Po Ping Road	37/38	LD	0.09988	50	30	Y	2100-2200	350	0.020731679	0.019156171	0.510738611	0.136448855
Po Ping Road	37/38	LD	0.09988	50	30	Y	2200-2300	350	0.020768385	0.019191585	0.511066112	0.137875589
Po Ping Road	37/38	LD	0.09988	50	30	Y	2300-0000	300	0.020691638	0.019120754	0.514386137	0.13708501
Po Ping Road	39/40	LD	0.04557	50	30	Y	0000-0100	200	0.019356563	0.017890665	0.412436769	0.088678269
Po Ping Road	39/40	LD	0.04557	50	30	Y	0100-0200	150	0.017432554	0.016123757	0.32168567	0.039676495
Po Ping Road	39/40	LD	0.04557	50	30	Y	0200-0300	100	0.017067291	0.015795514	0.304321665	0.036160844
Po Ping Road	39/40	LD	0.04557	50	30	Y	0300-0400	100	0.017290755	0.01600432	0.306128555	0.042435456
Po Ping Road	39/40	LD	0.04557	50	30	Y	0400-0500	100	0.018323552	0.016938614	0.322975246	0.048440078
Po Ping Road	39/40	LD	0.04557	50	30	Y	0500-0600	100	0.019757698	0.018257714	0.407222383	0.091168925
Po Ping Road	39/40	LD	0.04557	50	30	Y	0600-0700	150	0.019756344	0.018256518	0.44715417	0.103222835
Po Ping Road	39/40	LD	0.04557	50	29	Y	0700-0800	400	0.020017483	0.018402688	0.435194429	0.099920098
Po Ping Road	39/40	LD	0.04557	50	26	Y	0800-0900	750	0.020547679	0.018939798	0.440963002	0.0968271
Po Ping Road	39/40	LD	0.04557	50	27	Y	0900-1000	600	0.020385889	0.018767973	0.449021088	0.102697993
Po Ping Road	39/40	LD	0.04557	50	26	Y	1000-1100	600	0.020818035	0.019189958	0.459714919	0.105879727
Po Ping Road	39/40	LD	0.04557	50	27	Y	1100-1200	600	0.020479539	0.018853466	0.452632598	0.104328081
Po Ping Road	39/40	LD	0.04557	50	28	Y	1200-1300	500	0.020254048	0.018645357	0.446479213	0.102527951
Po Ping Road	39/40	LD	0.04557	50	28	Y	1300-1400	500	0.02012388	0.018524841	0.459881322	0.103887539
Po Ping Road	39/40	LD	0.04557	50	28	Y	1400-1500	500	0.020093039	0.018496742	0.457280711	0.103027265
Po Ping Road	39/40	LD	0.04557	50	27	Y	1500-1600	550	0.020463552	0.018836236	0.469821475	0.108308131
Po Ping Road	39/40	LD	0.04557	50	27	Y	1600-1700	600	0.020332374	0.01871417	0.464897161	0.10417917
Po Ping Road	39/40	LD	0.04557	50	27	Y	1700-1800	600	0.020602979	0.018964062	0.475962282	0.111734803
Po Ping Road	39/40	LD	0.04557	50	27	Y	1800-1900	550	0.020616238	0.01897746	0.479172817	0.113022393
Po Ping Road	39/40	LD	0.04557	50	27	Y	1900-2000	550	0.020391522	0.018771239	0.468588671	0.107974945
Po Ping Road	39/40	LD	0.04557	50	28	Y	2000-2100	400	0.020153381	0.01855316	0.458063918	0.104900362
Po Ping Road	39/40	LD	0.04557	50	29	Y	2100-2200	300	0.019658319	0.018074173	0.442917555	0.099672757
Po Ping Road	39/40	LD	0.04557	50	29	Y	2200-2300	300	0.019853985	0.018252926	0.445355653	0.101476506
Po Ping Road	39/40	LD	0.04557	50	30	Y	2300-0000	300	0.019528848	0.018049074	0.446962818	0.101353733
Po Ping Road	41/42	LD	0.20141	50	30	Y	0000-0100	200	0.017736046	0.01640031	0.329637603	0.045262485
Po Ping Road	41/42	LD	0.20141	50	30	Y	0100-0200	150	0.017389197	0.016085411	0.318922094	0.039191282
Po Ping Road	41/42	LD	0.20141	50	30	Y	0200-0300	100	0.017448635	0.016139355	0.304342599	0.035478629
Po Ping Road	41/42	LD	0.20141	50	30	Y	0300-0400	100	0.017711205	0.016380511	0.315524222	0.041542806
Po Ping Road	41/42	LD	0.20141	50	30	Y	0400-0500	100	0.017973793	0.016617826	0.326437901	0.047225348
Po Ping Road	41/42	LD	0.20141	50	30	Y	0500-0600	100	0.017973793	0.016617826	0.326437901	0.047225348
Po Ping Road	41/42	LD	0.20141	50	30	Y	0600-0700	100	0.017735734	0.016398667	0.329168911	0.043228179
Po Ping Road	41/42	LD	0.20141	50	29	Y	0700-0800	350	0.018694832	0.017185456	0.355813783	0.059019057
Po Ping Road	41/42	LD	0.20141	50	27	Y	0800-0900	700	0.019013235	0.017495694	0.360633235	0.057749027
Po Ping Road	41/42	LD	0.20141	50	28	Y	0900-1000	550	0.018673079	0.017188403	0.35154066	0.05493937
Po Ping Road	41/42	LD	0.20141	50	28	Y	1000-1100	550	0.018784781	0.017289779	0.357449417	0.057192104
Po Ping Road	41/42	LD	0.20141	50	28	Y	1100-1200	550	0.018717798	0.017228886	0.355227038	0.056075914
Po Ping Road	41/42	LD	0.20141	50	28	Y	1200-1300	450	0.018847576	0.017348341	0.364601765	0.059860774
Po Ping Road	41/42	LD	0.20141	50	29	Y	1300-1400	450	0.018826705	0.017308004	0.398395987	0.073631485
Po Ping Road	41/42	LD	0.20141	50	28	Y	1400-1500	450	0.019223657	0.0176954	0.404563353	0.077023065
Po Ping Road	41/42	LD	0.20141	50	28	Y	1500-1600	500	0.019086158	0.017569302	0.398983443	0.0733346
Po Ping Road	41/42	LD	0.20141	50	28	Y	1600-1700	550	0.019040031	0.017526304	0.398664002	0.071762868
Po Ping Road	41/42	LD	0.20141	50	28	Y	1700-1800	550	0.019456137	0.017909899	0.41483465	0.081789537
Po Ping Road	41/42	LD	0.20141	50	28	Y	1800-1900	500	0.019222982	0.01769472	0.403250455	0.075669889
Po Ping Road	41/42	LD	0.20141	50	28	Y	1900-2000	500	0.018988249	0.017480535	0.396344861	0.072493073
Po Ping Road	41/42	LD	0.20141	50	29	Y	2000-2100	400	0.018941	0.017414082	0.400457908	0.076945584
Po Ping Road	41/42	LD	0.20141	50	30	Y	2100-2200	300	0.018429392	0.017039805	0.385700335	0.072218109
Po Ping Road	41/42	LD	0.20141	50	30	Y	2200-2300	300	0.018560064	0.017158434	0.388957998	0.073496084
Po Ping Road	41/42	LD	0.20141	50	30	Y	2300-0000	250	0.018822199	0.017396733	0.402830389	0.077826669
Po Shek Wu Road	43	PD	0.03781	50	50	N	0000-0100	600	0.009070504	0.008307015	0.218765533	0.047999827
Po Shek Wu Road	43	PD	0.03781	50	50	N	0100-0200	450	0.008007259	0.007318621	0.183517069	0.03128156
Po Shek Wu Road	43	PD	0.03781	50	50	N	0200-0300	350	0.007832468	0.007158056	0.182561376	0.03036948
Po Shek Wu Road	43	PD	0.03781	50	50	N	0300-0400	300	0.008027585	0.00733745	0.184279303	0.031447161
Po Shek Wu Road	43	PD	0.03781	50	50	N	0400-0500	250	0.007957063	0.007272513	0.184217842	0.030923963
Po Shek Wu Road	43	PD	0.03781	50	50	N	0500-0600	250	0.009085519	0.008320695	0.22026903	0.048006619
Po Shek Wu Road	43	PD	0.03781	50	50	N	0600-0700	500	0.009048939	0.008287462	0.218321032	0.048072522
Po Shek Wu Road	43	PD	0.03781	50	45	N	0700-0800	1250	0.009694173	0.008986191	0.242973092	0.054237596
Po Shek Wu Road	43	PD	0.03781	50	39	N	0800-0900	2000	0.010828358	0.009981988	0.280608905	0.064340302
Po Shek Wu Road	43	PD	0.03781	50	40	N	0900-1000	1900	0.010628961	0.009783202	0.273626847	0.062516078
Po Shek Wu Road	43	PD	0.03781	50	40	N	1000-1100	1950	0.010631455	0.009785487	0.273428061	0.062485549
Po Shek Wu Road	43	PD	0.03781	50	40	N	1100-1200	1850	0.010601216	0.009757646	0.273254686	0.062362708
Po Shek Wu Road	43	PD	0.03781	50	42	N	1200-1300	1600	0.01020926	0.009465437	0.26046473	0.059045447
Po Shek Wu Road	43	PD	0.03781	50	43	N	1300-1400	1500	0.01053858	0.009686191	0.264007202	0.06058884
Po Shek Wu Road	43	PD	0.03781	50	42	N	1400-1500	1650	0.010650735	0.009867966	0.270499634	0.062234314
Po Shek Wu Road	43	PD	0.03781	50	41	N	1500-1600	1750	0.010850664	0.009979542	0.277247629	0.063979374

Traffic Data and Composite Emission Factors

Operation (2036 Traffic x 2036 Vehicle EFs)									Composite Emission Factor (g/mile-veh)			
Road Name	Road ID	Road Type	Road Length (km)	Speed Limit (km/hr)	Average Speed (km/hr)	Start Emission Estimated by Broad Brush Approach (Y/N)	Hour	Total Vehicle (Veh/hr)	RSP	FSP	Res NOx	NO2
Po Shek Wu Road	43	PD	0.03781	50	40	N	1600-1700	1800	0.011078724	0.010195548	0.284553053	0.066014084
Po Shek Wu Road	43	PD	0.03781	50	39	N	1700-1800	1950	0.011279554	0.010396636	0.291906114	0.067956482
Po Shek Wu Road	43	PD	0.03781	50	38	N	1800-1900	2150	0.011539753	0.010631809	0.300241856	0.070280487
Po Shek Wu Road	43	PD	0.03781	50	41	N	1900-2000	1800	0.010868254	0.009995748	0.277446576	0.064037311
Po Shek Wu Road	43	PD	0.03781	50	44	N	2000-2100	1400	0.010365527	0.009533963	0.258098431	0.059150425
Po Shek Wu Road	43	PD	0.03781	50	46	N	2100-2200	1100	0.010039217	0.00920585	0.246212653	0.05580175
Po Shek Wu Road	43	PD	0.03781	50	47	N	2200-2300	1100	0.009860885	0.009128634	0.241228097	0.054463387
Po Shek Wu Road	43	PD	0.03781	50	48	N	2300-0000	900	0.009792424	0.008968922	0.236153336	0.053165194
Po Shek Wu Road	44	PD	0.04411	50	50	N	0000-0100	500	0.008039655	0.007354718	0.198338805	0.040612311
Po Shek Wu Road	44	PD	0.04411	50	50	N	0100-0200	400	0.006845135	0.006246492	0.164830863	0.02488799
Po Shek Wu Road	44	PD	0.04411	50	50	N	0200-0300	300	0.006903217	0.006300582	0.165586338	0.025218968
Po Shek Wu Road	44	PD	0.04411	50	50	N	0300-0400	250	0.006791577	0.006197391	0.165717129	0.024675846
Po Shek Wu Road	44	PD	0.04411	50	50	N	0400-0500	200	0.006792848	0.006198517	0.166041959	0.024588153
Po Shek Wu Road	44	PD	0.04411	50	50	N	0500-0600	200	0.008024012	0.007339445	0.196952951	0.03999598
Po Shek Wu Road	44	PD	0.04411	50	50	N	0600-0700	400	0.008092184	0.00740258	0.1975856	0.040280271
Po Shek Wu Road	44	PD	0.04411	50	48	N	0700-0800	1050	0.008242786	0.007542593	0.204893905	0.042118077
Po Shek Wu Road	44	PD	0.04411	50	43	N	0800-0900	1600	0.008908701	0.008185574	0.227241916	0.047677476
Po Shek Wu Road	44	PD	0.04411	50	43	N	0900-1000	1600	0.008906222	0.008183305	0.227157473	0.047656989
Po Shek Wu Road	44	PD	0.04411	50	43	N	1000-1100	1600	0.008882452	0.008161386	0.226826351	0.047481538
Po Shek Wu Road	44	PD	0.04411	50	44	N	1100-1200	1550	0.008741506	0.008039204	0.22258412	0.046533023
Po Shek Wu Road	44	PD	0.04411	50	45	N	1200-1300	1300	0.008563271	0.007950562	0.218146805	0.045291704
Po Shek Wu Road	44	PD	0.04411	50	46	N	1300-1400	1250	0.007454787	0.006826177	0.19097279	0.035393675
Po Shek Wu Road	44	PD	0.04411	50	45	N	1400-1500	1400	0.007519901	0.00699445	0.194967922	0.036210948
Po Shek Wu Road	44	PD	0.04411	50	45	N	1500-1600	1450	0.007534063	0.007007341	0.195119876	0.036307766
Po Shek Wu Road	44	PD	0.04411	50	44	N	1600-1700	1500	0.007680176	0.00706119	0.198872657	0.037269172
Po Shek Wu Road	44	PD	0.04411	50	44	N	1700-1800	1600	0.007692359	0.007072439	0.199235628	0.037371285
Po Shek Wu Road	44	PD	0.04411	50	42	N	1800-1900	1850	0.007956581	0.007407505	0.207550176	0.039323339
Po Shek Wu Road	44	PD	0.04411	50	45	N	1900-2000	1500	0.007519579	0.006994016	0.195341531	0.03628633
Po Shek Wu Road	44	PD	0.04411	50	47	N	2000-2100	1150	0.007335744	0.006821028	0.187483426	0.034742084
Po Shek Wu Road	44	PD	0.04411	50	49	N	2100-2200	900	0.007087648	0.006586594	0.180792627	0.032999567
Po Shek Wu Road	44	PD	0.04411	50	49	N	2200-2300	900	0.007112834	0.006609833	0.181044843	0.033229365
Po Shek Wu Road	44	PD	0.04411	50	50	N	2300-0000	750	0.007017657	0.00641013	0.177622283	0.03228233
Fanling Highway Slip R	45	EX	0.23927	100	97	N	0000-0100	350	0.005415877	0.004917914	0.115066422	0.015217683
Fanling Highway Slip R	45	EX	0.23927	100	98	N	0100-0200	300	0.005325963	0.004944452	0.112716249	0.013919088
Fanling Highway Slip R	45	EX	0.23927	100	98	N	0200-0300	250	0.005380037	0.004993955	0.113756786	0.014113013
Fanling Highway Slip R	45	EX	0.23927	100	99	N	0300-0400	200	0.005491259	0.005094362	0.114233876	0.014511519
Fanling Highway Slip R	45	EX	0.23927	100	99	N	0400-0500	150	0.00522422	0.004848599	0.112548748	0.013282351
Fanling Highway Slip R	45	EX	0.23927	100	99	N	0500-0600	150	0.005398834	0.005008021	0.114931382	0.015028022
Fanling Highway Slip R	45	EX	0.23927	100	98	N	0600-0700	300	0.005543675	0.005142981	0.117125626	0.015952799
Fanling Highway Slip R	45	EX	0.23927	100	93	N	0700-0800	750	0.005310867	0.004917431	0.115348798	0.015564111
Fanling Highway Slip R	45	EX	0.23927	100	82	N	0800-0900	1250	0.005028959	0.004635764	0.116653461	0.015502827
Fanling Highway Slip R	45	EX	0.23927	100	84	N	0900-1000	1150	0.005051634	0.004656991	0.115936836	0.015474889
Fanling Highway Slip R	45	EX	0.23927	100	84	N	1000-1100	1150	0.00504399	0.004649942	0.115778203	0.015442235
Fanling Highway Slip R	45	EX	0.23927	100	85	N	1100-1200	1100	0.005161408	0.004659485	0.116054028	0.015530379
Fanling Highway Slip R	45	EX	0.23927	100	88	N	1200-1300	950	0.005128175	0.004737249	0.11482758	0.015287352
Fanling Highway Slip R	45	EX	0.23927	100	90	N	1300-1400	900	0.005002372	0.004621907	0.114764284	0.015457524
Fanling Highway Slip R	45	EX	0.23927	100	88	N	1400-1500	1000	0.004979906	0.004600873	0.114767454	0.015435524
Fanling Highway Slip R	45	EX	0.23927	100	87	N	1500-1600	1050	0.004964022	0.004600036	0.114983638	0.015341925
Fanling Highway Slip R	45	EX	0.23927	100	86	N	1600-1700	1100	0.005000699	0.004524027	0.115238091	0.01556844
Fanling Highway Slip R	45	EX	0.23927	100	84	N	1700-1800	1150	0.004909996	0.00452657	0.115577083	0.015562759
Fanling Highway Slip R	45	EX	0.23927	100	82	N	1800-1900	1250	0.004876441	0.004495332	0.116296412	0.015508894
Fanling Highway Slip R	45	EX	0.23927	100	86	N	1900-2000	1050	0.004990849	0.00451495	0.114742204	0.015391686
Fanling Highway Slip R	45	EX	0.23927	100	91	N	2000-2100	850	0.004991123	0.004611704	0.11462337	0.015353287
Fanling Highway Slip R	45	EX	0.23927	100	95	N	2100-2200	650	0.005213824	0.004824701	0.115530992	0.015629514
Fanling Highway Slip R	45	EX	0.23927	100	95	N	2200-2300	650	0.005169036	0.004783646	0.115148129	0.015481857
Fanling Highway Slip R	45	EX	0.23927	100	96	N	2300-0000	550	0.00514216	0.004759281	0.115227662	0.015374627
Fanling Highway Slip R	46	EX	0.21539	100	96	N	0000-0100	500	0.005118519	0.004738392	0.112261545	0.013782502
Fanling Highway Slip R	46	EX	0.21539	100	97	N	0100-0200	400	0.005195107	0.0047143	0.111350157	0.013337615
Fanling Highway Slip R	46	EX	0.21539	100	98	N	0200-0300	300	0.005244305	0.004869424	0.11196446	0.013604702
Fanling Highway Slip R	46	EX	0.21539	100	98	N	0300-0400	250	0.005281754	0.004903623	0.111862717	0.01373279
Fanling Highway Slip R	46	EX	0.21539	100	98	N	0400-0500	200	0.005220471	0.004847425	0.111787078	0.01343762
Fanling Highway Slip R	46	EX	0.21539	100	98	N	0500-0600	200	0.005262185	0.004886081	0.112188094	0.013595448
Fanling Highway Slip R	46	EX	0.21539	100	97	N	0600-0700	400	0.005312316	0.004822705	0.11238194	0.013783581
Fanling Highway Slip R	46	EX	0.21539	100	88	N	0700-0800	1000	0.004978425	0.004600551	0.111420872	0.013710677
Fanling Highway Slip R	46	EX	0.21539	100	72	N	0800-0900	1700	0.004878887	0.004497199	0.117706648	0.01417198
Fanling Highway Slip R	46	EX	0.21539	100	76	N	0900-1000	1550	0.004849533	0.004473912	0.115421122	0.013992812
Fanling Highway Slip R	46	EX	0.21539	100	76	N	1000-1100	1550	0.004842484	0.004467394	0.115508638	0.013971504
Fanling Highway Slip R	46	EX	0.21539	100	77	N	1100-1200	1500	0.004866817	0.004487189	0.115063445	0.014037471
Fanling Highway Slip R	46	EX	0.21539	100	81	N	1200-1300	1300	0.004895109	0.004513727	0.113620378	0.014103068
Fanling Highway Slip R	46	EX	0.21539	100	84	N	1300-1400	1200	0.004471321	0.004124588	0.108978628	0.012297995
Fanling Highway Slip R	46	EX	0.21539	100	81	N	1400-1500	1350	0.004504039	0.004154618	0.109823083	0.012553961
Fanling Highway Slip R	46	EX	0.21539	100	79	N	1500-1600	1400	0.00444702	0.004103505	0.110450727	0.012413192
Fanling Highway Slip R	46	EX	0.21539	100	78	N	1600-1700	1450	0.004486014	0.004135901	0.111017973	0.012553446
Fanling Highway Slip R	46	EX	0.21539	100	76	N	1700-1800	1600	0.004511023	0.004162697	0.111852514	0.012677221
Fanling Highway Slip R	46	EX	0.21539	100	75	N	1800-1900	1650	0.004499211	0.004148406	0.112267435	0.012632771
Fanling Highway Slip R	46	EX	0.21539	100	79	N	1900-2000	1450	0.004499452	0.004151753	0.110514988	0.012585392
Fanling Highway Slip R	46	EX	0.21539	100	85	N	2000-2100	1150	0.004600712	0.004141566	0.10873132	0.012344698
Fanling Highway Slip R	46	EX	0.21539	100	90	N	2100-2200	900	0.004592842	0.004247171	0.107915334	0.012218558
Fanling Highway Slip R	46	EX	0.21539	100	91	N	2200-2300	900	0.004634862	0.004285747	0.108117484	0.012365121
Fanling Highway Slip R	46	EX	0.21539	100	94	N	2300-0000	750	0.004771528	0.004420063	0.108269503	0.012381037
Fanling Highway Slip R	47	EX	0.2288	100	98	N	0000-0100	250	0.005571662	0.005163033	0.130636922	0.022497696
Fanling Highway Slip R	47	EX	0.2288	100	98	N	0100-0200	200	0.004736396	0.004402988	0.108586447	0.011610307
Fanling Highway Slip R	47	EX	0.2288	100	99	N	0200-0300	150	0.004864435	0.004518925	0.109862496	0.01227886

Traffic Data and Composite Emission Factors

Operation (2036 Traffic x 2036 Vehicle EFs)									Composite Emission Factor (g/mile-veh)			
Road Name	Road ID	Road Type	Road Length (km)	Speed Limit (km/hr)	Average Speed (km/hr)	Start Emission Estimated by Broad Brush Approach (Y/N)	Hour	Total Vehicle (Veh/hr)	RSP	FSP	Res NOx	NO2
Fanling Highway Slip R	47	EX	0.2288	100	99	N	0300-0400	150	0.004684656	0.004354016	0.107668767	0.011285155
Fanling Highway Slip R	47	EX	0.2288	100	99	N	0400-0500	100	0.004305961	0.004006124	0.106519566	0.0102217
Fanling Highway Slip R	47	EX	0.2288	100	99	N	0500-0600	100	0.005058748	0.004690707	0.130055482	0.020824026
Fanling Highway Slip R	47	EX	0.2288	100	98	N	0600-0700	200	0.005367355	0.004975802	0.127486696	0.021073539
Fanling Highway Slip R	47	EX	0.2288	100	95	N	0700-0800	550	0.005373117	0.004967079	0.129756353	0.0223951
Fanling Highway Slip R	47	EX	0.2288	100	88	N	0800-0900	950	0.005233555	0.004830156	0.128785146	0.022114125
Fanling Highway Slip R	47	EX	0.2288	100	90	N	0900-1000	850	0.005285472	0.004878244	0.129187161	0.022394891
Fanling Highway Slip R	47	EX	0.2288	100	90	N	1000-1100	850	0.005274384	0.004867992	0.129082907	0.02229355
Fanling Highway Slip R	47	EX	0.2288	100	91	N	1100-1200	850	0.005270891	0.004864677	0.129257231	0.022281464
Fanling Highway Slip R	47	EX	0.2288	100	93	N	1200-1300	700	0.005358584	0.004956265	0.128709861	0.022054241
Fanling Highway Slip R	47	EX	0.2288	100	95	N	1300-1400	700	0.004488348	0.004157306	0.117372097	0.016709513
Fanling Highway Slip R	47	EX	0.2288	100	93	N	1400-1500	750	0.004509623	0.004178243	0.116745274	0.016753078
Fanling Highway Slip R	47	EX	0.2288	100	92	N	1500-1600	800	0.004520583	0.004074328	0.117584772	0.017018089
Fanling Highway Slip R	47	EX	0.2288	100	92	N	1600-1700	800	0.004558177	0.004109041	0.117676537	0.017077538
Fanling Highway Slip R	47	EX	0.2288	100	91	N	1700-1800	900	0.004425712	0.004090663	0.117371598	0.017066047
Fanling Highway Slip R	47	EX	0.2288	100	90	N	1800-1900	950	0.004384964	0.004053262	0.116914689	0.016839194
Fanling Highway Slip R	47	EX	0.2288	100	92	N	1900-2000	800	0.004488477	0.004044813	0.117142009	0.016800634
Fanling Highway Slip R	47	EX	0.2288	100	95	N	2000-2100	650	0.004540989	0.00420557	0.117847916	0.016958993
Fanling Highway Slip R	47	EX	0.2288	100	96	N	2100-2200	500	0.004569266	0.004231867	0.11808185	0.017273717
Fanling Highway Slip R	47	EX	0.2288	100	96	N	2200-2300	500	0.004509639	0.004177165	0.117453144	0.016802726
Fanling Highway Slip R	47	EX	0.2288	100	97	N	2300-0000	400	0.004712626	0.00426312	0.117821072	0.017021871
Fanling Highway Slip R	48	EX	0.17473	100	97	N	0000-0100	450	0.007314211	0.006666321	0.151391698	0.032000083
Fanling Highway Slip R	48	EX	0.17473	100	98	N	0100-0200	350	0.006491772	0.006014682	0.122022651	0.018133557
Fanling Highway Slip R	48	EX	0.17473	100	99	N	0200-0300	250	0.006440852	0.005966273	0.123188669	0.018084633
Fanling Highway Slip R	48	EX	0.17473	100	99	N	0300-0400	200	0.006477143	0.005999361	0.12364495	0.018316491
Fanling Highway Slip R	48	EX	0.17473	100	99	N	0400-0500	200	0.006524715	0.006043553	0.123372971	0.018329881
Fanling Highway Slip R	48	EX	0.17473	100	99	N	0500-0600	200	0.007453081	0.006887075	0.154088299	0.032765005
Fanling Highway Slip R	48	EX	0.17473	100	98	N	0600-0700	350	0.007287303	0.006736328	0.153061537	0.0323089
Fanling Highway Slip R	48	EX	0.17473	100	95	N	0700-0800	950	0.007242981	0.006679389	0.151750292	0.032394373
Fanling Highway Slip R	48	EX	0.17473	100	86	N	0800-0900	1500	0.007054028	0.006415119	0.151756923	0.03220035
Fanling Highway Slip R	48	EX	0.17473	100	87	N	0900-1000	1450	0.007062687	0.006519131	0.15169028	0.03224192
Fanling Highway Slip R	48	EX	0.17473	100	87	N	1000-1100	1450	0.007070878	0.006526695	0.151541705	0.032240616
Fanling Highway Slip R	48	EX	0.17473	100	88	N	1100-1200	1400	0.007098897	0.006539441	0.151417866	0.03230882
Fanling Highway Slip R	48	EX	0.17473	100	91	N	1200-1300	1200	0.007080583	0.006523444	0.151067158	0.032180958
Fanling Highway Slip R	48	EX	0.17473	100	91	N	1300-1400	1150	0.007556852	0.006960686	0.155205087	0.033910922
Fanling Highway Slip R	48	EX	0.17473	100	90	N	1400-1500	1250	0.007565896	0.00696891	0.154868766	0.033872105
Fanling Highway Slip R	48	EX	0.17473	100	88	N	1500-1600	1300	0.007542078	0.006946299	0.154930597	0.033768189
Fanling Highway Slip R	48	EX	0.17473	100	88	N	1600-1700	1350	0.007542062	0.006946299	0.155028832	0.033847868
Fanling Highway Slip R	48	EX	0.17473	100	86	N	1700-1800	1450	0.007536333	0.00686073	0.155990157	0.033940132
Fanling Highway Slip R	48	EX	0.17473	100	83	N	1800-1900	1650	0.007453645	0.006856224	0.157185417	0.034029096
Fanling Highway Slip R	48	EX	0.17473	100	88	N	1900-2000	1350	0.007556932	0.006959866	0.155227393	0.033935545
Fanling Highway Slip R	48	EX	0.17473	100	93	N	2000-2100	1050	0.007675686	0.007082095	0.155163437	0.033843523
Fanling Highway Slip R	48	EX	0.17473	100	95	N	2100-2200	850	0.007709273	0.00710704	0.15550325	0.03396049
Fanling Highway Slip R	48	EX	0.17473	100	95	N	2200-2300	800	0.00766162	0.00706333	0.155055418	0.033737837
Fanling Highway Slip R	48	EX	0.17473	100	96	N	2300-0000	650	0.007635034	0.007039399	0.155277282	0.033741442
Fanling Highway EB	49	EX	0.49094	100	97	N	0000-0100	1200	0.006417597	0.005843158	0.127916986	0.020879436
Fanling Highway EB	49	EX	0.49094	100	97	N	0100-0200	1000	0.006136831	0.005586033	0.119956977	0.017006099
Fanling Highway EB	49	EX	0.49094	100	98	N	0200-0300	750	0.006155242	0.005705672	0.119976483	0.017036242
Fanling Highway EB	49	EX	0.49094	100	98	N	0300-0400	600	0.006053193	0.005612104	0.119537067	0.016682428
Fanling Highway EB	49	EX	0.49094	100	99	N	0400-0500	500	0.006176421	0.005723664	0.120478019	0.017145098
Fanling Highway EB	49	EX	0.49094	100	99	N	0500-0600	500	0.006439549	0.005963022	0.128151387	0.020816655
Fanling Highway EB	49	EX	0.49094	100	97	N	0600-0700	1000	0.006369462	0.005798917	0.127405311	0.020639901
Fanling Highway EB	49	EX	0.49094	100	91	N	0700-0800	2550	0.006138086	0.005663555	0.127040618	0.020800755
Fanling Highway EB	49	EX	0.49094	100	78	N	0800-0900	4400	0.006018206	0.005539507	0.131028717	0.021140954
Fanling Highway EB	49	EX	0.49094	100	81	N	0900-1000	3900	0.005999779	0.005526214	0.129436013	0.021001714
Fanling Highway EB	49	EX	0.49094	100	81	N	1000-1100	3900	0.006005122	0.005531138	0.129440117	0.02100939
Fanling Highway EB	49	EX	0.49094	100	82	N	1100-1200	3800	0.006010658	0.005535886	0.129104408	0.020901516
Fanling Highway EB	49	EX	0.49094	100	86	N	1200-1300	3250	0.006117712	0.005555198	0.127592075	0.020819246
Fanling Highway EB	49	EX	0.49094	100	87	N	1300-1400	3050	0.006185578	0.005719641	0.128717586	0.021455452
Fanling Highway EB	49	EX	0.49094	100	85	N	1400-1500	3400	0.006191935	0.005610881	0.129363513	0.021503073
Fanling Highway EB	49	EX	0.49094	100	84	N	1500-1600	3600	0.006087682	0.00560689	0.129523417	0.021489635
Fanling Highway EB	49	EX	0.49094	100	83	N	1600-1700	3700	0.006077607	0.005597298	0.13001681	0.021511297
Fanling Highway EB	49	EX	0.49094	100	81	N	1700-1800	4000	0.006096179	0.005614535	0.13090042	0.021709407
Fanling Highway EB	49	EX	0.49094	100	80	N	1800-1900	4050	0.006081872	0.005603913	0.131112853	0.021666325
Fanling Highway EB	49	EX	0.49094	100	83	N	1900-2000	3650	0.006075145	0.005595094	0.129994874	0.021487269
Fanling Highway EB	49	EX	0.49094	100	89	N	2000-2100	2850	0.006187284	0.005707104	0.128077196	0.021347852
Fanling Highway EB	49	EX	0.49094	100	93	N	2100-2200	2250	0.00631822	0.00584105	0.128317535	0.021402247
Fanling Highway EB	49	EX	0.49094	100	93	N	2200-2300	2200	0.00633293	0.005854552	0.128521407	0.021437444
Fanling Highway EB	49	EX	0.49094	100	95	N	2300-0000	1850	0.006327039	0.005844204	0.128659553	0.021391738
Fanling Highway WB	50	EX	0.53938	100	97	N	0000-0100	1300	0.006365969	0.00579602	0.126381736	0.020130125
Fanling Highway WB	50	EX	0.53938	100	97	N	0100-0200	1100	0.006162597	0.005609819	0.12014762	0.017105074
Fanling Highway WB	50	EX	0.53938	100	98	N	0200-0300	800	0.006210153	0.005756076	0.120769326	0.01729628
Fanling Highway WB	50	EX	0.53938	100	98	N	0300-0400	650	0.006227019	0.005771671	0.120831865	0.017319084
Fanling Highway WB	50	EX	0.53938	100	99	N	0400-0500	550	0.006178046	0.005725129	0.120835116	0.017169238
Fanling Highway WB	50	EX	0.53938	100	99	N	0500-0600	550	0.006405543	0.005932171	0.126655292	0.020217706
Fanling Highway WB	50	EX	0.53938	100	97	N	0600-0700	1050	0.006347365	0.005779009	0.1264403	0.020098952
Fanling Highway WB	50	EX	0.53938	100	90	N	0700-0800	2700	0.006109118	0.005637194	0.125670181	0.020205974
Fanling Highway WB	50	EX	0.53938	100	74	N	0800-0900	4900	0.006013829	0.005537366	0.13221292	0.020685124
Fanling Highway WB	50	EX	0.53938	100	80	N	0900-1000	4150	0.005990686	0.005520694	0.128643782	0.020463517
Fanling Highway WB	50	EX	0.53938	100	80	N	1000-1100	4150	0.005995901	0.00552549	0.128687009	0.020473093
Fanling Highway WB	50	EX	0.53938	100	80	N	1100-1200	4050	0.005993535	0.005523317	0.128605367	0.02043294
Fanling Highway WB	50	EX	0.53938	100	85	N	1200-1300	3450	0.006090466	0.005517716	0.126763746	0.02024294
Fanling Highway WB	50	EX	0.53938	100	85	N	1300-1400	3250	0.006826692	0.006198083	0.134798814	0.023665355

Traffic Data and Composite Emission Factors

Operation (2036 Traffic x 2036 Vehicle EFs)									Composite Emission Factor (g/mile-veh)			
Road Name	Road ID	Road Type	Road Length (km)	Speed Limit (km/hr)	Average Speed (km/hr)	Start Emission Estimated by Broad Brush Approach (Y/N)	Hour	Total Vehicle (Veh/hr)	RSP	FSP	Res NOx	NO2
Fanling Highway WB	50	EX	0.53938	100	83	N	1400-1500	3600	0.006726623	0.006193303	0.135682151	0.023744165
Fanling Highway WB	50	EX	0.53938	100	81	N	1500-1600	3800	0.006734171	0.006200352	0.136667134	0.023939249
Fanling Highway WB	50	EX	0.53938	100	80	N	1600-1700	3950	0.006737422	0.0062065	0.137110911	0.023950949
Fanling Highway WB	50	EX	0.53938	100	78	N	1700-1800	4250	0.006742974	0.006203989	0.138350122	0.024020377
Fanling Highway WB	50	EX	0.53938	100	79	N	1800-1900	4050	0.006731387	0.00620069	0.137722574	0.023977761
Fanling Highway WB	50	EX	0.53938	100	81	N	1900-2000	3850	0.006729343	0.006195926	0.136660294	0.023924202
Fanling Highway WB	50	EX	0.53938	100	87	N	2000-2100	3050	0.006825485	0.006306746	0.13414262	0.023664905
Fanling Highway WB	50	EX	0.53938	100	92	N	2100-2200	2400	0.006961137	0.006331739	0.133624106	0.023593868
Fanling Highway WB	50	EX	0.53938	100	92	N	2200-2300	2350	0.006966383	0.006336599	0.133897324	0.023677699
Fanling Highway WB	50	EX	0.53938	100	95	N	2300-0000	1950	0.006983491	0.00644605	0.134147255	0.023678246
Tai Tau Leng Roundabo	51	LD	0.02892	50	50	N	0000-0100	750	0.006552653	0.005980258	0.167558589	0.028138221
Tai Tau Leng Roundabo	51	LD	0.02892	50	50	N	0100-0200	600	0.005843303	0.00532297	0.149970647	0.019529454
Tai Tau Leng Roundabo	51	LD	0.02892	50	50	N	0200-0300	450	0.005893096	0.005368804	0.149890003	0.019763517
Tai Tau Leng Roundabo	51	LD	0.02892	50	50	N	0300-0400	400	0.005836672	0.005316886	0.149454788	0.019339439
Tai Tau Leng Roundabo	51	LD	0.02892	50	50	N	0400-0500	300	0.005848453	0.005327862	0.149303993	0.019556233
Tai Tau Leng Roundabo	51	LD	0.02892	50	50	N	0500-0600	300	0.006495747	0.005927665	0.166318879	0.027594054
Tai Tau Leng Roundabo	51	LD	0.02892	50	50	N	0600-0700	600	0.006522848	0.005952931	0.167337996	0.028115658
Tai Tau Leng Roundabo	51	LD	0.02892	50	45	N	0700-0800	1600	0.007075883	0.00658719	0.184252716	0.031880525
Tai Tau Leng Roundabo	51	LD	0.02892	50	38	N	0800-0900	2600	0.008186282	0.007555259	0.214118375	0.038722394
Tai Tau Leng Roundabo	51	LD	0.02892	50	39	N	0900-1000	2450	0.007984632	0.007365613	0.209187699	0.037531061
Tai Tau Leng Roundabo	51	LD	0.02892	50	39	N	1000-1100	2450	0.007992131	0.00737255	0.209252668	0.037497957
Tai Tau Leng Roundabo	51	LD	0.02892	50	39	N	1100-1200	2350	0.007991938	0.007372389	0.209172459	0.037496315
Tai Tau Leng Roundabo	51	LD	0.02892	50	42	N	1200-1300	2050	0.007475499	0.006967945	0.195773785	0.034541077
Tai Tau Leng Roundabo	51	LD	0.02892	50	43	N	1300-1400	1900	0.00680466	0.006249034	0.179279055	0.028998255
Tai Tau Leng Roundabo	51	LD	0.02892	50	41	N	1400-1500	2100	0.007060434	0.006493156	0.18669002	0.030613505
Tai Tau Leng Roundabo	51	LD	0.02892	50	41	N	1500-1600	2250	0.00705229	0.006485721	0.186833042	0.030569779
Tai Tau Leng Roundabo	51	LD	0.02892	50	40	N	1600-1700	2300	0.007215011	0.006654299	0.190708374	0.0313698
Tai Tau Leng Roundabo	51	LD	0.02892	50	39	N	1700-1800	2500	0.007391154	0.006819869	0.194903709	0.032347058
Tai Tau Leng Roundabo	51	LD	0.02892	50	37	N	1800-1900	2700	0.007751598	0.0071704	0.203829099	0.03434052
Tai Tau Leng Roundabo	51	LD	0.02892	50	40	N	1900-2000	2250	0.007214544	0.006653817	0.190779411	0.031447499
Tai Tau Leng Roundabo	51	LD	0.02892	50	44	N	2000-2100	1800	0.006613406	0.006078251	0.175893075	0.02814247
Tai Tau Leng Roundabo	51	LD	0.02892	50	46	N	2100-2200	1400	0.006442783	0.005894029	0.169557249	0.026851406
Tai Tau Leng Roundabo	51	LD	0.02892	50	46	N	2200-2300	1400	0.006433658	0.005885693	0.169779596	0.026876479
Tai Tau Leng Roundabo	51	LD	0.02892	50	48	N	2300-0000	1150	0.006275878	0.005730729	0.163968609	0.025817676
Tai Tau Leng Roundabo	52	LD	0.02794	50	50	N	0000-0100	300	0.008088177	0.007399522	0.1984026	0.039471978
Tai Tau Leng Roundabo	52	LD	0.02794	50	50	N	0100-0200	250	0.007444182	0.006799317	0.175660606	0.02811812
Tai Tau Leng Roundabo	52	LD	0.02794	50	50	N	0200-0300	150	0.007632153	0.006972258	0.175822989	0.029092449
Tai Tau Leng Roundabo	52	LD	0.02794	50	50	N	0300-0400	150	0.007449846	0.006804387	0.174356458	0.028333225
Tai Tau Leng Roundabo	52	LD	0.02794	50	50	N	0400-0500	100	0.007572623	0.006918168	0.175498336	0.028860591
Tai Tau Leng Roundabo	52	LD	0.02794	50	50	N	0500-0600	100	0.007856238	0.007186284	0.197540973	0.038697449
Tai Tau Leng Roundabo	52	LD	0.02794	50	50	N	0600-0700	200	0.007998343	0.007316625	0.198067164	0.039322245
Tai Tau Leng Roundabo	52	LD	0.02794	50	49	N	0700-0800	600	0.008113669	0.007524359	0.202688782	0.040418819
Tai Tau Leng Roundabo	52	LD	0.02794	50	45	N	0800-0900	950	0.008663195	0.008040476	0.220666506	0.045033533
Tai Tau Leng Roundabo	52	LD	0.02794	50	45	N	0900-1000	900	0.008673463	0.008049842	0.220665573	0.045051654
Tai Tau Leng Roundabo	52	LD	0.02794	50	45	N	1000-1100	900	0.00866165	0.008039108	0.220229827	0.044946532
Tai Tau Leng Roundabo	52	LD	0.02794	50	46	N	1100-1200	850	0.008606933	0.007886526	0.21612336	0.044009668
Tai Tau Leng Roundabo	52	LD	0.02794	50	47	N	1200-1300	750	0.008404204	0.007796676	0.211771292	0.042859213
Tai Tau Leng Roundabo	52	LD	0.02794	50	48	N	1300-1400	700	0.007391443	0.006756976	0.187419696	0.034026586
Tai Tau Leng Roundabo	52	LD	0.02794	50	47	N	1400-1500	750	0.007513448	0.006983088	0.19123875	0.035195243
Tai Tau Leng Roundabo	52	LD	0.02794	50	47	N	1500-1600	800	0.007470285	0.00694345	0.191194477	0.034919675
Tai Tau Leng Roundabo	52	LD	0.02794	50	46	N	1600-1700	850	0.007688898	0.007040719	0.195560112	0.036115079
Tai Tau Leng Roundabo	52	LD	0.02794	50	45	N	1700-1800	900	0.007752709	0.007206256	0.19942669	0.036986362
Tai Tau Leng Roundabo	52	LD	0.02794	50	44	N	1800-1900	1000	0.007905291	0.007266961	0.203792357	0.038068646
Tai Tau Leng Roundabo	52	LD	0.02794	50	46	N	1900-2000	850	0.007690234	0.007042023	0.19569998	0.036193149
Tai Tau Leng Roundabo	52	LD	0.02794	50	48	N	2000-2100	650	0.007451906	0.00681245	0.187225464	0.034191415
Tai Tau Leng Roundabo	52	LD	0.02794	50	50	N	2100-2200	500	0.007234243	0.006610171	0.180949473	0.032685165
Tai Tau Leng Roundabo	52	LD	0.02794	50	50	N	2200-2300	500	0.007289121	0.006660415	0.18157789	0.033101647
Tai Tau Leng Roundabo	52	LD	0.02794	50	50	N	2300-0000	400	0.007282845	0.006654605	0.180951485	0.032877643
Tai Tau Leng Roundabo	53	LD	0.02937	50	50	N	0000-0100	800	0.006521561	0.005951306	0.166524054	0.027507262
Tai Tau Leng Roundabo	53	LD	0.02937	50	50	N	0100-0200	650	0.005931318	0.005404064	0.150432771	0.019978171
Tai Tau Leng Roundabo	53	LD	0.02937	50	50	N	0200-0300	500	0.005902237	0.00537714	0.150988091	0.01992215
Tai Tau Leng Roundabo	53	LD	0.02937	50	50	N	0300-0400	400	0.005885017	0.005361369	0.149880283	0.019626594
Tai Tau Leng Roundabo	53	LD	0.02937	50	50	N	0400-0500	350	0.005905971	0.00538089	0.150523779	0.019835986
Tai Tau Leng Roundabo	53	LD	0.02937	50	50	N	0500-0600	350	0.006460341	0.005894721	0.166131374	0.02718359
Tai Tau Leng Roundabo	53	LD	0.02937	50	50	N	0600-0700	650	0.006561215	0.005987854	0.166775916	0.027738862
Tai Tau Leng Roundabo	53	LD	0.02937	50	44	N	0700-0800	1700	0.00718424	0.006603525	0.186460125	0.032050504
Tai Tau Leng Roundabo	53	LD	0.02937	50	35	N	0800-0900	2950	0.008721228	0.00806497	0.228722045	0.041578722
Tai Tau Leng Roundabo	53	LD	0.02937	50	38	N	0900-1000	2600	0.00813311	0.007506399	0.212312755	0.037836627
Tai Tau Leng Roundabo	53	LD	0.02937	50	38	N	1000-1100	2600	0.008117016	0.007491577	0.212255495	0.037796538
Tai Tau Leng Roundabo	53	LD	0.02937	50	38	N	1100-1200	2550	0.008117306	0.007491947	0.212428162	0.037771819
Tai Tau Leng Roundabo	53	LD	0.02937	50	41	N	1200-1300	2150	0.007577757	0.006969618	0.198057412	0.034497335
Tai Tau Leng Roundabo	53	LD	0.02937	50	42	N	1300-1400	2050	0.006794248	0.006345499	0.181523832	0.029196091
Tai Tau Leng Roundabo	53	LD	0.02937	50	40	N	1400-1500	2250	0.007131567	0.006577663	0.189115945	0.030819436
Tai Tau Leng Roundabo	53	LD	0.02937	50	40	N	1500-1600	2400	0.007145487	0.006590441	0.189449175	0.031008792
Tai Tau Leng Roundabo	53	LD	0.02937	50	39	N	1600-1700	2450	0.007324414	0.006758553	0.193632021	0.031894655
Tai Tau Leng Roundabo	53	LD	0.02937	50	38	N	1700-1800	2650	0.007503615	0.006928918	0.197603544	0.032789917
Tai Tau Leng Roundabo	53	LD	0.02937	50	38	N	1800-1900	2700	0.007492478	0.006918634	0.197561396	0.032777831
Tai Tau Leng Roundabo	53	LD	0.02937	50	39	N	1900-2000	2400	0.007308256	0.006743779	0.193235463	0.031796518
Tai Tau Leng Roundabo	53	LD	0.02937	50	43	N	2000-2100	1900	0.006723244	0.006174087	0.177723044	0.028501804
Tai Tau Leng Roundabo	53	LD	0.02937	50	46	N	2100-2200	1500	0.006352708	0.005811148	0.168187311	0.026431995
Tai Tau Leng Roundabo	53	LD	0.02937	50	46	N	2200-2300	1500	0.006359564	0.005817425	0.168310877	0.026407694
Tai Tau Leng Roundabo	53	LD	0.02937	50	47	N	2300-0000	1200	0.006200947	0.005783323	0.165077463	0.025811335
Tai Tau Leng Roundabo	54	LD	0.0411	50	50	N	0000-0100	550	0.006532955	0.005960431	0.164463611	0.025758999

Traffic Data and Composite Emission Factors

Operation (2036 Traffic x 2036 Vehicle EFs)									Composite Emission Factor (g/mile-veh)			
Road Name	Road ID	Road Type	Road Length (km)	Speed Limit (km/hr)	Average Speed (km/hr)	Start Emission Estimated by Broad Brush Approach (Y/N)	Hour	Total Vehicle (Veh/hr)	RSP	FSP	Res NOx	NO2
Tai Tau Leng Roundabo	54	LD	0.0411	50	50	N	0100-0200	450	0.006147678	0.005603881	0.153660728	0.021037119
Tai Tau Leng Roundabo	54	LD	0.0411	50	50	N	0200-0300	350	0.006030984	0.005496248	0.153617099	0.020520778
Tai Tau Leng Roundabo	54	LD	0.0411	50	50	N	0300-0400	250	0.006135367	0.005592631	0.153214554	0.020958551
Tai Tau Leng Roundabo	54	LD	0.0411	50	50	N	0400-0500	200	0.006099092	0.005558562	0.152399469	0.020673408
Tai Tau Leng Roundabo	54	LD	0.0411	50	50	N	0500-0600	250	0.006700327	0.006114171	0.165657004	0.026509098
Tai Tau Leng Roundabo	54	LD	0.0411	50	50	N	0600-0700	450	0.006667593	0.006084704	0.16499397	0.026550056
Tai Tau Leng Roundabo	54	LD	0.0411	50	43	N	0700-0800	1150	0.007454691	0.006847871	0.189163002	0.031698187
Tai Tau Leng Roundabo	54	LD	0.0411	50	34	N	0800-0900	2000	0.009025169	0.008353944	0.234489661	0.041767884
Tai Tau Leng Roundabo	54	LD	0.0411	50	37	N	0900-1000	1750	0.008405234	0.007771136	0.216742024	0.03773865
Tai Tau Leng Roundabo	54	LD	0.0411	50	37	N	1000-1100	1750	0.008400212	0.007766453	0.216684764	0.037777789
Tai Tau Leng Roundabo	54	LD	0.0411	50	37	N	1100-1200	1700	0.008422309	0.007786795	0.217076205	0.037909868
Tai Tau Leng Roundabo	54	LD	0.0411	50	40	N	1200-1300	1450	0.007860632	0.007247053	0.201584901	0.034301284
Tai Tau Leng Roundabo	54	LD	0.0411	50	41	N	1300-1400	1350	0.007359627	0.006769271	0.191230526	0.031739853
Tai Tau Leng Roundabo	54	LD	0.0411	50	40	N	1400-1500	1500	0.007524729	0.006938896	0.195249493	0.032655167
Tai Tau Leng Roundabo	54	LD	0.0411	50	39	N	1500-1600	1600	0.007699955	0.007103564	0.199660705	0.033621948
Tai Tau Leng Roundabo	54	LD	0.0411	50	38	N	1600-1700	1650	0.007901332	0.007294448	0.204427485	0.034748827
Tai Tau Leng Roundabo	54	LD	0.0411	50	37	N	1700-1800	1800	0.008053061	0.007447497	0.208423872	0.035582837
Tai Tau Leng Roundabo	54	LD	0.0411	50	37	N	1800-1900	1750	0.008068913	0.007462029	0.208981993	0.035702782
Tai Tau Leng Roundabo	54	LD	0.0411	50	38	N	1900-2000	1600	0.007866924	0.007262841	0.203895468	0.034462798
Tai Tau Leng Roundabo	54	LD	0.0411	50	42	N	2000-2100	1300	0.007137022	0.006658741	0.186198832	0.030575557
Tai Tau Leng Roundabo	54	LD	0.0411	50	45	N	2100-2200	1000	0.006764443	0.006301628	0.175955985	0.028310244
Tai Tau Leng Roundabo	54	LD	0.0411	50	45	N	2200-2300	1000	0.006769593	0.006306408	0.176113813	0.028421273
Tai Tau Leng Roundabo	54	LD	0.0411	50	47	N	2300-0000	800	0.006555003	0.00610833	0.169585187	0.026951764
Tai Tau Leng Roundabo	55	LD	0.03223	50	49	N	0000-0100	1000	0.007377684	0.006851331	0.186762086	0.034638716
Tai Tau Leng Roundabo	55	LD	0.03223	50	50	N	0100-0200	800	0.006616721	0.006036344	0.162090102	0.023764475
Tai Tau Leng Roundabo	55	LD	0.03223	50	50	N	0200-0300	600	0.006588381	0.006010208	0.16187334	0.023590199
Tai Tau Leng Roundabo	55	LD	0.03223	50	50	N	0300-0400	500	0.006598809	0.006019735	0.161327788	0.023536238
Tai Tau Leng Roundabo	55	LD	0.03223	50	50	N	0400-0500	400	0.006645786	0.006063316	0.162510608	0.023790369
Tai Tau Leng Roundabo	55	LD	0.03223	50	50	N	0500-0600	400	0.007436618	0.006796678	0.183982298	0.034190642
Tai Tau Leng Roundabo	55	LD	0.03223	50	50	N	0600-0700	800	0.007336822	0.006704849	0.183019798	0.033919162
Tai Tau Leng Roundabo	55	LD	0.03223	50	41	N	0700-0800	2050	0.008509471	0.007826578	0.221046054	0.043020533
Tai Tau Leng Roundabo	55	LD	0.03223	50	31	N	0800-0900	3500	0.010744045	0.009869463	0.289671266	0.060116739
Tai Tau Leng Roundabo	55	LD	0.03223	50	33	N	0900-1000	3150	0.010160239	0.009427376	0.27252921	0.055714781
Tai Tau Leng Roundabo	55	LD	0.03223	50	33	N	1000-1100	3200	0.010160545	0.009427569	0.272467588	0.05571293
Tai Tau Leng Roundabo	55	LD	0.03223	50	33	N	1100-1200	3100	0.01014891	0.00941698	0.272361275	0.055672874
Tai Tau Leng Roundabo	55	LD	0.03223	50	37	N	1200-1300	2650	0.009298629	0.008591386	0.243847787	0.048687758
Tai Tau Leng Roundabo	55	LD	0.03223	50	37	N	1300-1400	2500	0.009535267	0.008808728	0.250742345	0.051310248
Tai Tau Leng Roundabo	55	LD	0.03223	50	36	N	1400-1500	2750	0.009776733	0.009022497	0.257983605	0.0531
Tai Tau Leng Roundabo	55	LD	0.03223	50	34	N	1500-1600	2900	0.010213348	0.009444999	0.272915356	0.056890552
Tai Tau Leng Roundabo	55	LD	0.03223	50	34	N	1600-1700	3000	0.010217097	0.00944841	0.272900421	0.056856514
Tai Tau Leng Roundabo	55	LD	0.03223	50	32	N	1700-1800	3250	0.010779016	0.009888759	0.289470549	0.061111266
Tai Tau Leng Roundabo	55	LD	0.03223	50	31	N	1800-1900	3400	0.011018052	0.01012184	0.298778769	0.06345019
Tai Tau Leng Roundabo	55	LD	0.03223	50	34	N	1900-2000	2950	0.010192056	0.009425381	0.272609436	0.056681546
Tai Tau Leng Roundabo	55	LD	0.03223	50	39	N	2000-2100	2350	0.009150987	0.00843837	0.238664959	0.048285502
Tai Tau Leng Roundabo	55	LD	0.03223	50	42	N	2100-2200	1850	0.008571157	0.007968393	0.222568139	0.044290869
Tai Tau Leng Roundabo	55	LD	0.03223	50	43	N	2200-2300	1800	0.008467032	0.007779167	0.217157669	0.042952458
Tai Tau Leng Roundabo	55	LD	0.03223	50	45	N	2300-0000	1500	0.008115874	0.007539551	0.208374755	0.040696528
Tai Tau Leng Roundabo	56	LD	0.02826	50	50	N	0000-0100	400	0.004870712	0.004425953	0.132913178	0.014014345
Tai Tau Leng Roundabo	56	LD	0.02826	50	50	N	0100-0200	350	0.005042252	0.004584329	0.134554532	0.014910846
Tai Tau Leng Roundabo	56	LD	0.02826	50	50	N	0200-0300	250	0.004958067	0.004506807	0.134689862	0.014514995
Tai Tau Leng Roundabo	56	LD	0.02826	50	50	N	0300-0400	200	0.005110134	0.00464608	0.135414179	0.015087439
Tai Tau Leng Roundabo	56	LD	0.02826	50	50	N	0400-0500	150	0.004865192	0.004420417	0.131443879	0.013866285
Tai Tau Leng Roundabo	56	LD	0.02826	50	50	N	0500-0600	150	0.004884085	0.004437766	0.132141594	0.013987324
Tai Tau Leng Roundabo	56	LD	0.02826	50	50	N	0600-0700	300	0.005033207	0.004575783	0.134588377	0.014757636
Tai Tau Leng Roundabo	56	LD	0.02826	50	48	N	0700-0800	800	0.00513701	0.004680713	0.139139473	0.015304861
Tai Tau Leng Roundabo	56	LD	0.02826	50	41	N	0800-0900	1450	0.00584488	0.005377156	0.156845121	0.018291611
Tai Tau Leng Roundabo	56	LD	0.02826	50	43	N	0900-1000	1250	0.00562551	0.005163709	0.150813734	0.017298163
Tai Tau Leng Roundabo	56	LD	0.02826	50	43	N	1000-1100	1250	0.005620457	0.00515901	0.150822876	0.017269613
Tai Tau Leng Roundabo	56	LD	0.02826	50	43	N	1100-1200	1200	0.005619057	0.005157722	0.150828154	0.017250655
Tai Tau Leng Roundabo	56	LD	0.02826	50	45	N	1200-1300	1050	0.005345661	0.005000554	0.145857486	0.016369346
Tai Tau Leng Roundabo	56	LD	0.02826	50	46	N	1300-1400	1000	0.00458478	0.004182621	0.129947849	0.011609888
Tai Tau Leng Roundabo	56	LD	0.02826	50	45	N	1400-1500	1100	0.004635667	0.004351457	0.131655637	0.012007573
Tai Tau Leng Roundabo	56	LD	0.02826	50	45	N	1500-1600	1150	0.004642861	0.004357943	0.13176607	0.01200812
Tai Tau Leng Roundabo	56	LD	0.02826	50	44	N	1600-1700	1200	0.004801848	0.004409007	0.134378937	0.012508127
Tai Tau Leng Roundabo	56	LD	0.02826	50	43	N	1700-1800	1300	0.004857467	0.004456547	0.135248819	0.012247832
Tai Tau Leng Roundabo	56	LD	0.02826	50	44	N	1800-1900	1250	0.004745167	0.004356848	0.133540227	0.012191151
Tai Tau Leng Roundabo	56	LD	0.02826	50	44	N	1900-2000	1150	0.004769355	0.004379073	0.134156686	0.012289321
Tai Tau Leng Roundabo	56	LD	0.02826	50	47	N	2000-2100	900	0.004401797	0.004138573	0.12718055	0.011214665
Tai Tau Leng Roundabo	56	LD	0.02826	50	49	N	2100-2200	700	0.004282722	0.004019095	0.123682979	0.010946758
Tai Tau Leng Roundabo	56	LD	0.02826	50	49	N	2200-2300	700	0.004216996	0.003958568	0.123488763	0.010676131
Tai Tau Leng Roundabo	56	LD	0.02826	50	50	N	2300-0000	600	0.004174268	0.003783519	0.121073057	0.010234269
Tai Tau Leng Roundabo	57	LD	0.02888	50	50	N	0000-0100	900	0.006436056	0.005871917	0.163606008	0.026244313
Tai Tau Leng Roundabo	57	LD	0.02888	50	50	N	0100-0200	700	0.005847085	0.00532651	0.149650871	0.01955147
Tai Tau Leng Roundabo	57	LD	0.02888	50	50	N	0200-0300	550	0.005821448	0.005303046	0.150074885	0.019476265
Tai Tau Leng Roundabo	57	LD	0.02888	50	50	N	0300-0400	450	0.005807527	0.005290187	0.149115281	0.01929391
Tai Tau Leng Roundabo	57	LD	0.02888	50	50	N	0400-0500	350	0.005871048	0.00534851	0.149266093	0.019453831
Tai Tau Leng Roundabo	57	LD	0.02888	50	50	N	0500-0600	350	0.006438889	0.005874444	0.163210286	0.026122405
Tai Tau Leng Roundabo	57	LD	0.02888	50	50	N	0600-0700	700	0.0064194	0.005856853	0.164272534	0.026421148
Tai Tau Leng Roundabo	57	LD	0.02888	50	43	N	0700-0800	1850	0.007200028	0.006613197	0.186821583	0.031150704
Tai Tau Leng Roundabo	57	LD	0.02888	50	35	N	0800-0900	3050	0.008607335	0.007960861	0.225367046	0.039969072
Tai Tau Leng Roundabo	57	LD	0.02888	50	36	N	0900-1000	2800	0.008401419	0.007760756	0.219490462	0.038607905
Tai Tau Leng Roundabo	57	LD	0.02888	50	36	N	1000-1100	2800	0.008406473	0.007765455	0.21947815	0.038584151
Tai Tau Leng Roundabo	57	LD	0.02888	50	37	N	1100-1200	2750	0.008206174	0.007588121	0.214446311	0.037493467

Traffic Data and Composite Emission Factors

Operation (2036 Traffic x 2036 Vehicle EFs)									Composite Emission Factor (g/mile-veh)			
Road Name	Road ID	Road Type	Road Length (km)	Speed Limit (km/hr)	Average Speed (km/hr)	Start Emission Estimated by Broad Brush Approach (Y/N)	Hour	Total Vehicle (Veh/hr)	RSP	FSP	Res NOx	NO2
Tai Tau Leng Roundabo	57	LD	0.02888	50	40	N	1200-1300	2350	0.007637013	0.007041347	0.199635921	0.034009736
Tai Tau Leng Roundabo	57	LD	0.02888	50	41	N	1300-1400	2200	0.006800203	0.006254555	0.180003533	0.027638134
Tai Tau Leng Roundabo	57	LD	0.02888	50	39	N	1400-1500	2450	0.007137022	0.006585677	0.187553384	0.02922337
Tai Tau Leng Roundabo	57	LD	0.02888	50	38	N	1500-1600	2600	0.007331898	0.006771331	0.192486281	0.030365682
Tai Tau Leng Roundabo	57	LD	0.02888	50	38	N	1600-1700	2650	0.00731891	0.006759454	0.191885207	0.030210348
Tai Tau Leng Roundabo	57	LD	0.02888	50	36	N	1700-1800	2900	0.007696591	0.007114266	0.201084974	0.032169628
Tai Tau Leng Roundabo	57	LD	0.02888	50	35	N	1800-1900	3050	0.007881296	0.007294851	0.205961415	0.03316726
Tai Tau Leng Roundabo	57	LD	0.02888	50	38	N	1900-2000	2600	0.007303815	0.006745501	0.191866233	0.030135562
Tai Tau Leng Roundabo	57	LD	0.02888	50	42	N	2000-2100	2050	0.006633346	0.006198437	0.176455042	0.027000399
Tai Tau Leng Roundabo	57	LD	0.02888	50	45	N	2100-2200	1650	0.006275878	0.005854005	0.1669439	0.025047106
Tai Tau Leng Roundabo	57	LD	0.02888	50	45	N	2200-2300	1600	0.006273175	0.005851333	0.166915253	0.024947407
Tai Tau Leng Roundabo	57	LD	0.02888	50	47	N	2300-0000	1350	0.006048591	0.005644484	0.16060611	0.023614001
Tai Tau Leng Roundabo	58	LD	0.05305	50	50	N	0000-0100	400	0.006670087	0.006090353	0.172380811	0.031677088
Tai Tau Leng Roundabo	58	LD	0.05305	50	50	N	0100-0200	350	0.005539861	0.00504304	0.143355149	0.017679931
Tai Tau Leng Roundabo	58	LD	0.05305	50	50	N	0200-0300	250	0.005606182	0.005103745	0.143384697	0.018064307
Tai Tau Leng Roundabo	58	LD	0.05305	50	50	N	0300-0400	200	0.005375177	0.004890893	0.141176677	0.016810612
Tai Tau Leng Roundabo	58	LD	0.05305	50	50	N	0400-0500	150	0.005530318	0.005034366	0.14310649	0.01748879
Tai Tau Leng Roundabo	58	LD	0.05305	50	50	N	0500-0600	200	0.006718544	0.006134707	0.173300664	0.031289365
Tai Tau Leng Roundabo	58	LD	0.05305	50	50	N	0600-0700	350	0.006572802	0.006000954	0.172669962	0.031216848
Tai Tau Leng Roundabo	58	LD	0.05305	50	46	N	0700-0800	900	0.007130891	0.006529157	0.186522326	0.034705487
Tai Tau Leng Roundabo	58	LD	0.05305	50	40	N	0800-0900	1400	0.00791926	0.007299244	0.209002013	0.039962168
Tai Tau Leng Roundabo	58	LD	0.05305	50	41	N	0900-1000	1350	0.00774661	0.007121379	0.2043143	0.038851688
Tai Tau Leng Roundabo	58	LD	0.05305	50	41	N	1000-1100	1350	0.0077946	0.007165427	0.205154249	0.039206195
Tai Tau Leng Roundabo	58	LD	0.05305	50	41	N	1100-1200	1300	0.007760884	0.007134463	0.204626641	0.039024709
Tai Tau Leng Roundabo	58	LD	0.05305	50	43	N	1200-1300	1150	0.007490756	0.006880042	0.196427307	0.037165675
Tai Tau Leng Roundabo	58	LD	0.05305	50	44	N	1300-1400	1050	0.006528787	0.006001968	0.174923333	0.029110136
Tai Tau Leng Roundabo	58	LD	0.05305	50	43	N	1400-1500	1200	0.006682704	0.006136396	0.177333808	0.02958383
Tai Tau Leng Roundabo	58	LD	0.05305	50	43	N	1500-1600	1250	0.00668853	0.006141691	0.177755247	0.029747984
Tai Tau Leng Roundabo	58	LD	0.05305	50	42	N	1600-1700	1300	0.006776948	0.006330306	0.181802538	0.0305196
Tai Tau Leng Roundabo	58	LD	0.05305	50	41	N	1700-1800	1400	0.006949099	0.006388484	0.18493548	0.031268653
Tai Tau Leng Roundabo	58	LD	0.05305	50	39	N	1800-1900	1550	0.007276472	0.006715567	0.192470992	0.032872155
Tai Tau Leng Roundabo	58	LD	0.05305	50	42	N	1900-2000	1250	0.006764797	0.006319508	0.180990817	0.030507916
Tai Tau Leng Roundabo	58	LD	0.05305	50	45	N	2000-2100	1000	0.006419609	0.005987516	0.172150932	0.028517447
Tai Tau Leng Roundabo	58	LD	0.05305	50	47	N	2100-2200	800	0.006210941	0.005791739	0.166673224	0.027442148
Tai Tau Leng Roundabo	58	LD	0.05305	50	48	N	2200-2300	800	0.006194446	0.005656828	0.164096391	0.026851583
Tai Tau Leng Roundabo	58	LD	0.05305	50	49	N	2300-0000	650	0.005965275	0.005559543	0.160095658	0.025760625
Po Shek Wu Road Flyo	60	LD	0.31852	50	50	N	0000-0100	250	0.009065692	0.008306001	0.225400649	0.051688202
Po Shek Wu Road Flyo	60	LD	0.31852	50	50	N	0100-0200	200	0.007648633	0.006988094	0.180269509	0.02934193
Po Shek Wu Road Flyo	60	LD	0.31852	50	50	N	0200-0300	150	0.007958608	0.007274058	0.183662135	0.030855228
Po Shek Wu Road Flyo	60	LD	0.31852	50	50	N	0300-0400	150	0.007386808	0.006746756	0.180048209	0.028459736
Po Shek Wu Road Flyo	60	LD	0.31852	50	50	N	0400-0500	100	0.007440786	0.006797338	0.179827278	0.02859616
Po Shek Wu Road Flyo	60	LD	0.31852	50	50	N	0500-0600	100	0.008770329	0.008034569	0.222307442	0.050341922
Po Shek Wu Road Flyo	60	LD	0.31852	50	50	N	0600-0700	200	0.009032572	0.008275311	0.225331898	0.050972221
Po Shek Wu Road Flyo	60	LD	0.31852	50	50	N	0700-0800	550	0.00904115	0.008283197	0.224245623	0.051380255
Po Shek Wu Road Flyo	60	LD	0.31852	50	45	N	0800-0900	950	0.009639488	0.008937283	0.24896328	0.057851298
Po Shek Wu Road Flyo	60	LD	0.31852	50	46	N	0900-1000	850	0.009600976	0.008804287	0.244128891	0.056828898
Po Shek Wu Road Flyo	60	LD	0.31852	50	46	N	1000-1100	850	0.009575919	0.00878108	0.243433767	0.056592984
Po Shek Wu Road Flyo	60	LD	0.31852	50	47	N	1100-1200	850	0.009401723	0.008705569	0.238696663	0.055293487
Po Shek Wu Road Flyo	60	LD	0.31852	50	48	N	1200-1300	700	0.009247612	0.008467805	0.233907625	0.053659424
Po Shek Wu Road Flyo	60	LD	0.31852	50	49	N	1300-1400	700	0.008502744	0.007880604	0.220780415	0.050013149
Po Shek Wu Road Flyo	60	LD	0.31852	50	48	N	1400-1500	750	0.008669761	0.007936078	0.224401761	0.050957544
Po Shek Wu Road Flyo	60	LD	0.31852	50	47	N	1500-1600	800	0.008875806	0.008223506	0.230719965	0.052828857
Po Shek Wu Road Flyo	60	LD	0.31852	50	47	N	1600-1700	800	0.008835685	0.008186846	0.230273743	0.052577977
Po Shek Wu Road Flyo	60	LD	0.31852	50	46	N	1700-1800	900	0.008959926	0.008214623	0.234429713	0.053516466
Po Shek Wu Road Flyo	60	LD	0.31852	50	46	N	1800-1900	900	0.008971948	0.008225727	0.234630655	0.053683789
Po Shek Wu Road Flyo	60	LD	0.31852	50	47	N	1900-2000	800	0.008842154	0.008192816	0.230031424	0.052659812
Po Shek Wu Road Flyo	60	LD	0.31852	50	49	N	2000-2100	650	0.008503629	0.007881199	0.221339244	0.050094582
Po Shek Wu Road Flyo	60	LD	0.31852	50	50	N	2100-2200	500	0.008535767	0.007817388	0.217797738	0.049364712
Po Shek Wu Road Flyo	60	LD	0.31852	50	50	N	2200-2300	500	0.008558829	0.007838407	0.218122021	0.04934857
Po Shek Wu Road Flyo	60	LD	0.31852	50	50	N	2300-0000	400	0.008370713	0.007665499	0.215698477	0.048418836

Traffic Data and Composite Emission Factors

Operation (2044 Traffic x 2044 Vehicle EFs)									Composite Emission Factor (g/mile-veh)			
Road Name	Road ID	Road Type	Road Length (km)	Speed Limit (km/hr)	Average Speed (km/hr)	Start Emission Estimated by Broad Brush Approach (Y/N)	Hour	Total Vehicle (Veh/hr)	RSP	FSP	Res NOx	NO2
Fan Kam Road	01/02	RR	0.10886	50	48	N	0000-0100	300	0.006716694	0.006154148	0.164261357	0.024400005
Fan Kam Road	01/02	RR	0.10886	50	48	N	0100-0200	250	0.006051436	0.005539912	0.15470031	0.020574729
Fan Kam Road	01/02	RR	0.10886	50	49	N	0200-0300	200	0.005410454	0.005049751	0.147579251	0.017522739
Fan Kam Road	01/02	RR	0.10886	50	49	N	0300-0400	150	0.005410298	0.005048834	0.149606211	0.017646704
Fan Kam Road	01/02	RR	0.10886	50	49	N	0400-0500	100	0.005279606	0.004929622	0.146735045	0.016746962
Fan Kam Road	01/02	RR	0.10886	50	49	N	0500-0600	100	0.005697633	0.00531378	0.146793617	0.017842387
Fan Kam Road	01/02	RR	0.10886	50	48	N	0600-0700	250	0.006826503	0.006255324	0.165272921	0.025136563
Fan Kam Road	01/02	RR	0.10886	50	46	N	0700-0800	650	0.007000005	0.006421029	0.169817237	0.026167776
Fan Kam Road	01/02	RR	0.10886	50	40	N	0800-0900	950	0.007683476	0.007075562	0.191473987	0.030166244
Fan Kam Road	01/02	RR	0.10886	50	40	N	0900-1000	950	0.007722045	0.007110817	0.191633211	0.030264004
Fan Kam Road	01/02	RR	0.10886	50	40	N	1000-1100	950	0.007701969	0.007092437	0.190850224	0.030113254
Fan Kam Road	01/02	RR	0.10886	50	41	N	1100-1200	950	0.007461072	0.006871281	0.187120887	0.029102774
Fan Kam Road	01/02	RR	0.10886	50	43	N	1200-1300	800	0.007283094	0.006699997	0.179080607	0.027878658
Fan Kam Road	01/02	RR	0.10886	50	44	N	1300-1400	750	0.007601254	0.006991678	0.186063266	0.029940842
Fan Kam Road	01/02	RR	0.10886	50	42	N	1400-1500	850	0.007874237	0.0072588	0.194321218	0.031655581
Fan Kam Road	01/02	RR	0.10886	50	41	N	1500-1600	850	0.007975661	0.007343136	0.198390042	0.032567235
Fan Kam Road	01/02	RR	0.10886	50	41	N	1600-1700	950	0.007945153	0.007315235	0.197727128	0.032447536
Fan Kam Road	01/02	RR	0.10886	50	39	N	1700-1800	950	0.008257897	0.007629372	0.206440906	0.03397775
Fan Kam Road	01/02	RR	0.10886	50	37	N	1800-1900	1150	0.008795518	0.008137668	0.219793383	0.037600274
Fan Kam Road	01/02	RR	0.10886	50	41	N	1900-2000	900	0.007956154	0.007325235	0.198547473	0.032511131
Fan Kam Road	01/02	RR	0.10886	50	44	N	2000-2100	700	0.007618224	0.007007478	0.186603067	0.030230553
Fan Kam Road	01/02	RR	0.10886	50	46	N	2100-2200	550	0.007268547	0.006668372	0.176901073	0.027764375
Fan Kam Road	01/02	RR	0.10886	50	46	N	2200-2300	550	0.007321531	0.006717162	0.177760985	0.028066599
Fan Kam Road	01/02	RR	0.10886	50	47	N	2300-0000	450	0.007108328	0.006616162	0.171677715	0.026547022
Fan Kam Road	03/04	RR	0.13435	50	49	N	0000-0100	250	0.006535736	0.006083359	0.160459801	0.024055019
Fan Kam Road	03/04	RR	0.13435	50	49	N	0100-0200	200	0.005680542	0.00529792	0.149782885	0.019123988
Fan Kam Road	03/04	RR	0.13435	50	49	N	0200-0300	150	0.00527301	0.004923648	0.147088806	0.016830385
Fan Kam Road	03/04	RR	0.13435	50	49	N	0300-0400	100	0.005429017	0.005066947	0.14322365	0.017580868
Fan Kam Road	03/04	RR	0.13435	50	49	N	0400-0500	100	0.005733055	0.005345267	0.14856392	0.019325864
Fan Kam Road	03/04	RR	0.13435	50	49	N	0500-0600	100	0.006344026	0.005906574	0.152512413	0.021033241
Fan Kam Road	03/04	RR	0.13435	50	49	N	0600-0700	200	0.006577936	0.006122089	0.161704648	0.024754954
Fan Kam Road	03/04	RR	0.13435	50	47	N	0700-0800	450	0.006801905	0.006337409	0.164197384	0.024670314
Fan Kam Road	03/04	RR	0.13435	50	42	N	0800-0900	850	0.007576038	0.006984736	0.183109209	0.029151186
Fan Kam Road	03/04	RR	0.13435	50	44	N	0900-1000	700	0.007257017	0.006673892	0.175542753	0.027360653
Fan Kam Road	03/04	RR	0.13435	50	44	N	1000-1100	700	0.007249476	0.006666935	0.175298558	0.027304933
Fan Kam Road	03/04	RR	0.13435	50	45	N	1100-1200	700	0.006972892	0.006505957	0.171732061	0.026112761
Fan Kam Road	03/04	RR	0.13435	50	46	N	1200-1300	600	0.007055933	0.006472638	0.170947866	0.02650734
Fan Kam Road	03/04	RR	0.13435	50	46	N	1300-1400	600	0.007119333	0.006530786	0.171842754	0.027041257
Fan Kam Road	03/04	RR	0.13435	50	45	N	1400-1500	650	0.006992623	0.006523855	0.173582381	0.026676526
Fan Kam Road	03/04	RR	0.13435	50	45	N	1500-1600	700	0.007035592	0.006563397	0.17286375	0.026642051
Fan Kam Road	03/04	RR	0.13435	50	45	N	1600-1700	700	0.006932293	0.006468303	0.17302674	0.026048736
Fan Kam Road	03/04	RR	0.13435	50	44	N	1700-1800	800	0.007251491	0.00666903	0.177546628	0.027713184
Fan Kam Road	03/04	RR	0.13435	50	43	N	1800-1900	750	0.007605723	0.006997536	0.184815055	0.029828823
Fan Kam Road	03/04	RR	0.13435	50	45	N	1900-2000	700	0.006992634	0.006523782	0.173246567	0.026363965
Fan Kam Road	03/04	RR	0.13435	50	47	N	2000-2100	550	0.006946499	0.006468654	0.170171714	0.026578429
Fan Kam Road	03/04	RR	0.13435	50	47	N	2100-2200	450	0.00691386	0.006439316	0.168114208	0.025478487
Fan Kam Road	03/04	RR	0.13435	50	48	N	2200-2300	450	0.006783124	0.006215329	0.164848491	0.024715441
Fan Kam Road	03/04	RR	0.13435	50	48	N	2300-0000	350	0.00704777	0.006459127	0.16650571	0.026375493
Fan Kam Road	05/06	RR	0.28702	50	48	N	0000-0100	300	0.005708408	0.005224084	0.14736034	0.018957211
Fan Kam Road	05/06	RR	0.28702	50	49	N	0100-0200	250	0.004823848	0.004513167	0.137771517	0.014322196
Fan Kam Road	05/06	RR	0.28702	50	49	N	0200-0300	200	0.00453909	0.00425179	0.131832665	0.012575752
Fan Kam Road	05/06	RR	0.28702	50	49	N	0300-0400	150	0.003982697	0.003740979	0.130446193	0.009972343
Fan Kam Road	05/06	RR	0.28702	50	49	N	0400-0500	100	0.004129239	0.003874801	0.131228766	0.010433023
Fan Kam Road	05/06	RR	0.28702	50	49	N	0500-0600	100	0.004709319	0.004407961	0.134238795	0.012260723
Fan Kam Road	05/06	RR	0.28702	50	49	N	0600-0700	250	0.00553942	0.0051705	0.145619973	0.018703442
Fan Kam Road	05/06	RR	0.28702	50	46	N	0700-0800	650	0.005945593	0.005450542	0.15406366	0.02019523
Fan Kam Road	05/06	RR	0.28702	50	39	N	0800-0900	1100	0.006738098	0.006231686	0.172797639	0.023078057
Fan Kam Road	05/06	RR	0.28702	50	41	N	0900-1000	950	0.006394401	0.005892112	0.165672476	0.021688079
Fan Kam Road	05/06	RR	0.28702	50	41	N	1000-1100	950	0.006394418	0.00589213	0.165471243	0.021672976
Fan Kam Road	05/06	RR	0.28702	50	41	N	1100-1200	900	0.006427922	0.005923042	0.165713	0.021942238
Fan Kam Road	05/06	RR	0.28702	50	44	N	1200-1300	750	0.005980791	0.005497169	0.156315203	0.019788668
Fan Kam Road	05/06	RR	0.28702	50	44	N	1300-1400	750	0.006498605	0.005974864	0.165413335	0.023120647
Fan Kam Road	05/06	RR	0.28702	50	43	N	1400-1500	850	0.006695328	0.006160457	0.168337773	0.023895383
Fan Kam Road	05/06	RR	0.28702	50	42	N	1500-1600	850	0.006839194	0.006306304	0.171659031	0.024613373
Fan Kam Road	05/06	RR	0.28702	50	42	N	1600-1700	900	0.006864187	0.0063294	0.171965518	0.024661972
Fan Kam Road	05/06	RR	0.28702	50	41	N	1700-1800	950	0.006852636	0.006312757	0.174173147	0.024774798
Fan Kam Road	05/06	RR	0.28702	50	41	N	1800-1900	950	0.006926788	0.006380964	0.175555226	0.025370162
Fan Kam Road	05/06	RR	0.28702	50	42	N	1900-2000	850	0.006845651	0.006312338	0.170879519	0.024642301
Fan Kam Road	05/06	RR	0.28702	50	45	N	2000-2100	650	0.006389276	0.005971301	0.162374967	0.022993658
Fan Kam Road	05/06	RR	0.28702	50	47	N	2100-2200	550	0.006172616	0.005760024	0.157133188	0.022031516
Fan Kam Road	05/06	RR	0.28702	50	47	N	2200-2300	550	0.006141005	0.005730732	0.158204679	0.021891857
Fan Kam Road	05/06	RR	0.28702	50	47	N	2300-0000	450	0.006105513	0.005698676	0.155420575	0.021391935
Fan Kam Road	07/08	RR	1.94868	50	47	N	0000-0100	400	0.005683543	0.005311905	0.152584632	0.019907513
Fan Kam Road	07/08	RR	1.94868	50	48	N	0100-0200	350	0.005165263	0.004722875	0.141723458	0.015521265
Fan Kam Road	07/08	RR	1.94868	50	48	N	0200-0300	300	0.005265733	0.004815568	0.140654075	0.015881699
Fan Kam Road	07/08	RR	1.94868	50	49	N	0300-0400	200	0.004922806	0.004604269	0.136938703	0.014794876
Fan Kam Road	07/08	RR	1.94868	50	49	N	0400-0500	200	0.004558298	0.004269405	0.132837901	0.012867381
Fan Kam Road	07/08	RR	1.94868	50	49	N	0500-0600	200	0.005210098	0.004867566	0.144329937	0.018232926
Fan Kam Road	07/08	RR	1.94868	50	48	N	0600-0700	350	0.005699667	0.005216162	0.151034955	0.019517239
Fan Kam Road	07/08	RR	1.94868	50	42	N	0700-0800	900	0.006384936	0.005887479	0.167959694	0.023025464
Fan Kam Road	07/08	RR	1.94868	50	31	N	0800-0900	1500	0.008451599	0.007770508	0.215216728	0.032818885
Fan Kam Road	07/08	RR	1.94868	50	34	N	0900-1000	1350	0.007778544	0.007224677	0.199531303	0.029827679
Fan Kam Road	07/08	RR	1.94868	50	34	N	1000-1100	1350	0.007805414	0.007249327	0.200137472	0.029867645
Fan Kam Road	07/08	RR	1.94868	50	35	N	1100-1200	1350	0.007663313	0.007107441	0.195799469	0.029203431
Fan Kam Road	07/08	RR	1.94868	50	38	N	1200-1300	1150	0.006968165	0.006449422	0.181552153	0.025884314
Fan Kam Road	07/08	RR	1.94868	50	39	N	1300-1400	1050	0.006869742	0.006352375	0.179117585	0.025296917
Fan Kam Road	07/08	RR	1.94868	50	37	N	1400-1500	1150	0.007256079	0.006725062	0.18815909	0.027244558
Fan Kam Road	07/08	RR	1.94868	50	35	N	1500-1600	1250	0.007678592	0.007120974	0.196572624	0.029052372
Fan Kam Road	07/08	RR	1.94868	50	35	N	1600-1700	1250	0.007640596	0.007086173	0.196813331	0.028844244
Fan Kam Road	07/08	RR	1.94868	50	33	N	1700-1800	1350	0.008020165	0.007456442	0.206514306	0.031062196
Fan Kam Road	07/08	RR	1.94868	50	32	N	1800-1900	1450	0.00831552	0.007635828	0.211769894	0.032068385
Fan Kam Road	07/08	RR	1.94868	50	35	N	1900-2000	1250	0.007656161	0.007100481	0.196454364	0.02908423
Fan Kam Road	07/08	RR	1.94868	50	40	N	2000-2100	1000	0.006663416	0.006137048	0.175381288	0.024308111
Fan Kam Road	07/08	RR	1.94868	50	44	N	2100-2200	800	0.006259817	0.005754741	0.164239228	0.02280191
Fan Kam Road	07/08	RR	1.94868	50	44	N	2200-2300	750	0.006276485	0.005770277	0.164348503	0.022846441
Fan Kam Road	07/08	RR	1.94868	50	46	N	2300-0000	650	0.0059549	0.005459011	0.156647942	0.020800749
Fan Kam Road	09/10	RR	0.27529	50	49	N	0000-0100	650	0.00701779	0.006523938	0.18596603	0.035275315
Fan Kam Road	09/10	RR	0.27529	50	49	N	0100-0200	550	0.005890285	0.00549016	0.152873415	0.019892749
Fan Kam Road	09/10	RR	0.27529	50	49	N	0200-0300	400	0.005911965	0.005510265	0.15166214	0.019873998

Traffic Data and Composite Emission Factors

Operation (2044 Traffic x 2044 Vehicle EFs)									Composite Emission Factor (g/mile-veh)			
Road Name	Road ID	Road Type	Road Length (km)	Speed Limit (km/hr)	Average Speed (km/hr)	Start Emission Estimated by Broad Brush Approach (Y/N)	Hour	Total Vehicle (Veh/hr)	RSP	FSP	Res NOx	NO2
Fan Kam Road	09/10	RR	0.27529	50	49	N	0300-0400	300	0.005872722	0.00547494	0.151386621	0.019661476
Fan Kam Road	09/10	RR	0.27529	50	50	N	0400-0500	250	0.005701046	0.005207425	0.148498217	0.018772113
Fan Kam Road	09/10	RR	0.27529	50	49	N	0500-0600	300	0.007080253	0.006581372	0.186278164	0.035926698
Fan Kam Road	09/10	RR	0.27529	50	49	N	0600-0700	500	0.007045877	0.006550288	0.185526206	0.035747256
Fan Kam Road	09/10	RR	0.27529	50	47	N	0700-0800	1300	0.007308402	0.006801087	0.193239386	0.037386153
Fan Kam Road	09/10	RR	0.27529	50	43	N	0800-0900	2300	0.007887635	0.007261561	0.208572192	0.041032737
Fan Kam Road	09/10	RR	0.27529	50	45	N	0900-1000	2050	0.007550353	0.007037825	0.200766059	0.039124114
Fan Kam Road	09/10	RR	0.27529	50	45	N	1000-1100	2050	0.007535805	0.007024472	0.200491646	0.039010083
Fan Kam Road	09/10	RR	0.27529	50	46	N	1100-1200	1950	0.007454671	0.006842478	0.196447242	0.037987031
Fan Kam Road	09/10	RR	0.27529	50	46	N	1200-1300	1700	0.007477935	0.006863961	0.196860273	0.038238171
Fan Kam Road	09/10	RR	0.27529	50	47	N	1300-1400	1600	0.006321933	0.005899131	0.17835244	0.032278902
Fan Kam Road	09/10	RR	0.27529	50	46	N	1400-1500	1750	0.006457492	0.005924648	0.180629379	0.03282589
Fan Kam Road	09/10	RR	0.27529	50	46	N	1500-1600	1850	0.006486218	0.005951061	0.180358312	0.032814793
Fan Kam Road	09/10	RR	0.27529	50	46	N	1600-1700	1950	0.006497719	0.005961832	0.181072878	0.03304948
Fan Kam Road	09/10	RR	0.27529	50	46	N	1700-1800	2050	0.00648141	0.005946746	0.180701688	0.032947788
Fan Kam Road	09/10	RR	0.27529	50	45	N	1800-1900	2100	0.006546795	0.006118989	0.184177899	0.033737277
Fan Kam Road	09/10	RR	0.27529	50	46	N	1900-2000	1850	0.006487594	0.005952345	0.18066855	0.032951659
Fan Kam Road	09/10	RR	0.27529	50	47	N	2000-2100	1500	0.006317992	0.005895559	0.177692443	0.032219478
Fan Kam Road	09/10	RR	0.27529	50	48	N	2100-2200	1200	0.006319563	0.005787422	0.175325376	0.031935447
Fan Kam Road	09/10	RR	0.27529	50	48	N	2200-2300	1100	0.006293656	0.005763535	0.174725096	0.031612188
Fan Kam Road	09/10	RR	0.27529	50	48	N	2300-0000	950	0.006239743	0.005714069	0.175137062	0.031569371
Fan Kam Road	11	RR	0.0882	50	49	N	0000-0100	500	0.006164721	0.005742252	0.17099803	0.02909562
Fan Kam Road	11	RR	0.0882	50	49	N	0100-0200	400	0.005251	0.004904846	0.143151181	0.016349294
Fan Kam Road	11	RR	0.0882	50	49	N	0200-0300	300	0.005108573	0.004773974	0.142246923	0.015715614
Fan Kam Road	11	RR	0.0882	50	49	N	0300-0400	250	0.005416279	0.005056849	0.143974344	0.017229621
Fan Kam Road	11	RR	0.0882	50	49	N	0400-0500	200	0.005390208	0.005032226	0.145074057	0.017095257
Fan Kam Road	11	RR	0.0882	50	49	N	0500-0600	200	0.006384316	0.005943678	0.171779399	0.029379605
Fan Kam Road	11	RR	0.0882	50	49	N	0600-0700	400	0.00618701	0.005762932	0.169343689	0.028865484
Fan Kam Road	11	RR	0.0882	50	47	N	0700-0800	1100	0.006426062	0.005992408	0.176350676	0.030439808
Fan Kam Road	11	RR	0.0882	50	43	N	0800-0900	1950	0.006944303	0.00639291	0.190045985	0.0334965
Fan Kam Road	11	RR	0.0882	50	45	N	0900-1000	1650	0.006628389	0.006192369	0.18308871	0.031921757
Fan Kam Road	11	RR	0.0882	50	45	N	1000-1100	1700	0.006610574	0.006175986	0.182922529	0.031783981
Fan Kam Road	11	RR	0.0882	50	46	N	1100-1200	1650	0.006600419	0.006055559	0.180319496	0.031391124
Fan Kam Road	11	RR	0.0882	50	46	N	1200-1300	1400	0.006599067	0.00605432	0.180170213	0.031366581
Fan Kam Road	11	RR	0.0882	50	47	N	1300-1400	1300	0.005978761	0.005583812	0.171556424	0.029340321
Fan Kam Road	11	RR	0.0882	50	46	N	1400-1500	1450	0.006091866	0.005587835	0.174148015	0.029847827
Fan Kam Road	11	RR	0.0882	50	46	N	1500-1600	1550	0.006132164	0.005624883	0.174460985	0.029951179
Fan Kam Road	11	RR	0.0882	50	46	N	1600-1700	1600	0.006127915	0.005621036	0.174089999	0.029954816
Fan Kam Road	11	RR	0.0882	50	45	N	1700-1800	1700	0.006152892	0.005757316	0.177546982	0.030551915
Fan Kam Road	11	RR	0.0882	50	46	N	1800-1900	1650	0.006109891	0.005604428	0.174279724	0.02991624
Fan Kam Road	11	RR	0.0882	50	46	N	1900-2000	1550	0.006141192	0.005633187	0.174231428	0.030013042
Fan Kam Road	11	RR	0.0882	50	47	N	2000-2100	1250	0.005926297	0.005535741	0.171098164	0.029149195
Fan Kam Road	11	RR	0.0882	50	48	N	2100-2200	950	0.005919232	0.005418355	0.168566489	0.028744026
Fan Kam Road	11	RR	0.0882	50	48	N	2200-2300	950	0.005873784	0.005376384	0.169193618	0.028701797
Fan Kam Road	11	RR	0.0882	50	48	N	2300-0000	800	0.005914806	0.005414236	0.16855577	0.028778209
Fan Kam Road	12	RR	0.09121	50	49	N	0000-0100	450	0.006555019	0.006100009	0.183989589	0.035656754
Fan Kam Road	12	RR	0.09121	50	49	N	0100-0200	350	0.005104067	0.004770192	0.140635084	0.015608754
Fan Kam Road	12	RR	0.09121	50	49	N	0200-0300	300	0.005255361	0.004909256	0.141746771	0.016373466
Fan Kam Road	12	RR	0.09121	50	49	N	0300-0400	200	0.005080844	0.004749013	0.141375302	0.01542516
Fan Kam Road	12	RR	0.09121	50	50	N	0400-0500	200	0.005066279	0.004620813	0.138861909	0.015097369
Fan Kam Road	12	RR	0.09121	50	49	N	0500-0600	200	0.006547085	0.006092638	0.182429313	0.03469934
Fan Kam Road	12	RR	0.09121	50	49	N	0600-0700	350	0.006496825	0.006047078	0.182380132	0.035230101
Fan Kam Road	12	RR	0.09121	50	47	N	0700-0800	950	0.006743151	0.006284327	0.188890138	0.03665606
Fan Kam Road	12	RR	0.09121	50	46	N	0800-0900	1600	0.006918135	0.006349441	0.192782754	0.037575044
Fan Kam Road	12	RR	0.09121	50	46	N	0900-1000	1500	0.006940183	0.006369719	0.193252973	0.037752008
Fan Kam Road	12	RR	0.09121	50	46	N	1000-1100	1500	0.006925023	0.006355814	0.193191512	0.037601437
Fan Kam Road	12	RR	0.09121	50	46	N	1100-1200	1450	0.006930576	0.006360964	0.192961166	0.037669786
Fan Kam Road	12	RR	0.09121	50	47	N	1200-1300	1250	0.006741671	0.006282782	0.189787089	0.036760088
Fan Kam Road	12	RR	0.09121	50	47	N	1300-1400	1150	0.00640535	0.005975011	0.183386181	0.034584416
Fan Kam Road	12	RR	0.09121	50	47	N	1400-1500	1300	0.00642706	0.005994887	0.183176548	0.034608235
Fan Kam Road	12	RR	0.09121	50	46	N	1500-1600	1350	0.006541919	0.006002917	0.185877607	0.035121438
Fan Kam Road	12	RR	0.09121	50	46	N	1600-1700	1400	0.006526373	0.005988627	0.185696266	0.035067525
Fan Kam Road	12	RR	0.09121	50	46	N	1700-1800	1500	0.006530477	0.005992457	0.186070326	0.035058803
Fan Kam Road	12	RR	0.09121	50	45	N	1800-1900	1650	0.00660655	0.006174055	0.189161859	0.035900425
Fan Kam Road	12	RR	0.09121	50	46	N	1900-2000	1400	0.006556403	0.006016291	0.185928784	0.035235235
Fan Kam Road	12	RR	0.09121	50	47	N	2000-2100	1100	0.006400409	0.005970409	0.183235836	0.034532097
Fan Kam Road	12	RR	0.09121	50	48	N	2100-2200	850	0.006363523	0.005827982	0.180325611	0.034084071
Fan Kam Road	12	RR	0.09121	50	48	N	2200-2300	850	0.006381258	0.005844349	0.180721445	0.034116886
Fan Kam Road	12	RR	0.09121	50	48	N	2300-0000	700	0.006380824	0.005843769	0.179374215	0.033755105
Castle Peak Road - Kwu T	13/14	LD	0.42005	50	30	N	0000-0100	550	0.009511232	0.008764651	0.266154386	0.049804661
Castle Peak Road - Kwu T	13/14	LD	0.42005	50	30	N	0100-0200	450	0.008950846	0.008249265	0.236335605	0.036279358
Castle Peak Road - Kwu T	13/14	LD	0.42005	50	30	N	0200-0300	350	0.008947031	0.008245653	0.234932626	0.036364197
Castle Peak Road - Kwu T	13/14	LD	0.42005	50	30	N	0300-0400	250	0.008484252	0.007819983	0.226798628	0.032444636
Castle Peak Road - Kwu T	13/14	LD	0.42005	50	30	N	0400-0500	250	0.00863171	0.007955889	0.235698413	0.034478798
Castle Peak Road - Kwu T	13/14	LD	0.42005	50	30	N	0500-0600	250	0.009330478	0.008598503	0.266826457	0.048456711
Castle Peak Road - Kwu T	13/14	LD	0.42005	50	30	N	0600-0700	450	0.009672903	0.008913624	0.264254655	0.05080042
Castle Peak Road - Kwu T	13/14	LD	0.42005	50	28	N	0700-0800	1100	0.010136744	0.009353923	0.285614525	0.054889668
Castle Peak Road - Kwu T	13/14	LD	0.42005	50	24	N	0800-0900	1800	0.011356062	0.010541018	0.321366352	0.0635694
Castle Peak Road - Kwu T	13/14	LD	0.42005	50	25	N	0900-1000	1650	0.011067949	0.010261686	0.312381878	0.061794561
Castle Peak Road - Kwu T	13/14	LD	0.42005	50	25	N	1000-1100	1650	0.011056632	0.010251239	0.313599809	0.061840705
Castle Peak Road - Kwu T	13/14	LD	0.42005	50	25	N	1100-1200	1650	0.011046088	0.010241539	0.313422508	0.061734032
Castle Peak Road - Kwu T	13/14	LD	0.42005	50	26	N	1200-1300	1350	0.010699153	0.009907243	0.302302785	0.059009082
Castle Peak Road - Kwu T	13/14	LD	0.42005	50	27	N	1300-1400	1300	0.009067491	0.00829691	0.247145382	0.041527706
Castle Peak Road - Kwu T	13/14	LD	0.42005	50	26	N	1400-1500	1450	0.009254871	0.00858122	0.254353133	0.043051457
Castle Peak Road - Kwu T	13/14	LD	0.42005	50	26	N	1500-1600	1550	0.009262781	0.008588479	0.253631685	0.042928349
Castle Peak Road - Kwu T	13/14	LD	0.42005	50	25	N	1600-1700	1550	0.009673753	0.008984026	0.262653964	0.045548807
Castle Peak Road - Kwu T	13/14	LD	0.42005	50	25	N	1700-1800	1700	0.009638953	0.008951811	0.262980667	0.045267807
Castle Peak Road - Kwu T	13/14	LD	0.42005	50	25	N	1800-1900	1850	0.009617726	0.008932359	0.261885546	0.044938993
Castle Peak Road - Kwu T	13/14	LD	0.42005	50	26	N	1900-2000	1550	0.009272112	0.008597034	0.253801053	0.043130385
Castle Peak Road - Kwu T	13/14	LD	0.42005	50	27	N	2000-2100	1200	0.009093126	0.008320547	0.247186085	0.041829586
Castle Peak Road - Kwu T	13/14	LD	0.42005	50	28	N	2100-2200	950	0.008763013	0.008092636	0.240116229	0.040197977
Castle Peak Road - Kwu T	13/14	LD	0.42005	50	28	N	2200-2300	900	0.008767581	0.008096865	0.240463835	0.040097895
Castle Peak Road - Kwu T	13/14	LD	0.42005	50	29	N	2300-0000	800	0.008381049	0.007736463	0.231738833	0.037742199
Po Kin Road	15/16	LD	0.1415	50	30	Y	0000-0100	450	0.01918444	0.017668912	0.400362684	0.082328532
Po Kin Road	15/16	LD	0.1415	50	30	Y	0100-0200	350	0.01821489	0.016777557	0.346943337	0.056199593
Po Kin Road	15/16	LD	0.1415	50	30	Y	0200-0300	300	0.018420823	0.016967416	0.357443268	0.061963065
Po Kin Road	15/16	LD	0.1415	50	30	Y	0300-0400	200	0.018247934	0.016806554	0.353718264	0.058224096
Po Kin Road	15/16	LD	0.1415	50	30	Y	0400-0500	200	0.01761014	0.016221194	0.332827096	0.046116639
Po Kin Road	15/16	LD	0.1415	50	30	Y	0500-0600	200	0.018887735	0.017395059	0.381862091	0.07258988

Traffic Data and Composite Emission Factors

Operation (2044 Traffic x 2044 Vehicle EFs)									Composite Emission Factor (g/mile-veh)			
Road Name	Road ID	Road Type	Road Length (km)	Speed Limit (km/hr)	Average Speed (km/hr)	Start Emission Estimated by Broad Brush Approach (Y/N)	Hour	Total Vehicle (Veh/hr)	RSP	FSP	Res NOx	NO2
Po Kin Road	15/16	LD	0.1415	50	30	Y	0600-0700	350	0.019201145	0.017684505	0.397903854	0.082663439
Po Kin Road	15/16	LD	0.1415	50	28	Y	0700-0800	900	0.019705212	0.018160825	0.413918704	0.085535116
Po Kin Road	15/16	LD	0.1415	50	24	Y	0800-0900	1650	0.020988999	0.019409341	0.449538938	0.09498351
Po Kin Road	15/16	LD	0.1415	50	25	Y	0900-1000	1400	0.020656966	0.019089128	0.441177384	0.093045581
Po Kin Road	15/16	LD	0.1415	50	25	Y	1000-1100	1400	0.020640333	0.019074056	0.440182286	0.092816893
Po Kin Road	15/16	LD	0.1415	50	25	Y	1100-1200	1350	0.020656022	0.01908839	0.441104183	0.093598732
Po Kin Road	15/16	LD	0.1415	50	26	Y	1200-1300	1200	0.020335247	0.018778082	0.432923331	0.091334014
Po Kin Road	15/16	LD	0.1415	50	27	Y	1300-1400	1100	0.020520606	0.01884049	0.45961763	0.104185337
Po Kin Road	15/16	LD	0.1415	50	26	Y	1400-1500	1200	0.020732391	0.019142054	0.467764476	0.105681926
Po Kin Road	15/16	LD	0.1415	50	26	Y	1500-1600	1300	0.02075816	0.019165916	0.467758619	0.105903493
Po Kin Road	15/16	LD	0.1415	50	25	Y	1600-1700	1300	0.021075343	0.019471425	0.478556401	0.108490943
Po Kin Road	15/16	LD	0.1415	50	25	Y	1700-1800	1450	0.021112742	0.019505561	0.477625473	0.108399013
Po Kin Road	15/16	LD	0.1415	50	25	Y	1800-1900	1350	0.021171574	0.019559432	0.483787703	0.110891396
Po Kin Road	15/16	LD	0.1415	50	26	Y	1900-2000	1300	0.020746844	0.019155907	0.468130946	0.106434387
Po Kin Road	15/16	LD	0.1415	50	27	Y	2000-2100	1000	0.02046177	0.018786392	0.456932964	0.102531586
Po Kin Road	15/16	LD	0.1415	50	28	Y	2100-2200	800	0.020201546	0.01861545	0.450851054	0.101807333
Po Kin Road	15/16	LD	0.1415	50	28	Y	2200-2300	800	0.020210819	0.018623755	0.450616919	0.101724415
Po Kin Road	15/16	LD	0.1415	50	29	Y	2300-0000	700	0.019758108	0.018202369	0.441589839	0.098554684
Po Kin Road	17/18	LD	0.1249	50	30	Y	0000-0100	300	0.020066398	0.018477761	0.453198647	0.10462234
Po Kin Road	17/18	LD	0.1249	50	30	Y	0100-0200	200	0.018673208	0.017198091	0.415531472	0.083945183
Po Kin Road	17/18	LD	0.1249	50	30	Y	0200-0300	200	0.018482387	0.017020909	0.396345692	0.075929033
Po Kin Road	17/18	LD	0.1249	50	30	Y	0300-0400	100	0.018547231	0.017080131	0.413605701	0.082882122
Po Kin Road	17/18	LD	0.1249	50	30	Y	0400-0500	100	0.018076141	0.016646417	0.379626177	0.064854595
Po Kin Road	17/18	LD	0.1249	50	30	Y	0500-0600	100	0.019045792	0.017540964	0.408894446	0.085679898
Po Kin Road	17/18	LD	0.1249	50	30	Y	0600-0700	200	0.019261623	0.017736141	0.435319397	0.093446372
Po Kin Road	17/18	LD	0.1249	50	27	Y	0700-0800	500	0.020681461	0.018989249	0.479432788	0.110882511
Po Kin Road	17/18	LD	0.1249	50	24	Y	0800-0900	750	0.021726831	0.020082551	0.511558002	0.119362123
Po Kin Road	17/18	LD	0.1249	50	24	Y	0900-1000	750	0.0218029	0.020152301	0.514797768	0.121067458
Po Kin Road	17/18	LD	0.1249	50	24	Y	1000-1100	750	0.021850071	0.020195279	0.517215199	0.122098064
Po Kin Road	17/18	LD	0.1249	50	24	Y	1100-1200	750	0.021779266	0.020130395	0.512904453	0.11980975
Po Kin Road	17/18	LD	0.1249	50	25	Y	1200-1300	600	0.021532716	0.019890386	0.507717655	0.119095472
Po Kin Road	17/18	LD	0.1249	50	26	Y	1300-1400	600	0.020988704	0.019376222	0.506256796	0.120466137
Po Kin Road	17/18	LD	0.1249	50	25	Y	1400-1500	650	0.021739258	0.020079674	0.527685996	0.128415643
Po Kin Road	17/18	LD	0.1249	50	25	Y	1500-1600	700	0.021610242	0.01996114	0.521854427	0.12494537
Po Kin Road	17/18	LD	0.1249	50	25	Y	1600-1700	700	0.021593384	0.019945651	0.520805978	0.124711912
Po Kin Road	17/18	LD	0.1249	50	24	Y	1700-1800	800	0.022026418	0.020355291	0.532746651	0.127440819
Po Kin Road	17/18	LD	0.1249	50	24	Y	1800-1900	850	0.021972975	0.020306378	0.533926162	0.128397264
Po Kin Road	17/18	LD	0.1249	50	25	Y	1900-2000	700	0.0216103	0.019961695	0.523267727	0.126315979
Po Kin Road	17/18	LD	0.1249	50	26	Y	2000-2100	500	0.021005588	0.019392117	0.505549583	0.119882749
Po Kin Road	17/18	LD	0.1249	50	28	Y	2100-2200	400	0.020563984	0.018947497	0.489129718	0.11592372
Po Kin Road	17/18	LD	0.1249	50	28	Y	2200-2300	400	0.020439615	0.018834323	0.490722155	0.116425563
Po Kin Road	17/18	LD	0.1249	50	28	Y	2300-0000	400	0.020571198	0.018954253	0.479508344	0.111337494
Po Kin Road	19/20	LD	0.2318	50	30	N	0000-0100	250	0.011326029	0.010433467	0.318818247	0.075323823
Po Kin Road	19/20	LD	0.2318	50	30	N	0100-0200	200	0.007981799	0.007358098	0.224321632	0.028682485
Po Kin Road	19/20	LD	0.2318	50	30	N	0200-0300	150	0.008712393	0.008029232	0.228814347	0.035620598
Po Kin Road	19/20	LD	0.2318	50	30	N	0300-0400	100	0.007645527	0.007047366	0.222887618	0.026114978
Po Kin Road	19/20	LD	0.2318	50	30	N	0400-0500	100	0.007141384	0.006584615	0.222270258	0.022021571
Po Kin Road	19/20	LD	0.2318	50	30	N	0500-0600	100	0.010023051	0.00923378	0.304960597	0.061992188
Po Kin Road	19/20	LD	0.2318	50	30	N	0600-0700	200	0.011050641	0.010179181	0.319773281	0.072719464
Po Kin Road	19/20	LD	0.2318	50	28	N	0700-0800	500	0.012354177	0.011388306	0.341753774	0.082914916
Po Kin Road	19/20	LD	0.2318	50	25	N	0800-0900	650	0.013291594	0.012301687	0.38103036	0.09454117
Po Kin Road	19/20	LD	0.2318	50	26	N	0900-1000	600	0.013008232	0.012029504	0.369401965	0.091362085
Po Kin Road	19/20	LD	0.2318	50	26	N	1000-1100	600	0.012980935	0.012004309	0.368376251	0.090948353
Po Kin Road	19/20	LD	0.2318	50	26	N	1100-1200	600	0.012958309	0.011983529	0.366730628	0.090807391
Po Kin Road	19/20	LD	0.2318	50	27	N	1200-1300	500	0.012521749	0.01147883	0.352480979	0.086459654
Po Kin Road	19/20	LD	0.2318	50	27	N	1300-1400	500	0.012633498	0.011581148	0.350262147	0.088009912
Po Kin Road	19/20	LD	0.2318	50	27	N	1400-1500	500	0.012519341	0.011476219	0.349075456	0.08693938
Po Kin Road	19/20	LD	0.2318	50	26	N	1500-1600	600	0.012800339	0.011839155	0.364319247	0.090862381
Po Kin Road	19/20	LD	0.2318	50	26	N	1600-1700	600	0.012807676	0.011845835	0.364167504	0.091240307
Po Kin Road	19/20	LD	0.2318	50	26	N	1700-1800	600	0.012718521	0.011763539	0.362578549	0.09039602
Po Kin Road	19/20	LD	0.2318	50	25	N	1800-1900	650	0.013160047	0.012181203	0.375194265	0.094293827
Po Kin Road	19/20	LD	0.2318	50	26	N	1900-2000	600	0.012749538	0.01179215	0.361483491	0.089811926
Po Kin Road	19/20	LD	0.2318	50	27	N	2000-2100	450	0.012545677	0.011500381	0.352667839	0.087665583
Po Kin Road	19/20	LD	0.2318	50	28	N	2100-2200	350	0.01224977	0.011292383	0.341729884	0.085169694
Po Kin Road	19/20	LD	0.2318	50	28	N	2200-2300	350	0.012265353	0.011306635	0.340368885	0.084719956
Po Kin Road	19/20	LD	0.2318	50	29	N	2300-0000	300	0.011401848	0.010505122	0.328423554	0.078647145
Po Kin Road	21	LD	0.184	50	29	N	0000-0100	150	0.015705218	0.014445922	0.508879964	0.161359396
Po Kin Road	21	LD	0.184	50	30	N	0100-0200	100	0.008578753	0.007907045	0.235852163	0.034172633
Po Kin Road	21	LD	0.184	50	30	N	0200-0300	50	0.008744129	0.008058549	0.251750841	0.035373558
Po Kin Road	21	LD	0.184	50	30	N	0300-0400	50	0.009323734	0.008591805	0.234147723	0.040044196
Po Kin Road	21	LD	0.184	50	30	N	0400-0500	50	0.00888102	0.008182388	0.246923163	0.038724872
Po Kin Road	21	LD	0.184	50	30	N	0500-0600	50	0.015714198	0.014466715	0.501210233	0.160978609
Po Kin Road	21	LD	0.184	50	30	N	0600-0700	100	0.015281124	0.0140708	0.499566883	0.155881752
Po Kin Road	21	LD	0.184	50	26	N	0700-0800	300	0.017493183	0.016155126	0.570421649	0.183134238
Po Kin Road	21	LD	0.184	50	23	N	0800-0900	400	0.018929249	0.017451678	0.640189222	0.206685411
Po Kin Road	21	LD	0.184	50	22	N	0900-1000	450	0.019404907	0.017887891	0.669124857	0.21671275
Po Kin Road	21	LD	0.184	50	22	N	1000-1100	450	0.019469152	0.017947243	0.669106639	0.217176
Po Kin Road	21	LD	0.184	50	22	N	1100-1200	400	0.019376614	0.017862206	0.667319269	0.215505839
Po Kin Road	21	LD	0.184	50	24	N	1200-1300	350	0.018419312	0.016992677	0.616287502	0.197783051
Po Kin Road	21	LD	0.184	50	25	N	1300-1400	350	0.01342996	0.01242589	0.415158899	0.112877232
Po Kin Road	21	LD	0.184	50	24	N	1400-1500	400	0.013787717	0.012760794	0.427389012	0.117198996
Po Kin Road	21	LD	0.184	50	24	N	1500-1600	400	0.013795699	0.012768133	0.425938639	0.116953442
Po Kin Road	21	LD	0.184	50	24	N	1600-1700	400	0.013693168	0.012674356	0.42219479	0.115638222
Po Kin Road	21	LD	0.184	50	23	N	1700-1800	450	0.014472959	0.013339048	0.44615958	0.12370522
Po Kin Road	21	LD	0.184	50	21	N	1800-1900	550	0.015395628	0.014208689	0.481246288	0.135017782
Po Kin Road	21	LD	0.184	50	24	N	1900-2000	400	0.013753051	0.012729621	0.422435001	0.115956309
Po Kin Road	21	LD	0.184	50	26	N	2000-2100	300	0.013149226	0.012161555	0.397658361	0.109233194
Po Kin Road	21	LD	0.184	50	27	N	2100-2200	250	0.012756691	0.011695312	0.385446788	0.103710456
Po Kin Road	21	LD	0.184	50	27	N	2200-2300	250	0.012542149	0.011498538	0.384433915	0.102422997
Po Kin Road	21	LD	0.184	50	28	N	2300-0000	200	0.012498391	0.01151896	0.373641155	0.101353122
Po Kin Road	22	LD	0.18362	50	29	N	0000-0100	150	0.012493595	0.011505426	0.37126512	0.099681464
Po Kin Road	22	LD	0.18362	50	30	N	0100-0200	100	0.007920966	0.00730235	0.2180351	0.028167769
Po Kin Road	22	LD	0.18362	50	30	N	0200-0300	100	0.007940069	0.007319779	0.208544798	0.028028866
Po Kin Road	22	LD	0.18362	50	30	N	0300-0400	50	0.007848996	0.007234742	0.20907321	0.02789167
Po Kin Road	22	LD	0.18362	50	30	N	0400-0500	50	0.006726318	0.006203442	0.202013421	0.017702752
Po Kin Road	22	LD	0.18362	50	30	N	0500-0600	50	0.011046167	0.01017556	0.356366698	0.090119579
Po Kin Road	22	LD	0.18362	50	30	N	0600-0700	100	0.011452768	0.010549636	0.34955251	0.088946673
Po Kin Road	22	LD	0.18362	50	26	N	0700-0800	300	0.013228148	0.012233412	0.401339591	0.108286465
Po Kin Road	22	LD	0.18362	50	21	N	0800-0900	550	0.015651482	0.01444346	0.488130064	0.136317053

Traffic Data and Composite Emission Factors

Operation (2044 Traffic x 2044 Vehicle EFs)									Composite Emission Factor (g/mile-veh)			
Road Name	Road ID	Road Type	Road Length (km)	Speed Limit (km/hr)	Average Speed (km/hr)	Start Emission Estimated by Broad Brush Approach (Y/N)	Hour	Total Vehicle (Veh/hr)	RSP	FSP	Res NOx	NO2
Po Kin Road	22	LD	0.18362	50	23	N	0900-1000	400	0.014777045	0.013618768	0.451467727	0.125159986
Po Kin Road	22	LD	0.18362	50	23	N	1000-1100	500	0.01474798	0.013592021	0.449523012	0.124607499
Po Kin Road	22	LD	0.18362	50	23	N	1100-1200	450	0.014692973	0.013541841	0.450960028	0.124206032
Po Kin Road	22	LD	0.18362	50	24	N	1200-1300	400	0.013988321	0.012944356	0.43151846	0.118046074
Po Kin Road	22	LD	0.18362	50	24	N	1300-1400	350	0.015344339	0.014185675	0.478806072	0.138271457
Po Kin Road	22	LD	0.18362	50	24	N	1400-1500	400	0.015283827	0.014130137	0.477331672	0.137023716
Po Kin Road	22	LD	0.18362	50	23	N	1500-1600	450	0.015893286	0.014648973	0.497464694	0.145178536
Po Kin Road	22	LD	0.18362	50	23	N	1600-1700	450	0.015783062	0.014547456	0.496286493	0.144410477
Po Kin Road	22	LD	0.18362	50	22	N	1700-1800	500	0.016213063	0.014954041	0.517552268	0.150612647
Po Kin Road	22	LD	0.18362	50	22	N	1800-1900	500	0.016200461	0.014942485	0.516552399	0.150325958
Po Kin Road	22	LD	0.18362	50	23	N	1900-2000	450	0.015817357	0.014578886	0.496476026	0.144561819
Po Kin Road	22	LD	0.18362	50	25	N	2000-2100	350	0.014684926	0.013575991	0.462663225	0.132082708
Po Kin Road	22	LD	0.18362	50	26	N	2100-2200	300	0.014387294	0.013299136	0.44770978	0.127177396
Po Kin Road	22	LD	0.18362	50	26	N	2200-2300	250	0.014291763	0.01321162	0.443855031	0.127098216
Po Kin Road	22	LD	0.18362	50	27	N	2300-0000	200	0.014137105	0.012967965	0.429476251	0.122342556
Pak Wo Road	23	DD	0.07982	50	40	N	0000-0100	200	0.010068764	0.009263465	0.278676308	0.069447732
Pak Wo Road	23	DD	0.07982	50	40	N	0100-0200	150	0.00795098	0.007322097	0.21802554	0.040774855
Pak Wo Road	23	DD	0.07982	50	40	N	0200-0300	100	0.008168724	0.007523506	0.221264538	0.042354023
Pak Wo Road	23	DD	0.07982	50	40	N	0300-0400	100	0.008038673	0.007402982	0.226861177	0.043457116
Pak Wo Road	23	DD	0.07982	50	40	N	0400-0500	100	0.007589843	0.006988142	0.222187722	0.043140478
Pak Wo Road	23	DD	0.07982	50	40	N	0500-0600	100	0.009068444	0.008343032	0.265113868	0.062980792
Pak Wo Road	23	DD	0.07982	50	40	N	0600-0700	150	0.00962893	0.008859841	0.27552605	0.066671227
Pak Wo Road	23	DD	0.07982	50	38	N	0700-0800	400	0.010248769	0.009459644	0.291259962	0.07248112
Pak Wo Road	23	DD	0.07982	50	35	N	0800-0900	750	0.010939999	0.010121003	0.313944921	0.079108061
Pak Wo Road	23	DD	0.07982	50	36	N	0900-1000	600	0.010749388	0.00995339	0.306301793	0.077166564
Pak Wo Road	23	DD	0.07982	50	36	N	1000-1100	600	0.01072462	0.00993065	0.305421787	0.076847254
Pak Wo Road	23	DD	0.07982	50	36	N	1100-1200	600	0.010792969	0.009993366	0.307363187	0.077517305
Pak Wo Road	23	DD	0.07982	50	37	N	1200-1300	500	0.010388557	0.009587892	0.297573869	0.073881282
Pak Wo Road	23	DD	0.07982	50	37	N	1300-1400	500	0.010369245	0.009569562	0.29719651	0.075356117
Pak Wo Road	23	DD	0.07982	50	37	N	1400-1500	550	0.010493245	0.009683407	0.298137606	0.076119155
Pak Wo Road	23	DD	0.07982	50	36	N	1500-1600	550	0.010658025	0.009869189	0.306089037	0.078325179
Pak Wo Road	23	DD	0.07982	50	36	N	1600-1700	600	0.010716509	0.009923086	0.305743736	0.07852168
Pak Wo Road	23	DD	0.07982	50	36	N	1700-1800	650	0.010623344	0.009837566	0.305275144	0.0781379
Pak Wo Road	23	DD	0.07982	50	36	N	1800-1900	600	0.010641707	0.009854351	0.305446249	0.078020482
Pak Wo Road	23	DD	0.07982	50	36	N	1900-2000	600	0.010673346	0.009883416	0.306277379	0.078526605
Pak Wo Road	23	DD	0.07982	50	38	N	2000-2100	450	0.010109191	0.009331797	0.290190682	0.07338525
Pak Wo Road	23	DD	0.07982	50	39	N	2100-2200	350	0.010103156	0.009319341	0.286247886	0.072740385
Pak Wo Road	23	DD	0.07982	50	39	N	2200-2300	350	0.010151581	0.009363984	0.285963096	0.072808686
Pak Wo Road	23	DD	0.07982	50	39	N	2300-0000	300	0.009904482	0.009136986	0.282570261	0.07100643
Pak Wo Road	24	DD	0.06463	50	40	N	0000-0100	150	0.011201581	0.010301459	0.322413032	0.09089134
Pak Wo Road	24	DD	0.06463	50	40	N	0100-0200	100	0.008385471	0.007721906	0.224526936	0.043442342
Pak Wo Road	24	DD	0.06463	50	40	N	0200-0300	100	0.007392795	0.006807493	0.2202694	0.04142334
Pak Wo Road	24	DD	0.06463	50	40	N	0300-0400	50	0.007577001	0.006976828	0.231421141	0.044698162
Pak Wo Road	24	DD	0.06463	50	40	N	0400-0500	50	0.008103305	0.007459696	0.237171938	0.051732299
Pak Wo Road	24	DD	0.06463	50	40	N	0500-0600	50	0.010239741	0.009416932	0.307549082	0.083521815
Pak Wo Road	24	DD	0.06463	50	40	N	0600-0700	100	0.010322155	0.009491911	0.311660039	0.08491327
Pak Wo Road	24	DD	0.06463	50	39	N	0700-0800	250	0.011078257	0.010212575	0.323896252	0.090408858
Pak Wo Road	24	DD	0.06463	50	37	N	0800-0900	450	0.011593054	0.010687621	0.340741464	0.095760699
Pak Wo Road	24	DD	0.06463	50	37	N	0900-1000	500	0.011660969	0.010750128	0.34092266	0.096142066
Pak Wo Road	24	DD	0.06463	50	37	N	1000-1100	450	0.011646517	0.010736932	0.34034695	0.095950087
Pak Wo Road	24	DD	0.06463	50	37	N	1100-1200	450	0.011678333	0.010766189	0.341010402	0.096407221
Pak Wo Road	24	DD	0.06463	50	38	N	1200-1300	350	0.011544854	0.010650349	0.335216313	0.094584301
Pak Wo Road	24	DD	0.06463	50	39	N	1300-1400	350	0.009721114	0.008967152	0.281379749	0.072253092
Pak Wo Road	24	DD	0.06463	50	38	N	1400-1500	400	0.010008124	0.009240161	0.288924386	0.074234565
Pak Wo Road	24	DD	0.06463	50	38	N	1500-1600	400	0.010056421	0.009284402	0.288776004	0.074687579
Pak Wo Road	24	DD	0.06463	50	38	N	1600-1700	400	0.010068281	0.009294863	0.291183872	0.074764152
Pak Wo Road	24	DD	0.06463	50	38	N	1700-1800	450	0.010031347	0.009261163	0.289373892	0.074683556
Pak Wo Road	24	DD	0.06463	50	37	N	1800-1900	500	0.010198542	0.009412586	0.295779499	0.076308897
Pak Wo Road	24	DD	0.06463	50	38	N	1900-2000	400	0.010113423	0.009336303	0.291502297	0.074974943
Pak Wo Road	24	DD	0.06463	50	39	N	2000-2100	300	0.009667024	0.008917118	0.282613391	0.072040836
Pak Wo Road	24	DD	0.06463	50	39	N	2100-2200	250	0.009874227	0.009107278	0.284725752	0.072892211
Pak Wo Road	24	DD	0.06463	50	39	N	2200-2300	250	0.009959136	0.009185315	0.286117481	0.073804484
Pak Wo Road	24	DD	0.06463	50	40	N	2300-0000	250	0.009517693	0.008754831	0.277802692	0.070500871
Pak Wo Road	25/26	DD	0.11311	50	39	N	0000-0100	300	0.012798831	0.011790947	0.39744213	0.124374707
Pak Wo Road	25/26	DD	0.11311	50	40	N	0100-0200	200	0.008266621	0.007612093	0.234256756	0.046680841
Pak Wo Road	25/26	DD	0.11311	50	40	N	0200-0300	100	0.008034561	0.007397301	0.233208341	0.047652676
Pak Wo Road	25/26	DD	0.11311	50	40	N	0300-0400	100	0.008153613	0.007507067	0.249155033	0.051005688
Pak Wo Road	25/26	DD	0.11311	50	40	N	0400-0500	100	0.008719418	0.008026595	0.255581844	0.059230144
Pak Wo Road	25/26	DD	0.11311	50	40	N	0500-0600	100	0.012019193	0.011050271	0.383723566	0.118809628
Pak Wo Road	25/26	DD	0.11311	50	40	N	0600-0700	200	0.012337996	0.011343405	0.390658069	0.119696835
Pak Wo Road	25/26	DD	0.11311	50	36	N	0700-0800	600	0.013360082	0.012354057	0.426039561	0.132333324
Pak Wo Road	25/26	DD	0.11311	50	31	N	0800-0900	950	0.014815376	0.013615112	0.485812369	0.152246989
Pak Wo Road	25/26	DD	0.11311	50	32	N	0900-1000	900	0.01453302	0.013374172	0.472846993	0.148325375
Pak Wo Road	25/26	DD	0.11311	50	32	N	1000-1100	900	0.01453343	0.013374606	0.473609702	0.148573262
Pak Wo Road	25/26	DD	0.11311	50	32	N	1100-1200	850	0.014576856	0.013414647	0.475055298	0.148924296
Pak Wo Road	25/26	DD	0.11311	50	34	N	1200-1300	750	0.014037492	0.012963187	0.449689778	0.140725599
Pak Wo Road	25/26	DD	0.11311	50	35	N	1300-1400	700	0.012045908	0.011143798	0.381157741	0.11062757
Pak Wo Road	25/26	DD	0.11311	50	34	N	1400-1500	800	0.012369844	0.011433737	0.391244884	0.114068251
Pak Wo Road	25/26	DD	0.11311	50	33	N	1500-1600	850	0.012721408	0.011771626	0.40188248	0.117898242
Pak Wo Road	25/26	DD	0.11311	50	33	N	1600-1700	850	0.012685422	0.011738575	0.401891316	0.117674471
Pak Wo Road	25/26	DD	0.11311	50	32	N	1700-1800	950	0.0129899	0.011950646	0.412927769	0.121046283
Pak Wo Road	25/26	DD	0.11311	50	31	N	1800-1900	1000	0.013244875	0.012172317	0.424193606	0.124539377
Pak Wo Road	25/26	DD	0.11311	50	33	N	1900-2000	850	0.012691478	0.011744057	0.402269041	0.117528001
Pak Wo Road	25/26	DD	0.11311	50	35	N	2000-2100	650	0.012030349	0.011129755	0.380046337	0.110236366
Pak Wo Road	25/26	DD	0.11311	50	36	N	2100-2200	500	0.011877981	0.01099149	0.372368116	0.108304104
Pak Wo Road	25/26	DD	0.11311	50	37	N	2200-2300	500	0.0116547	0.010739861	0.363122587	0.10504663
Pak Wo Road	25/26	DD	0.11311	50	38	N	2300-0000	400	0.011474422	0.010584752	0.355417354	0.10312245
Ching Hiu Road	27/28	LD	0.08318	50	30	Y	0000-0100	300	0.020800893	0.019151183	0.532814149	0.139373617
Ching Hiu Road	27/28	LD	0.08318	50	30	Y	0100-0200	200	0.019384047	0.017849976	0.480024494	0.112038329
Ching Hiu Road	27/28	LD	0.08318	50	30	Y	0200-0300	200	0.019156077	0.017639885	0.468534378	0.106704359
Ching Hiu Road	27/28	LD	0.08318	50	30	Y	0300-0400	100	0.018633628	0.017159266	0.45101662	0.097868738
Ching Hiu Road	27/28	LD	0.08318	50	30	Y	0400-0500	100	0.018813605	0.017325871	0.459226695	0.103881813
Ching Hiu Road	27/28	LD	0.08318	50	30	Y	0500-0600	100	0.019731915	0.018172243	0.502198629	0.12873723
Ching Hiu Road	27/28	LD	0.08318	50	30	Y	0600-0700	200	0.019915521	0.018338077	0.507266817	0.125216521
Ching Hiu Road	27/28	LD	0.08318	50	29	Y	0700-0800	600	0.020638189	0.019013007	0.539279277	0.140741772
Ching Hiu Road	27/28	LD	0.08318	50	27	Y	0800-0900	950	0.021366237	0.019623327	0.556300271	0.143390275
Ching Hiu Road	27/28	LD	0.08318	50	28	Y	0900-1000	850	0.02108391	0.019424828	0.548987703	0.142662893
Ching Hiu Road	27/28	LD	0.08318	50	28	Y	1000-1100	850	0.021088235	0.019428357	0.548497767	0.142062474
Ching Hiu Road	27/28	LD	0.08318	50	28	Y	1100-1200	850	0.021085492	0.019425712	0.548049619	0.141447158

Traffic Data and Composite Emission Factors

Operation (2044 Traffic x 2044 Vehicle EFs)									Composite Emission Factor (g/mile-veh)			
Road Name	Road ID	Road Type	Road Length (km)	Speed Limit (km/hr)	Average Speed (km/hr)	Start Emission Estimated by Broad Brush Approach (Y/N)	Hour	Total Vehicle (Veh/hr)	RSP	FSP	Res NOx	NO2
Ching Hiu Road	27/28	LD	0.08318	50	28	Y	1200-1300	700	0.021042834	0.019386664	0.548943483	0.142032081
Ching Hiu Road	27/28	LD	0.08318	50	29	Y	1300-1400	700	0.021431694	0.019735875	0.581306949	0.160656581
Ching Hiu Road	27/28	LD	0.08318	50	28	Y	1400-1500	750	0.021818562	0.020096534	0.591946399	0.163360963
Ching Hiu Road	27/28	LD	0.08318	50	28	Y	1500-1600	800	0.021916037	0.020186232	0.594066504	0.165403234
Ching Hiu Road	27/28	LD	0.08318	50	28	Y	1600-1700	800	0.021933834	0.020202513	0.598762946	0.166808118
Ching Hiu Road	27/28	LD	0.08318	50	27	Y	1700-1800	900	0.022129567	0.020327802	0.608632296	0.168128478
Ching Hiu Road	27/28	LD	0.08318	50	27	Y	1800-1900	900	0.022057378	0.020260859	0.600584138	0.164851957
Ching Hiu Road	27/28	LD	0.08318	50	28	Y	1900-2000	800	0.021820922	0.020098598	0.593584342	0.163543813
Ching Hiu Road	27/28	LD	0.08318	50	29	Y	2000-2100	600	0.021437113	0.01974144	0.581145731	0.161375012
Ching Hiu Road	27/28	LD	0.08318	50	29	Y	2100-2200	500	0.021638931	0.019925847	0.587718494	0.164212525
Ching Hiu Road	27/28	LD	0.08318	50	29	Y	2200-2300	500	0.021475102	0.019776379	0.584482245	0.163176372
Ching Hiu Road	27/28	LD	0.08318	50	30	Y	2300-0000	400	0.021182402	0.019502407	0.56558072	0.155236775
Ching Hiu Road	29/30	LD	0.28297	50	30	Y	0000-0100	300	0.020407917	0.018792121	0.509475076	0.12895812
Ching Hiu Road	29/30	LD	0.28297	50	30	Y	0100-0200	200	0.019355456	0.017824133	0.481563678	0.111704104
Ching Hiu Road	29/30	LD	0.28297	50	30	Y	0200-0300	200	0.01910911	0.017596244	0.461673784	0.103291781
Ching Hiu Road	29/30	LD	0.28297	50	30	Y	0300-0400	100	0.018317143	0.016871146	0.447619929	0.094770256
Ching Hiu Road	29/30	LD	0.28297	50	30	Y	0400-0500	100	0.018658157	0.017183471	0.458114949	0.102133752
Ching Hiu Road	29/30	LD	0.28297	50	30	Y	0500-0600	100	0.019482491	0.017940531	0.473172537	0.111143341
Ching Hiu Road	29/30	LD	0.28297	50	30	Y	0600-0700	200	0.019814513	0.01824508	0.482993099	0.115548539
Ching Hiu Road	29/30	LD	0.28297	50	29	Y	0700-0800	600	0.020546578	0.018930206	0.510619105	0.127385923
Ching Hiu Road	29/30	LD	0.28297	50	27	Y	0800-0900	1000	0.021132831	0.019406846	0.52433282	0.128553551
Ching Hiu Road	29/30	LD	0.28297	50	28	Y	0900-1000	900	0.020907975	0.019264414	0.51780314	0.12833611
Ching Hiu Road	29/30	LD	0.28297	50	28	Y	1000-1100	900	0.020870469	0.019230032	0.51852249	0.128254207
Ching Hiu Road	29/30	LD	0.28297	50	28	Y	1100-1200	850	0.020868286	0.019227946	0.518650932	0.128264654
Ching Hiu Road	29/30	LD	0.28297	50	28	Y	1200-1300	750	0.020802796	0.01916789	0.515784722	0.127135191
Ching Hiu Road	29/30	LD	0.28297	50	29	Y	1300-1400	700	0.020523895	0.018909567	0.514822158	0.128083548
Ching Hiu Road	29/30	LD	0.28297	50	28	Y	1400-1500	800	0.021022942	0.019369737	0.531225027	0.13354462
Ching Hiu Road	29/30	LD	0.28297	50	28	Y	1500-1600	850	0.02095538	0.019308063	0.529622919	0.13307702
Ching Hiu Road	29/30	LD	0.28297	50	28	Y	1600-1700	850	0.020974374	0.019325041	0.528534701	0.132131879
Ching Hiu Road	29/30	LD	0.28297	50	27	Y	1700-1800	950	0.021221528	0.019489614	0.537935619	0.134377455
Ching Hiu Road	29/30	LD	0.28297	50	27	Y	1800-1900	950	0.021247252	0.019513042	0.537231769	0.134108396
Ching Hiu Road	29/30	LD	0.28297	50	28	Y	1900-2000	850	0.020914254	0.019270154	0.527598522	0.131710495
Ching Hiu Road	29/30	LD	0.28297	50	29	Y	2000-2100	650	0.02038183	0.018778996	0.510704722	0.126403487
Ching Hiu Road	29/30	LD	0.28297	50	29	Y	2100-2200	500	0.020555219	0.018938038	0.52093512	0.130856696
Ching Hiu Road	29/30	LD	0.28297	50	29	Y	2200-2300	500	0.02055772	0.018940161	0.521100129	0.130293599
Ching Hiu Road	29/30	LD	0.28297	50	30	Y	2300-0000	400	0.020210207	0.018610149	0.497659906	0.12358516
Ching Hiu Road	31/32	LD	0.1094	50	30	Y	0000-0100	200	0.020712425	0.019068779	0.543181532	0.140933308
Ching Hiu Road	31/32	LD	0.1094	50	30	Y	0100-0200	100	0.019400893	0.017864505	0.509271515	0.124083138
Ching Hiu Road	31/32	LD	0.1094	50	30	Y	0200-0300	100	0.019667539	0.018110816	0.543514649	0.142514184
Ching Hiu Road	31/32	LD	0.1094	50	30	Y	0300-0400	100	0.019624935	0.01806922	0.520683687	0.130235373
Ching Hiu Road	31/32	LD	0.1094	50	30	Y	0400-0500	100	0.020106795	0.018509406	0.563379583	0.145382603
Ching Hiu Road	31/32	LD	0.1094	50	30	Y	0500-0600	100	0.021549257	0.019835008	0.572313419	0.157104972
Ching Hiu Road	31/32	LD	0.1094	50	30	Y	0600-0700	100	0.020964233	0.019298833	0.548130471	0.143328356
Ching Hiu Road	31/32	LD	0.1094	50	30	Y	0700-0800	400	0.021680023	0.019959589	0.578818849	0.161078162
Ching Hiu Road	31/32	LD	0.1094	50	30	Y	0800-0900	550	0.021526011	0.019817331	0.576366205	0.15893585
Ching Hiu Road	31/32	LD	0.1094	50	29	Y	0900-1000	550	0.021813182	0.020092381	0.584900618	0.161065226
Ching Hiu Road	31/32	LD	0.1094	50	29	Y	1000-1100	550	0.021713249	0.02000055	0.585718446	0.159864686
Ching Hiu Road	31/32	LD	0.1094	50	29	Y	1100-1200	550	0.021788057	0.020069404	0.587615284	0.16160318
Ching Hiu Road	31/32	LD	0.1094	50	30	Y	1200-1300	500	0.021514608	0.019807384	0.572307402	0.158556332
Ching Hiu Road	31/32	LD	0.1094	50	30	Y	1300-1400	450	0.019885924	0.018313312	0.435346709	0.097305491
Ching Hiu Road	31/32	LD	0.1094	50	30	Y	1400-1500	500	0.020200915	0.018602124	0.448584516	0.104841872
Ching Hiu Road	31/32	LD	0.1094	50	30	Y	1500-1600	500	0.020093489	0.018503582	0.447019547	0.103460797
Ching Hiu Road	31/32	LD	0.1094	50	29	Y	1600-1700	550	0.020305907	0.018706506	0.449865031	0.103737745
Ching Hiu Road	31/32	LD	0.1094	50	29	Y	1700-1800	600	0.020278631	0.018681796	0.451878834	0.104055595
Ching Hiu Road	31/32	LD	0.1094	50	29	Y	1800-1900	700	0.020304331	0.018704769	0.451315901	0.103445482
Ching Hiu Road	31/32	LD	0.1094	50	29	Y	1900-2000	500	0.02046165	0.018849033	0.457292209	0.106774571
Ching Hiu Road	31/32	LD	0.1094	50	30	Y	2000-2100	400	0.020136846	0.018543662	0.451529852	0.104952883
Ching Hiu Road	31/32	LD	0.1094	50	30	Y	2100-2200	300	0.020133675	0.018540782	0.441750454	0.101416139
Ching Hiu Road	31/32	LD	0.1094	50	30	Y	2200-2300	300	0.020068389	0.01848128	0.444764733	0.102599319
Ching Hiu Road	31/32	LD	0.1094	50	30	Y	2300-0000	300	0.020048347	0.01846214	0.449880693	0.104157737
Ching Shing Road	33/34	LD	0.19971	50	29	Y	0000-0100	350	0.02048603	0.0188779	0.541737548	0.139547539
Ching Shing Road	33/34	LD	0.19971	50	30	Y	0100-0200	300	0.019967096	0.018384941	0.516954071	0.128997201
Ching Shing Road	33/34	LD	0.19971	50	30	Y	0200-0300	200	0.019400013	0.017864679	0.493467308	0.116922484
Ching Shing Road	33/34	LD	0.19971	50	30	Y	0300-0400	200	0.019307732	0.017776558	0.494118929	0.114250556
Ching Shing Road	33/34	LD	0.19971	50	30	Y	0400-0500	150	0.018696927	0.017219572	0.486306214	0.111371721
Ching Shing Road	33/34	LD	0.19971	50	30	Y	0500-0600	150	0.019135996	0.017622862	0.504308431	0.121207782
Ching Shing Road	33/34	LD	0.19971	50	30	Y	0600-0700	250	0.01965753	0.018101573	0.516507869	0.127452392
Ching Shing Road	33/34	LD	0.19971	50	27	Y	0700-0800	750	0.020875463	0.019172778	0.557531288	0.140237222
Ching Shing Road	33/34	LD	0.19971	50	22	Y	0800-0900	1150	0.022948245	0.021155591	0.63052589	0.16006179
Ching Shing Road	33/34	LD	0.19971	50	23	Y	0900-1000	1100	0.02256739	0.020782316	0.61496096	0.156617672
Ching Shing Road	33/34	LD	0.19971	50	23	Y	1000-1100	1100	0.022571725	0.020786009	0.612966958	0.155860865
Ching Shing Road	33/34	LD	0.19971	50	23	Y	1100-1200	1100	0.022518677	0.020737544	0.614528907	0.155277282
Ching Shing Road	33/34	LD	0.19971	50	25	Y	1200-1300	900	0.021669221	0.020013102	0.586074266	0.14885765
Ching Shing Road	33/34	LD	0.19971	50	26	Y	1300-1400	850	0.020414851	0.018849136	0.491388992	0.112238371
Ching Shing Road	33/34	LD	0.19971	50	25	Y	1400-1500	950	0.020880184	0.019292074	0.50537859	0.116366609
Ching Shing Road	33/34	LD	0.19971	50	24	Y	1500-1600	1000	0.021267823	0.019662431	0.517772484	0.119088039
Ching Shing Road	33/34	LD	0.19971	50	24	Y	1600-1700	1050	0.021323383	0.019713884	0.521930906	0.12146968
Ching Shing Road	33/34	LD	0.19971	50	23	Y	1700-1800	1100	0.021809111	0.020082921	0.531745451	0.124136703
Ching Shing Road	33/34	LD	0.19971	50	23	Y	1800-1900	1200	0.021725898	0.020006376	0.529096185	0.12222982
Ching Shing Road	33/34	LD	0.19971	50	24	Y	1900-2000	1000	0.021198981	0.019599817	0.516528594	0.118952168
Ching Shing Road	33/34	LD	0.19971	50	26	Y	2000-2100	800	0.020375784	0.018813556	0.491115695	0.111425865
Ching Shing Road	33/34	LD	0.19971	50	27	Y	2100-2200	650	0.020232171	0.01857779	0.486075394	0.111704911
Ching Shing Road	33/34	LD	0.19971	50	27	Y	2200-2300	650	0.020256476	0.018600356	0.489094929	0.112992399
Ching Shing Road	33/34	LD	0.19971	50	28	Y	2300-0000	550	0.019820039	0.018267247	0.471518076	0.1063414
Ping Kong Road	35a/36a	LD	0.08788	50	30	Y	0000-0100	300	0.018975081	0.017477901	0.361856839	0.068400688
Ping Kong Road	35a/36a	LD	0.08788	50	30	Y	0100-0200	200	0.017250007	0.01589255	0.268247531	0.021583349
Ping Kong Road	35a/36a	LD	0.08788	50	30	Y	0200-0300	150	0.01696296	0.01562773	0.251522803	0.013894489
Ping Kong Road	35a/36a	LD	0.08788	50	30	Y	0300-0400	100	0.016952824	0.015618767	0.249222057	0.013592829
Ping Kong Road	35a/36a	LD	0.08788	50	30	Y	0400-0500	100	0.016827143	0.015501485	0.247212551	0.010345859
Ping Kong Road	35a/36a	LD	0.08788	50	30	Y	0500-0600	100	0.018775661	0.017291408	0.337424243	0.055096133
Ping Kong Road	35a/36a	LD	0.08788	50	30	Y	0600-0700	200	0.018831814	0.017346078	0.353897545	0.063727649
Ping Kong Road	35a/36a	LD	0.08788	50	27	Y	0700-0800	550	0.01974026	0.018118691	0.374348097	0.069953339
Ping Kong Road	35a/36a	LD	0.08788	50	22	Y	0800-0900	1150	0.021444421	0.019776626	0.418532292	0.081859137
Ping Kong Road	35a/36a	LD	0.08788	50	24	Y	0900-1000	850	0.020726964	0.019169749	0.399832673	0.076754863
Ping Kong Road	35a/36a	LD	0.08788	50	24	Y	1000-1100	900	0.020789769	0.01922698	0.403099573	0.077994426
Ping Kong Road	35a/36a	LD	0.08788	50	25	Y	1100-1200	800	0.02038734	0.018842296	0.392151853	0.074786563
Ping Kong Road	35a/36a	LD	0.08788	50	26	Y	1200-1300	700	0.019999433	0.018471486	0.383998452	0.072633547
Ping Kong Road	35a/36a	LD	0.08788	50	26	Y	1300-1400	650	0.021315165	0.019681468	0.453581307	0.107401575
Ping Kong Road	35a/36a	LD	0.08788	50	25	Y	1400-1500	700	0.021737861	0.020078308	0.463682234	0.110708745

Traffic Data and Composite Emission Factors

Operation (2044 Traffic x 2044 Vehicle EFs)									Composite Emission Factor (g/mile-veh)			
Road Name	Road ID	Road Type	Road Length (km)	Speed Limit (km/hr)	Average Speed (km/hr)	Start Emission Estimated by Broad Brush Approach (Y/N)	Hour	Total Vehicle (Veh/hr)	RSP	FSP	Res NOx	NO2
Ping Kong Road	35a/36a	LD	0.08788	50	25	Y	1500-1600	800	0.021645076	0.019993485	0.461482207	0.109544821
Ping Kong Road	35a/36a	LD	0.08788	50	24	Y	1600-1700	800	0.0221014	0.020421121	0.474357952	0.113444533
Ping Kong Road	35a/36a	LD	0.08788	50	23	Y	1700-1800	900	0.022659997	0.020874921	0.492201346	0.120137213
Ping Kong Road	35a/36a	LD	0.08788	50	25	Y	1800-1900	650	0.021662805	0.020009621	0.460459788	0.108890974
Ping Kong Road	35a/36a	LD	0.08788	50	24	Y	1900-2000	800	0.022053795	0.020378023	0.473705035	0.113559255
Ping Kong Road	35a/36a	LD	0.08788	50	26	Y	2000-2100	600	0.021468008	0.019821682	0.45478641	0.108741482
Ping Kong Road	35a/36a	LD	0.08788	50	27	Y	2100-2200	500	0.021119846	0.019390211	0.444510217	0.105308384
Ping Kong Road	35a/36a	LD	0.08788	50	27	Y	2200-2300	450	0.021097486	0.019369684	0.443157243	0.104839279
Ping Kong Road	35a/36a	LD	0.08788	50	28	Y	2300-0000	400	0.020184901	0.018598582	0.430149161	0.098405692
Ping Kong Road	35b/36b	LD	0.13047	50	30	Y	0000-0100	150	0.018956609	0.017461693	0.391068727	0.082842074
Ping Kong Road	35b/36b	LD	0.13047	50	30	Y	0100-0200	100	0.016669425	0.015359388	0.238482036	0.01002724
Ping Kong Road	35b/36b	LD	0.13047	50	30	Y	0200-0300	100	0.016790605	0.015467146	0.251887911	0.010478632
Ping Kong Road	35b/36b	LD	0.13047	50	30	Y	0300-0400	100	0.016592433	0.015286421	0.251129959	0.010393451
Ping Kong Road	35b/36b	LD	0.13047	50	30	Y	0400-0500	100	0.016934729	0.015599679	0.247340212	0.010383091
Ping Kong Road	35b/36b	LD	0.13047	50	30	Y	0500-0600	100	0.020245065	0.018640869	0.402378263	0.087372245
Ping Kong Road	35b/36b	LD	0.13047	50	30	Y	0600-0700	100	0.019643017	0.018089999	0.395639137	0.085308017
Ping Kong Road	35b/36b	LD	0.13047	50	29	Y	0700-0800	250	0.020538587	0.018909256	0.426452253	0.099383865
Ping Kong Road	35b/36b	LD	0.13047	50	25	Y	0800-0900	600	0.021756893	0.020095164	0.46360835	0.110131593
Ping Kong Road	35b/36b	LD	0.13047	50	27	Y	0900-1000	450	0.021090279	0.019362494	0.443314801	0.104264902
Ping Kong Road	35b/36b	LD	0.13047	50	27	Y	1000-1100	450	0.021145369	0.01941279	0.446503892	0.104799607
Ping Kong Road	35b/36b	LD	0.13047	50	27	Y	1100-1200	400	0.021213333	0.019475784	0.449339662	0.106909113
Ping Kong Road	35b/36b	LD	0.13047	50	28	Y	1200-1300	350	0.020786492	0.019149853	0.438592161	0.103156942
Ping Kong Road	35b/36b	LD	0.13047	50	28	Y	1300-1400	300	0.02297252	0.021152051	0.55027062	0.15910996
Ping Kong Road	35b/36b	LD	0.13047	50	28	Y	1400-1500	350	0.023023382	0.021198165	0.553205948	0.160195562
Ping Kong Road	35b/36b	LD	0.13047	50	27	Y	1500-1600	350	0.023388417	0.021480358	0.567906294	0.165295642
Ping Kong Road	35b/36b	LD	0.13047	50	27	Y	1600-1700	400	0.023245109	0.021348514	0.561494652	0.162160616
Ping Kong Road	35b/36b	LD	0.13047	50	27	Y	1700-1800	450	0.023580048	0.02165694	0.573103636	0.168176617
Ping Kong Road	35b/36b	LD	0.13047	50	28	Y	1800-1900	300	0.023009593	0.021185902	0.552073706	0.159938593
Ping Kong Road	35b/36b	LD	0.13047	50	27	Y	1900-2000	350	0.02334345	0.021439212	0.565776799	0.164888759
Ping Kong Road	35b/36b	LD	0.13047	50	28	Y	2000-2100	300	0.023068045	0.021239747	0.553998578	0.160909491
Ping Kong Road	35b/36b	LD	0.13047	50	29	Y	2100-2200	200	0.022846326	0.021017979	0.546050974	0.159825065
Ping Kong Road	35b/36b	LD	0.13047	50	29	Y	2200-2300	200	0.022892055	0.021059424	0.547976004	0.160041615
Ping Kong Road	35b/36b	LD	0.13047	50	30	Y	2300-0000	250	0.021973992	0.020236419	0.548966376	0.161619757
Ping Kong Road	35d/36d	LD	0.05136	50	30	Y	0000-0100	100	0.017037399	0.015698591	0.222956686	0.009662699
Ping Kong Road	35d/36d	LD	0.05136	50	30	Y	0100-0200	100	0.017317433	0.01595237	0.231521092	0.010014329
Ping Kong Road	35d/36d	LD	0.05136	50	30	Y	0200-0300	100	0.017190416	0.015838105	0.223690532	0.009733057
Ping Kong Road	35d/36d	LD	0.05136	50	30	Y	0300-0400	100	0.017802815	0.016397571	0.221338624	0.009851668
Ping Kong Road	35d/36d	LD	0.05136	50	30	Y	0400-0500	100	0.016850802	0.01552755	0.226282586	0.00970729
Ping Kong Road	35d/36d	LD	0.05136	50	30	Y	0500-0600	100	0.01810477	0.016678547	0.233927011	0.015615124
Ping Kong Road	35d/36d	LD	0.05136	50	30	Y	0600-0700	100	0.0179982	0.01658002	0.22247807	0.012803001
Ping Kong Road	35d/36d	LD	0.05136	50	30	Y	0700-0800	250	0.01891248	0.017421135	0.258591804	0.030138335
Ping Kong Road	35d/36d	LD	0.05136	50	28	Y	0800-0900	550	0.019307211	0.017801446	0.256964009	0.028041305
Ping Kong Road	35d/36d	LD	0.05136	50	29	Y	0900-1000	400	0.019034029	0.017541196	0.265043184	0.029641379
Ping Kong Road	35d/36d	LD	0.05136	50	29	Y	1000-1100	400	0.019000676	0.01751083	0.263914682	0.029437656
Ping Kong Road	35d/36d	LD	0.05136	50	29	Y	1100-1200	400	0.019022035	0.017531142	0.262877088	0.030123155
Ping Kong Road	35d/36d	LD	0.05136	50	30	Y	1200-1300	350	0.018982766	0.017484994	0.261273171	0.031543374
Ping Kong Road	35d/36d	LD	0.05136	50	30	Y	1300-1400	300	0.019745336	0.018188197	0.253878374	0.035311887
Ping Kong Road	35d/36d	LD	0.05136	50	29	Y	1400-1500	350	0.019971189	0.01840449	0.24759488	0.033761278
Ping Kong Road	35d/36d	LD	0.05136	50	29	Y	1500-1600	350	0.020316182	0.018721353	0.264852037	0.041492653
Ping Kong Road	35d/36d	LD	0.05136	50	29	Y	1600-1700	350	0.020383778	0.01878253	0.264092671	0.040639808
Ping Kong Road	35d/36d	LD	0.05136	50	29	Y	1700-1800	450	0.020214347	0.018627144	0.25953067	0.038331093
Ping Kong Road	35d/36d	LD	0.05136	50	30	Y	1800-1900	350	0.019637569	0.018088469	0.261290135	0.035884901
Ping Kong Road	35d/36d	LD	0.05136	50	29	Y	1900-2000	350	0.020518484	0.018905724	0.265231201	0.041218882
Ping Kong Road	35d/36d	LD	0.05136	50	30	Y	2000-2100	300	0.019848359	0.018283072	0.256967866	0.036915408
Ping Kong Road	35d/36d	LD	0.05136	50	30	Y	2100-2200	250	0.0204597	0.018843804	0.26352541	0.042014262
Ping Kong Road	35d/36d	LD	0.05136	50	30	Y	2200-2300	250	0.02035495	0.018748524	0.263332392	0.04227519
Ping Kong Road	35d/36d	LD	0.05136	50	30	Y	2300-0000	200	0.018214796	0.016782755	0.237287556	0.024818114
Ping Kong Road	35e/36e	LD	0.37785	50	30	Y	0000-0100	100	0.016367573	0.015082649	0.244225397	0.010110251
Ping Kong Road	35e/36e	LD	0.37785	50	30	Y	0100-0200	100	0.017320936	0.015953293	0.242223967	0.01034561
Ping Kong Road	35e/36e	LD	0.37785	50	30	Y	0200-0300	100	0.018079666	0.016638383	0.277161694	0.011660435
Ping Kong Road	35e/36e	LD	0.37785	50	30	Y	0300-0400	100	0.019022132	0.017489361	0.320587822	0.013294647
Ping Kong Road	35e/36e	LD	0.37785	50	30	Y	0400-0500	100	0.013783039	0.012706535	0.323947815	0.011764693
Ping Kong Road	35e/36e	LD	0.37785	50	30	Y	0500-0600	100	0.018851867	0.017357666	0.332906224	0.030947904
Ping Kong Road	35e/36e	LD	0.37785	50	30	Y	0600-0700	100	0.021272727	0.019575337	0.280641464	0.027996818
Ping Kong Road	35e/36e	LD	0.37785	50	30	Y	0700-0800	100	0.020723741	0.01908219	0.298976887	0.040796233
Ping Kong Road	35e/36e	LD	0.37785	50	30	Y	0800-0900	150	0.020147345	0.018555356	0.310016648	0.047755983
Ping Kong Road	35e/36e	LD	0.37785	50	30	Y	0900-1000	100	0.022007193	0.020264719	0.33350218	0.062865986
Ping Kong Road	35e/36e	LD	0.37785	50	30	Y	1000-1100	100	0.022007193	0.020264719	0.33350218	0.062865986
Ping Kong Road	35e/36e	LD	0.37785	50	30	Y	1100-1200	100	0.022230985	0.020468984	0.34005392	0.064341064
Ping Kong Road	35e/36e	LD	0.37785	50	30	Y	1200-1300	100	0.022763963	0.020958102	0.347902093	0.070144018
Ping Kong Road	35e/36e	LD	0.37785	50	30	Y	1300-1400	100	0.024767086	0.022790368	0.320546494	0.058057847
Ping Kong Road	35e/36e	LD	0.37785	50	30	Y	1400-1500	100	0.024726248	0.022754936	0.317653658	0.058318276
Ping Kong Road	35e/36e	LD	0.37785	50	30	Y	1500-1600	100	0.024555795	0.022600326	0.309802442	0.057339828
Ping Kong Road	35e/36e	LD	0.37785	50	30	Y	1600-1700	100	0.024254809	0.022323938	0.313314568	0.056716577
Ping Kong Road	35e/36e	LD	0.37785	50	30	Y	1700-1800	100	0.024264448	0.022335548	0.302213067	0.056216759
Ping Kong Road	35e/36e	LD	0.37785	50	30	Y	1800-1900	100	0.022361007	0.020589855	0.298739809	0.051301863
Ping Kong Road	35e/36e	LD	0.37785	50	30	Y	1900-2000	100	0.024555795	0.022600326	0.309802442	0.057339828
Ping Kong Road	35e/36e	LD	0.37785	50	30	Y	2000-2100	100	0.024537736	0.022591243	0.300298585	0.061880998
Ping Kong Road	35e/36e	LD	0.37785	50	30	Y	2100-2200	100	0.024219922	0.022298308	0.322142101	0.064944295
Ping Kong Road	35e/36e	LD	0.37785	50	30	Y	2200-2300	100	0.024587819	0.02263482	0.329754672	0.067126576
Ping Kong Road	35e/36e	LD	0.37785	50	30	Y	2300-0000	100	0.017906152	0.01650058	0.312028375	0.042249503
Po Ping Road	37/38	LD	0.09988	50	30	Y	0000-0100	200	0.020323779	0.018715176	0.491556931	0.126235766
Po Ping Road	37/38	LD	0.09988	50	30	Y	0100-0200	150	0.017640409	0.016247927	0.320004614	0.03930667
Po Ping Road	37/38	LD	0.09988	50	30	Y	0200-0300	100	0.017272957	0.015911319	0.31187283	0.036344185
Po Ping Road	37/38	LD	0.09988	50	30	Y	0300-0400	100	0.01787722	0.016463032	0.325104128	0.041530962
Po Ping Road	37/38	LD	0.09988	50	30	Y	0400-0500	100	0.017700148	0.016302715	0.321533026	0.046970549
Po Ping Road	37/38	LD	0.09988	50	30	Y	0500-0600	100	0.020766598	0.019120603	0.488750425	0.131299272
Po Ping Road	37/38	LD	0.09988	50	30	Y	0600-0700	200	0.020241618	0.018639479	0.496722264	0.125834643
Po Ping Road	37/38	LD	0.09988	50	30	Y	0700-0800	400	0.020728897	0.019088915	0.506947628	0.13499174
Po Ping Road	37/38	LD	0.09988	50	28	Y	0800-0900	800	0.021071473	0.019410114	0.513503147	0.134465666
Po Ping Road	37/38	LD	0.09988	50	29	Y	0900-1000	650	0.02079485	0.019143839	0.50927317	0.134123115
Po Ping Road	37/38	LD	0.09988	50	29	Y	1000-1100	650	0.020789067	0.019138724	0.508811237	0.1342667
Po Ping Road	37/38	LD	0.09988	50	29	Y	1100-1200	650	0.020795351	0.019144788	0.510863343	0.135410772
Po Ping Road	37/38	LD	0.09988	50	29	Y	1200-1300	550	0.020869079	0.019212901	0.517053403	0.137737282
Po Ping Road	37/38	LD	0.09988	50	29	Y	1300-1400	500	0.02150319	0.019794112	0.556610077	0.154845933
Po Ping Road	37/38	LD	0.09988	50	29	Y	1400-1500	550	0.021351795	0.019654921	0.550932679	0.150806017
Po Ping Road	37/38	LD	0.09988	50	29	Y	1500-1600	600	0.021443883	0.019740139	0.555731272	0.154267927
Po Ping Road	37/38	LD	0.09988	50	29	Y	1600-1700	650	0.021467117	0.019760851	0.555417113	0.153743901
Po Ping Road	37/38	LD	0.09988	50	29	Y	1700-1800	650	0.021383253	0.019684223	0.55422091	0.153524031

Traffic Data and Composite Emission Factors

Operation (2044 Traffic x 2044 Vehicle EFs)									Composite Emission Factor (g/mile-veh)			
Road Name	Road ID	Road Type	Road Length (km)	Speed Limit (km/hr)	Average Speed (km/hr)	Start Emission Estimated by Broad Brush Approach (Y/N)	Hour	Total Vehicle (Veh/hr)	RSP	FSP	Res NOx	NO2
Po Ping Road	37/38	LD	0.09988	50	29	Y	1800-1900	600	0.021287952	0.019597414	0.54705506	0.150024518
Po Ping Road	37/38	LD	0.09988	50	29	Y	1900-2000	600	0.021416451	0.019714822	0.553506581	0.152891099
Po Ping Road	37/38	LD	0.09988	50	30	Y	2000-2100	450	0.021218631	0.019538007	0.544026714	0.150974034
Po Ping Road	37/38	LD	0.09988	50	30	Y	2100-2200	350	0.021183422	0.019505777	0.545837601	0.151564325
Po Ping Road	37/38	LD	0.09988	50	30	Y	2200-2300	350	0.021342132	0.019651231	0.546640622	0.152702291
Po Ping Road	37/38	LD	0.09988	50	30	Y	2300-0000	300	0.021127217	0.01945524	0.547783138	0.151745969
Po Ping Road	39/40	LD	0.04557	50	30	Y	0000-0100	200	0.019399217	0.017864785	0.434699879	0.097069452
Po Ping Road	39/40	LD	0.04557	50	30	Y	0100-0200	150	0.017308581	0.015945679	0.318255268	0.039488796
Po Ping Road	39/40	LD	0.04557	50	30	Y	0200-0300	100	0.017301632	0.015937187	0.313565591	0.036528074
Po Ping Road	39/40	LD	0.04557	50	30	Y	0300-0400	100	0.017920054	0.016501786	0.327588879	0.041918074
Po Ping Road	39/40	LD	0.04557	50	30	Y	0400-0500	100	0.017750077	0.016347871	0.324480221	0.047433712
Po Ping Road	39/40	LD	0.04557	50	30	Y	0500-0600	100	0.020063906	0.018474934	0.422342716	0.102674088
Po Ping Road	39/40	LD	0.04557	50	30	Y	0600-0700	200	0.019298345	0.017771869	0.439928858	0.096493082
Po Ping Road	39/40	LD	0.04557	50	29	Y	0700-0800	400	0.020044962	0.018461688	0.458934103	0.110008174
Po Ping Road	39/40	LD	0.04557	50	26	Y	0800-0900	750	0.020558391	0.018984416	0.462897782	0.105686106
Po Ping Road	39/40	LD	0.04557	50	27	Y	0900-1000	600	0.020607918	0.018921911	0.475450365	0.113561233
Po Ping Road	39/40	LD	0.04557	50	26	Y	1000-1100	600	0.020828178	0.019232749	0.486944866	0.116982837
Po Ping Road	39/40	LD	0.04557	50	27	Y	1100-1200	600	0.02059492	0.018910471	0.476672134	0.114736974
Po Ping Road	39/40	LD	0.04557	50	28	Y	1200-1300	500	0.020345789	0.018745904	0.472590654	0.112713088
Po Ping Road	39/40	LD	0.04557	50	28	Y	1300-1400	500	0.020315292	0.018718865	0.473201432	0.110507324
Po Ping Road	39/40	LD	0.04557	50	28	Y	1400-1500	500	0.020223897	0.018635289	0.471117099	0.109486315
Po Ping Road	39/40	LD	0.04557	50	27	Y	1500-1600	550	0.020748058	0.019050879	0.487158254	0.115703803
Po Ping Road	39/40	LD	0.04557	50	27	Y	1600-1700	600	0.020525207	0.018845831	0.479358699	0.110757707
Po Ping Road	39/40	LD	0.04557	50	27	Y	1700-1800	600	0.020852439	0.019147414	0.490614343	0.118280006
Po Ping Road	39/40	LD	0.04557	50	27	Y	1800-1900	550	0.020864492	0.019158813	0.49819625	0.121497041
Po Ping Road	39/40	LD	0.04557	50	27	Y	1900-2000	600	0.020552434	0.018870873	0.478203703	0.111450541
Po Ping Road	39/40	LD	0.04557	50	28	Y	2000-2100	400	0.020402662	0.018798706	0.472871899	0.111094306
Po Ping Road	39/40	LD	0.04557	50	29	Y	2100-2200	300	0.019876313	0.018310198	0.458231885	0.10611703
Po Ping Road	39/40	LD	0.04557	50	29	Y	2200-2300	300	0.020063999	0.018482203	0.459915697	0.107780144
Po Ping Road	39/40	LD	0.04557	50	30	Y	2300-0000	300	0.019713764	0.018155566	0.459182535	0.107288387
Po Ping Road	41/42	LD	0.20141	50	30	Y	0000-0100	200	0.017502966	0.016122842	0.328636734	0.044802197
Po Ping Road	41/42	LD	0.20141	50	30	Y	0100-0200	150	0.017180602	0.015828449	0.318550376	0.038915574
Po Ping Road	41/42	LD	0.20141	50	30	Y	0200-0300	100	0.017491441	0.016108528	0.318723258	0.035677807
Po Ping Road	41/42	LD	0.20141	50	30	Y	0300-0400	100	0.017649402	0.016253379	0.331351052	0.041195308
Po Ping Road	41/42	LD	0.20141	50	30	Y	0400-0500	100	0.01768912	0.016292724	0.320565407	0.046699363
Po Ping Road	41/42	LD	0.20141	50	30	Y	0500-0600	100	0.017923668	0.016508731	0.312790442	0.046948492
Po Ping Road	41/42	LD	0.20141	50	30	Y	0600-0700	150	0.017416777	0.016043409	0.325587009	0.040469778
Po Ping Road	41/42	LD	0.20141	50	29	Y	0700-0800	350	0.018389937	0.016953061	0.35362737	0.058582428
Po Ping Road	41/42	LD	0.20141	50	27	Y	0800-0900	700	0.018872737	0.017321501	0.359735813	0.057401401
Po Ping Road	41/42	LD	0.20141	50	28	Y	0900-1000	550	0.018491415	0.017049938	0.350689218	0.054780452
Po Ping Road	41/42	LD	0.20141	50	28	Y	1000-1100	550	0.018462355	0.017023427	0.355388416	0.0566074
Po Ping Road	41/42	LD	0.20141	50	28	Y	1100-1200	550	0.018434065	0.016997792	0.352596818	0.055561126
Po Ping Road	41/42	LD	0.20141	50	28	Y	1200-1300	450	0.01864382	0.0171892	0.363264062	0.059576948
Po Ping Road	41/42	LD	0.20141	50	29	Y	1300-1400	450	0.018830434	0.017357228	0.394603475	0.073380904
Po Ping Road	41/42	LD	0.20141	50	28	Y	1400-1500	450	0.01918098	0.017681745	0.402209973	0.076762259
Po Ping Road	41/42	LD	0.20141	50	28	Y	1500-1600	500	0.019074674	0.017583602	0.396505084	0.072807401
Po Ping Road	41/42	LD	0.20141	50	28	Y	1600-1700	550	0.018964899	0.01748297	0.395881651	0.071383067
Po Ping Road	41/42	LD	0.20141	50	28	Y	1700-1800	550	0.019440686	0.017919725	0.412524983	0.08143238
Po Ping Road	41/42	LD	0.20141	50	28	Y	1800-1900	500	0.019136865	0.017641146	0.39974752	0.075142099
Po Ping Road	41/42	LD	0.20141	50	28	Y	1900-2000	550	0.019008395	0.0175232	0.39557108	0.072472406
Po Ping Road	41/42	LD	0.20141	50	29	Y	2000-2100	400	0.01895562	0.017472146	0.396823257	0.075949101
Po Ping Road	41/42	LD	0.20141	50	30	Y	2100-2200	300	0.018536909	0.017073618	0.383754298	0.071807041
Po Ping Road	41/42	LD	0.20141	50	30	Y	2200-2300	300	0.018650858	0.017177765	0.386179737	0.072831654
Po Ping Road	41/42	LD	0.20141	50	30	Y	2300-0000	250	0.018831466	0.017344049	0.398782431	0.07719304
Po Shek Wu Road	43	PD	0.03781	50	50	N	0000-0100	600	0.009157988	0.008394692	0.226862481	0.051422307
Po Shek Wu Road	43	PD	0.03781	50	50	N	0100-0200	500	0.007956307	0.007288091	0.181691397	0.030699798
Po Shek Wu Road	43	PD	0.03781	50	50	N	0200-0300	350	0.007863029	0.007202329	0.182200046	0.030364378
Po Shek Wu Road	43	PD	0.03781	50	50	N	0300-0400	300	0.007955309	0.007287206	0.181577295	0.030765411
Po Shek Wu Road	43	PD	0.03781	50	50	N	0400-0500	250	0.008011186	0.007338432	0.182158461	0.030845299
Po Shek Wu Road	43	PD	0.03781	50	50	N	0500-0600	250	0.009187037	0.008421472	0.22748005	0.051571251
Po Shek Wu Road	43	PD	0.03781	50	50	N	0600-0700	500	0.00914101	0.008378712	0.226456234	0.051555078
Po Shek Wu Road	43	PD	0.03781	50	45	N	0700-0800	1250	0.009815276	0.009113924	0.251601864	0.058193847
Po Shek Wu Road	43	PD	0.03781	50	39	N	0800-0900	2050	0.010948705	0.010099406	0.290704996	0.068888952
Po Shek Wu Road	43	PD	0.03781	50	40	N	0900-1000	1950	0.010753975	0.009899268	0.283341201	0.066942418
Po Shek Wu Road	43	PD	0.03781	50	40	N	1000-1100	1950	0.010766753	0.009911065	0.283292985	0.066915558
Po Shek Wu Road	43	PD	0.03781	50	40	N	1100-1200	1900	0.010749372	0.009895052	0.283294498	0.066893912
Po Shek Wu Road	43	PD	0.03781	50	42	N	1200-1300	1600	0.010426859	0.009608331	0.269991129	0.063366101
Po Shek Wu Road	43	PD	0.03781	50	43	N	1300-1400	1500	0.01066089	0.009812283	0.273022152	0.064673388
Po Shek Wu Road	43	PD	0.03781	50	42	N	1400-1500	1700	0.010859322	0.010006418	0.279592331	0.0664909
Po Shek Wu Road	43	PD	0.03781	50	41	N	1500-1600	1800	0.010977046	0.010102979	0.28658168	0.068346136
Po Shek Wu Road	43	PD	0.03781	50	40	N	1600-1700	1850	0.011207665	0.010317183	0.294003057	0.070449613
Po Shek Wu Road	43	PD	0.03781	50	39	N	1700-1800	2000	0.011399531	0.01051378	0.301460033	0.07245072
Po Shek Wu Road	43	PD	0.03781	50	38	N	1800-1900	2150	0.011653002	0.010746041	0.31008351	0.074803323
Po Shek Wu Road	43	PD	0.03781	50	41	N	1900-2000	1800	0.010989904	0.010114872	0.286434731	0.06839292
Po Shek Wu Road	43	PD	0.03781	50	44	N	2000-2100	1450	0.010474947	0.009647148	0.266576649	0.062996355
Po Shek Wu Road	43	PD	0.03781	50	46	N	2100-2200	1100	0.010170732	0.009344849	0.254531481	0.059704361
Po Shek Wu Road	43	PD	0.03781	50	46	N	2200-2300	1100	0.0101618	0.009336738	0.254592942	0.059658559
Po Shek Wu Road	43	PD	0.03781	50	48	N	2300-0000	900	0.009906558	0.009095835	0.243960747	0.056849208
Po Shek Wu Road	44	PD	0.04411	50	50	N	0000-0100	500	0.008100295	0.007418818	0.205660194	0.043587022
Po Shek Wu Road	44	PD	0.04411	50	50	N	0100-0200	400	0.006791705	0.006213629	0.164665053	0.024482178
Po Shek Wu Road	44	PD	0.04411	50	50	N	0200-0300	300	0.006827722	0.006246797	0.165636227	0.024733767
Po Shek Wu Road	44	PD	0.04411	50	50	N	0300-0400	250	0.006859764	0.006276232	0.165109489	0.024776591
Po Shek Wu Road	44	PD	0.04411	50	50	N	0400-0500	200	0.00689443	0.006308226	0.165724226	0.02483221
Po Shek Wu Road	44	PD	0.04411	50	50	N	0500-0600	200	0.008270338	0.007575391	0.20432851	0.043662323
Po Shek Wu Road	44	PD	0.04411	50	50	N	0600-0700	400	0.008151778	0.007466181	0.204750416	0.043159774
Po Shek Wu Road	44	PD	0.04411	50	48	N	0700-0800	1050	0.008320325	0.0076327	0.21226985	0.045196157
Po Shek Wu Road	44	PD	0.04411	50	43	N	0800-0900	1600	0.008996297	0.008281636	0.235396043	0.051155397
Po Shek Wu Road	44	PD	0.04411	50	43	N	0900-1000	1600	0.008988444	0.008274394	0.235222137	0.051076797
Po Shek Wu Road	44	PD	0.04411	50	43	N	1000-1100	1600	0.008978643	0.008265446	0.235303023	0.051136085
Po Shek Wu Road	44	PD	0.04411	50	43	N	1100-1200	1550	0.009017042	0.008300787	0.235592705	0.051242575
Po Shek Wu Road	44	PD	0.04411	50	45	N	1200-1300	1350	0.008642451	0.008038931	0.225691023	0.048560024
Po Shek Wu Road	44	PD	0.04411	50	46	N	1300-1400	1250	0.007515926	0.006898759	0.197567447	0.037772479
Po Shek Wu Road	44	PD	0.04411	50	45	N	1400-1500	1400	0.00756271	0.007048492	0.201490593	0.038550822
Po Shek Wu Road	44	PD	0.04411	50	45	N	1500-1600	1450	0.007577371	0.007061818	0.20180979	0.038665262
Po Shek Wu Road	44	PD	0.04411	50	44	N	1600-1700	1500	0.007733509	0.007116664	0.205822319	0.039574348
Po Shek Wu Road	44	PD	0.04411	50	43	N	1700-1800	1650	0.007914416	0.007284889	0.210346073	0.040876308
Po Shek Wu Road	44	PD	0.04411	50	42	N	1800-1900	1900	0.008101422	0.007467614	0.214653949	0.041863994
Po Shek Wu Road	44	PD	0.04411	50	45	N	1900-2000	1500	0.007559926	0.007045917	0.201325169	0.03859495
Po Shek Wu Road	44	PD	0.04411	50	47	N	2000-2100	1200	0.007375962	0.006861905	0.193680237	0.03690155

Traffic Data and Composite Emission Factors

Operation (2044 Traffic x 2044 Vehicle EFs)									Composite Emission Factor (g/mile-veh)			
Road Name	Road ID	Road Type	Road Length (km)	Speed Limit (km/hr)	Average Speed (km/hr)	Start Emission Estimated by Broad Brush Approach (Y/N)	Hour	Total Vehicle (Veh/hr)	RSP	FSP	Res NOx	NO2
Po Shek Wu Road	44	PD	0.04411	50	49	N	2100-2200	900	0.007139388	0.0066351	0.18674176	0.035202855
Po Shek Wu Road	44	PD	0.04411	50	49	N	2200-2300	900	0.00715392	0.006648345	0.187144032	0.035356209
Po Shek Wu Road	44	PD	0.04411	50	50	N	2300-0000	750	0.007058518	0.006458024	0.183420525	0.034433991
Fanling Highway Slip Road	45	EX	0.23927	100	97	N	0000-0100	350	0.005386024	0.00490417	0.115681031	0.015121203
Fanling Highway Slip Road	45	EX	0.23927	100	98	N	0100-0200	300	0.005369399	0.004995452	0.114316645	0.013954284
Fanling Highway Slip Road	45	EX	0.23927	100	98	N	0200-0300	250	0.005337888	0.004966403	0.114122478	0.013769258
Fanling Highway Slip Road	45	EX	0.23927	100	99	N	0300-0400	200	0.005470402	0.005077867	0.114070094	0.014186898
Fanling Highway Slip Road	45	EX	0.23927	100	99	N	0400-0500	150	0.005199308	0.004829062	0.112710858	0.013003709
Fanling Highway Slip Road	45	EX	0.23927	100	99	N	0500-0600	150	0.005330067	0.004949022	0.117458793	0.014975928
Fanling Highway Slip Road	45	EX	0.23927	100	98	N	0600-0700	300	0.005506258	0.005121126	0.118040828	0.01591432
Fanling Highway Slip Road	45	EX	0.23927	100	93	N	0700-0800	750	0.005268349	0.004890684	0.116366483	0.015536382
Fanling Highway Slip Road	45	EX	0.23927	100	82	N	0800-0900	1250	0.005034221	0.004643601	0.117720005	0.015619102
Fanling Highway Slip Road	45	EX	0.23927	100	84	N	0900-1000	1150	0.005047788	0.004656235	0.116816809	0.015548564
Fanling Highway Slip Road	45	EX	0.23927	100	84	N	1000-1100	1150	0.005039629	0.004648671	0.116915864	0.015525132
Fanling Highway Slip Road	45	EX	0.23927	100	85	N	1100-1200	1100	0.005158511	0.004658713	0.116747672	0.015568971
Fanling Highway Slip Road	45	EX	0.23927	100	88	N	1200-1300	950	0.005120739	0.004750268	0.116025414	0.015396497
Fanling Highway Slip Road	45	EX	0.23927	100	90	N	1300-1400	900	0.004998751	0.004631982	0.11633201	0.015765633
Fanling Highway Slip Road	45	EX	0.23927	100	88	N	1400-1500	1000	0.004975142	0.004615969	0.116361896	0.015724369
Fanling Highway Slip Road	45	EX	0.23927	100	86	N	1500-1600	1050	0.004937628	0.004577747	0.116266752	0.015498095
Fanling Highway Slip Road	45	EX	0.23927	100	86	N	1600-1700	1100	0.004983028	0.004619509	0.116689317	0.015773535
Fanling Highway Slip Road	45	EX	0.23927	100	84	N	1700-1800	1200	0.004878372	0.004500482	0.116876999	0.015677923
Fanling Highway Slip Road	45	EX	0.23927	100	82	N	1800-1900	1250	0.004856469	0.004480221	0.117548594	0.015698652
Fanling Highway Slip Road	45	EX	0.23927	100	86	N	1900-2000	1100	0.004973114	0.004610368	0.116083222	0.015549305
Fanling Highway Slip Road	45	EX	0.23927	100	91	N	2000-2100	850	0.004962621	0.00458626	0.115964678	0.015477592
Fanling Highway Slip Road	45	EX	0.23927	100	95	N	2100-2200	650	0.005179062	0.0048074	0.116875985	0.015641504
Fanling Highway Slip Road	45	EX	0.23927	100	95	N	2200-2300	650	0.005136978	0.004768873	0.116723773	0.015532294
Fanling Highway Slip Road	45	EX	0.23927	100	96	N	2300-0000	550	0.005224526	0.004737168	0.116647619	0.015376477
Fanling Highway Slip Road	46	EX	0.21539	100	96	N	0000-0100	500	0.005254685	0.004765026	0.11259315	0.013568959
Fanling Highway Slip Road	46	EX	0.21539	100	97	N	0100-0200	400	0.005223142	0.004753841	0.111781317	0.013278649
Fanling Highway Slip Road	46	EX	0.21539	100	97	N	0200-0300	300	0.005301919	0.004826664	0.112470727	0.013674274
Fanling Highway Slip Road	46	EX	0.21539	100	98	N	0300-0400	250	0.005240008	0.004877407	0.112691771	0.013404741
Fanling Highway Slip Road	46	EX	0.21539	100	98	N	0400-0500	200	0.005157561	0.004800898	0.113282867	0.013118761
Fanling Highway Slip Road	46	EX	0.21539	100	98	N	0500-0600	200	0.005218797	0.00485729	0.111904126	0.013253012
Fanling Highway Slip Road	46	EX	0.21539	100	97	N	0600-0700	400	0.005266498	0.004793721	0.11240373	0.013433404
Fanling Highway Slip Road	46	EX	0.21539	100	87	N	0700-0800	1000	0.004952949	0.004593325	0.111737832	0.013477821
Fanling Highway Slip Road	46	EX	0.21539	100	71	N	0800-0900	1750	0.004857515	0.00448249	0.118531742	0.013961478
Fanling Highway Slip Road	46	EX	0.21539	100	76	N	0900-1000	1550	0.004812099	0.004453811	0.115549692	0.013747483
Fanling Highway Slip Road	46	EX	0.21539	100	76	N	1000-1100	1550	0.004803988	0.004446376	0.115394197	0.013710903
Fanling Highway Slip Road	46	EX	0.21539	100	76	N	1100-1200	1500	0.00482116	0.004462148	0.115647766	0.013781859
Fanling Highway Slip Road	46	EX	0.21539	100	81	N	1200-1300	1300	0.004860476	0.004496765	0.113909803	0.013728815
Fanling Highway Slip Road	46	EX	0.21539	100	83	N	1300-1400	1200	0.004437525	0.004094928	0.10940644	0.012041627
Fanling Highway Slip Road	46	EX	0.21539	100	81	N	1400-1500	1350	0.004448999	0.004118665	0.110272219	0.012166206
Fanling Highway Slip Road	46	EX	0.21539	100	79	N	1500-1600	1450	0.004402827	0.004075937	0.110762151	0.01218275
Fanling Highway Slip Road	46	EX	0.21539	100	78	N	1600-1700	1500	0.004435481	0.004103023	0.111486453	0.012291654
Fanling Highway Slip Road	46	EX	0.21539	100	76	N	1700-1800	1600	0.004435883	0.004107851	0.112220619	0.01233641
Fanling Highway Slip Road	46	EX	0.21539	100	75	N	1800-1900	1650	0.004440969	0.004107867	0.112727466	0.012362514
Fanling Highway Slip Road	46	EX	0.21539	100	78	N	1900-2000	1450	0.004442675	0.004109621	0.111376229	0.0123105
Fanling Highway Slip Road	46	EX	0.21539	100	85	N	2000-2100	1150	0.004564421	0.00410843	0.109253327	0.012076743
Fanling Highway Slip Road	46	EX	0.21539	100	90	N	2100-2200	900	0.004533603	0.004204717	0.108576453	0.011916339
Fanling Highway Slip Road	46	EX	0.21539	100	91	N	2200-2300	900	0.004587161	0.004241104	0.108622142	0.012048306
Fanling Highway Slip Road	46	EX	0.21539	100	94	N	2300-0000	750	0.004724712	0.004392463	0.109270241	0.012004435
Fanling Highway Slip Road	47	EX	0.2288	100	98	N	0000-0100	250	0.005617898	0.005223882	0.136684161	0.024567087
Fanling Highway Slip Road	47	EX	0.2288	100	98	N	0100-0200	200	0.004689886	0.004371703	0.108694772	0.011332888
Fanling Highway Slip Road	47	EX	0.2288	100	99	N	0200-0300	150	0.004828338	0.004487527	0.110017588	0.012001474
Fanling Highway Slip Road	47	EX	0.2288	100	99	N	0300-0400	150	0.004626993	0.004302823	0.107435975	0.011006786
Fanling Highway Slip Road	47	EX	0.2288	100	99	N	0400-0500	100	0.004301599	0.004003243	0.107293226	0.010034743
Fanling Highway Slip Road	47	EX	0.2288	100	99	N	0500-0600	100	0.005114366	0.004749593	0.13553311	0.022814769
Fanling Highway Slip Road	47	EX	0.2288	100	98	N	0600-0700	200	0.005409601	0.005033062	0.132625138	0.023034927
Fanling Highway Slip Road	47	EX	0.2288	100	95	N	0700-0800	550	0.00540025	0.005011626	0.135554063	0.024267572
Fanling Highway Slip Road	47	EX	0.2288	100	88	N	0800-0900	950	0.00525005	0.004868378	0.134403897	0.024070025
Fanling Highway Slip Road	47	EX	0.2288	100	90	N	0900-1000	850	0.005307166	0.004916031	0.134822182	0.024364326
Fanling Highway Slip Road	47	EX	0.2288	100	90	N	1000-1100	850	0.005297478	0.004907083	0.134718025	0.024277099
Fanling Highway Slip Road	47	EX	0.2288	100	90	N	1100-1200	850	0.005292762	0.004902802	0.134843184	0.024271997
Fanling Highway Slip Road	47	EX	0.2288	100	93	N	1200-1300	700	0.005382322	0.004996402	0.134169947	0.023983651
Fanling Highway Slip Road	47	EX	0.2288	100	95	N	1300-1400	700	0.004501577	0.004187062	0.122789149	0.018068025
Fanling Highway Slip Road	47	EX	0.2288	100	93	N	1400-1500	750	0.004517396	0.004202882	0.122471803	0.018209325
Fanling Highway Slip Road	47	EX	0.2288	100	92	N	1500-1600	800	0.004540008	0.004095314	0.123214515	0.018509017
Fanling Highway Slip Road	47	EX	0.2288	100	92	N	1600-1700	800	0.004550533	0.004105034	0.12265567	0.018218209
Fanling Highway Slip Road	47	EX	0.2288	100	90	N	1700-1800	900	0.004436012	0.004115994	0.123103889	0.01856631
Fanling Highway Slip Road	47	EX	0.2288	100	89	N	1800-1900	950	0.004384336	0.004071479	0.122502734	0.018265942
Fanling Highway Slip Road	47	EX	0.2288	100	92	N	1900-2000	800	0.004511651	0.004069226	0.122875845	0.018281504
Fanling Highway Slip Road	47	EX	0.2288	100	95	N	2000-2100	650	0.004547507	0.004228954	0.123632091	0.018307479
Fanling Highway Slip Road	47	EX	0.2288	100	96	N	2100-2200	500	0.004707106	0.004259692	0.124499721	0.018688491
Fanling Highway Slip Road	47	EX	0.2288	100	96	N	2200-2300	500	0.00464513	0.004202319	0.12337759	0.018127828
Fanling Highway Slip Road	47	EX	0.2288	100	97	N	2300-0000	400	0.004712256	0.004280598	0.124429022	0.01848478
Fanling Highway Slip Road	48	EX	0.17473	100	97	N	0000-0100	450	0.007354831	0.006725046	0.15794823	0.034578108
Fanling Highway Slip Road	48	EX	0.17473	100	98	N	0100-0200	350	0.00643538	0.005973466	0.121225478	0.017588617
Fanling Highway Slip Road	48	EX	0.17473	100	99	N	0200-0300	250	0.006404272	0.00593658	0.121145011	0.017503901
Fanling Highway Slip Road	48	EX	0.17473	100	99	N	0300-0400	200	0.006411723	0.005944032	0.121209868	0.017641742
Fanling Highway Slip Road	48	EX	0.17473	100	99	N	0400-0500	200	0.006480651	0.006006619	0.120883863	0.017713985
Fanling Highway Slip Road	48	EX	0.17473	100	99	N	0500-0600	200	0.007527449	0.006967784	0.16018855	0.035508984
Fanling Highway Slip Road	48	EX	0.17473	100	98	N	0600-0700	350	0.007350968	0.00681393	0.158945637	0.034974666
Fanling Highway Slip Road	48	EX	0.17473	100	95	N	0700-0800	950	0.007299823	0.006753403	0.158329564	0.034976597
Fanling Highway Slip Road	48	EX	0.17473	100	86	N	0800-0900	1500	0.00712117	0.006583472	0.15818144	0.034913511
Fanling Highway Slip Road	48	EX	0.17473	100	87	N	0900-1000	1450	0.007134785	0.006598664	0.1580492	0.034953552
Fanling Highway Slip Road	48	EX	0.17473	100	87	N	1000-1100	1450	0.007140337	0.006603911	0.158056796	0.035036722
Fanling Highway Slip Road	48	EX	0.17473	100	87	N	1100-1200	1400	0.007143862	0.006607033	0.157987691	0.034974972
Fanling Highway Slip Road	48	EX	0.17473	100	91	N	1200-1300	1200	0.007139259	0.006586659	0.157291585	0.034808743
Fanling Highway Slip Road	48	EX	0.17473	100	91	N	1300-1400	1150	0.007661765	0.007066372	0.161430625	0.036628171
Fanling Highway Slip Road	48	EX	0.17473	100	89	N	1400-1500	1250	0.007662618	0.007085571	0.161188644	0.036650927
Fanling Highway Slip Road	48	EX	0.17473	100	88	N	1500-1600	1350	0.007643547	0.007070331	0.160957349	0.036503527
Fanling Highway Slip Road	48	EX	0.17473	100	88	N	1600-1700	1350	0.007628355	0.007056298	0.161153335	0.036529164
Fanling Highway Slip Road	48	EX	0.17473	100	86	N	1700-1800	1500	0.007638574	0.007058454	0.161947128	0.036661484
Fanling Highway Slip Road	48	EX	0.17473	100	83	N	1800-1900	1650	0.00755035	0.00695779	0.163249683	0.036743142
Fanling Highway Slip Road	48	EX	0.17473	100	88	N	1900-2000	1350	0.00763064	0.007058406	0.161381862	0.03661573
Fanling Highway Slip Road	48	EX	0.17473	100	92	N	2000-2100	1050	0.007777091	0.007089707	0.161065642	0.036590946
Fanling Highway Slip Road	48	EX	0.17473	100	95	N	2100-2200	850	0.00783897	0.007247713	0.161862798	0.036698515
Fanling Highway Slip Road	48	EX	0.17473	100	95	N	2200-2300	800	0.00772675	0.007144795	0.160915378	0.036197156
Fanling Highway Slip Road	48	EX	0.17473	100	96	N	2300-0000	700	0.007910232	0.007219984	0.161821293	0.036678286

Traffic Data and Composite Emission Factors

Operation (2044 Traffic x 2044 Vehicle EFs)									Composite Emission Factor (g/mile-veh)			
Road Name	Road ID	Road Type	Road Length (km)	Speed Limit (km/hr)	Average Speed (km/hr)	Start Emission Estimated by Broad Brush Approach (Y/N)	Hour	Total Vehicle (Veh/hr)	RSP	FSP	Res NOx	NO2
Fanling Highway EB	49	EX	0.49094	100	97	N	0000-0100	1250	0.00639872	0.005841178	0.129092113	0.021206889
Fanling Highway EB	49	EX	0.49094	100	97	N	0100-0200	1000	0.006089371	0.005555311	0.118882579	0.016485074
Fanling Highway EB	49	EX	0.49094	100	98	N	0200-0300	750	0.006109022	0.005674032	0.118907395	0.016519128
Fanling Highway EB	49	EX	0.49094	100	98	N	0300-0400	600	0.006101844	0.005667498	0.118901038	0.01650651
Fanling Highway EB	49	EX	0.49094	100	99	N	0400-0500	500	0.006148225	0.005701101	0.119230278	0.016639764
Fanling Highway EB	49	EX	0.49094	100	99	N	0500-0600	500	0.006414314	0.005945206	0.129039423	0.021061533
Fanling Highway EB	49	EX	0.49094	100	97	N	0600-0700	1000	0.00638232	0.005826002	0.12878674	0.021102185
Fanling Highway EB	49	EX	0.49094	100	91	N	0700-0800	2550	0.006145232	0.005672471	0.128127311	0.021222999
Fanling Highway EB	49	EX	0.49094	100	78	N	0800-0900	4450	0.006006539	0.005544496	0.132001018	0.021546493
Fanling Highway EB	49	EX	0.49094	100	81	N	0900-1000	3950	0.005995144	0.005539426	0.130591184	0.021323003
Fanling Highway EB	49	EX	0.49094	100	81	N	1000-1100	3950	0.005993632	0.005538042	0.130422992	0.021293713
Fanling Highway EB	49	EX	0.49094	100	82	N	1100-1200	3850	0.006010787	0.00554176	0.13001718	0.021291589
Fanling Highway EB	49	EX	0.49094	100	86	N	1200-1300	3300	0.006111114	0.005655283	0.128621492	0.021175169
Fanling Highway EB	49	EX	0.49094	100	87	N	1300-1400	3100	0.006198919	0.005738567	0.129953241	0.021971167
Fanling Highway EB	49	EX	0.49094	100	85	N	1400-1500	3400	0.006191243	0.005614969	0.130592424	0.021994035
Fanling Highway EB	49	EX	0.49094	100	83	N	1500-1600	3600	0.006074823	0.005600565	0.131212214	0.02198557
Fanling Highway EB	49	EX	0.49094	100	82	N	1600-1700	3750	0.006084431	0.005609513	0.131654977	0.022070061
Fanling Highway EB	49	EX	0.49094	100	80	N	1700-1800	4000	0.006079458	0.005616771	0.132724129	0.022140083
Fanling Highway EB	49	EX	0.49094	100	80	N	1800-1900	4100	0.00607228	0.005610205	0.132660865	0.022111485
Fanling Highway EB	49	EX	0.49094	100	83	N	1900-2000	3650	0.006087521	0.005612281	0.131277731	0.022039033
Fanling Highway EB	49	EX	0.49094	100	88	N	2000-2100	2900	0.006181651	0.005726062	0.129482137	0.021876553
Fanling Highway EB	49	EX	0.49094	100	93	N	2100-2200	2250	0.006315404	0.005851462	0.129655544	0.021924978
Fanling Highway EB	49	EX	0.49094	100	93	N	2200-2300	2250	0.006318848	0.0058546	0.129605767	0.021908531
Fanling Highway EB	49	EX	0.49094	100	95	N	2300-0000	1850	0.006323901	0.005857224	0.130007813	0.021793769
Fanling Highway WB	50	EX	0.53938	100	97	N	0000-0100	1300	0.006351099	0.005797211	0.126880874	0.020289708
Fanling Highway WB	50	EX	0.53938	100	97	N	0100-0200	1100	0.006122299	0.00558584	0.119105312	0.016595732
Fanling Highway WB	50	EX	0.53938	100	98	N	0200-0300	800	0.006178111	0.00573744	0.11940935	0.016798574
Fanling Highway WB	50	EX	0.53938	100	98	N	0300-0400	650	0.006173669	0.005733191	0.119290419	0.016752322
Fanling Highway WB	50	EX	0.53938	100	99	N	0400-0500	550	0.00615323	0.005705479	0.119171955	0.0166612
Fanling Highway WB	50	EX	0.53938	100	99	N	0500-0600	550	0.006385137	0.00591833	0.127688652	0.020346936
Fanling Highway WB	50	EX	0.53938	100	97	N	0600-0700	1050	0.006355589	0.005801395	0.127258458	0.020390276
Fanling Highway WB	50	EX	0.53938	100	90	N	0700-0800	2700	0.006088132	0.005631497	0.126149459	0.020398564
Fanling Highway WB	50	EX	0.53938	100	74	N	0800-0900	4950	0.005983509	0.005531814	0.132826917	0.020920683
Fanling Highway WB	50	EX	0.53938	100	79	N	0900-1000	4150	0.005965935	0.005512116	0.129865242	0.020741209
Fanling Highway WB	50	EX	0.53938	100	79	N	1000-1100	4200	0.005965323	0.005511569	0.129697805	0.020715733
Fanling Highway WB	50	EX	0.53938	100	80	N	1100-1200	4050	0.005967673	0.005513983	0.129292122	0.020548313
Fanling Highway WB	50	EX	0.53938	100	84	N	1200-1300	3500	0.005988659	0.00552145	0.127762441	0.020524833
Fanling Highway WB	50	EX	0.53938	100	85	N	1300-1400	3300	0.006846552	0.006221869	0.135142007	0.024066613
Fanling Highway WB	50	EX	0.53938	100	82	N	1400-1500	3650	0.006740914	0.006213162	0.136430319	0.024140659
Fanling Highway WB	50	EX	0.53938	100	81	N	1500-1600	3850	0.006742765	0.006226391	0.137015895	0.024230637
Fanling Highway WB	50	EX	0.53938	100	80	N	1600-1700	3950	0.00673879	0.006222512	0.137656977	0.024263645
Fanling Highway WB	50	EX	0.53938	100	78	N	1700-1800	4250	0.006738838	0.006216091	0.138623469	0.024390703
Fanling Highway WB	50	EX	0.53938	100	79	N	1800-1900	4050	0.006732063	0.006216043	0.138012208	0.0243903
Fanling Highway WB	50	EX	0.53938	100	80	N	1900-2000	3900	0.006719961	0.006205196	0.137544709	0.024193333
Fanling Highway WB	50	EX	0.53938	100	87	N	2000-2100	3050	0.006842367	0.006330178	0.134334422	0.024005007
Fanling Highway WB	50	EX	0.53938	100	91	N	2100-2200	2400	0.006863579	0.006332221	0.133717432	0.023917073
Fanling Highway WB	50	EX	0.53938	100	92	N	2200-2300	2350	0.006979162	0.006351292	0.134011185	0.024054221
Fanling Highway WB	50	EX	0.53938	100	95	N	2300-0000	1950	0.00699775	0.006475002	0.134598419	0.023959302
Tai Tau Leng Roundabout	51	LD	0.02892	50	50	N	0000-0100	750	0.006594448	0.006030196	0.172525716	0.029813596
Tai Tau Leng Roundabout	51	LD	0.02892	50	50	N	0100-0200	650	0.005798595	0.005297124	0.150748411	0.019300412
Tai Tau Leng Roundabout	51	LD	0.02892	50	50	N	0200-0300	450	0.005827853	0.005323935	0.151050533	0.019471727
Tai Tau Leng Roundabout	51	LD	0.02892	50	50	N	0300-0400	400	0.005787201	0.005286808	0.150161725	0.019128518
Tai Tau Leng Roundabout	51	LD	0.02892	50	50	N	0400-0500	300	0.005807994	0.005306007	0.149935499	0.019322814
Tai Tau Leng Roundabout	51	LD	0.02892	50	50	N	0500-0600	300	0.006497614	0.005941006	0.171766009	0.029097471
Tai Tau Leng Roundabout	51	LD	0.02892	50	50	N	0600-0700	600	0.006576375	0.006013459	0.172995516	0.029897508
Tai Tau Leng Roundabout	51	LD	0.02892	50	45	N	0700-0800	1600	0.007114958	0.006637482	0.190019945	0.033733701
Tai Tau Leng Roundabout	51	LD	0.02892	50	38	N	0800-0900	2600	0.008215926	0.007593754	0.220761538	0.040745661
Tai Tau Leng Roundabout	51	LD	0.02892	50	39	N	0900-1000	2450	0.008017494	0.007406201	0.215851156	0.039625928
Tai Tau Leng Roundabout	51	LD	0.02892	50	39	N	1000-1100	2450	0.00801846	0.007407022	0.215721571	0.039533358
Tai Tau Leng Roundabout	51	LD	0.02892	50	39	N	1100-1200	2400	0.00801368	0.007402661	0.215546008	0.039542065
Tai Tau Leng Roundabout	51	LD	0.02892	50	41	N	1200-1300	2050	0.007671952	0.007066292	0.205948218	0.037408236
Tai Tau Leng Roundabout	51	LD	0.02892	50	43	N	1300-1400	1950	0.006811146	0.006268459	0.184484349	0.03053072
Tai Tau Leng Roundabout	51	LD	0.02892	50	41	N	1400-1500	2150	0.007090689	0.006532263	0.192388047	0.032380275
Tai Tau Leng Roundabout	51	LD	0.02892	50	40	N	1500-1600	2250	0.007254504	0.006680548	0.196740936	0.033205788
Tai Tau Leng Roundabout	51	LD	0.02892	50	40	N	1600-1700	2350	0.007250079	0.006676508	0.196790906	0.03312413
Tai Tau Leng Roundabout	51	LD	0.02892	50	39	N	1700-1800	2500	0.007426479	0.00686308	0.201180682	0.034200829
Tai Tau Leng Roundabout	51	LD	0.02892	50	37	N	1800-1900	2700	0.007778233	0.00720183	0.210308478	0.036237631
Tai Tau Leng Roundabout	51	LD	0.02892	50	40	N	1900-2000	2300	0.00725333	0.006679454	0.197033869	0.033264143
Tai Tau Leng Roundabout	51	LD	0.02892	50	43	N	2000-2100	1800	0.006822138	0.006278598	0.18465737	0.03061167
Tai Tau Leng Roundabout	51	LD	0.02892	50	46	N	2100-2200	1400	0.006469515	0.005934408	0.174665902	0.028423799
Tai Tau Leng Roundabout	51	LD	0.02892	50	46	N	2200-2300	1400	0.006481102	0.005945126	0.175142075	0.02855649
Tai Tau Leng Roundabout	51	LD	0.02892	50	48	N	2300-0000	1150	0.006278373	0.005749381	0.168493634	0.027169734
Tai Tau Leng Roundabout	52	LD	0.02794	50	50	N	0000-0100	300	0.008237572	0.007545892	0.205138992	0.042117096
Tai Tau Leng Roundabout	52	LD	0.02794	50	50	N	0100-0200	250	0.00752209	0.006887429	0.175002996	0.028222712
Tai Tau Leng Roundabout	52	LD	0.02794	50	50	N	0200-0300	150	0.007521543	0.006886463	0.173469387	0.028299107
Tai Tau Leng Roundabout	52	LD	0.02794	50	50	N	0300-0400	150	0.007363441	0.006741993	0.172230675	0.02777731
Tai Tau Leng Roundabout	52	LD	0.02794	50	50	N	0400-0500	100	0.00751208	0.006877918	0.176084459	0.028305931
Tai Tau Leng Roundabout	52	LD	0.02794	50	50	N	0500-0600	100	0.007902812	0.007237461	0.201887103	0.040752179
Tai Tau Leng Roundabout	52	LD	0.02794	50	50	N	0600-0700	250	0.008021904	0.007346865	0.204181819	0.041459437
Tai Tau Leng Roundabout	52	LD	0.02794	50	49	N	0700-0800	600	0.008211114	0.007615432	0.208213966	0.042865087
Tai Tau Leng Roundabout	52	LD	0.02794	50	45	N	0800-0900	950	0.008739559	0.008126543	0.227108404	0.047676607
Tai Tau Leng Roundabout	52	LD	0.02794	50	45	N	0900-1000	900	0.008756924	0.008142573	0.227128972	0.047750669
Tai Tau Leng Roundabout	52	LD	0.02794	50	45	N	1000-1100	900	0.008768446	0.008153098	0.22693915	0.047799963
Tai Tau Leng Roundabout	52	LD	0.02794	50	45	N	1100-1200	900	0.008767191	0.008151794	0.227407517	0.047840712
Tai Tau Leng Roundabout	52	LD	0.02794	50	47	N	1200-1300	750	0.00845625	0.007848883	0.217880683	0.045273196
Tai Tau Leng Roundabout	52	LD	0.02794	50	48	N	1300-1400	700	0.007440738	0.006821671	0.193425687	0.035957879
Tai Tau Leng Roundabout	52	LD	0.02794	50	47	N	1400-1500	800	0.007575391	0.007042232	0.196887193	0.037057898
Tai Tau Leng Roundabout	52	LD	0.02794	50	46	N	1500-1600	800	0.00769746	0.007065616	0.200206063	0.037711114
Tai Tau Leng Roundabout	52	LD	0.02794	50	46	N	1600-1700	850	0.007693517	0.007062123	0.200741974	0.03770767
Tai Tau Leng Roundabout	52	LD	0.02794	50	45	N	1700-1800	900	0.007796499	0.007261569	0.205104117	0.038888478
Tai Tau Leng Roundabout	52	LD	0.02794	50	44	N	1800-1900	1000	0.007962406	0.007327536	0.20974965	0.039977215
Tai Tau Leng Roundabout	52	LD	0.02794	50	46	N	1900-2000	850	0.00771254	0.00707944	0.201343531	0.03801042
Tai Tau Leng Roundabout	52	LD	0.02794	50	48	N	2000-2100	650	0.007518517	0.006893351	0.192431563	0.036106373
Tai Tau Leng Roundabout	52	LD	0.02794	50	50	N	2100-2200	500	0.007294432	0.006676428	0.186422997	0.034546066
Tai Tau Leng Roundabout	52	LD	0.02794	50	50	N	2200-2300	500	0.007291535	0.006673612	0.186695604	0.034585414
Tai Tau Leng Roundabout	52	LD	0.02794	50	50	N	2300-0000	400	0.00729617	0.006678069	0.185594957	0.034391617
Tai Tau Leng Roundabout	53	LD	0.02937	50	50	N	0000-0100	800	0.006538507	0.005978665	0.170709572	0.028901919
Tai Tau Leng Roundabout	53	LD	0.02937	50	50	N	0100-0200	650	0.005882844	0.005374726	0.151561468	0.01974031
Tai Tau Leng Roundabout	53	LD	0.02937	50	50	N	0200-0300	500	0.005857127	0.00535123	0.151505366	0.019671044

Traffic Data and Composite Emission Factors

Operation (2044 Traffic x 2044 Vehicle EFs)									Composite Emission Factor (g/mile-veh)			
Road Name	Road ID	Road Type	Road Length (km)	Speed Limit (km/hr)	Average Speed (km/hr)	Start Emission Estimated by Broad Brush Approach (Y/N)	Hour	Total Vehicle (Veh/hr)	RSP	FSP	Res NOx	NO2
Tai Tau Leng Roundabout	53	LD	0.02937	50	50	N	0300-0400	400	0.005830734	0.005326703	0.151003138	0.019317986
Tai Tau Leng Roundabout	53	LD	0.02937	50	50	N	0400-0500	350	0.005870324	0.0053633	0.151098234	0.019602647
Tai Tau Leng Roundabout	53	LD	0.02937	50	50	N	0500-0600	350	0.006496085	0.005939461	0.170976578	0.028621427
Tai Tau Leng Roundabout	53	LD	0.02937	50	50	N	0600-0700	650	0.006567443	0.00600538	0.170737461	0.029089649
Tai Tau Leng Roundabout	53	LD	0.02937	50	44	N	0700-0800	1700	0.007207511	0.006630562	0.191825726	0.033492541
Tai Tau Leng Roundabout	53	LD	0.02937	50	35	N	0800-0900	2950	0.008755137	0.008109678	0.235642772	0.043695701
Tai Tau Leng Roundabout	53	LD	0.02937	50	38	N	0900-1000	2600	0.008153629	0.007536445	0.218448975	0.039615306
Tai Tau Leng Roundabout	53	LD	0.02937	50	37	N	1000-1100	2650	0.00834263	0.007719331	0.224052823	0.041023144
Tai Tau Leng Roundabout	53	LD	0.02937	50	38	N	1100-1200	2550	0.008147916	0.007531263	0.218568179	0.039627956
Tai Tau Leng Roundabout	53	LD	0.02937	50	41	N	1200-1300	2200	0.007604279	0.007003688	0.203925128	0.036292172
Tai Tau Leng Roundabout	53	LD	0.02937	50	42	N	1300-1400	2050	0.006929674	0.006388838	0.187210208	0.030941022
Tai Tau Leng Roundabout	53	LD	0.02937	50	40	N	1400-1500	2250	0.007185673	0.006617124	0.195004679	0.032685905
Tai Tau Leng Roundabout	53	LD	0.02937	50	39	N	1500-1600	2400	0.007346736	0.006789806	0.199761063	0.033783526
Tai Tau Leng Roundabout	53	LD	0.02937	50	39	N	1600-1700	2500	0.007352256	0.006794843	0.199642519	0.033781064
Tai Tau Leng Roundabout	53	LD	0.02937	50	38	N	1700-1800	2700	0.007534321	0.006968637	0.203718859	0.034633598
Tai Tau Leng Roundabout	53	LD	0.02937	50	37	N	1800-1900	2700	0.007717432	0.007146147	0.208765874	0.035805474
Tai Tau Leng Roundabout	53	LD	0.02937	50	39	N	1900-2000	2450	0.007347508	0.006790498	0.199700584	0.033751822
Tai Tau Leng Roundabout	53	LD	0.02937	50	43	N	2000-2100	1950	0.006749814	0.006212213	0.183095952	0.030149821
Tai Tau Leng Roundabout	53	LD	0.02937	50	45	N	2100-2200	1500	0.006440482	0.00601922	0.176437887	0.028712853
Tai Tau Leng Roundabout	53	LD	0.02937	50	46	N	2200-2300	1500	0.006357794	0.005831506	0.173255441	0.027800903
Tai Tau Leng Roundabout	53	LD	0.02937	50	47	N	2300-0000	1250	0.006240103	0.00582119	0.170063758	0.027358172
Tai Tau Leng Roundabout	54	LD	0.0411	50	50	N	0000-0100	550	0.006583118	0.006020137	0.167048765	0.026847543
Tai Tau Leng Roundabout	54	LD	0.0411	50	50	N	0100-0200	450	0.006092944	0.005568781	0.154720884	0.020711308
Tai Tau Leng Roundabout	54	LD	0.0411	50	50	N	0200-0300	350	0.005983187	0.005467585	0.153591784	0.020224723
Tai Tau Leng Roundabout	54	LD	0.0411	50	50	N	0300-0400	300	0.006052646	0.005531653	0.155127147	0.020600118
Tai Tau Leng Roundabout	54	LD	0.0411	50	50	N	0400-0500	200	0.006044777	0.005524073	0.152235043	0.020354613
Tai Tau Leng Roundabout	54	LD	0.0411	50	50	N	0500-0600	250	0.006699329	0.006127191	0.167411495	0.027318824
Tai Tau Leng Roundabout	54	LD	0.0411	50	50	N	0600-0700	450	0.006645673	0.006077672	0.168426862	0.027368263
Tai Tau Leng Roundabout	54	LD	0.0411	50	43	N	0700-0800	1150	0.007459293	0.006863031	0.192747301	0.032753659
Tai Tau Leng Roundabout	54	LD	0.0411	50	34	N	0800-0900	2000	0.009051546	0.008392906	0.239146732	0.043334822
Tai Tau Leng Roundabout	54	LD	0.0411	50	37	N	0900-1000	1750	0.008430082	0.007800571	0.220627705	0.039072088
Tai Tau Leng Roundabout	54	LD	0.0411	50	37	N	1000-1100	1750	0.00842939	0.007799895	0.221213136	0.039207225
Tai Tau Leng Roundabout	54	LD	0.0411	50	37	N	1100-1200	1700	0.008446867	0.007815956	0.221341111	0.039280321
Tai Tau Leng Roundabout	54	LD	0.0411	50	40	N	1200-1300	1450	0.007891241	0.007267299	0.205612252	0.035549958
Tai Tau Leng Roundabout	54	LD	0.0411	50	41	N	1300-1400	1400	0.007352948	0.006772683	0.195807774	0.033052868
Tai Tau Leng Roundabout	54	LD	0.0411	50	39	N	1400-1500	1500	0.007702031	0.007116761	0.204671976	0.035022689
Tai Tau Leng Roundabout	54	LD	0.0411	50	38	N	1500-1600	1600	0.007896536	0.007300692	0.20943689	0.036119135
Tai Tau Leng Roundabout	54	LD	0.0411	50	38	N	1600-1700	1650	0.007909137	0.007312248	0.209119672	0.036120036
Tai Tau Leng Roundabout	54	LD	0.0411	50	37	N	1700-1800	1800	0.008060399	0.007461128	0.213588772	0.037053568
Tai Tau Leng Roundabout	54	LD	0.0411	50	37	N	1800-1900	1750	0.008081562	0.007480569	0.21412161	0.037206183
Tai Tau Leng Roundabout	54	LD	0.0411	50	38	N	1900-2000	1650	0.00788725	0.007292243	0.209274201	0.035920848
Tai Tau Leng Roundabout	54	LD	0.0411	50	42	N	2000-2100	1300	0.00725576	0.00668911	0.191017674	0.031953107
Tai Tau Leng Roundabout	54	LD	0.0411	50	45	N	2100-2200	1000	0.006775338	0.006325784	0.179592619	0.029532911
Tai Tau Leng Roundabout	54	LD	0.0411	50	45	N	2200-2300	1000	0.006767774	0.006318735	0.180391176	0.029620717
Tai Tau Leng Roundabout	54	LD	0.0411	50	47	N	2300-0000	800	0.006583247	0.006135431	0.173276427	0.028154926
Tai Tau Leng Roundabout	55	LD	0.03223	50	49	N	0000-0100	1000	0.007425529	0.006896393	0.192389608	0.036672283
Tai Tau Leng Roundabout	55	LD	0.03223	50	50	N	0100-0200	800	0.006565094	0.006004511	0.162570942	0.023414523
Tai Tau Leng Roundabout	55	LD	0.03223	50	50	N	0200-0300	600	0.006580608	0.006018786	0.162437962	0.023494861
Tai Tau Leng Roundabout	55	LD	0.03223	50	50	N	0300-0400	500	0.006550304	0.005990703	0.162370064	0.023218811
Tai Tau Leng Roundabout	55	LD	0.03223	50	50	N	0400-0500	400	0.006599566	0.006036118	0.162635976	0.02346327
Tai Tau Leng Roundabout	55	LD	0.03223	50	50	N	0500-0600	400	0.007488889	0.00685521	0.189108107	0.03624402
Tai Tau Leng Roundabout	55	LD	0.03223	50	50	N	0600-0700	800	0.007406265	0.006779072	0.188585086	0.036030508
Tai Tau Leng Roundabout	55	LD	0.03223	50	41	N	0700-0800	2100	0.008577353	0.00789792	0.228145321	0.045651698
Tai Tau Leng Roundabout	55	LD	0.03223	50	30	N	0800-0900	3500	0.011148103	0.010268339	0.316532296	0.067285224
Tai Tau Leng Roundabout	55	LD	0.03223	50	33	N	0900-1000	3200	0.010229747	0.009483253	0.281241474	0.058960426
Tai Tau Leng Roundabout	55	LD	0.03223	50	33	N	1000-1100	3200	0.01023023	0.009483703	0.28086912	0.058899512
Tai Tau Leng Roundabout	55	LD	0.03223	50	33	N	1100-1200	3100	0.010226963	0.009480758	0.281173077	0.058958671
Tai Tau Leng Roundabout	55	LD	0.03223	50	36	N	1200-1300	2650	0.009562336	0.008861483	0.258189408	0.053225528
Tai Tau Leng Roundabout	55	LD	0.03223	50	37	N	1300-1400	2500	0.009621721	0.008890837	0.259010672	0.054455453
Tai Tau Leng Roundabout	55	LD	0.03223	50	35	N	1400-1500	2750	0.010081124	0.009326824	0.27399912	0.058311409
Tai Tau Leng Roundabout	55	LD	0.03223	50	34	N	1500-1600	2950	0.010265909	0.009506669	0.281354402	0.060093677
Tai Tau Leng Roundabout	55	LD	0.03223	50	34	N	1600-1700	3050	0.010294394	0.009532804	0.281680503	0.060272556
Tai Tau Leng Roundabout	55	LD	0.03223	50	32	N	1700-1800	3250	0.01084405	0.009966796	0.298914099	0.064799271
Tai Tau Leng Roundabout	55	LD	0.03223	50	31	N	1800-1900	3400	0.01110074	0.010204287	0.308540261	0.067232904
Tai Tau Leng Roundabout	55	LD	0.03223	50	34	N	1900-2000	3000	0.010281809	0.009521201	0.281391674	0.060164392
Tai Tau Leng Roundabout	55	LD	0.03223	50	39	N	2000-2100	2350	0.009209519	0.008501456	0.246372719	0.05114521
Tai Tau Leng Roundabout	55	LD	0.03223	50	42	N	2100-2200	1850	0.008754526	0.008068639	0.229585185	0.047136221
Tai Tau Leng Roundabout	55	LD	0.03223	50	42	N	2200-2300	1800	0.008743872	0.008058806	0.229283336	0.046990978
Tai Tau Leng Roundabout	55	LD	0.03223	50	45	N	2300-0000	1500	0.008215605	0.007646573	0.215039547	0.043429822
Tai Tau Leng Roundabout	56	LD	0.02826	50	50	N	0000-0100	400	0.00486664	0.004437332	0.136241237	0.014222513
Tai Tau Leng Roundabout	56	LD	0.02826	50	50	N	0100-0200	350	0.004993666	0.004554331	0.136340357	0.01477027
Tai Tau Leng Roundabout	56	LD	0.02826	50	50	N	0200-0300	250	0.004916868	0.004483632	0.136843808	0.01443131
Tai Tau Leng Roundabout	56	LD	0.02826	50	50	N	0300-0400	200	0.005018739	0.004577039	0.138538785	0.014823394
Tai Tau Leng Roundabout	56	LD	0.02826	50	50	N	0400-0500	150	0.004793592	0.004369691	0.135625567	0.013785158
Tai Tau Leng Roundabout	56	LD	0.02826	50	50	N	0500-0600	150	0.004817829	0.004391803	0.133649131	0.013787057
Tai Tau Leng Roundabout	56	LD	0.02826	50	50	N	0600-0700	300	0.004985442	0.004546847	0.136678432	0.014647943
Tai Tau Leng Roundabout	56	LD	0.02826	50	47	N	0700-0800	800	0.005160812	0.004831074	0.143748248	0.015742378
Tai Tau Leng Roundabout	56	LD	0.02826	50	41	N	0800-0900	1450	0.005813128	0.005357184	0.15993173	0.018319967
Tai Tau Leng Roundabout	56	LD	0.02826	50	43	N	0900-1000	1250	0.005604444	0.005155147	0.15386386	0.017363357
Tai Tau Leng Roundabout	56	LD	0.02826	50	43	N	1000-1100	1250	0.005581157	0.005133727	0.153710908	0.017232308
Tai Tau Leng Roundabout	56	LD	0.02826	50	43	N	1100-1200	1250	0.005590909	0.005142723	0.153939869	0.017273958
Tai Tau Leng Roundabout	56	LD	0.02826	50	45	N	1200-1300	1050	0.005331354	0.005000956	0.148904039	0.016455977
Tai Tau Leng Roundabout	56	LD	0.02826	50	46	N	1300-1400	1000	0.004527407	0.004144656	0.133389238	0.011587422
Tai Tau Leng Roundabout	56	LD	0.02826	50	45	N	1400-1500	1100	0.00458457	0.00431692	0.135449005	0.011981936
Tai Tau Leng Roundabout	56	LD	0.02826	50	44	N	1500-1600	1150	0.004750317	0.004362401	0.137424137	0.012257182
Tai Tau Leng Roundabout	56	LD	0.02826	50	44	N	1600-1700	1200	0.004767424	0.004378108	0.13839433	0.012404003
Tai Tau Leng Roundabout	56	LD	0.02826	50	43	N	1700-1800	1300	0.004811424	0.004426629	0.139289753	0.012271924
Tai Tau Leng Roundabout	56	LD	0.02826	50	44	N	1800-1900	1250	0.004712578	0.004327558	0.137583366	0.012082569
Tai Tau Leng Roundabout	56	LD	0.02826	50	44	N	1900-2000	1200	0.004744765	0.004357347	0.13795675	0.012215726
Tai Tau Leng Roundabout	56	LD	0.02826	50	47	N	2000-2100	950	0.004376724	0.004113709	0.131222289	0.011245597
Tai Tau Leng Roundabout	56	LD	0.02826	50	49	N	2100-2200	750	0.004181719	0.003925657	0.127309233	0.010664656
Tai Tau Leng Roundabout	56	LD	0.02826	50	49	N	2200-2300	700	0.004196783	0.003939384	0.127804621	0.01075943
Tai Tau Leng Roundabout	56	LD	0.02826	50	50	N	2300-0000	600	0.004138734	0.003765479	0.124712138	0.010266086
Tai Tau Leng Roundabout	57	LD	0.02888	50	50	N	0000-0100	900	0.006427221	0.005876214	0.167455542	0.027314221
Tai Tau Leng Roundabout	57	LD	0.02888	50	50	N	0100-0200	750	0.005781279	0.005281336	0.150472119	0.019235507
Tai Tau Leng Roundabout	57	LD	0.02888	50	50	N	0200-0300	550	0.005761435	0.005262668	0.150536219	0.019146092
Tai Tau Leng Roundabout	57	LD	0.02888	50	50	N	0300-0400	450	0.005753469	0.005255586	0.149902315	0.019024651
Tai Tau Leng Roundabout	57	LD	0.02888	50	50	N	0400-0500	350	0.00580558	0.005303352	0.149877466	0.019144354
Tai Tau Leng Roundabout	57	LD	0.02888	50	50	N	0500-0600	350	0.006432902	0.005881541	0.166696222	0.027238131

Traffic Data and Composite Emission Factors

Operation (2044 Traffic x 2044 Vehicle EFs)									Composite Emission Factor (g/mile-veh)			
Road Name	Road ID	Road Type	Road Length (km)	Speed Limit (km/hr)	Average Speed (km/hr)	Start Emission Estimated by Broad Brush Approach (Y/N)	Hour	Total Vehicle (Veh/hr)	RSP	FSP	Res NOx	NO2
Tai Tau Leng Roundabout	57	LD	0.02888	50	50	N	0600-0700	700	0.006445294	0.005892983	0.167760787	0.027656561
Tai Tau Leng Roundabout	57	LD	0.02888	50	43	N	0700-0800	1850	0.007194798	0.006620407	0.191255761	0.032445099
Tai Tau Leng Roundabout	57	LD	0.02888	50	35	N	0800-0900	3050	0.008616299	0.007981896	0.230946899	0.041647151
Tai Tau Leng Roundabout	57	LD	0.02888	50	36	N	0900-1000	2850	0.008385294	0.007779199	0.224854566	0.040206386
Tai Tau Leng Roundabout	57	LD	0.02888	50	36	N	1000-1100	2850	0.00838494	0.007778829	0.224691813	0.040152167
Tai Tau Leng Roundabout	57	LD	0.02888	50	37	N	1100-1200	2750	0.008211839	0.007599693	0.219605385	0.039044424
Tai Tau Leng Roundabout	57	LD	0.02888	50	39	N	1200-1300	2350	0.007816117	0.007221529	0.209136635	0.03648613
Tai Tau Leng Roundabout	57	LD	0.02888	50	41	N	1300-1400	2250	0.006776658	0.006243305	0.184682186	0.02868786
Tai Tau Leng Roundabout	57	LD	0.02888	50	39	N	1400-1500	2450	0.007148175	0.006607629	0.193041714	0.03055346
Tai Tau Leng Roundabout	57	LD	0.02888	50	38	N	1500-1600	2600	0.007333475	0.006784238	0.19760517	0.031577534
Tai Tau Leng Roundabout	57	LD	0.02888	50	38	N	1600-1700	2700	0.007316561	0.006768756	0.197277266	0.031408971
Tai Tau Leng Roundabout	57	LD	0.02888	50	36	N	1700-1800	2900	0.007683926	0.007134206	0.206695646	0.033583855
Tai Tau Leng Roundabout	57	LD	0.02888	50	35	N	1800-1900	3100	0.00788894	0.007314597	0.211768668	0.034630492
Tai Tau Leng Roundabout	57	LD	0.02888	50	38	N	1900-2000	2650	0.007302077	0.006755447	0.19708083	0.031319717
Tai Tau Leng Roundabout	57	LD	0.02888	50	42	N	2000-2100	2100	0.006732835	0.006207529	0.181229934	0.028108577
Tai Tau Leng Roundabout	57	LD	0.02888	50	45	N	2100-2200	1650	0.006268926	0.005861392	0.17128216	0.026081689
Tai Tau Leng Roundabout	57	LD	0.02888	50	45	N	2200-2300	1600	0.006262151	0.005855244	0.170894276	0.025938473
Tai Tau Leng Roundabout	57	LD	0.02888	50	47	N	2300-0000	1350	0.006073085	0.005667756	0.164666597	0.024691296
Tai Tau Leng Roundabout	58	LD	0.05305	50	50	N	0000-0100	450	0.006729729	0.006154051	0.180152365	0.034363035
Tai Tau Leng Roundabout	58	LD	0.05305	50	50	N	0100-0200	350	0.005492321	0.005014587	0.145161638	0.017468383
Tai Tau Leng Roundabout	58	LD	0.05305	50	50	N	0200-0300	250	0.00554963	0.005067229	0.145846317	0.017864362
Tai Tau Leng Roundabout	58	LD	0.05305	50	50	N	0300-0400	200	0.005332642	0.004867413	0.142334471	0.016643562
Tai Tau Leng Roundabout	58	LD	0.05305	50	50	N	0400-0500	150	0.005474377	0.004997995	0.143815872	0.017283051
Tai Tau Leng Roundabout	58	LD	0.05305	50	50	N	0500-0600	200	0.006779249	0.006200127	0.180067633	0.033958623
Tai Tau Leng Roundabout	58	LD	0.05305	50	50	N	0600-0700	350	0.006635277	0.006067211	0.179743576	0.033909119
Tai Tau Leng Roundabout	58	LD	0.05305	50	46	N	0700-0800	900	0.007228642	0.006635068	0.195109576	0.037924256
Tai Tau Leng Roundabout	58	LD	0.05305	50	40	N	0800-0900	1400	0.008030031	0.007391604	0.219060687	0.04355947
Tai Tau Leng Roundabout	58	LD	0.05305	50	41	N	0900-1000	1350	0.007842848	0.007224925	0.214155422	0.04238827
Tai Tau Leng Roundabout	58	LD	0.05305	50	41	N	1000-1100	1400	0.007885947	0.007264595	0.21480748	0.042735695
Tai Tau Leng Roundabout	58	LD	0.05305	50	41	N	1100-1200	1350	0.007866731	0.007246989	0.214615163	0.042645942
Tai Tau Leng Roundabout	58	LD	0.05305	50	43	N	1200-1300	1150	0.007588186	0.006987031	0.205945338	0.040585998
Tai Tau Leng Roundabout	58	LD	0.05305	50	44	N	1300-1400	1100	0.006597297	0.006068209	0.182542531	0.031476934
Tai Tau Leng Roundabout	58	LD	0.05305	50	43	N	1400-1500	1200	0.006766358	0.006229867	0.186054538	0.032415342
Tai Tau Leng Roundabout	58	LD	0.05305	50	42	N	1500-1600	1250	0.006936514	0.006395356	0.189324564	0.03310868
Tai Tau Leng Roundabout	58	LD	0.05305	50	42	N	1600-1700	1300	0.006914691	0.006375352	0.189101477	0.032883983
Tai Tau Leng Roundabout	58	LD	0.05305	50	41	N	1700-1800	1400	0.007022952	0.006471221	0.193135909	0.033944847
Tai Tau Leng Roundabout	58	LD	0.05305	50	39	N	1800-1900	1550	0.007329387	0.006773423	0.200991391	0.035538548
Tai Tau Leng Roundabout	58	LD	0.05305	50	42	N	1900-2000	1300	0.006937995	0.006396772	0.189190409	0.033117177
Tai Tau Leng Roundabout	58	LD	0.05305	50	45	N	2000-2100	1000	0.00647938	0.006055945	0.179538867	0.030948747
Tai Tau Leng Roundabout	58	LD	0.05305	50	47	N	2100-2200	800	0.006261443	0.005842208	0.173763495	0.029709263
Tai Tau Leng Roundabout	58	LD	0.05305	50	47	N	2200-2300	800	0.006277842	0.005857224	0.173243162	0.029591475
Tai Tau Leng Roundabout	58	LD	0.05305	50	49	N	2300-0000	650	0.006049347	0.00563721	0.167410803	0.028404922
Po Shek Wu Road Flyover	60	LD	0.31852	50	50	N	0000-0100	250	0.009202696	0.008435296	0.236426281	0.056443235
Po Shek Wu Road Flyover	60	LD	0.31852	50	50	N	0100-0200	200	0.007599532	0.00695956	0.178549362	0.028882333
Po Shek Wu Road Flyover	60	LD	0.31852	50	50	N	0200-0300	150	0.007921207	0.007255888	0.182329116	0.030481893
Po Shek Wu Road Flyover	60	LD	0.31852	50	50	N	0300-0400	150	0.007709353	0.00706082	0.180225767	0.029632513
Po Shek Wu Road Flyover	60	LD	0.31852	50	50	N	0400-0500	100	0.007433093	0.006804966	0.17852556	0.028206827
Po Shek Wu Road Flyover	60	LD	0.31852	50	50	N	0500-0600	100	0.008936896	0.008189758	0.23580089	0.054855585
Po Shek Wu Road Flyover	60	LD	0.31852	50	50	N	0600-0700	200	0.009235446	0.008465793	0.238772898	0.056916012
Po Shek Wu Road Flyover	60	LD	0.31852	50	50	N	0700-0800	550	0.009152001	0.008388512	0.235731398	0.055834098
Po Shek Wu Road Flyover	60	LD	0.31852	50	45	N	0800-0900	950	0.009817175	0.009116885	0.26177369	0.063124555
Po Shek Wu Road Flyover	60	LD	0.31852	50	46	N	0900-1000	850	0.009788352	0.00899464	0.256916159	0.062030909
Po Shek Wu Road Flyover	60	LD	0.31852	50	46	N	1000-1100	850	0.009758515	0.008967104	0.256091483	0.061767958
Po Shek Wu Road Flyover	60	LD	0.31852	50	46	N	1100-1200	850	0.009761669	0.008969904	0.256580385	0.061873338
Po Shek Wu Road Flyover	60	LD	0.31852	50	48	N	1200-1300	700	0.009427956	0.008654263	0.245943475	0.058715999
Po Shek Wu Road Flyover	60	LD	0.31852	50	48	N	1300-1400	700	0.008784797	0.008061252	0.237984319	0.056041848
Po Shek Wu Road Flyover	60	LD	0.31852	50	48	N	1400-1500	750	0.008793584	0.008069106	0.237376904	0.056037712
Po Shek Wu Road Flyover	60	LD	0.31852	50	47	N	1500-1600	800	0.009005567	0.00835441	0.243662696	0.057944785
Po Shek Wu Road Flyover	60	LD	0.31852	50	47	N	1600-1700	800	0.008956257	0.00830922	0.243002817	0.057622433
Po Shek Wu Road Flyover	60	LD	0.31852	50	46	N	1700-1800	900	0.009085069	0.008347201	0.247250165	0.058635322
Po Shek Wu Road Flyover	60	LD	0.31852	50	46	N	1800-1900	900	0.009101082	0.008361958	0.247709359	0.058868194
Po Shek Wu Road Flyover	60	LD	0.31852	50	47	N	1900-2000	800	0.008968214	0.008320341	0.242734877	0.057714375
Po Shek Wu Road Flyover	60	LD	0.31852	50	49	N	2000-2100	650	0.008621079	0.007990972	0.233844153	0.054987663
Po Shek Wu Road Flyover	60	LD	0.31852	50	50	N	2100-2200	500	0.008669134	0.007942756	0.229437511	0.054196848
Po Shek Wu Road Flyover	60	LD	0.31852	50	50	N	2200-2300	500	0.008665899	0.007939827	0.230007605	0.054076823
Po Shek Wu Road Flyover	60	LD	0.31852	50	50	N	2300-0000	400	0.008484687	0.007772649	0.22821898	0.05317234

Appendix 3.9
Surface Parameters for AERMOD Meteorological Data

Land Use for AERMET Surface Roughness

Grid	34,51

Study Area (10km x 10km - Centre of the Site)

Land Type	Area, km^2	Fraction
Urban	39.0	0.39
[1] Shrubland	60.0	0.60
Open water	1.0	0.01

Note:
1. Non-Arid Shrubland

Study Area (1km from the Site)

	Fraction of Area			Distance, km		
Sector, degree	Urban	[1] Shrubland	Openwater	Urban	[1] Shrubland	Openwater
0 - 30	--	1.0	--	--	0.5	--
30 - 60	--	1.0	--	--	0.5	--
60 - 90	--	1.0	--	--	0.5	--
90 - 120	--	1.0	--	--	0.5	--
120 - 150	0.3	0.7	--	0.5	0.5	--
150 - 180	0.4	0.6	--	0.3	0.8	--
180 - 210	1.0	--	--	0.5	--	--
210 - 240	0.4	0.6	--	0.3	0.8	--
240 - 270	0.1	0.9	--	0.2	0.7	--
270 - 300	0.4	0.6	--	0.3	0.8	--
300 - 330	0.4	0.6	--	0.3	0.8	--
330 - 360	0.1	0.9	--	0.2	0.7	--

Note:
1. Non-Arid Shrubland

Summary of Surface Parameters

Sector, degree	[2] Albedo	[3] Bowen ratio	[1] Roughness, m
0 - 30	0.14	0.86	0.30
30 - 60	0.14	0.86	0.30
60 - 90	0.14	0.86	0.30
90 - 120	0.14	0.86	0.30
120 - 150	0.14	0.86	0.45
150 - 180	0.14	0.86	0.67
180 - 210	0.14	0.86	1.00
210 - 240	0.14	0.86	0.67
240 - 270	0.14	0.86	0.45
270 - 300	0.14	0.86	0.67
300 - 330	0.14	0.86	0.67
330 - 360	0.14	0.86	0.45

Note:
1. Average seasonal categories: 1, 2, 3 & 5 as per Table A-3 of USEPA's AERSURFACE user guide. Based on inverse-distacne weighted geometric mean
2. Average seasonal categories: 1, 2, 3 & 5 as per Table A-1 of USEPA's AERSURFACE user guide. Based on arithmetric mean, weighted by land type fraction
3. Average seasonal categories: 1, 2, 3 & 5 as per Table A-2 of USEPA's AERSURFACE user guide. Based on unweighted geometric mean

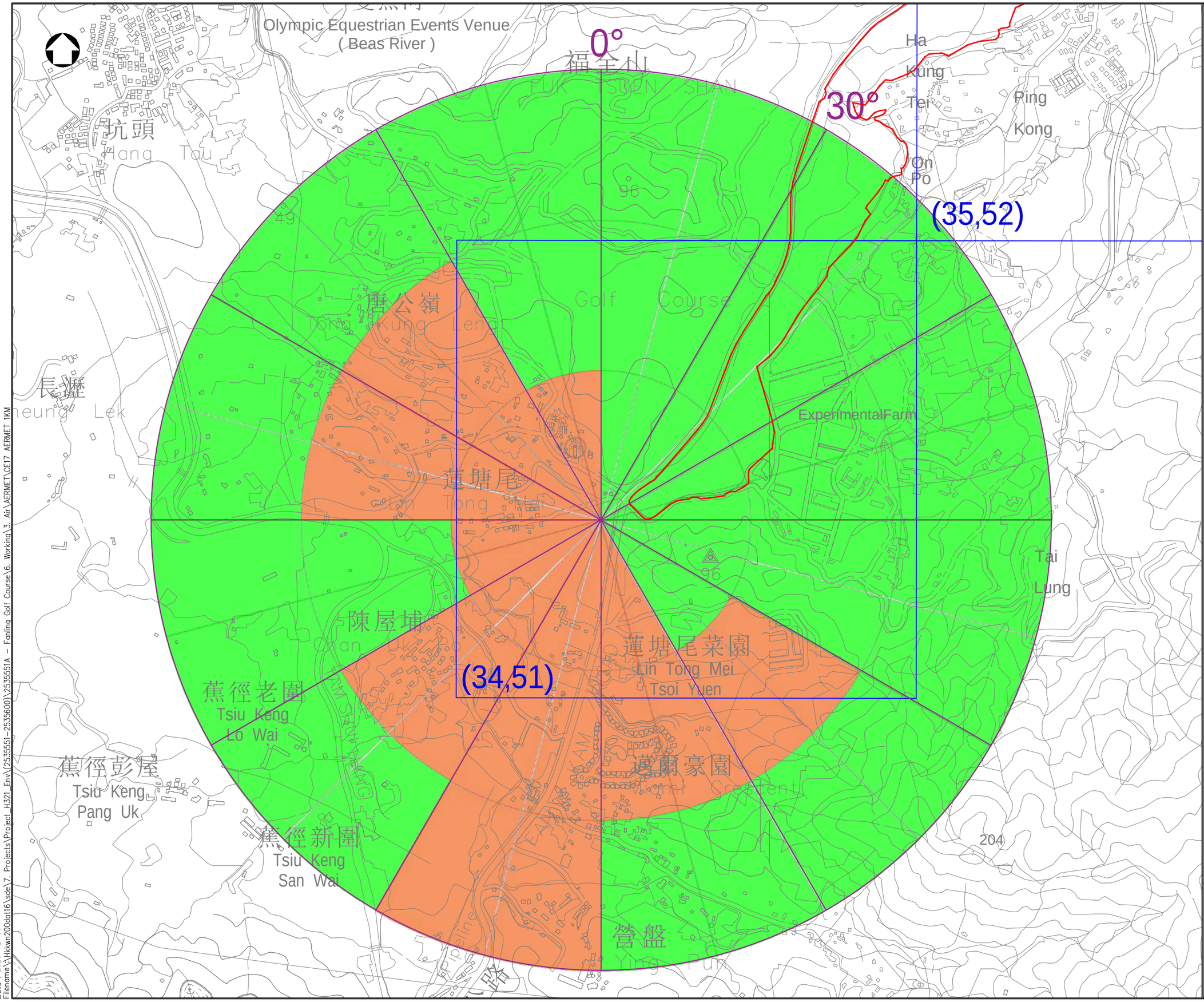

NOTES :

1. ALL DIMENSIONS ARE IN MILLIMETRES UNLESS OTHERWISE STATED.
2. ALL LEVELS ARE IN METRES (M) AND RELATIVE TO HONG KONG PRINCIPAL DATUM (mPD).

LEGEND :

URBAN

GRASSLAND / CONIFEROUS FOREST

Rev	Description	By	Date

Consultant

wsp

Project title

AGREEMENT NO. CE17/2019 (CE)
TECHNICAL STUDY ON PARTIAL DEVELOPMENT OF FANLING GOLF COURSE SITE
– FEASIBILITY STUDY

Drawing title

LAND USE FOR AERMET
SURFACE ROUGHNESS
(34,51)

Drawing no.	Rev.
APPENDIX	–

Drawn	Date	Checked	Approved
DH	DEC2020	MW	DL

Scale	Status
–	

© COPYRIGHT RESERVED

土木工程拓展署
CIVIL ENGINEERING AND DEVELOPMENT DEPARTMENT
NORTH DEVELOPMENT OFFICE

Date : 2020-12-30
Filename:\\Hkkwn200dat16\sde\7. Projects\Project_H321_Env\(2535551-2535600)\2535551A - Fanling Golf Course\6. Working\3. Air\AERMET\CE17 AERMET 1KM

Land Use for AERMET Surface Roughness

Grid	34,52

Study Area (10km x 10km - Centre of the Site)

Land Type	Area, km^2	Fraction
Urban	39.0	0.39
[1] Shrubland	60.0	0.60
Open water	1.0	0.01

Note:
1. Non-Arid Shrubland

Study Area (1km from the Site)

	Fraction of Area			Distance, km		
Sector, degree	Urban	[1] Shrubland	Openwater	Urban	[1] Shrubland	Openwater
0 - 30	0.6	0.4	--	0.8	0.3	--
30 - 60	0.6	0.4	--	0.8	0.3	--
60 - 90	0.6	0.4	--	0.8	0.3	--
90 - 120	0.3	0.7	--	0.5	0.5	--
120 - 150	0.3	0.7	--	0.5	0.5	--
150 - 180	--	1.0	--	--	0.5	--
180 - 210	--	1.0	--	--	0.5	--
210 - 240	--	1.0	--	--	0.5	--
240 - 270	--	1.0	--	--	0.5	--
270 - 300	0.6	0.4	--	0.8	0.3	--
300 - 330	0.6	0.4	--	0.8	0.3	--
330 - 360	0.6	0.4	--	0.8	0.3	--

Note:
1. Non-Arid Shrubland

Summary of Surface Parameters

Sector, degree	[2] Albedo	[3] Bowen ratio	[1] Roughness, m
0 - 30	0.14	0.86	0.45
30 - 60	0.14	0.86	0.45
60 - 90	0.14	0.86	0.45
90 - 120	0.14	0.86	0.45
120 - 150	0.14	0.86	0.45
150 - 180	0.14	0.86	0.30
180 - 210	0.14	0.86	0.30
210 - 240	0.14	0.86	0.30
240 - 270	0.14	0.86	0.30
270 - 300	0.14	0.86	0.45
300 - 330	0.14	0.86	0.45
330 - 360	0.14	0.86	0.45

Note:
1. Average seasonal categories: 1, 2, 3 & 5 as per Table A-3 of USEPA's AERSURFACE user guide. Based on inverse-distacne weighted geometric mean
2. Average seasonal categories: 1, 2, 3 & 5 as per Table A-1 of USEPA's AERSURFACE user guide. Based on arithmetric mean, weighted by land type fraction
3. Average seasonal categories: 1, 2, 3 & 5 as per Table A-2 of USEPA's AERSURFACE user guide. Based on unweighted geometric mean

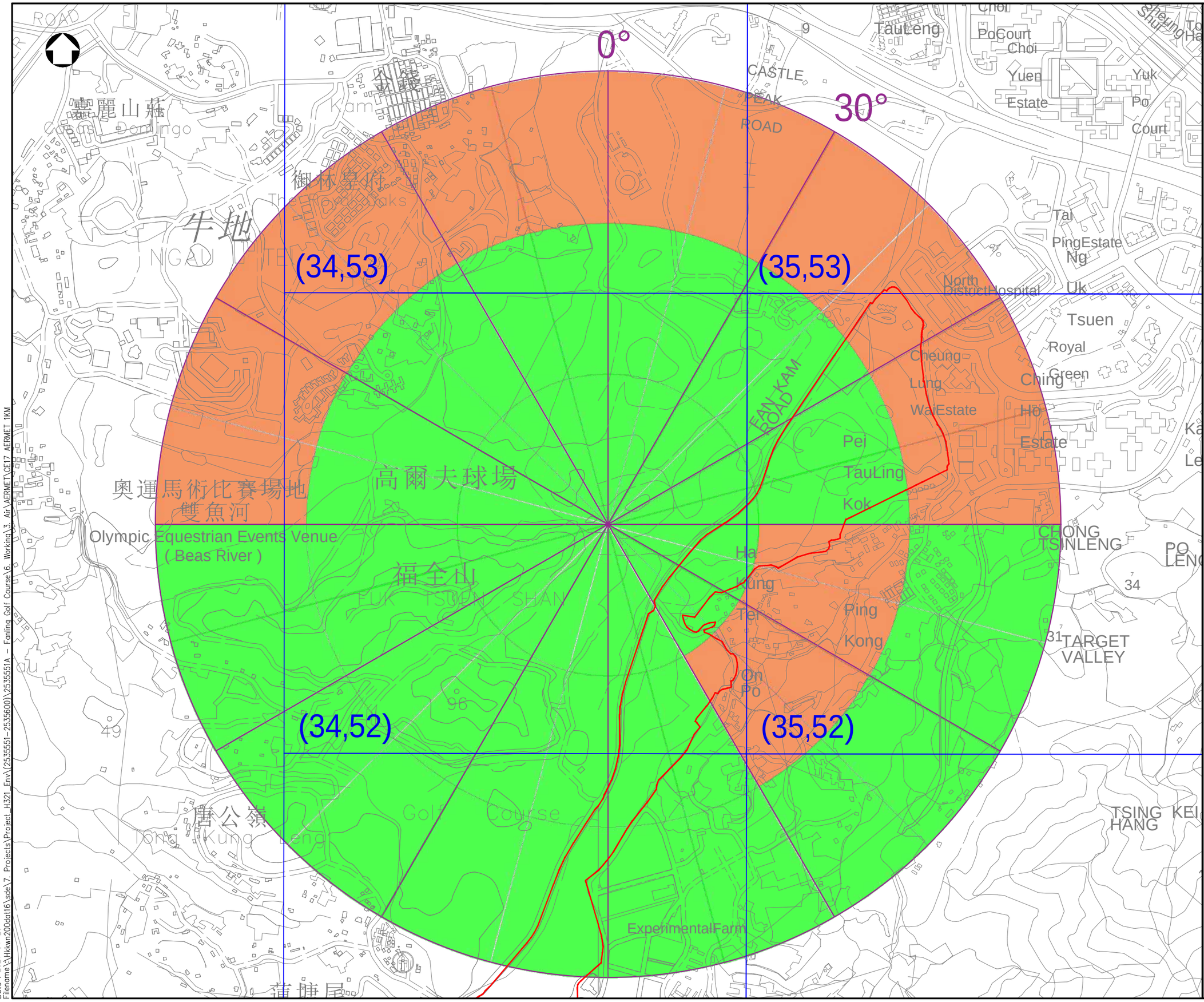

NOTES :

1. ALL DIMENSIONS ARE IN MILLIMETRES UNLESS OTHERWISE STATED.
2. ALL LEVELS ARE IN METRES (M) AND RELATIVE TO HONG KONG PRINCIPAL DATUM (mPD).

LEGEND :

- URBAN
- GRASSLAND / CONIFEROUS FOREST

Rev	Description	By	Date

Consultant

wsp

Project title

AGREEMENT NO. CE17/2019 (CE)
TECHNICAL STUDY ON PARTIAL DEVELOPMENT OF FANLING GOLF COURSE SITE
– FEASIBILITY STUDY

Drawing title

LAND USE FOR AERMET SURFACE ROUGHNESS
(34,52)

Drawing no.	Rev.
APPENDIX	–

Drawn	Date	Checked	Approved
DH	APR2021	MW	DL

Scale	Status
–	

© COPYRIGHT RESERVED

土木工程拓展署
CIVIL ENGINEERING AND DEVELOPMENT DEPARTMENT
NORTH DEVELOPMENT OFFICE

Date : 2021-04-26
Filename:\\Hkkwn200dat16\sde\7. Projects\Project_H321_Env\(2535551-2535600)\2535551A - Fanling Golf Course\6. Working\3. Air\AERMET\CE17 AERMET 1KM

Land Use for AERMET Surface Roughness

Grid	34,53

Study Area (10km x 10km - Centre of the Site)

Land Type	Area, km^2	Fraction
Urban	39.0	0.39
[1] Shrubland	60.0	0.60
Open water	1.0	0.01

Note:
1. Non-Arid Shrubland

Study Area (1km from the Site)

	Fraction of Area			Distance, km		
Sector, degree	Urban	[1] Shrubland	Openwater	Urban	[1] Shrubland	Openwater
0 - 30	0.9	0.1	--	0.7	0.2	--
30 - 60	1.0	--	--	0.5	--	--
60 - 90	0.6	0.4	--	0.8	0.3	--
90 - 120	0.9	0.1	--	0.7	0.2	--
120 - 150	0.7	0.3	--	0.5	0.5	--
150 - 180	0.6	0.4	--	0.8	0.3	--
180 - 210	--	1.0	--	--	0.5	--
210 - 240	--	1.0	--	--	0.5	--
240 - 270	0.6	0.4	--	0.8	0.3	--
270 - 300	0.6	0.4	--	0.8	0.3	--
300 - 330	--	1.0	--	--	0.5	--
330 - 360	0.3	0.7	--	0.5	0.5	--

Note:
1. Non-Arid Shrubland

Summary of Surface Parameters

Sector, degree	[2] Albedo	[3] Bowen ratio	[1] Roughness, m
0 - 30	0.14	0.86	0.67
30 - 60	0.14	0.86	1.00
60 - 90	0.14	0.86	0.45
90 - 120	0.14	0.86	0.67
120 - 150	0.14	0.86	0.67
150 - 180	0.14	0.86	0.45
180 - 210	0.14	0.86	0.30
210 - 240	0.14	0.86	0.30
240 - 270	0.14	0.86	0.45
270 - 300	0.14	0.86	0.45
300 - 330	0.14	0.86	0.30
330 - 360	0.14	0.86	0.45

Note:
1. Average seasonal categories: 1, 2, 3 & 5 as per Table A-3 of USEPA's AERSURFACE user guide. Based on inverse-distacne weighted geometric mean
2. Average seasonal categories: 1, 2, 3 & 5 as per Table A-1 of USEPA's AERSURFACE user guide. Based on arithmetric mean, weighted by land type fraction
3. Average seasonal categories: 1, 2, 3 & 5 as per Table A-2 of USEPA's AERSURFACE user guide. Based on unweighted geometric mean

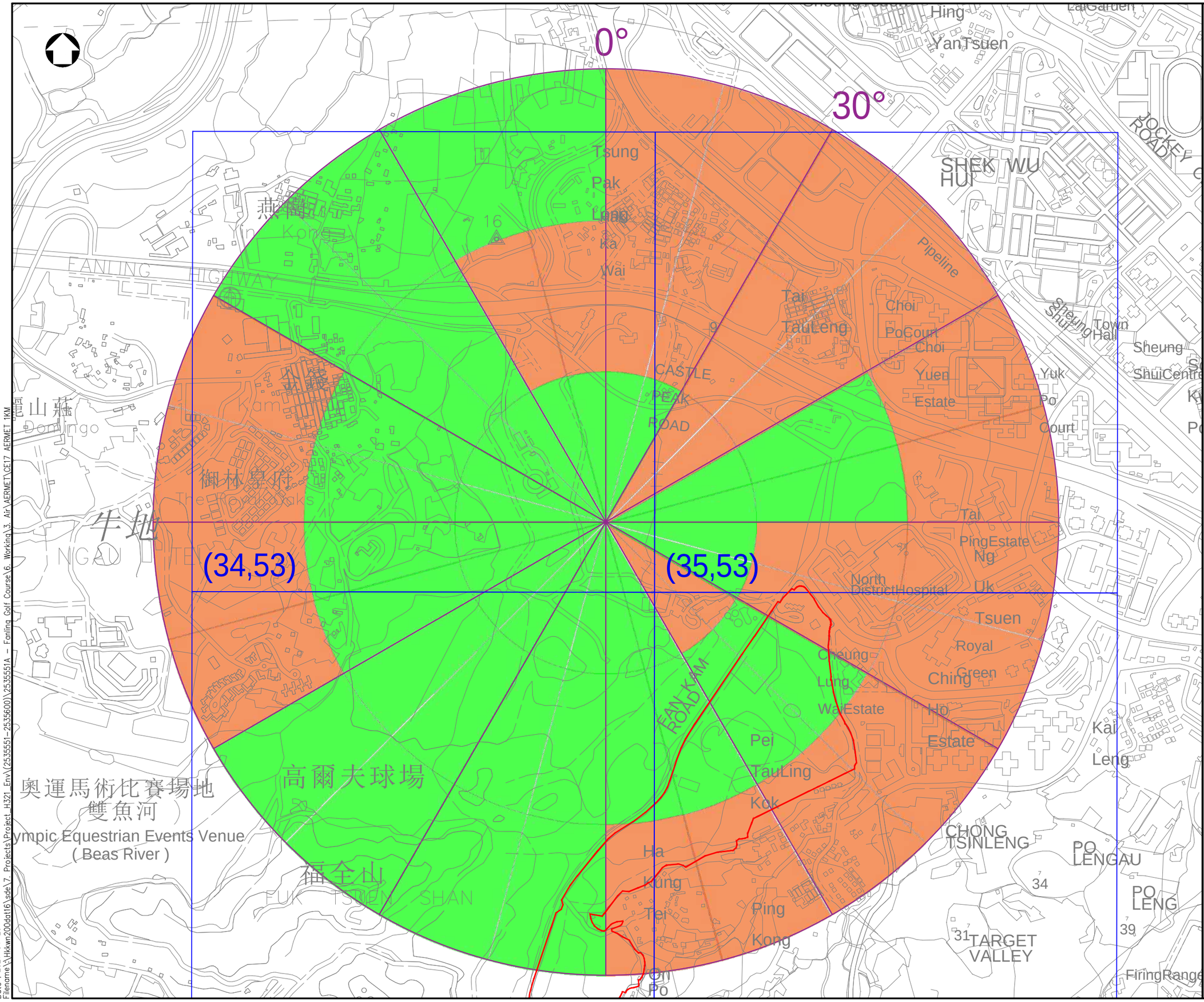

NOTES :

1. ALL DIMENSIONS ARE IN MILLIMETRES UNLESS OTHERWISE STATED.
2. ALL LEVELS ARE IN METRES (M) AND RELATIVE TO HONG KONG PRINCIPAL DATUM (mPD).

LEGEND :

URBAN

GRASSLAND / CONIFEROUS FOREST

Rev	Description	By	Date

Consultant

wsp

Project title

AGREEMENT NO. CE17/2019 (CE)
TECHNICAL STUDY ON PARTIAL DEVELOPMENT OF FANLING GOLF COURSE SITE
– FEASIBILITY STUDY

Drawing title

LAND USE FOR AERMET SURFACE ROUGHNESS
(34,53)

Drawing no. APPENDIX

Rev. –

Drawn	Date	Checked	Approved
DH	APR2021	MW	DL

Scale –

Status

© COPYRIGHT RESERVED

土木工程拓展署
CIVIL ENGINEERING AND DEVELOPMENT DEPARTMENT
NORTH DEVELOPMENT OFFICE

Date : 2021-04-26
Filename:\\Hkkwn200dat16\sde\7. Projects\Project_H321_Env\(2535551-2535600)\2535551A - Fanling Golf Course\6. Working\3. Air\AERMET\CE17 AERMET 1KM

Land Use for AERMET Surface Roughness

Grid	35,51

Study Area (10km x 10km - Centre of the Site)

Land Type	Area, km^2	Fraction
Urban	39.0	0.39
[1] Shrubland	60.0	0.60
Open water	1.0	0.01

Note:
1. Non-Arid Shrubland

Study Area (1km from the Site)

	Fraction of Area			Distance, km		
Sector, degree	Urban	[1] Shrubland	Openwater	Urban	[1] Shrubland	Openwater
0 - 30	0.9	0.1	--	0.7	0.2	--
30 - 60	--	1.0	--	--	0.5	--
60 - 90	--	1.0	--	--	0.5	--
90 - 120	--	1.0	--	--	0.5	--
120 - 150	--	1.0	--	--	0.5	--
150 - 180	--	1.0	--	--	0.5	--
180 - 210	--	1.0	--	--	0.5	--
210 - 240	0.6	0.4	--	0.8	0.3	--
240 - 270	--	1.0	--	--	0.5	--
270 - 300	0.1	0.9	--	0.2	0.7	--
300 - 330	0.1	0.9	--	0.2	0.7	--
330 - 360	0.4	0.6	--	0.3	0.8	--

Note:
1. Non-Arid Shrubland

Summary of Surface Parameters

Sector, degree	[2] Albedo	[3] Bowen ratio	[1] Roughness, m
0 - 30	0.14	0.86	0.67
30 - 60	0.14	0.86	0.30
60 - 90	0.14	0.86	0.30
90 - 120	0.14	0.86	0.30
120 - 150	0.14	0.86	0.30
150 - 180	0.14	0.86	0.30
180 - 210	0.14	0.86	0.30
210 - 240	0.14	0.86	0.45
240 - 270	0.14	0.86	0.30
270 - 300	0.14	0.86	0.45
300 - 330	0.14	0.86	0.45
330 - 360	0.14	0.86	0.67

Note:
1. Average seasonal categories: 1, 2, 3 & 5 as per Table A-3 of USEPA's AERSURFACE user guide. Based on inverse-distacne weighted geometric mean
2. Average seasonal categories: 1, 2, 3 & 5 as per Table A-1 of USEPA's AERSURFACE user guide. Based on arithmetric mean, weighted by land type fraction
3. Average seasonal categories: 1, 2, 3 & 5 as per Table A-2 of USEPA's AERSURFACE user guide. Based on unweighted geometric mean

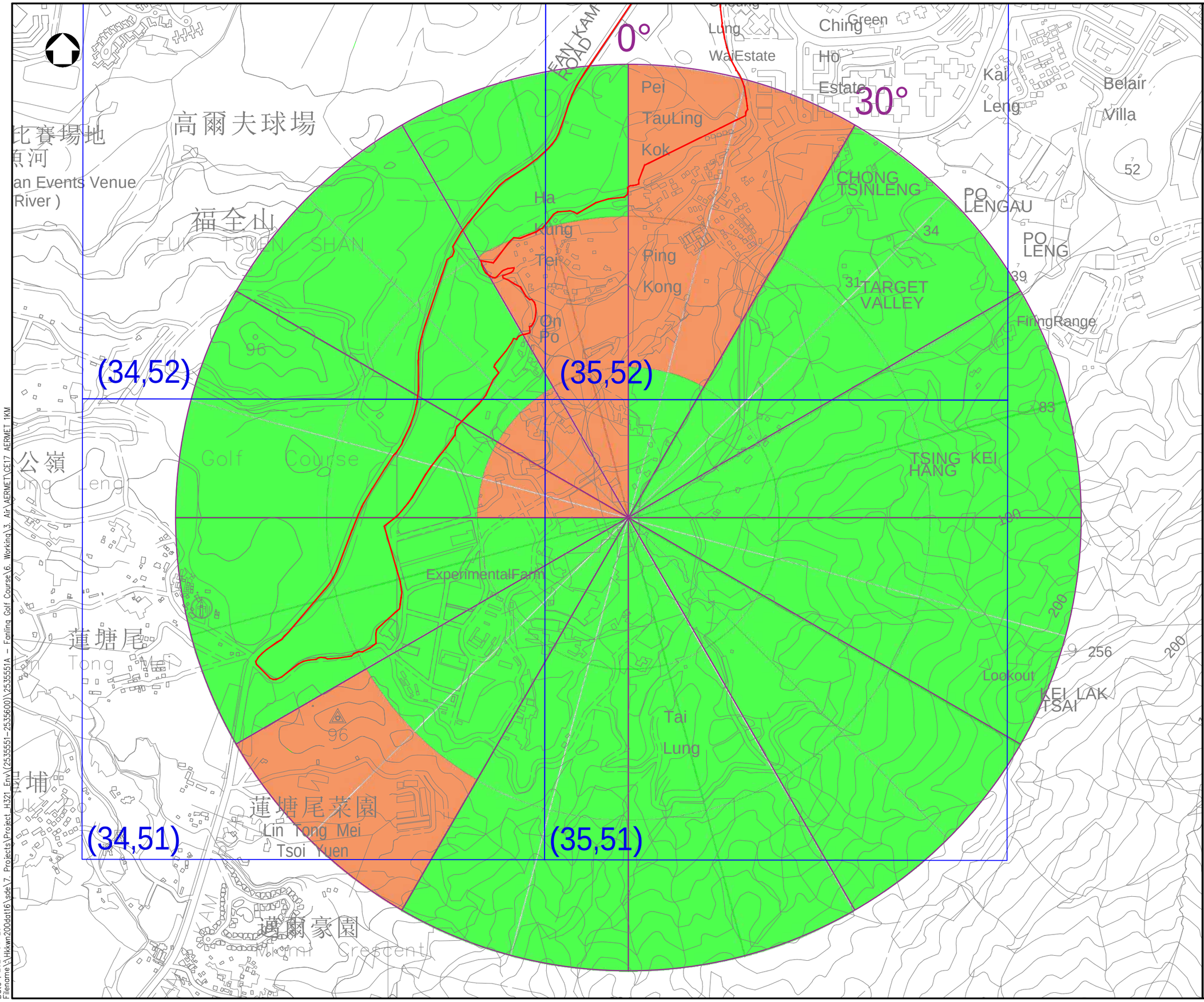

NOTES :

1. ALL DIMENSIONS ARE IN MILLIMETRES UNLESS OTHERWISE STATED.
2. ALL LEVELS ARE IN METRES (M) AND RELATIVE TO HONG KONG PRINCIPAL DATUM (mPD).

LEGEND :

- URBAN
- GRASSLAND / CONIFEROUS FOREST

Rev	Description	By	Date

Consultant

wsp

Project title

AGREEMENT NO. CE17/2019 (CE)
TECHNICAL STUDY ON PARTIAL DEVELOPMENT OF FANLING GOLF COURSE SITE
– FEASIBILITY STUDY

Drawing title

LAND USE FOR AERMET SURFACE ROUGHNESS
(35,51)

Drawing no. APPENDIX

Rev. –

Drawn	Date	Checked	Approved
DH	APR2021	MW	DL

Scale –

Status

© COPYRIGHT RESERVED

土木工程拓展署
CIVIL ENGINEERING AND DEVELOPMENT DEPARTMENT
NORTH DEVELOPMENT OFFICE

Date : 2021-04-26
Filename:\\Hkwn200dat16\sde\7. Projects\Project_H321_Env\(2535551-2535600)\2535551A - Fanling Golf Course\6. Working\3. Air\AERMET\CE17 AERMET 1KM

Land Use for AERMET Surface Roughness

Grid	35,52

Study Area (10km x 10km - Centre of the Site)

Land Type	Area, km^2	Fraction
Urban	39.0	0.39
[1] Shrubland	60.0	0.60
Open water	1.0	0.01

Note:
1. Non-Arid Shrubland

Study Area (1km from the Site)

	Fraction of Area			Distance, km		
Sector, degree	Urban	[1] Shrubland	Openwater	Urban	[1] Shrubland	Openwater
0 - 30	0.9	0.1	--	0.7	0.2	--
30 - 60	1.0	--	--	0.5	--	--
60 - 90	1.0	--	--	0.5	--	--
90 - 120	0.4	0.6	--	0.3	0.8	--
120 - 150	0.1	0.9	--	0.2	0.7	--
150 - 180	0.1	0.9	--	0.2	0.7	--
180 - 210	0.3	0.7	--	0.5	0.5	--
210 - 240	0.3	0.7	--	0.5	0.5	--
240 - 270	--	1.0	--	--	0.5	--
270 - 300	--	1.0	--	--	0.5	--
300 - 330	--	1.0	--	--	0.5	--
330 - 360	0.6	0.4	--	0.8	0.3	--

Note:
1. Non-Arid Shrubland

Summary of Surface Parameters

Sector, degree	[2] Albedo	[3] Bowen ratio	[1] Roughness, m
0 - 30	0.14	0.86	0.67
30 - 60	0.14	0.86	1.00
60 - 90	0.14	0.86	1.00
90 - 120	0.14	0.86	0.67
120 - 150	0.14	0.86	0.45
150 - 180	0.14	0.86	0.45
180 - 210	0.14	0.86	0.45
210 - 240	0.14	0.86	0.45
240 - 270	0.14	0.86	0.30
270 - 300	0.14	0.86	0.30
300 - 330	0.14	0.86	0.30
330 - 360	0.14	0.86	0.45

Note:
1. Average seasonal categories: 1, 2, 3 & 5 as per Table A-3 of USEPA's AERSURFACE user guide. Based on inverse-distacne weighted geometric mean
2. Average seasonal categories: 1, 2, 3 & 5 as per Table A-1 of USEPA's AERSURFACE user guide. Based on arithmetric mean, weighted by land type fraction
3. Average seasonal categories: 1, 2, 3 & 5 as per Table A-2 of USEPA's AERSURFACE user guide. Based on unweighted geometric mean

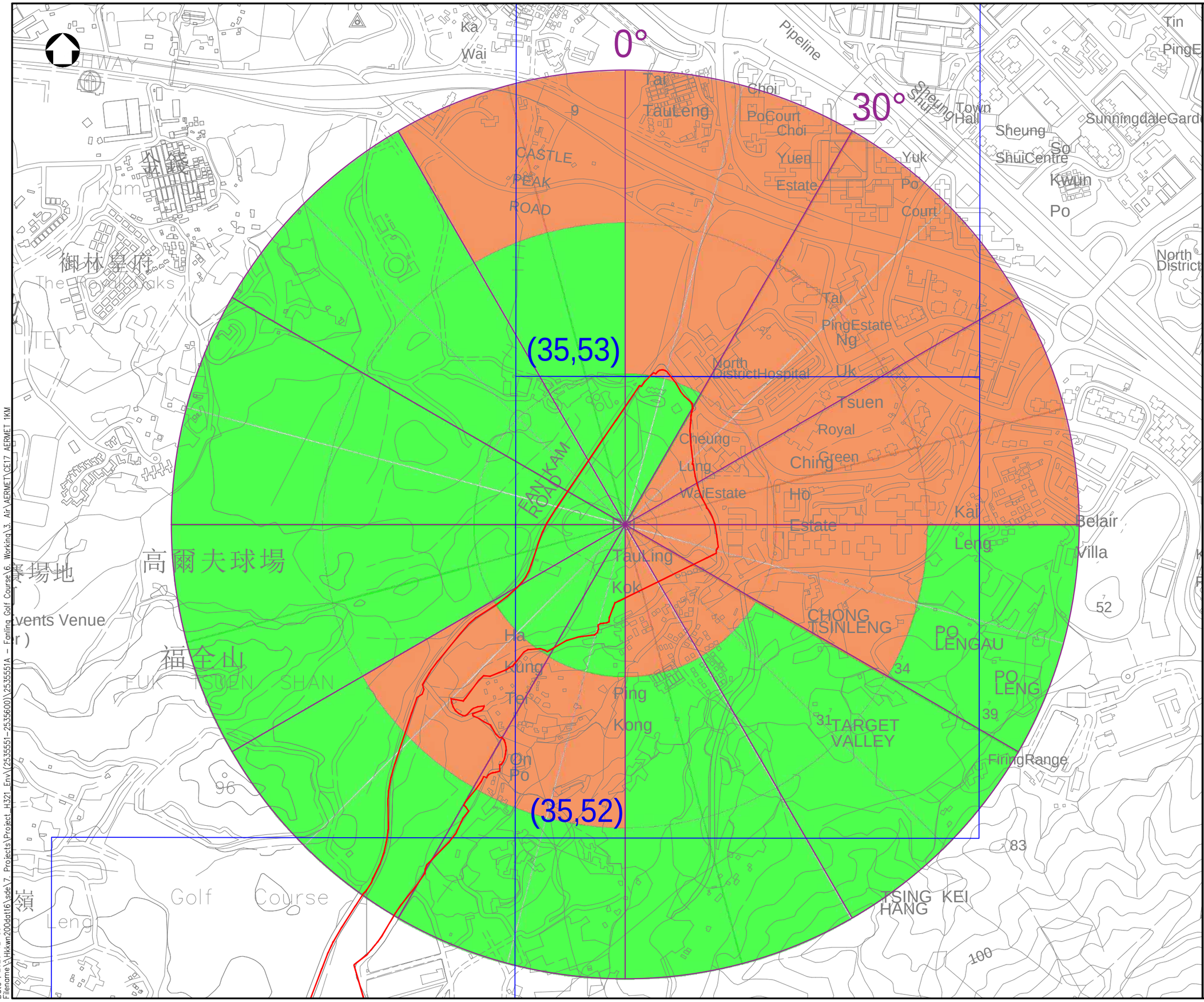

NOTES :

1. ALL DIMENSIONS ARE IN MILLIMETRES UNLESS OTHERWISE STATED.
2. ALL LEVELS ARE IN METRES (M) AND RELATIVE TO HONG KONG PRINCIPAL DATUM (mPD).

LEGEND :

URBAN

GRASSLAND / CONIFEROUS FOREST

Rev	Description	By	Date

Consultant

wsp

Project title

AGREEMENT NO. CE17/2019 (CE)
TECHNICAL STUDY ON PARTIAL DEVELOPMENT OF FANLING GOLF COURSE SITE
– FEASIBILITY STUDY

Drawing title

LAND USE FOR AERMET
SURFACE ROUGHNESS
(35,52)

Drawing no.			Rev.
APPENDIX			–
Drawn DH	Date DEC2020	Checked MW	Approved DL
Scale –		Status	

© COPYRIGHT RESERVED

土木工程拓展署
CIVIL ENGINEERING AND DEVELOPMENT DEPARTMENT
NORTH DEVELOPMENT OFFICE

Date : 2020-12-30
Filename:\\Hkkwn200dat16\sde\7. Projects\Project_H321_Env\(2535551-2535600)\2535551A - Fanling Golf Course\6. Working\3. Air\AERMET\CE17 AERMET 1KM

Land Use for AERMET Surface Roughness

Grid	35,53

Study Area (10km x 10km - Centre of the Site)

Land Type	Area, km^2	Fraction
Urban	39.0	0.39
[1] Shrubland	60.0	0.60
Open water	1.0	0.01

Note:
1. Non-Arid Shrubland

Study Area (1km from the Site)

	Fraction of Area			Distance, km		
Sector, degree	Urban	[1] Shrubland	Openwater	Urban	[1] Shrubland	Openwater
0 - 30	1.0	--	--	0.5	--	--
30 - 60	1.0	--	--	0.5	--	--
60 - 90	1.0	--	--	0.5	--	--
90 - 120	1.0	--	--	0.5	--	--
120 - 150	1.0	--	--	0.5	--	--
150 - 180	1.0	--	--	0.5	--	--
180 - 210	0.3	0.7	--	0.5	0.5	--
210 - 240	0.1	0.9	--	0.2	0.7	--
240 - 270	0.1	0.9	--	0.2	0.7	--
270 - 300	0.4	0.6	--	0.3	0.8	--
300 - 330	0.4	0.6	--	0.3	0.8	--
330 - 360	1.0	--	--	0.5	--	--

Note:
1. Non-Arid Shrubland

Summary of Surface Parameters

Sector, degree	[2] Albedo	[3] Bowen ratio	[1] Roughness, m
0 - 30	0.14	0.86	1.00
30 - 60	0.14	0.86	1.00
60 - 90	0.14	0.86	1.00
90 - 120	0.14	0.86	1.00
120 - 150	0.14	0.86	1.00
150 - 180	0.14	0.86	1.00
180 - 210	0.14	0.86	0.45
210 - 240	0.14	0.86	0.45
240 - 270	0.14	0.86	0.45
270 - 300	0.14	0.86	0.67
300 - 330	0.14	0.86	0.67
330 - 360	0.14	0.86	1.00

Note:
1. Average seasonal categories: 1, 2, 3 & 5 as per Table A-3 of USEPA's AERSURFACE user guide. Based on inverse-distacne weighted geometric mean
2. Average seasonal categories: 1, 2, 3 & 5 as per Table A-1 of USEPA's AERSURFACE user guide. Based on arithmetric mean, weighted by land type fraction
3. Average seasonal categories: 1, 2, 3 & 5 as per Table A-2 of USEPA's AERSURFACE user guide. Based on unweighted geometric mean

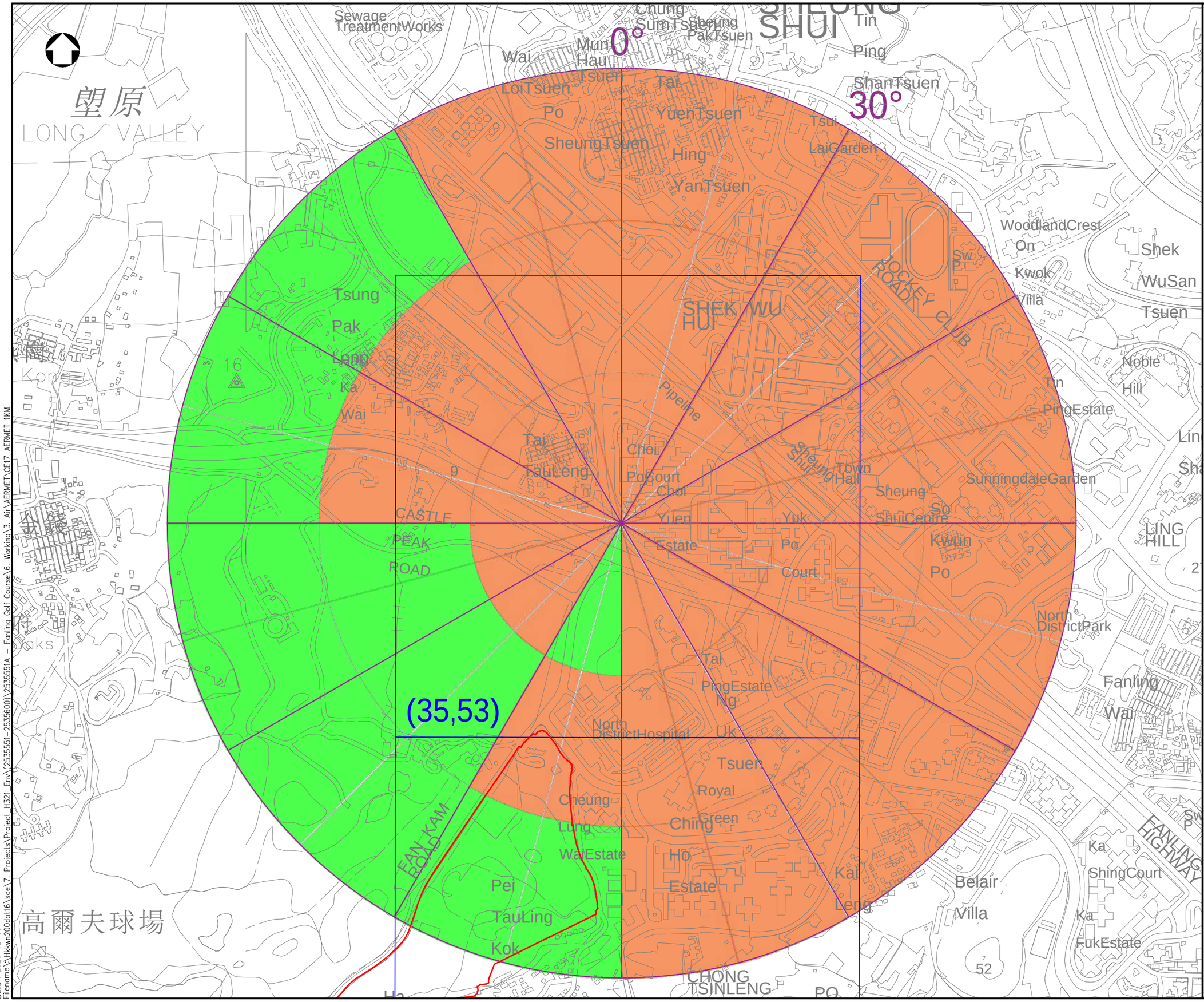

NOTES :

1. ALL DIMENSIONS ARE IN MILLIMETRES UNLESS OTHERWISE STATED.
2. ALL LEVELS ARE IN METRES (M) AND RELATIVE TO HONG KONG PRINCIPAL DATUM (mPD).

LEGEND :

URBAN

GRASSLAND / CONIFEROUS FOREST

Rev	Description	By	Date

Consultant

wsp

Project title

AGREEMENT NO. CE17/2019 (CE)
TECHNICAL STUDY ON PARTIAL DEVELOPMENT OF FANLING GOLF COURSE SITE
– FEASIBILITY STUDY

Drawing title

LAND USE FOR AERMET SURFACE ROUGHNESS
(35,53)

Drawing no.		Rev.
APPENDIX		–

Drawn	Date	Checked	Approved
DH	DEC2020	MW	DL
Scale –		Status	

© COPYRIGHT RESERVED

土木工程拓展署
CIVIL ENGINEERING AND DEVELOPMENT DEPARTMENT
NORTH DEVELOPMENT OFFICE

Date : 2020-12-30
Filename:\\Hkkwn200data16\sde\7. Projects\Project H321 Env\(2535551-2535600)\2535551A - Fanling Golf Course\6. Working\3. Air\AERMET\CE17 AERMET 1KM

Land Use for AERMET Albedo and Bowen Ratios (Refer to Figure B)

W : Water

F : Grassland/Coniferous Forest/Swamp

U : Urban

Albedo Ratio [1], [2]

Land-use	Spring	Summer	Autumn	Average [6]	Number of Grids	Average Albedo Ratio [5]
W	0.12	0.10	0.14	0.12	1	0.14
F [3]	0.12	0.12	0.12	0.12	60	
U	0.14	0.16	0.18	0.16	39	

Bowen Ratio [1], [2]

Land-use	Spring	Summer	Autumn	Average [6]	Number of Grids	Average Albedo Ratio [4]
W	0.1	0.1	0.1	0.1	1	0.86
F [3]	0.7	0.3	0.8	0.6	60	
U	1	2	2	1.6	39	

Note:

[1] For grids with 2 land uses are assumed that each land use occupies 50% of the grid.

[2] Average of Spring, Summer and Autumn of Table 4-2 for Albedo ratio and Table 4-4 for Bowen ratio of User's Guide of AERMET (USEPA, Aug 2019)

[3] Coniferous forest were chosen for conservative case

[4] According to the AERMOD implementation guide, Bowen ratio should be based on a simple unweighted geometric mean (ie. no direction or distance dependency) for a representative domain, with a default domain defined by a 10km by 10km region centred on the measurement site.

[5] According to the AERMOD implementation guide, Albedo should be based on a simple unweighted arithmetic mean (ie. no direction or distance dependency) for a representative domain, with a default domain defined by a 10km by 10km region centred on the measurement site.

[6] Arithmetic mean for default Albedo and Bowen Ratios values in spring, summer and autumn adopted for each land use.

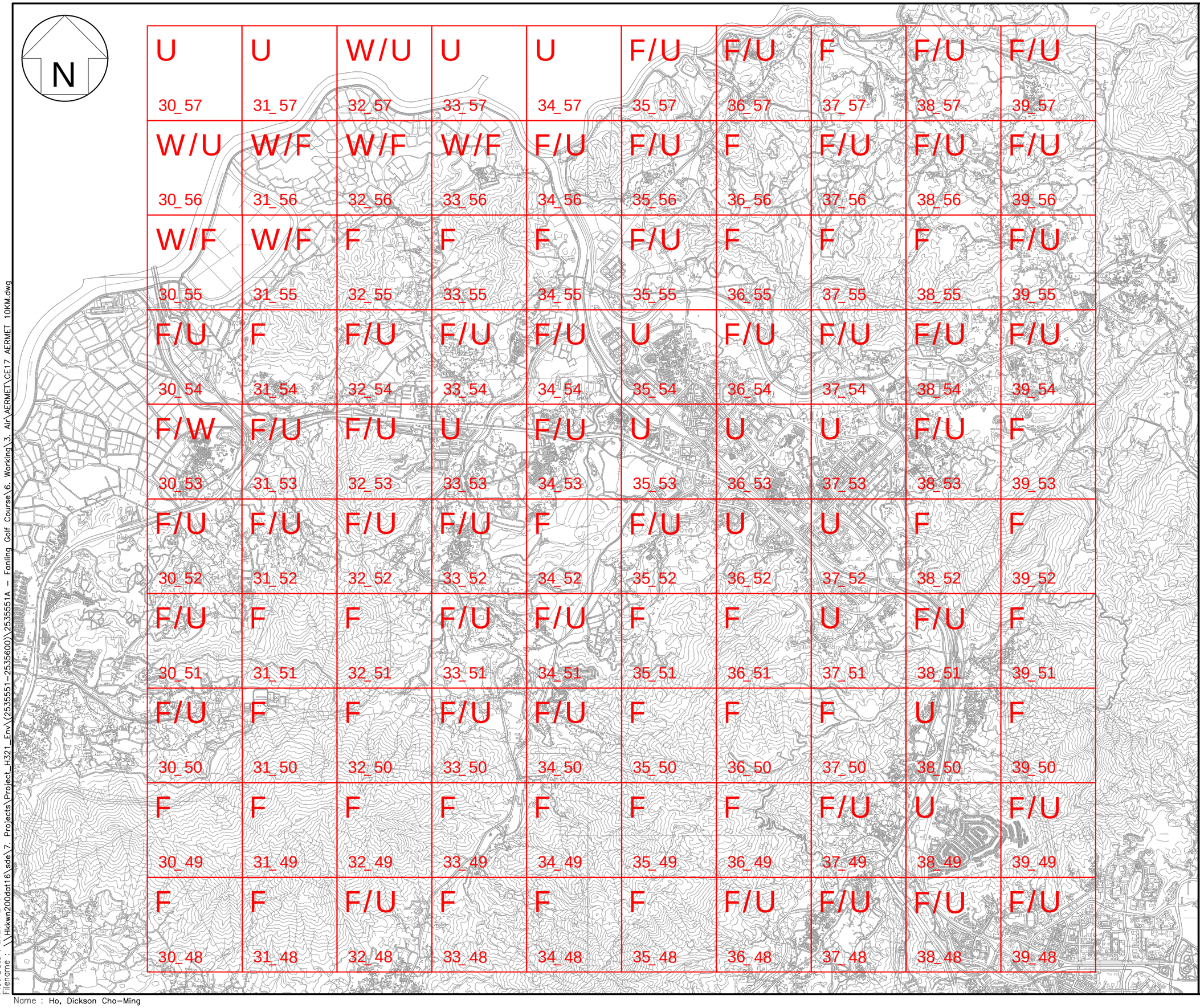

LEGEND :

W : WATER
F : GRASSLAND / CONIFEROUS FOREST
U : URBAN

Rev	Description	By	Date

Consultant

wsp

Project title

AGREEMENT NO. CE17/2019 (CE)
TECHNICAL STUDY ON PARTIAL DEVELOPMENT OF FANLING GOLF COURSE SITE – FEASIBILITY STUDY

Drawing title

LAND USE FOR AERMET
ALBEDO AND BOWEN RATIOS

Drawing no. APPENDIX

Rev. 0

Drawn	Date	Checked	Approved
DH	DEC2020	MW	DL

Scale

Status

© COPYRIGHT RESERVED

土木工程拓展署
CIVIL ENGINEERING AND DEVELOPMENT DEPARTMENT
NORTH DEVELOPMENT OFFICE

Plot Date : 2020-12-30
Filename : \\hkkwn200dat16\sde\7. Projects\Project_H321_Env\(2535551-2535600)\2535551A - Fanling Golf Course\6. Working\3. Air\AERMET\CE17 AERMET 10KM.dwg
Name : Ho, Dickson Cho-Ming

Appendix 3.10
Emission Inventory and Calculation on Chimneys

Calculation of Boiler Emissions in North District Hospital

North District Hospital Boiler (NDHC01-03)

Monthly Consumption	=	5,863,104	MJ		**Note 1**
	=	1,628,640	kWh		1kWh = 3.6MJ
Consumption per Boiler	=	542,880	kWh		3 boilers
Consumption Rate per Boiler	=	0.2027	kWh/s	…(1)	**Note 2**
	=	2,626.84	MJ/hr	…(2)	
NOx Emission Factor	=	220	mg/kWh		**Note 3**
	=	0.22	g/kWh	…(3)	
NOx Emission Rate:	=	**0.0892**	**g/s**	…(4)=(3)*(1)	**Note 4**
PM Emission Factor From Gas Combustion	=	7.6	$lb/10^6scf$		**Note 5**
	=	121.60	$kg/10^6m^3$	…(5)	To convert from $lb/10^6scf$ to $kg/10^6m^3$, multiply by 16.
Heating Value of Natural Gas (Calorific Value)	=	1020	Btu/scf		**Note 6**
	=	38.00	MJ/m^3	…(6)	
PM (TSP/RSP/FSP) Emission Rate	=	16809.72	$kg/10^6hr$	…(7)=(2)/(6)*(5)	**Note 4**
	=	**0.0047**	**g/s**		1kg=1000g; 1hour=3600seconds

Note:

[1] 2019 monthly fuel consumption is provided by North District Hospital. Highest monthly fuel consumption is adopted as conservative approach.

[2] Assume 24 hours operation per day as a conservative approach .

[3] Reference from Section 3.5.1 of AEIAR142/2009 "Provision of a Poultry Slaughtering Centre in Sheung Shui".

[4] The emission rate is multiplied by 2 times as a conservative approach.

[5] The emission factor as PM(Total) on Table 1.4-2 of Chapter 1.4, USEPA AP42, Fifth Edition, Volume I is adopted as Towngas has similar combustion characteristics to natural gas.

[6] Reference from Town Gas Characteristics in Towngas Website. (https://www.towngas.com/en/About-Us/Hong-Kong-Gas-Business/Gas-Production)

Emission Inventory on Chimneys

Building	Model ID	X	Y	Source	Operation	Base	Stack Height	Stack Diameter	Exit Temp.	Stack Velocity	Emission Rates				Use on Phase		Remarks
											NOx	RSP/PM10	FSP/PM2.5	TSP			
(Name)	(#)	(HK1980)	(HK1980)	(Type)	(Hours)	(mPD)	(mAG)	(m)	(K)	(m/s)	(g/s)	(g/s)	(g/s)	(g/s)	Design/Base	Construction	
North District Hospital	NDHC01	830849.00	839680.00	POINT	24-Hour	15.2	64.52	0.60	333	7	0.0892	0.0047	0.0047	0.0047	✓	✓	[1],[3],[4]
	NDHC02	830850.00	839681.00	POINT	24-Hour	15.2	64.52	0.60	333	7	0.0892	0.0047	0.0047	0.0047	✓	✓	
	NDHC03	830851.00	839682.00	POINT	24-Hour	15.2	64.52	0.60	333	7	0.0892	0.0047	0.0047	0.0047	✓	✓	
North District Hospital Expansion	NDHE01	830778.00	839734.00	POINT	24-Hour	12.0	64.52	0.60	333	7	0.0892	0.0047	0.0047	0.0047	✓		[2],[3],[4]
	NDHE02	830780.00	839732.00	POINT	24-Hour	12.0	64.52	0.60	333	7	0.0892	0.0047	0.0047	0.0047	✓		
	NDHE03	830782.00	839730.00	POINT	24-Hour	12.0	64.52	0.60	333	7	0.0892	0.0047	0.0047	0.0047	✓		
									Use on Design/Base Phase		✓	✓	✓				
									Use on Construction Phase			✓	✓	✓			

Note:

[1] Information provided by North District Hospital.

[2] No information on North District Hospital Expansion, for conservative, assume the same as North District Hospital.

[3] For those chimneys where the operators did not provide any information, their exit velocities and temperatures are assumed to be 7m/s and 373K advised by EPD.

[4] For Hospital Boilers, for conservative approach, assume PM listed = TSP = RSP = FSP as no reference shall be made on Hong Kong situations.

Appendix 3.11
Emission Inventory and Calculation on PTIs

Year 2029 Traffic Data for PTI **Legend:** **P2** Tai Ping Estate PTI
P4 Ching Ho Estate PTI
P6 Proposed PTI

Design Phase

Starting Hour	Ending Hour	P2 FBDD		P4 TAXI	P4 PLB	P4 FBSD	P4 FBDD		P6 TAXI	P6 PLB	P6 FBDD
0:00	1:00	20		4	0	1	15		6	0	14
1:00	2:00	0		10	0	0	2		10	0	0
2:00	3:00	0		10	0	0	2		10	0	0
3:00	4:00	0		10	0	0	0		10	0	0
4:00	5:00	0		10	0	0	0		10	0	0
5:00	6:00	20		2	0	4	8		3	1	6
6:00	7:00	40		11	7	3	37		13	3	34
7:00	8:00	50		10	8	3	37		12	4	34
8:00	9:00	50		10	8	3	37		12	4	34
9:00	10:00	40		10	8	3	29		13	4	20
10:00	11:00	40		10	8	3	29		12	4	20
11:00	12:00	30		10	8	3	29		13	4	20
12:00	13:00	30		10	8	3	29		12	4	20
13:00	14:00	30		7	6	2	29		9	5	20
14:00	15:00	30		7	5	2	29		8	4	20
15:00	16:00	40		7	6	2	29		8	4	37
16:00	17:00	40		8	6	2	37		8	5	37
17:00	18:00	50		7	5	2	38		8	5	37
18:00	19:00	50		7	6	2	38		8	5	37
19:00	20:00	40		7	6	2	38		8	4	20
20:00	21:00	40		7	6	2	29		9	4	20
21:00	22:00	40		8	6	2	29		8	4	20
22:00	23:00	30		6	6	2	29		8	4	20
23:00	0:00	20		8	0	2	29		9	0	20

Base Phase

Starting Hour	Ending Hour	P2 FBDD		P4 TAXI	P4 PLB	P4 FBSD	P4 FBDD
0:00	1:00	20		4	0	1	15
1:00	2:00	0		10	0	0	2
2:00	3:00	0		10	0	0	2
3:00	4:00	0		10	0	0	0
4:00	5:00	0		10	0	0	0
5:00	6:00	20		2	0	4	8
6:00	7:00	40		11	7	3	37
7:00	8:00	50		10	8	3	37
8:00	9:00	50		10	8	3	37
9:00	10:00	40		10	8	3	29
10:00	11:00	40		10	8	3	29
11:00	12:00	30		10	8	3	29
12:00	13:00	30		10	8	3	29
13:00	14:00	30		7	6	2	29
14:00	15:00	30		7	5	2	29
15:00	16:00	40		7	6	2	29
16:00	17:00	40		8	6	2	37
17:00	18:00	50		7	5	2	38
18:00	19:00	50		7	6	2	38
19:00	20:00	40		7	6	2	38
20:00	21:00	40		7	6	2	29
21:00	22:00	40		8	6	2	29
22:00	23:00	30		6	6	2	29
23:00	0:00	20		8	0	2	29

Construction Phase

Starting Hour	Ending Hour	P2 FBDD		P4 TAXI	P4 PLB	P4 FBSD	P4 FBDD
0:00	1:00	20		4	0	1	15
1:00	2:00	0		10	0	0	2
2:00	3:00	0		10	0	0	2
3:00	4:00	0		10	0	0	0
4:00	5:00	0		10	0	0	0
5:00	6:00	20		2	0	4	8
6:00	7:00	40		11	7	3	37
7:00	8:00	50		10	8	3	37
8:00	9:00	50		10	8	3	37
9:00	10:00	40		10	8	3	29
10:00	11:00	40		10	8	3	29
11:00	12:00	30		10	8	3	29
12:00	13:00	30		10	8	3	29
13:00	14:00	30		7	6	2	29
14:00	15:00	30		7	5	2	29
15:00	16:00	40		7	6	2	29
16:00	17:00	40		8	6	2	37
17:00	18:00	50		7	5	2	38
18:00	19:00	50		7	6	2	38
19:00	20:00	40		7	6	2	38
20:00	21:00	40		7	6	2	29
21:00	22:00	40		8	6	2	29
22:00	23:00	30		6	6	2	29
23:00	0:00	20		8	0	2	29

Emission Inventory on Public Transport Interchanges (PTI) EMFAC Year 2024

Construction Phase

PTI	Type	Source ID	Vehicle Type	Distance Range (m)	Base Elevation (mAG)	Length of Portal (m)	Average Vehicle Height (m)	Length of Portal/4.3 Initial Lateral Dimension Coefficient σy (#) (m)	Average Vehicle Height*1.7/2.15 Initial Vertical Dimension Coefficient σz (#) (m)	Average Vehicle Height*1.7/2.15 Release Height (#) (m)	Area (m2)	Baseline Emission Rate (g/s)				Baseline Emission Rate (g/s/m2)				Remark
													TSP	RSP	FSP		TSP	RSP	FSP	
Tai Ping Estate PTI	AREA_POLY	**P2AB**	FBDD	0-80	10.80	-	4.40	-	-	3.48	3196.9		9.2170E-04	9.2170E-04	8.5145E-04		2.8831E-07	2.8831E-07	2.6634E-07	
Tai Ping Estate PTI - Spread Distance	AREA_POLY	**P2WB**	FBDD	80-700	12.00	-	4.40	-	-	3.48	8408.7		0	0	0		0	0	0	
Ching Ho Estate PTI	AREA_POLY	**P4AB**	FBDD	0-100	11.50	-	4.40	-	-	3.48	1975.7		7.5431E-04	7.5431E-04	6.9655E-04		3.8179E-07	3.8179E-07	3.5256E-07	
	AREA_POLY	**P4AC**	FBSD	0-100	11.50	-	3.80	-	-	3.00	1975.7		4.8230E-05	4.8230E-05	4.4480E-05		2.4412E-08	2.4412E-08	2.2513E-08	
	AREA_POLY	**P4AM**	PLB DIESEL	0-100	11.50	-	2.65	-	-	2.10	1975.7		2.5948E-05	2.5948E-05	2.3978E-05		1.3134E-08	1.3134E-08	1.2136E-08	
	AREA_POLY	**P4AP**	PLB LPG	0-100	11.50	-	2.65	-	-	2.10	1975.7		7.4757E-07	7.4757E-07	7.4757E-07		3.7838E-10	3.7838E-10	3.7838E-10	
	AREA_POLY	**P4AT**	TAXI LPG	0-100	11.50	-	1.53	-	-	1.21	1975.7		7.9411E-06	7.9411E-06	7.9411E-06		4.0194E-09	4.0194E-09	4.0194E-09	
	AREA_POLY	**P4AU**	TAXI PETROL	0-100	11.50	-	1.53	-	-	1.21	1975.7		1.1396E-09	1.0965E-09	1.0318E-09		5.7680E-13	5.5498E-13	5.2226E-13	
Ching Ho Estate PTI - Spread Distance on Ching Hiu Road Westbound	AREA_POLY	**P4WB**	FBDD	100-700	12.00	-	4.40	-	-	3.48	8223.3		0	0	0		0	0	0	
	AREA_POLY	**P4WC**	FBSD	100-700	12.00	-	3.80	-	-	3.00	8223.3		0	0	0		0	0	0	
	AREA_POLY	**P4WM**	PLB DIESEL	100-700	12.00	-	2.65	-	-	2.10	8223.3		0	0	0		0	0	0	
	AREA_POLY	**P4WP**	PLB LPG	100-150	12.00	-	2.65	-	-	2.10	713.7		0	0	0		0	0	0	
	AREA_POLY	**P4WT**	TAXI LPG	100-150	12.00	-	1.53	-	-	1.21	713.7		0	0	0		0	0	0	
Ching Ho Estate PTI - Spread Distance on Ching Hiu Road Eastbound	AREA_POLY	**P4EB**	FBDD	100-200	11.00	-	4.40	-	-	3.48	1342.2		0	0	0		0	0	0	
	AREA_POLY	**P4EC**	FBSD	100-200	11.00	-	3.80	-	-	3.00	1342.2		0	0	0		0	0	0	
	AREA_POLY	**P4ET**	TAXI LPG	100-150	11.00	-	1.53	-	-	1.21	929.3		0	0	0		0	0	0	

Note: = Used in Model

(#) Reference from Appendix J.3.3 of "Transportation Conformity Guidance for Quantitative Hot-spot Analyses in PM2.5 and PM10 Nonattainment and Maintenance Areas" (2013) from USEPA

(#) For Opened-Area PTI and Spread Distances, reference from Appendix J.3.3 of "Transportation Conformity Guidance for Quantitative Hot-spot Analyses in PM2.5 and PM10 Nonattainment and Maintenance Areas" (2013) from USEPA

(*) For simipification, sources with emission rate = 0 are removed in the model to enhance running efficiency.

Frequency Breakdown

*Frequency data extracted from KMB APP1933 as at 7-Apr-2021.

		Tai Ping Estate PTI (P2)				
Start Hour	**End Hour**	**Number of Terminating Buses**	**Number of Bypass Buses**	**Total Number of Buses**	**Ratio of Treminating Buses**	**Ratio of Bypass Buses**
0:00	1:00	3	12	**15**	0.20	0.80
1:00	2:00	0	0	**0**	0.00	0.00
2:00	3:00	0	0	**0**	0.00	0.00
3:00	4:00	0	0	**0**	0.00	0.00
4:00	5:00	0	0	**0**	0.00	0.00
5:00	6:00	2	9	**13**	0.18	0.82
6:00	7:00	6	30	**42**	0.17	0.83
7:00	8:00	14	34	**62**	0.29	0.71
8:00	9:00	12	32	**56**	0.27	0.73
9:00	10:00	12	31	**55**	0.28	0.72
10:00	11:00	12	29	**53**	0.29	0.71
11:00	12:00	12	19	**43**	0.39	0.61
12:00	13:00	12	19	**43**	0.39	0.61
13:00	14:00	12	19	**43**	0.39	0.61
14:00	15:00	12	19	**43**	0.39	0.61
15:00	16:00	12	27	**51**	0.31	0.69
16:00	17:00	12	28	**52**	0.30	0.70
17:00	18:00	12	28	**52**	0.30	0.70
18:00	19:00	12	28	**52**	0.30	0.70
19:00	20:00	12	27	**51**	0.31	0.69
20:00	21:00	12	27	**51**	0.31	0.69
21:00	22:00	12	25	**49**	0.32	0.68
22:00	23:00	12	25	**49**	0.32	0.68
23:00	0:00	5	14	**24**	0.26	0.74

		Ching Ho Estate PTI (P4)								
Start Hour	**End Hour**	**Number of Terminating Buses**	**Number of Bypass Buses**	**Total Number of Buses**	**Ratio of Treminating Buses**	**Ratio of Bypass Buses**	**Number of Buses to Ching Hiu Road Westbound**	**Number of Buses to Ching Hiu Road Eastbound**	**Ratio of Buses to Ching Hiu Road Westbound**	**Ratio of Buses to Ching Hiu Road Eastbound**
0:00	1:00	5	1	**6**	0.83	0.17	*2*	*3*	0.40	0.60
1:00	2:00	0	2	**2**	0.00	1.00	*0*	*0*	0.00	0.00
2:00	3:00	0	2	**2**	0.00	1.00	*0*	*0*	0.00	0.00
3:00	4:00	0	0	**0**	0.00	0.00	*0*	*0*	0.00	0.00
4:00	5:00	0	0	**0**	0.00	0.00	*0*	*0*	0.00	0.00
5:00	6:00	8	0	**8**	1.00	0.00	*2*	*6*	0.25	0.75
6:00	7:00	18	8	**26**	0.69	0.31	*4*	*14*	0.22	0.78
7:00	8:00	19	17	**36**	0.53	0.47	*4*	*15*	0.21	0.79
8:00	9:00	18	6	**24**	0.75	0.25	*4*	*14*	0.22	0.78
9:00	10:00	18	7	**25**	0.72	0.28	*4*	*14*	0.22	0.78
10:00	11:00	18	6	**24**	0.75	0.25	*4*	*14*	0.22	0.78
11:00	12:00	18	6	**24**	0.75	0.25	*4*	*14*	0.22	0.78
12:00	13:00	18	6	**24**	0.75	0.25	*4*	*14*	0.22	0.78
13:00	14:00	18	6	**24**	0.75	0.25	*4*	*14*	0.22	0.78
14:00	15:00	18	6	**24**	0.75	0.25	*4*	*14*	0.22	0.78
15:00	16:00	18	9	**27**	0.67	0.33	*4*	*14*	0.22	0.78
16:00	17:00	18	8	**26**	0.69	0.31	*4*	*14*	0.22	0.78
17:00	18:00	19	9	**28**	0.68	0.32	*4*	*15*	0.21	0.79
18:00	19:00	19	5	**24**	0.79	0.21	*4*	*15*	0.21	0.79
19:00	20:00	18	7	**25**	0.72	0.28	*4*	*14*	0.22	0.78
20:00	21:00	18	7	**25**	0.72	0.28	*4*	*14*	0.22	0.78
21:00	22:00	18	7	**25**	0.72	0.28	*4*	*14*	0.22	0.78
22:00	23:00	18	6	**24**	0.75	0.25	*4*	*14*	0.22	0.78
23:00	0:00	16	4	**20**	0.80	0.20	*4*	*12*	0.25	0.75

TSP Running Emissions Factor (g/km-veh) at different speeds Extracted from EMFAC **TEMP (°C)** 7 **RH (%)** 25

Speed (kph)	PC	TAXI	LGV3	LGV4	LGV6	HGV7	HGV8	PLB	PV4	PV5	NFB6	NFB7	NFB8	FBSD	FBDD	MC	HGV9	NFB9	Total
10	0.0102	0	0.0334	0.0279	0.0704	0.1267	0.2291	0.0389	0.0253	0.0688	0.1195	0.0943	0.4629	0.2806	0.3515	0.0165	0.2784	0.3166	

RSP Running Emissions Factor (g/km-veh) at different speeds Extracted from EMFAC

Speed (kph)	PC	TAXI	LGV3	LGV4	LGV6	HGV7	HGV8	PLB	PV4	PV5	NFB6	NFB7	NFB8	FBSD	FBDD	MC	HGV9	NFB9	Total
10	0.0099	0	0.0333	0.0279	0.0704	0.1267	0.2291	0.0389	0.025	0.0688	0.1195	0.0943	0.4629	0.2806	0.3515	0.0152	0.2784	0.3166	

FSP Running Emissions Factor (g/km-veh) at different speeds Extracted from EMFAC

Speed (kph)	PC	TAXI	LGV3	LGV4	LGV6	HGV7	HGV8	PLB	PV4	PV5	NFB6	NFB7	NFB8	FBSD	FBDD	MC	HGV9	NFB9	Total
10	0.0091	0	0.0305	0.0257	0.0647	0.1166	0.2107	0.0358	0.0231	0.0633	0.1099	0.0868	0.4259	0.2581	0.3234	0.0123	0.2562	0.2913	

TSP Start Emissions (g/trip) Extracted from EMFAC

Soak Time (min.)	PC	TAXI	LGV3	LGV4	LGV6	HGV7	HGV8	PLB	PV4	PV5	NFB6	NFB7	NFB8	FBSD	FBDD	MC	HGV9	NFB9
5	0.0004	0	0.0004	0	0	0	0	0	0.0003	0	0	0	0	0	0	0.0052	0	0
10	0.0008	0	0.0004	0	0	0	0	0	0.0005	0	0	0	0	0	0	0.0049	0	0
20	0.0016	0	0.0004	0	0	0	0	0	0.001	0	0	0	0	0	0	0.0043	0	0
30	0.0024	0	0.0004	0.0001	0	0	0	0	0.0015	0	0	0	0	0	0	0.0038	0	0
40	0.0031	0	0.0005	0.0001	0	0	0	0	0.0019	0	0	0	0	0	0	0.0035	0	0
50	0.0038	0	0.0005	0.0001	0	0	0	0	0.0023	0	0	0	0	0	0	0.0033	0	0
60	0.0044	0	0.0005	0.0001	0	0	0	0	0.0027	0	0	0	0	0	0	0.0033	0	0
120	0.0073	0	0.0008	0.0002	0	0	0	0	0.0042	0	0	0	0	0	0	0.0061	0	0
180	0.0082	0	0.001	0.0002	0	0	0	0	0.0045	0	0	0	0	0	0	0.008	0	0
240	0.009	0	0.0011	0.0003	0	0	0	0	0.0049	0	0	0	0	0	0	0.0098	0	0
300	0.0096	0	0.0013	0.0003	0	0	0	0	0.0052	0	0	0	0	0	0	0.0113	0	0
360	0.0102	0	0.0014	0.0003	0	0	0	0	0.0055	0	0	0	0	0	0	0.0127	0	0
420	0.0107	0	0.0015	0.0003	0	0	0	0	0.0057	0	0	0	0	0	0	0.0138	0	0
480	0.0111	0	0.0016	0.0003	0	0	0	0	0.0059	0	0	0	0	0	0	0.0148	0	0
540	0.0114	0	0.0017	0.0003	0	0	0	0	0.0061	0	0	0	0	0	0	0.0156	0	0
600	0.0116	0	0.0017	0.0003	0	0	0	0	0.0062	0	0	0	0	0	0	0.0162	0	0
660	0.0117	0	0.0018	0.0003	0	0	0	0	0.0063	0	0	0	0	0	0	0.0165	0	0
720	0.0117	0	0.0018	0.0003	0	0	0	0	0.0063	0	0	0	0	0	0	0.0167	0	0
MAX	**0.0117**	**0.0000**	**0.0018**	**0.0003**	**0.0000**	**0.0000**	**0.0000**	**0.0000**	**0.0063**	**0.0000**	**0.0000**	**0.0000**	**0.0000**	**0.0000**	**0.0000**	**0.0167**	**0.0000**	**0.0000**

RSP Start Emissions (g/trip) Extracted from EMFAC

Soak Time (min.)	PC	TAXI	LGV3	LGV4	LGV6	HGV7	HGV8	PLB	PV4	PV5	NFB6	NFB7	NFB8	FBSD	FBDD	MC	HGV9	NFB9
5	0.0004	0	0.0004	0	0	0	0	0	0.0003	0	0	0	0	0	0	0.0047	0	0
10	0.0008	0	0.0004	0	0	0	0	0	0.0005	0	0	0	0	0	0	0.0044	0	0
20	0.0016	0	0.0004	0	0	0	0	0	0.001	0	0	0	0	0	0	0.0039	0	0
30	0.0023	0	0.0004	0.0001	0	0	0	0	0.0014	0	0	0	0	0	0	0.0035	0	0
40	0.003	0	0.0004	0.0001	0	0	0	0	0.0018	0	0	0	0	0	0	0.0033	0	0
50	0.0037	0	0.0004	0.0001	0	0	0	0	0.0022	0	0	0	0	0	0	0.0031	0	0
60	0.0043	0	0.0005	0.0001	0	0	0	0	0.0026	0	0	0	0	0	0	0.0031	0	0
120	0.0071	0	0.0008	0.0002	0	0	0	0	0.004	0	0	0	0	0	0	0.0057	0	0
180	0.0079	0	0.0009	0.0002	0	0	0	0	0.0044	0	0	0	0	0	0	0.0074	0	0
240	0.0087	0	0.0011	0.0002	0	0	0	0	0.0047	0	0	0	0	0	0	0.009	0	0
300	0.0094	0	0.0012	0.0003	0	0	0	0	0.005	0	0	0	0	0	0	0.0104	0	0
360	0.0099	0	0.0013	0.0003	0	0	0	0	0.0053	0	0	0	0	0	0	0.0116	0	0
420	0.0104	0	0.0014	0.0003	0	0	0	0	0.0055	0	0	0	0	0	0	0.0127	0	0
480	0.0108	0	0.0015	0.0003	0	0	0	0	0.0057	0	0	0	0	0	0	0.0136	0	0
540	0.011	0	0.0016	0.0003	0	0	0	0	0.0059	0	0	0	0	0	0	0.0143	0	0
600	0.0112	0	0.0016	0.0003	0	0	0	0	0.006	0	0	0	0	0	0	0.0148	0	0
660	0.0113	0	0.0016	0.0003	0	0	0	0	0.0061	0	0	0	0	0	0	0.0152	0	0
720	0.0113	0	0.0017	0.0003	0	0	0	0	0.0061	0	0	0	0	0	0	0.0153	0	0
MAX	**0.0113**	**0.0000**	**0.0017**	**0.0003**	**0.0000**	**0.0000**	**0.0000**	**0.0000**	**0.0061**	**0.0000**	**0.0000**	**0.0000**	**0.0000**	**0.0000**	**0.0000**	**0.0153**	**0.0000**	**0.0000**

FSP Start Emissions (g/trips) Extracted from EMFAC

Soak Time (min.)	PC	TAXI	LGV3	LGV4	LGV6	HGV7	HGV8	PLB	PV4	PV5	NFB6	NFB7	NFB8	FBSD	FBDD	MC	HGV9	NFB9
5	0.0004	0	0.0003	0	0	0	0	0	0.0002	0	0	0	0	0	0	0.0036	0	0
10	0.0007	0	0.0003	0	0	0	0	0	0.0005	0	0	0	0	0	0	0.0034	0	0
20	0.0015	0	0.0003	0	0	0	0	0	0.0009	0	0	0	0	0	0	0.0031	0	0
30	0.0021	0	0.0003	0.0001	0	0	0	0	0.0013	0	0	0	0	0	0	0.0029	0	0
40	0.0028	0	0.0004	0.0001	0	0	0	0	0.0017	0	0	0	0	0	0	0.0027	0	0
50	0.0034	0	0.0004	0.0001	0	0	0	0	0.0021	0	0	0	0	0	0	0.0027	0	0
60	0.004	0	0.0004	0.0001	0	0	0	0	0.0024	0	0	0	0	0	0	0.0027	0	0
120	0.0066	0	0.0007	0.0002	0	0	0	0	0.0037	0	0	0	0	0	0	0.0048	0	0
180	0.0074	0	0.0008	0.0002	0	0	0	0	0.0041	0	0	0	0	0	0	0.0061	0	0
240	0.0081	0	0.0009	0.0002	0	0	0	0	0.0044	0	0	0	0	0	0	0.0073	0	0
300	0.0087	0	0.001	0.0002	0	0	0	0	0.0047	0	0	0	0	0	0	0.0084	0	0
360	0.0092	0	0.0011	0.0003	0	0	0	0	0.0049	0	0	0	0	0	0	0.0093	0	0
420	0.0096	0	0.0012	0.0003	0	0	0	0	0.0051	0	0	0	0	0	0	0.0102	0	0
480	0.01	0	0.0012	0.0003	0	0	0	0	0.0053	0	0	0	0	0	0	0.0108	0	0
540	0.0102	0	0.0013	0.0003	0	0	0	0	0.0054	0	0	0	0	0	0	0.0114	0	0
600	0.0104	0	0.0013	0.0003	0	0	0	0	0.0056	0	0	0	0	0	0	0.0118	0	0
660	0.0105	0	0.0014	0.0003	0	0	0	0	0.0056	0	0	0	0	0	0	0.0121	0	0
720	0.0105	0	0.0014	0.0003	0	0	0	0	0.0057	0	0	0	0	0	0	0.0122	0	0
MAX	**0.0105**	**0.0000**	**0.0014**	**0.0003**	**0.0000**	**0.0000**	**0.0000**	**0.0000**	**0.0057**	**0.0000**	**0.0000**	**0.0000**	**0.0000**	**0.0000**	**0.0000**	**0.0122**	**0.0000**	**0.0000**

Population Extracted from EMFAC Model **(2029 Populations)**

	Petrol	Diesel	LPG			
PC	691431	11447	0	LPG %	Petrol %	TAXI
TAXI	1.77523	0	18302.2	99.99%	0.01%	
LGV3	20.3654	579.668	0			
LGV4	1452.81	55996.1	0			
LGV6	0	20629.3	0			
HGV7	0	13273.6	0			
HGV8	0	26094	0	Diesel %	LPG %	PLB
PLB	0	3141.81	1181.2	72.68%	27.32%	
PV4	83.9205	429.08	0			
PV5	4.09574	3515.35	485.555			
NFB6	0	2547	0			
NFB7	0	1767	0			
NFB8	0	3879	0			
FBSD	0	275	0			
FBDD	0	5843	0			
MC	71269.7	0	0			
HGV9	0	6816.92	0			
NFB9	0	2	0			
	0	0	0			
	0	0	0			
	0	0	0			

Extracted Running Emissions (g/km) on PLB

	TSP/PM30		RSP/PM10		FSP/PM2.5	
Speed	PLB DSL	PLB LPG	PLB DSL	PLB LPG	PLB DSL	PLB LPG
10	0.0760	0.0000	0.0760	0.0000	0.0699	0.0000
	Extract from EMFAC		Extract from EMFAC		Extract from EMFAC	

Extracted Start Emissions (g/trips) on PLB

	TSP/PM30		RSP/PM10		FSP/PM2.5	
min	PLB DSL	PLB LPG	PLB DSL	PLB LPG	PLB DSL	PLB LPG
5	0.0000	0.0000	0.0000	0.0000	0.0000	0.0000
10	0.0000	0.0000	0.0000	0.0000	0.0000	0.0000
20	0.0000	0.0000	0.0000	0.0000	0.0000	0.0000
30	0.0000	0.0000	0.0000	0.0000	0.0000	0.0000
40	0.0000	0.0000	0.0000	0.0000	0.0000	0.0000
50	0.0000	0.0000	0.0000	0.0000	0.0000	0.0000
60	0.0000	0.0000	0.0000	0.0000	0.0000	0.0000
120	0.0000	0.0000	0.0000	0.0000	0.0000	0.0000
180	0.0000	0.0000	0.0000	0.0000	0.0000	0.0000
240	0.0000	0.0000	0.0000	0.0000	0.0000	0.0000
300	0.0000	0.0000	0.0000	0.0000	0.0000	0.0000
360	0.0000	0.0000	0.0000	0.0000	0.0000	0.0000
420	0.0000	0.0000	0.0000	0.0000	0.0000	0.0000
480	0.0000	0.0000	0.0000	0.0000	0.0000	0.0000
540	0.0000	0.0000	0.0000	0.0000	0.0000	0.0000
600	0.0000	0.0000	0.0000	0.0000	0.0000	0.0000
660	0.0000	0.0000	0.0000	0.0000	0.0000	0.0000
720	0.0000	0.0000	0.0000	0.0000	0.0000	0.0000
MAX	0.0000	0.0000	0.0000	0.0000	0.0000	0.0000
	Extract from EMFAC		Extract from EMFAC		Extract from EMFAC	

Extracted Running Emissions (g/km) on TAXI

TSP/PM30				RSP/PM10				FSP/PM2.5			
TAXI	TAXI	TAXI	TAXI	TAXI	TAXI	TAXI	TAXI	TAXI	TAXI	TAXI	TAXI

Speed	CAT	NCAT	DSL	LPG	CAT	NCAT	DSL	LPG	CAT	NCAT	DSL	LPG
10	0.0099	0.0000	0.0000	0.0000	0.0096	0.0000	0.0000	0.0000	0.0089	0.0000	0.0000	0.0000
	Extract from EMFAC				Extract from EMFAC				Extract from EMFAC			

Extracted Start Emissions (g/trips) on TAXI

min	TSP/PM30				RSP/PM10				FSP/PM2.5			
	TAXI CAT	TAXI NCAT	TAXI DSL	TAXI LPG	TAXI CAT	TAXI NCAT	TAXI DSL	TAXI LPG	TAXI CAT	TAXI NCAT	TAXI DSL	TAXI LPG
5	0.0004	0.0000	0	0.0000	0.0004	0.0000	0	0.0000	0.0004	0.0000	0	0.0000
10	0.0008	0.0000	0	0.0000	0.0008	0.0000	0	0.0000	0.0007	0.0000	0	0.0000
20	0.0016	0.0000	0	0.0000	0.0015	0.0000	0	0.0000	0.0014	0.0000	0	0.0000
30	0.0023	0.0000	0	0.0000	0.0023	0.0000	0	0.0000	0.0021	0.0000	0	0.0000
40	0.0030	0.0000	0	0.0000	0.0030	0.0000	0	0.0000	0.0027	0.0000	0	0.0000
50	0.0037	0.0000	0	0.0000	0.0036	0.0000	0	0.0000	0.0034	0.0000	0	0.0000
60	0.0044	0.0000	0	0.0000	0.0042	0.0000	0	0.0000	0.0039	0.0000	0	0.0000
120	0.0073	0.0000	0	0.0000	0.0070	0.0000	0	0.0000	0.0065	0.0000	0	0.0000
180	0.0081	0.0000	0	0.0000	0.0079	0.0000	0	0.0000	0.0073	0.0000	0	0.0000
240	0.0089	0.0000	0	0.0000	0.0087	0.0000	0	0.0000	0.0080	0.0000	0	0.0000
300	0.0096	0.0000	0	0.0000	0.0093	0.0000	0	0.0000	0.0087	0.0000	0	0.0000
360	0.0102	0.0000	0	0.0000	0.0099	0.0000	0	0.0000	0.0092	0.0000	0	0.0000
420	0.0107	0.0000	0	0.0000	0.0104	0.0000	0	0.0000	0.0096	0.0000	0	0.0000
480	0.0111	0.0000	0	0.0000	0.0107	0.0000	0	0.0000	0.0100	0.0000	0	0.0000
540	0.0114	0.0000	0	0.0000	0.0110	0.0000	0	0.0000	0.0102	0.0000	0	0.0000
600	0.0116	0.0000	0	0.0000	0.0112	0.0000	0	0.0000	0.0104	0.0000	0	0.0000
660	0.0116	0.0000	0	0.0000	0.0113	0.0000	0	0.0000	0.0105	0.0000	0	0.0000
720	0.0116	0.0000	0	0.0000	0.0113	0.0000	0	0.0000	0.0105	0.0000	0	0.0000
MAX	0.0116	0.0000	0.0000	0.0000	0.0113	0.0000	0.0000	0.0000	0.0105	0.0000	0.0000	0.0000
	Extract from EMFAC				Extract from EMFAC				Extract from EMFAC			

Iding Emission Factor

FBDD	Population	Emission Factor			Mass Factor [6]	Air-Con Factor [7]	Average Emission Factor (g/min)	
		Cold Idling	Hot Idling (PIARC: HGV)				Cold Idling	Hot Idling
Euro Emis. Std.	%	PM (g/hr) [1]		PM (g/hr) [2]			PM	PM
Euro III	0.00%	1.29		1.29	1.0	1.3	1.55E-03	1.55E-03
Euro IV	0.00%	0.20		0.20	*FBDD Max. 24t, 1.0 is used.			
Euro V	68.18%	0.10		0.10				
Euro VI	31.82%	0.01		0.01				

FBSD	Population	Emission Factor			Mass Factor [6]	Air-Con Factor [7]	Average Emission Factor (g/min)	
		Cold Idling	Hot Idling (PIARC: HGV)				Cold Idling	Hot Idling
Euro Emis. Std.	%	PM (g/hr) [1]		PM (g/hr) [2]			PM	PM
Euro III	0.00%	1.29		1.29	0.9	1.3	8.78E-04	8.78E-04
Euro IV	0.00%	0.20		0.20	*FBSD Max. 16t, 0.9 is used [8]			
Euro V	38.91%	0.10		0.10				
Euro VI	61.09%	0.01		0.01				

PLB DIESEL	Population	Emission Factor			Mass Factor [6]	Air-Con Factor [7]	Average Emission Factor (g/min)	
		Cold Idling	Hot Idling (PIARC: LCV)				Cold Idling	Hot Idling
Euro Emis. Std.	%	PM (g/hr) [1]		PM (g/hr) [3]			PM	PM
Euro III	0.00%	0.10		0.10	n/a	1.3	4.33E-04	4.33E-04
Euro IV	0.00%	0.16		0.16				
Euro V	17.35%	0.02		0.02				
Euro VI	82.65%	0.02		0.02				

PLB LPG	Population	Emission Factor			Mass Factor [6]	Air-Con Factor [7]	Average Emission Factor (g/min)	
		Cold Idling	Hot Idling (PIARC: LCV)				Cold Idling	Hot Idling
Euro Emis. Std.	%	PM (g/hr) [1]		PM (g/hr) [3]			PM	PM
Euro III	4.19%	0.10		0.10	n/a	1.3	6.16E-04	6.16E-04
Euro IV	3.61%	0.16		0.16				
Euro V	92.20%	0.02		0.02				
Euro VI	0.00%	0.02		0.02				

TAXI LPG	Population	Emission Factor			Mass Factor [6]	Air-Con Factor [7]	Average Emission Factor (g/min)	
		Cold Idling	Hot Idling (PIARC: PC)				Cold Idling	Hot Idling
Euro Emis. Std.	%	PM (g/hr) [1]		PM (g/hr) [4]			PM	PM
Euro 2/3	0.12%	0.09		0.09	n/a	1.3	9.53E-04	9.53E-04
Euro 4	0.24%	0.16		0.16				
Euro 5	21.09%	0.02		0.02				
Euro 6	78.54%	0.05		0.05				

TAXI Petrol	Population	Emission Factor			Mass Factor [6]	Air-Con Factor [7]	Average Emission Factor (g/min)	
		Cold Idling	Hot Idling (PIARC: PC)				Cold Idling	Hot Idling
Euro Emis. Std.	%	PM (g/hr) [1]		PM (g/hr) [5]			PM	PM
Euro 3	0.00%	0.00		0.00	n/a	1.3	2.17E-04	2.17E-04
Euro 4	0.00%	0.00		0.00				
Euro 5	100.00%	0.01		0.01				
Euro 6	0.00%	0.00		0.00				

Remarks

In this section, *Road Tunnels: Vehicle Emissions and Air Demand for Ventilation (2019R02EN)* published by World Road Association is used as reference on hot idling (hereinafter PIARC-VEADV); and with Gradient 0%, v=0kph.

[1] For PM cold idling emission factor were referenced to the corresponding hot idling emission factors from PIARC-VEADV to its respective fuels (i.e. FBDD, FBSD = HGV; PLB = LCV; Taxi = PC).
[2] For hot idling emission factors on FBDD and FBSD, reference made to Table 46 of PIARC-VEADV.
[3] For hot idling emission factors on PLB, reference made to Table 43 of PIARC-VEADV. Idling emission factors of diesel vehicles were assumed for LPG vehicles as a conservative approach.
[4] For hot idling emission factors on TAXI LPG, reference made to Table 37 of PIARC-VEADV. Idling emission factors of diesel vehicles were assumed for LPG vehicles as a conservative approach.
[5] For hot idling emission factors on TAXI Petrol, reference made to Table 34 of PIARC-VEADV.
[6] For mass factor, reference made to Table 27 of PIARC-VEADV.
[7] A factor of 1.3 has been applied to account for the additional A/C loading, reference from Appendix 3.10b and 3.10c of Liantang/Heung Yuen Wai Cross-boundary Control Point EIA (EIA/190/2010).
[8] With reference to Part II Maximum Weights for Rigid Vehicles of Cap.374A Roal Traffic (Construction and Maintenance of Vehicles) Regulation, 2 axled vehicle should have maximum weight less than 16 tonnes.

Legend for ease identifiation

	PIARC-VEADV
	Remark #1
	Used in Further Calculations

Tai Ping Estate PTI **PTI Type:** Open Area **Assessment Vehicle:** FBDD

PART 1 - Running Emission

Parameters

Average Travelling Distance from PTI Ingress to Start Point =	100	m	(Section 1 - Ingress)
Average Travelling Distance from Start Point to PTI Egress =	80	m	(Section 2 - Egress)
Total Travelling Distance in PTI	0.180	km	(1km=1000m)
Travelling Speed =	10	kph	

Calculations **(Input)** **A**

Start Hour	End Hour	Total	Running Emission Factor (g/km·vehicle)			Within PTI (Section 1)+(Section 2) Running Emission Within PTI (g)			Running Emission Rate Within PTI (g/s)		
			TSP	RSP	FSP	TSP	RSP	FSP	TSP	RSP	FSP
0	100	20	0.3515	0.3515	0.3234	1.27E+00	1.27E+00	1.16E+00	3.52E-04	3.52E-04	3.23E-04
100	200	0	0.3515	0.3515	0.3234	0.00E+00	0.00E+00	0.00E+00	0.00E+00	0.00E+00	0.00E+00
200	300	0	0.3515	0.3515	0.3234	0.00E+00	0.00E+00	0.00E+00	0.00E+00	0.00E+00	0.00E+00
300	400	0	0.3515	0.3515	0.3234	0.00E+00	0.00E+00	0.00E+00	0.00E+00	0.00E+00	0.00E+00
400	500	0	0.3515	0.3515	0.3234	0.00E+00	0.00E+00	0.00E+00	0.00E+00	0.00E+00	0.00E+00
500	600	20	0.3515	0.3515	0.3234	1.27E+00	1.27E+00	1.16E+00	3.52E-04	3.52E-04	3.23E-04
600	700	40	0.3515	0.3515	0.3234	2.53E+00	2.53E+00	2.33E+00	7.03E-04	7.03E-04	6.47E-04
700	800	50	0.3515	0.3515	0.3234	3.16E+00	3.16E+00	2.91E+00	8.79E-04	8.79E-04	8.09E-04
800	900	50	0.3515	0.3515	0.3234	3.16E+00	3.16E+00	2.91E+00	8.79E-04	8.79E-04	8.09E-04
900	1000	40	0.3515	0.3515	0.3234	2.53E+00	2.53E+00	2.33E+00	7.03E-04	7.03E-04	6.47E-04
1000	1100	40	0.3515	0.3515	0.3234	2.53E+00	2.53E+00	2.33E+00	7.03E-04	7.03E-04	6.47E-04
1100	1200	30	0.3515	0.3515	0.3234	1.90E+00	1.90E+00	1.75E+00	5.27E-04	5.27E-04	4.85E-04
1200	1300	30	0.3515	0.3515	0.3234	1.90E+00	1.90E+00	1.75E+00	5.27E-04	5.27E-04	4.85E-04
1300	1400	30	0.3515	0.3515	0.3234	1.90E+00	1.90E+00	1.75E+00	5.27E-04	5.27E-04	4.85E-04
1400	1500	30	0.3515	0.3515	0.3234	1.90E+00	1.90E+00	1.75E+00	5.27E-04	5.27E-04	4.85E-04
1500	1600	40	0.3515	0.3515	0.3234	2.53E+00	2.53E+00	2.33E+00	7.03E-04	7.03E-04	6.47E-04
1600	1700	40	0.3515	0.3515	0.3234	2.53E+00	2.53E+00	2.33E+00	7.03E-04	7.03E-04	6.47E-04
1700	1800	50	0.3515	0.3515	0.3234	3.16E+00	3.16E+00	2.91E+00	8.79E-04	8.79E-04	8.09E-04
1800	1900	50	0.3515	0.3515	0.3234	3.16E+00	3.16E+00	2.91E+00	8.79E-04	8.79E-04	8.09E-04
1900	2000	40	0.3515	0.3515	0.3234	2.53E+00	2.53E+00	2.33E+00	7.03E-04	7.03E-04	6.47E-04
2000	2100	40	0.3515	0.3515	0.3234	2.53E+00	2.53E+00	2.33E+00	7.03E-04	7.03E-04	6.47E-04
2100	2200	40	0.3515	0.3515	0.3234	2.53E+00	2.53E+00	2.33E+00	7.03E-04	7.03E-04	6.47E-04
2200	2300	30	0.3515	0.3515	0.3234	1.90E+00	1.90E+00	1.75E+00	5.27E-04	5.27E-04	4.85E-04
2300	2400	20	0.3515	0.3515	0.3234	1.27E+00	1.27E+00	1.16E+00	3.52E-04	3.52E-04	3.23E-04

PART 2 - Start Emission (only for Terminating Buses)

Start Emission Factor Extracted from EMFAC (g/trip)

Soak Time	5	10	20	30	40	50	60	120	180	240	300	360	420	480	540	600	660	720
TSP	0	0	0	0	0	0	0	0	0	0	0	0	0	0	0	0	0	0
RSP	0	0	0	0	0	0	0	0	0	0	0	0	0	0	0	0	0	0
FSP	0	0	0	0	0	0	0	0	0	0	0	0	0	0	0	0	0	0

Calculations (only applicable for Terminating Buses)

Start Hour	End Hour	Total	Terminating Ratio	Terminating	Number of Trips 5	10	20	30	40	50	60	120	180	240	300	360	420	480	540	600	660	720	Start Emission (g) TSP	RSP	FSP
0	100	20	0.20	*4.00*	0	0	4.00	0	0	0	0	0	0	0	0	0	0	0	0	0	0	0	0	0	0
100	200	0	0.00	*0.00*	0	0	0.00	0	0	0	0	0	0	0	0	0	0	0	0	0	0	0	0	0	0
200	300	0	0.00	*0.00*	0	0	0.00	0	0	0	0	0	0	0	0	0	0	0	0	0	0	0	0	0	0
300	400	0	0.00	*0.00*	0	0	0.00	0	0	0	0	0	0	0	0	0	0	0	0	0	0	0	0	0	0
400	500	0	0.00	*0.00*	0	0	0.00	0	0	0	0	0	0	0	0	0	0	0	0	0	0	0	0	0	0
500	600	20	0.18	*3.64*	0	0	3.64	0	0	0	0	0	0	0	0	0	0	0	0	0	0	0	0	0	0
600	700	40	0.17	*6.67*	0	0	6.67	0	0	0	0	0	0	0	0	0	0	0	0	0	0	0	0	0	0
700	800	50	0.29	*14.58*	0	0	14.58	0	0	0	0	0	0	0	0	0	0	0	0	0	0	0	0	0	0
800	900	50	0.27	*13.64*	0	0	13.64	0	0	0	0	0	0	0	0	0	0	0	0	0	0	0	0	0	0
900	1000	40	0.28	*11.16*	0	0	11.16	0	0	0	0	0	0	0	0	0	0	0	0	0	0	0	0	0	0
1000	1100	40	0.29	*11.71*	0	0	11.71	0	0	0	0	0	0	0	0	0	0	0	0	0	0	0	0	0	0
1100	1200	30	0.39	*11.61*	0	0	11.61	0	0	0	0	0	0	0	0	0	0	0	0	0	0	0	0	0	0
1200	1300	30	0.39	*11.61*	0	0	11.61	0	0	0	0	0	0	0	0	0	0	0	0	0	0	0	0	0	0
1300	1400	30	0.39	*11.61*	0	0	11.61	0	0	0	0	0	0	0	0	0	0	0	0	0	0	0	0	0	0
1400	1500	30	0.39	*11.61*	0	0	11.61	0	0	0	0	0	0	0	0	0	0	0	0	0	0	0	0	0	0
1500	1600	40	0.31	*12.31*	0	0	12.31	0	0	0	0	0	0	0	0	0	0	0	0	0	0	0	0	0	0
1600	1700	40	0.30	*12.00*	0	0	12.00	0	0	0	0	0	0	0	0	0	0	0	0	0	0	0	0	0	0
1700	1800	50	0.30	*15.00*	0	0	15.00	0	0	0	0	0	0	0	0	0	0	0	0	0	0	0	0	0	0
1800	1900	50	0.30	*15.00*	0	0	15.00	0	0	0	0	0	0	0	0	0	0	0	0	0	0	0	0	0	0
1900	2000	40	0.31	*12.31*	0	0	12.31	0	0	0	0	0	0	0	0	0	0	0	0	0	0	0	0	0	0
2000	2100	40	0.31	*12.31*	0	0	12.31	0	0	0	0	0	0	0	0	0	0	0	0	0	0	0	0	0	0
2100	2200	40	0.32	*12.97*	0	0	12.97	0	0	0	0	0	0	0	0	0	0	0	0	0	0	0	0	0	0
2200	2300	30	0.32	*9.73*	0	0	9.73	0	0	0	0	0	0	0	0	0	0	0	0	0	0	0	0	0	0
2300	2400	20	0.26	*5.26*	0	0	5.26	0	0	0	0	0	0	0	0	0	0	0	0	0	0	0	0	0	0

Remark: Number of trips were derived based on on-site observations at the PTIs and operators' published schedules.

*No bus park overnight at this PTI based on site observation.

PART 3 - Idling Emission (Terminating Buses)

Parameters

Idling Time for Terminating Buses = 2 min(s) *As On-Site observations

Calculations (only applicable for Terminating Buses) *Cold Idling = 60-720min; Hot idling = 5-50min. *Total Idling Emission = Cold Idling + Hot idling

Start Hour	End Hour	Trips (60-720min)	Cold Idling Emission Factor (g/min)			Cold Idling Emission (g)			Trips (5-50min)	Hot Idling Emission Factor (g/min)			Hot Idling Emission (g)			Total Idling Emission within PTI (g)			B: Total Idling Emission Rate within PTI (g/s)		
			TSP	RSP	FSP	TSP	RSP	FSP		TSP	RSP	FSP	TSP	RSP	FSP	TSP	RSP	FSP	TSP	RSP	FSP
0	100	0	1.55E-03	1.55E-03	1.55E-03	0	0	0	4.00	1.55E-03	1.55E-03	1.55E-03	1.24E-02	1.24E-02	1.24E-02	1.24E-02	1.24E-02	1.24E-02	3.44E-06	3.44E-06	3.44E-06
100	200	0	1.55E-03	1.55E-03	1.55E-03	0	0	0	0.00	1.55E-03	1.55E-03	1.55E-03	0.00E+00	0.00E+00	0.00E+00	0.00E+00	0.00E+00	0.00E+00	0.00E+00	0.00E+00	0.00E+00
200	300	0	1.55E-03	1.55E-03	1.55E-03	0	0	0	0.00	1.55E-03	1.55E-03	1.55E-03	0.00E+00	0.00E+00	0.00E+00	0.00E+00	0.00E+00	0.00E+00	0.00E+00	0.00E+00	0.00E+00
300	400	0	1.55E-03	1.55E-03	1.55E-03	0	0	0	0.00	1.55E-03	1.55E-03	1.55E-03	0.00E+00	0.00E+00	0.00E+00	0.00E+00	0.00E+00	0.00E+00	0.00E+00	0.00E+00	0.00E+00
400	500	0	1.55E-03	1.55E-03	1.55E-03	0	0	0	0.00	1.55E-03	1.55E-03	1.55E-03	0.00E+00	0.00E+00	0.00E+00	0.00E+00	0.00E+00	0.00E+00	0.00E+00	0.00E+00	0.00E+00
500	600	0	1.55E-03	1.55E-03	1.55E-03	0	0	0	3.64	1.55E-03	1.55E-03	1.55E-03	1.12E-02	1.12E-02	1.12E-02	1.12E-02	1.12E-02	1.12E-02	3.12E-06	3.12E-06	3.12E-06
600	700	0	1.55E-03	1.55E-03	1.55E-03	0	0	0	6.67	1.55E-03	1.55E-03	1.55E-03	2.06E-02	2.06E-02	2.06E-02	2.06E-02	2.06E-02	2.06E-02	5.73E-06	5.73E-06	5.73E-06
700	800	0	1.55E-03	1.55E-03	1.55E-03	0	0	0	14.58	1.55E-03	1.55E-03	1.55E-03	4.51E-02	4.51E-02	4.51E-02	4.51E-02	4.51E-02	4.51E-02	1.25E-05	1.25E-05	1.25E-05
800	900	0	1.55E-03	1.55E-03	1.55E-03	0	0	0	13.64	1.55E-03	1.55E-03	1.55E-03	4.22E-02	4.22E-02	4.22E-02	4.22E-02	4.22E-02	4.22E-02	1.17E-05	1.17E-05	1.17E-05
900	1000	0	1.55E-03	1.55E-03	1.55E-03	0	0	0	11.16	1.55E-03	1.55E-03	1.55E-03	3.45E-02	3.45E-02	3.45E-02	3.45E-02	3.45E-02	3.45E-02	9.59E-06	9.59E-06	9.59E-06
1000	1100	0	1.55E-03	1.55E-03	1.55E-03	0	0	0	11.71	1.55E-03	1.55E-03	1.55E-03	3.62E-02	3.62E-02	3.62E-02	3.62E-02	3.62E-02	3.62E-02	1.01E-05	1.01E-05	1.01E-05
1100	1200	0	1.55E-03	1.55E-03	1.55E-03	0	0	0	11.61	1.55E-03	1.55E-03	1.55E-03	3.59E-02	3.59E-02	3.59E-02	3.59E-02	3.59E-02	3.59E-02	9.98E-06	9.98E-06	9.98E-06
1200	1300	0	1.55E-03	1.55E-03	1.55E-03	0	0	0	11.61	1.55E-03	1.55E-03	1.55E-03	3.59E-02	3.59E-02	3.59E-02	3.59E-02	3.59E-02	3.59E-02	9.98E-06	9.98E-06	9.98E-06
1300	1400	0	1.55E-03	1.55E-03	1.55E-03	0	0	0	11.61	1.55E-03	1.55E-03	1.55E-03	3.59E-02	3.59E-02	3.59E-02	3.59E-02	3.59E-02	3.59E-02	9.98E-06	9.98E-06	9.98E-06
1400	1500	0	1.55E-03	1.55E-03	1.55E-03	0	0	0	11.61	1.55E-03	1.55E-03	1.55E-03	3.59E-02	3.59E-02	3.59E-02	3.59E-02	3.59E-02	3.59E-02	9.98E-06	9.98E-06	9.98E-06
1500	1600	0	1.55E-03	1.55E-03	1.55E-03	0	0	0	12.31	1.55E-03	1.55E-03	1.55E-03	3.81E-02	3.81E-02	3.81E-02	3.81E-02	3.81E-02	3.81E-02	1.06E-05	1.06E-05	1.06E-05
1600	1700	0	1.55E-03	1.55E-03	1.55E-03	0	0	0	12.00	1.55E-03	1.55E-03	1.55E-03	3.71E-02	3.71E-02	3.71E-02	3.71E-02	3.71E-02	3.71E-02	1.03E-05	1.03E-05	1.03E-05
1700	1800	0	1.55E-03	1.55E-03	1.55E-03	0	0	0	15.00	1.55E-03	1.55E-03	1.55E-03	4.64E-02	4.64E-02	4.64E-02	4.64E-02	4.64E-02	4.64E-02	1.29E-05	1.29E-05	1.29E-05
1800	1900	0	1.55E-03	1.55E-03	1.55E-03	0	0	0	15.00	1.55E-03	1.55E-03	1.55E-03	4.64E-02	4.64E-02	4.64E-02	4.64E-02	4.64E-02	4.64E-02	1.29E-05	1.29E-05	1.29E-05
1900	2000	0	1.55E-03	1.55E-03	1.55E-03	0	0	0	12.31	1.55E-03	1.55E-03	1.55E-03	3.81E-02	3.81E-02	3.81E-02	3.81E-02	3.81E-02	3.81E-02	1.06E-05	1.06E-05	1.06E-05
2000	2100	0	1.55E-03	1.55E-03	1.55E-03	0	0	0	12.31	1.55E-03	1.55E-03	1.55E-03	3.81E-02	3.81E-02	3.81E-02	3.81E-02	3.81E-02	3.81E-02	1.06E-05	1.06E-05	1.06E-05
2100	2200	0	1.55E-03	1.55E-03	1.55E-03	0	0	0	12.97	1.55E-03	1.55E-03	1.55E-03	4.01E-02	4.01E-02	4.01E-02	4.01E-02	4.01E-02	4.01E-02	1.11E-05	1.11E-05	1.11E-05
2200	2300	0	1.55E-03	1.55E-03	1.55E-03	0	0	0	9.73	1.55E-03	1.55E-03	1.55E-03	3.01E-02	3.01E-02	3.01E-02	3.01E-02	3.01E-02	3.01E-02	8.36E-06	8.36E-06	8.36E-06
2300	2400	0	1.55E-03	1.55E-03	1.55E-03	0	0	0	5.26	1.55E-03	1.55E-03	1.55E-03	1.63E-02	1.63E-02	1.63E-02	1.63E-02	1.63E-02	1.63E-02	4.52E-06	4.52E-06	4.52E-06

Parameters

Maximum Duration for adjusting Start Emission =	1	min(s)	*As per EPD Guidleine
Travelling Distance from Start Point to PTI Egress =	80	m	(Section 2)
Travelling Distance from PTI Egress to Open Road =	620	m	(Section 3) * (Section 2)+(Section 3) = 700m Spread Distance as per EPD Guideline

Calculations for Adjusted Start Emission

Start Hour	End Hour	Emission for Adjusting Start Emission (g)			Adjusted Start Emission Within PTI (Section 2) (g)			C: Adjusted Start Emission Within PTI (Section 2) (g/s)			Adjusted Start Emission Outside PTI (Section 3) (g)			E: Adjusted Start Emission Rate Outside PTI (Section 3) (g/s)		
		TSP	RSP	FSP	TSP	RSP	FSP	TSP	RSP	FSP	TSP	RSP	FSP	TSP	RSP	FSP
0	100	6.19E-03	6.19E-03	6.19E-03	0	0	0	0	0	0	0	0	0	0	0	0
100	200	0.00E+00	0.00E+00	0.00E+00	0	0	0	0	0	0	0	0	0	0	0	0
200	300	0.00E+00	0.00E+00	0.00E+00	0	0	0	0	0	0	0	0	0	0	0	0
300	400	0.00E+00	0.00E+00	0.00E+00	0	0	0	0	0	0	0	0	0	0	0	0
400	500	0.00E+00	0.00E+00	0.00E+00	0	0	0	0	0	0	0	0	0	0	0	0
500	600	5.62E-03	5.62E-03	5.62E-03	0	0	0	0	0	0	0	0	0	0	0	0
600	700	1.03E-02	1.03E-02	1.03E-02	0	0	0	0	0	0	0	0	0	0	0	0
700	800	2.25E-02	2.25E-02	2.25E-02	0	0	0	0	0	0	0	0	0	0	0	0
800	900	2.11E-02	2.11E-02	2.11E-02	0	0	0	0	0	0	0	0	0	0	0	0
900	1000	1.73E-02	1.73E-02	1.73E-02	0	0	0	0	0	0	0	0	0	0	0	0
1000	1100	1.81E-02	1.81E-02	1.81E-02	0	0	0	0	0	0	0	0	0	0	0	0
1100	1200	1.80E-02	1.80E-02	1.80E-02	0	0	0	0	0	0	0	0	0	0	0	0
1200	1300	1.80E-02	1.80E-02	1.80E-02	0	0	0	0	0	0	0	0	0	0	0	0
1300	1400	1.80E-02	1.80E-02	1.80E-02	0	0	0	0	0	0	0	0	0	0	0	0
1400	1500	1.80E-02	1.80E-02	1.80E-02	0	0	0	0	0	0	0	0	0	0	0	0
1500	1600	1.90E-02	1.90E-02	1.90E-02	0	0	0	0	0	0	0	0	0	0	0	0
1600	1700	1.86E-02	1.86E-02	1.86E-02	0	0	0	0	0	0	0	0	0	0	0	0
1700	1800	2.32E-02	2.32E-02	2.32E-02	0	0	0	0	0	0	0	0	0	0	0	0
1800	1900	2.32E-02	2.32E-02	2.32E-02	0	0	0	0	0	0	0	0	0	0	0	0
1900	2000	1.90E-02	1.90E-02	1.90E-02	0	0	0	0	0	0	0	0	0	0	0	0
2000	2100	1.90E-02	1.90E-02	1.90E-02	0	0	0	0	0	0	0	0	0	0	0	0
2100	2200	2.01E-02	2.01E-02	2.01E-02	0	0	0	0	0	0	0	0	0	0	0	0
2200	2300	1.50E-02	1.50E-02	1.50E-02	0	0	0	0	0	0	0	0	0	0	0	0
2300	2400	8.14E-03	8.14E-03	8.14E-03	0	0	0	0	0	0	0	0	0	0	0	0

PART 4 - Idling Emission (Bypass Buses)

Parameters

Idling Time for Bypass Buses = 2 min(s) *As On-Site observations

Calculations (only applicable for Bypass Buses) *Only Hot idling occur

Start Hour	End Hour	Total #	Bypass Ratio	Bypass #	Hot Idling Emission Factor (g/min) TSP	RSP	FSP	Hot Idling Emission (g) TSP	RSP	FSP	D Hot Idling Emission Rate within PTI (g/s) TSP	RSP	FSP
0	100	20	0.80	*16.00*	1.55E-03	1.55E-03	1.55E-03	4.95E-02	4.95E-02	4.95E-02	1.37E-05	1.37E-05	1.37E-05
100	200	0	0.00	*0.00*	1.55E-03	1.55E-03	1.55E-03	0.00E+00	0.00E+00	0.00E+00	0.00E+00	0.00E+00	0.00E+00
200	300	0	0.00	*0.00*	1.55E-03	1.55E-03	1.55E-03	0.00E+00	0.00E+00	0.00E+00	0.00E+00	0.00E+00	0.00E+00
300	400	0	0.00	*0.00*	1.55E-03	1.55E-03	1.55E-03	0.00E+00	0.00E+00	0.00E+00	0.00E+00	0.00E+00	0.00E+00
400	500	0	0.00	*0.00*	1.55E-03	1.55E-03	1.55E-03	0.00E+00	0.00E+00	0.00E+00	0.00E+00	0.00E+00	0.00E+00
500	600	20	0.82	*16.36*	1.55E-03	1.55E-03	1.55E-03	5.06E-02	5.06E-02	5.06E-02	1.41E-05	1.41E-05	1.41E-05
600	700	40	0.83	*33.33*	1.55E-03	1.55E-03	1.55E-03	1.03E-01	1.03E-01	1.03E-01	2.86E-05	2.86E-05	2.86E-05
700	800	50	0.71	*35.42*	1.55E-03	1.55E-03	1.55E-03	1.10E-01	1.10E-01	1.10E-01	3.04E-05	3.04E-05	3.04E-05
800	900	50	0.73	*36.36*	1.55E-03	1.55E-03	1.55E-03	1.12E-01	1.12E-01	1.12E-01	3.12E-05	3.12E-05	3.12E-05
900	1000	40	0.72	*28.84*	1.55E-03	1.55E-03	1.55E-03	8.92E-02	8.92E-02	8.92E-02	2.48E-05	2.48E-05	2.48E-05
1000	1100	40	0.71	*28.29*	1.55E-03	1.55E-03	1.55E-03	8.75E-02	8.75E-02	8.75E-02	2.43E-05	2.43E-05	2.43E-05
1100	1200	30	0.61	*18.39*	1.55E-03	1.55E-03	1.55E-03	5.69E-02	5.69E-02	5.69E-02	1.58E-05	1.58E-05	1.58E-05
1200	1300	30	0.61	*18.39*	1.55E-03	1.55E-03	1.55E-03	5.69E-02	5.69E-02	5.69E-02	1.58E-05	1.58E-05	1.58E-05
1300	1400	30	0.61	*18.39*	1.55E-03	1.55E-03	1.55E-03	5.69E-02	5.69E-02	5.69E-02	1.58E-05	1.58E-05	1.58E-05
1400	1500	30	0.61	*18.39*	1.55E-03	1.55E-03	1.55E-03	5.69E-02	5.69E-02	5.69E-02	1.58E-05	1.58E-05	1.58E-05
1500	1600	40	0.69	*27.69*	1.55E-03	1.55E-03	1.55E-03	8.56E-02	8.56E-02	8.56E-02	2.38E-05	2.38E-05	2.38E-05
1600	1700	40	0.70	*28.00*	1.55E-03	1.55E-03	1.55E-03	8.66E-02	8.66E-02	8.66E-02	2.41E-05	2.41E-05	2.41E-05
1700	1800	50	0.70	*35.00*	1.55E-03	1.55E-03	1.55E-03	1.08E-01	1.08E-01	1.08E-01	3.01E-05	3.01E-05	3.01E-05
1800	1900	50	0.70	*35.00*	1.55E-03	1.55E-03	1.55E-03	1.08E-01	1.08E-01	1.08E-01	3.01E-05	3.01E-05	3.01E-05
1900	2000	40	0.69	*27.69*	1.55E-03	1.55E-03	1.55E-03	8.56E-02	8.56E-02	8.56E-02	2.38E-05	2.38E-05	2.38E-05
2000	2100	40	0.69	*27.69*	1.55E-03	1.55E-03	1.55E-03	8.56E-02	8.56E-02	8.56E-02	2.38E-05	2.38E-05	2.38E-05
2100	2200	40	0.68	*27.03*	1.55E-03	1.55E-03	1.55E-03	8.36E-02	8.36E-02	8.36E-02	2.32E-05	2.32E-05	2.32E-05
2200	2300	30	0.68	*20.27*	1.55E-03	1.55E-03	1.55E-03	6.27E-02	6.27E-02	6.27E-02	1.74E-05	1.74E-05	1.74E-05
2300	2400	20	0.74	*14.74*	1.55E-03	1.55E-03	1.55E-03	4.56E-02	4.56E-02	4.56E-02	1.27E-05	1.27E-05	1.27E-05

PART 5 - Sum up all above parts

Calculations

Start Hour	End Hour	Within PTI Calc: A+B+C+D — Within PTI (Section 1 + Section 2) Total Emission Rate (g/s) TSP	RSP	FSP	[redacted]	E: Spread distance (Section 3) — Outside PTI Total Emission Rate (g/s) TSP	RSP	FSP	[redacted]
0	100	3.69E-04	3.69E-04	3.41E-04	[redacted]	0	0	0	[redacted]
100	200	0.00E+00	0.00E+00	0.00E+00	[redacted]	0	0	0	[redacted]
200	300	0.00E+00	0.00E+00	0.00E+00	[redacted]	0	0	0	[redacted]
300	400	0.00E+00	0.00E+00	0.00E+00	[redacted]	0	0	0	[redacted]
400	500	0.00E+00	0.00E+00	0.00E+00	[redacted]	0	0	0	[redacted]
500	600	3.69E-04	3.69E-04	3.41E-04	[redacted]	0	0	0	[redacted]
600	700	7.37E-04	7.37E-04	6.81E-04	[redacted]	0	0	0	[redacted]
700	800	9.22E-04	9.22E-04	8.51E-04	[redacted]	0	0	0	[redacted]
800	900	9.22E-04	9.22E-04	8.51E-04	[redacted]	0	0	0	[redacted]
900	1000	7.37E-04	7.37E-04	6.81E-04	[redacted]	0	0	0	[redacted]
1000	1100	7.37E-04	7.37E-04	6.81E-04	[redacted]	0	0	0	[redacted]
1100	1200	5.53E-04	5.53E-04	5.11E-04	[redacted]	0	0	0	[redacted]
1200	1300	5.53E-04	5.53E-04	5.11E-04	[redacted]	0	0	0	[redacted]
1300	1400	5.53E-04	5.53E-04	5.11E-04	[redacted]	0	0	0	[redacted]
1400	1500	5.53E-04	5.53E-04	5.11E-04	[redacted]	0	0	0	[redacted]
1500	1600	7.37E-04	7.37E-04	6.81E-04	[redacted]	0	0	0	[redacted]
1600	1700	7.37E-04	7.37E-04	6.81E-04	[redacted]	0	0	0	[redacted]
1700	1800	9.22E-04	9.22E-04	8.51E-04	[redacted]	0	0	0	[redacted]
1800	1900	9.22E-04	9.22E-04	8.51E-04	[redacted]	0	0	0	[redacted]
1900	2000	7.37E-04	7.37E-04	6.81E-04	[redacted]	0	0	0	[redacted]
2000	2100	7.37E-04	7.37E-04	6.81E-04	[redacted]	0	0	0	[redacted]
2100	2200	7.37E-04	7.37E-04	6.81E-04	[redacted]	0	0	0	[redacted]
2200	2300	5.53E-04	5.53E-04	5.11E-04	[redacted]	0	0	0	[redacted]
2300	2400	3.69E-04	3.69E-04	3.41E-04	[redacted]	0	0	0	[redacted]

Start Hour	End Hour	Hourly Profile Ratio (0800-0900 as Baseline) TSP	RSP	FSP	[redacted]	Hourly Profile Ratio (0800-0900 as Baseline) TSP	RSP	FSP	[redacted]
0	100	0.4000	0.4000	0.4000	[redacted]	0	0	0	[redacted]
100	200	0.0000	0.0000	0.0000	[redacted]	0	0	0	[redacted]
200	300	0.0000	0.0000	0.0000	[redacted]	0	0	0	[redacted]
300	400	0.0000	0.0000	0.0000	[redacted]	0	0	0	[redacted]
400	500	0.0000	0.0000	0.0000	[redacted]	0	0	0	[redacted]
500	600	0.4000	0.4000	0.4000	[redacted]	0	0	0	[redacted]
600	700	0.8000	0.8000	0.8000	[redacted]	0	0	0	[redacted]
700	800	1.0000	1.0000	1.0000	[redacted]	0	0	0	[redacted]
800	900	1.0000	1.0000	1.0000	[redacted]	0	0	0	[redacted]
900	1000	0.8000	0.8000	0.8000	[redacted]	0	0	0	[redacted]
1000	1100	0.8000	0.8000	0.8000	[redacted]	0	0	0	[redacted]
1100	1200	0.6000	0.6000	0.6000	[redacted]	0	0	0	[redacted]
1200	1300	0.6000	0.6000	0.6000	[redacted]	0	0	0	[redacted]
1300	1400	0.6000	0.6000	0.6000	[redacted]	0	0	0	[redacted]
1400	1500	0.6000	0.6000	0.6000	[redacted]	0	0	0	[redacted]
1500	1600	0.8000	0.8000	0.8000	[redacted]	0	0	0	[redacted]
1600	1700	0.8000	0.8000	0.8000	[redacted]	0	0	0	[redacted]
1700	1800	1.0000	1.0000	1.0000	[redacted]	0	0	0	[redacted]
1800	1900	1.0000	1.0000	1.0000	[redacted]	0	0	0	[redacted]
1900	2000	0.8000	0.8000	0.8000	[redacted]	0	0	0	[redacted]
2000	2100	0.8000	0.8000	0.8000	[redacted]	0	0	0	[redacted]
2100	2200	0.8000	0.8000	0.8000	[redacted]	0	0	0	[redacted]
2200	2300	0.6000	0.6000	0.6000	[redacted]	0	0	0	[redacted]
2300	2400	0.4000	0.4000	0.4000	[redacted]	0	0	0	[redacted]

Ching Ho Estate PTI **PTI Type:** Open Area **Assessment Vehicle:** FBDD

PART 1 - Running Emission

Parameters

Average Travelling Distance from PTI Ingress to Start Point =	100	m	(Section 1 - Ingress)
Average Travelling Distance from Start Point to PTI Egress =	100	m	(Section 2 - Egress)
Total Travelling Distance in PTI	0.200	km	(1km=1000m)
Travelling Speed =	10	kph	

Calculations **(Input)** **A**

Start Hour	End Hour	Total	Within PTI (Section 1)+(Section 2)									
			Running Emission Factor (g/km·vehicle)			Running Emission Within PTI (g)			Running Emission Rate Within PTI (g/s)		
			TSP	RSP	FSP	TSP	RSP	FSP	TSP	RSP	FSP
0	100	15	0.3515	0.3515	0.3234	1.05E+00	1.05E+00	9.70E-01	2.93E-04	2.93E-04	2.70E-04
100	200	2	0.3515	0.3515	0.3234	1.41E-01	1.41E-01	1.29E-01	3.91E-05	3.91E-05	3.59E-05
200	300	2	0.3515	0.3515	0.3234	1.41E-01	1.41E-01	1.29E-01	3.91E-05	3.91E-05	3.59E-05
300	400	0	0.3515	0.3515	0.3234	0.00E+00	0.00E+00	0.00E+00	0.00E+00	0.00E+00	0.00E+00
400	500	0	0.3515	0.3515	0.3234	0.00E+00	0.00E+00	0.00E+00	0.00E+00	0.00E+00	0.00E+00
500	600	8	0.3515	0.3515	0.3234	5.62E-01	5.62E-01	5.17E-01	1.56E-04	1.56E-04	1.44E-04
600	700	37	0.3515	0.3515	0.3234	2.60E+00	2.60E+00	2.39E+00	7.23E-04	7.23E-04	6.65E-04
700	800	37	0.3515	0.3515	0.3234	2.60E+00	2.60E+00	2.39E+00	7.23E-04	7.23E-04	6.65E-04
800	900	37	0.3515	0.3515	0.3234	2.60E+00	2.60E+00	2.39E+00	7.23E-04	7.23E-04	6.65E-04
900	1000	29	0.3515	0.3515	0.3234	2.04E+00	2.04E+00	1.88E+00	5.66E-04	5.66E-04	5.21E-04
1000	1100	29	0.3515	0.3515	0.3234	2.04E+00	2.04E+00	1.88E+00	5.66E-04	5.66E-04	5.21E-04
1100	1200	29	0.3515	0.3515	0.3234	2.04E+00	2.04E+00	1.88E+00	5.66E-04	5.66E-04	5.21E-04
1200	1300	29	0.3515	0.3515	0.3234	2.04E+00	2.04E+00	1.88E+00	5.66E-04	5.66E-04	5.21E-04
1300	1400	29	0.3515	0.3515	0.3234	2.04E+00	2.04E+00	1.88E+00	5.66E-04	5.66E-04	5.21E-04
1400	1500	29	0.3515	0.3515	0.3234	2.04E+00	2.04E+00	1.88E+00	5.66E-04	5.66E-04	5.21E-04
1500	1600	29	0.3515	0.3515	0.3234	2.04E+00	2.04E+00	1.88E+00	5.66E-04	5.66E-04	5.21E-04
1600	1700	37	0.3515	0.3515	0.3234	2.60E+00	2.60E+00	2.39E+00	7.23E-04	7.23E-04	6.65E-04
1700	1800	38	0.3515	0.3515	0.3234	2.67E+00	2.67E+00	2.46E+00	7.42E-04	7.42E-04	6.83E-04
1800	1900	38	0.3515	0.3515	0.3234	2.67E+00	2.67E+00	2.46E+00	7.42E-04	7.42E-04	6.83E-04
1900	2000	38	0.3515	0.3515	0.3234	2.67E+00	2.67E+00	2.46E+00	7.42E-04	7.42E-04	6.83E-04
2000	2100	29	0.3515	0.3515	0.3234	2.04E+00	2.04E+00	1.88E+00	5.66E-04	5.66E-04	5.21E-04
2100	2200	29	0.3515	0.3515	0.3234	2.04E+00	2.04E+00	1.88E+00	5.66E-04	5.66E-04	5.21E-04
2200	2300	29	0.3515	0.3515	0.3234	2.04E+00	2.04E+00	1.88E+00	5.66E-04	5.66E-04	5.21E-04
2300	2400	29	0.3515	0.3515	0.3234	2.04E+00	2.04E+00	1.88E+00	5.66E-04	5.66E-04	5.21E-04

PART 2 - Start Emission (only for Terminating Buses)

Start Emission Factor Extracted from EMFAC (g/trip)

	5	10	20	30	40	50	60	120	180	240	300	360	420	480	540	600	660	720
TSP	0	0	0	0	0	0	0	0	0	0	0	0	0	0	0	0	0	0
RSP	0	0	0	0	0	0	0	0	0	0	0	0	0	0	0	0	0	0
FSP	0	0	0	0	0	0	0	0	0	0	0	0	0	0	0	0	0	0

Calculations (only applicable for Terminating Buses)

Start Hour	End Hour	Total	Terminating	Terminating	Number of Trips																		Start Emission (g)		
		#	Ratio	#	5	10	20	30	40	50	60	120	180	240	300	360	420	480	540	600	660	720	TSP	RSP	FSP
0	100	15	0.83	*12.50*	0	0	0	*12.50*	0	0	0	0	0	0	0	0	0	0	0	0	0	0	0	0	0
100	200	2	0.00	*0.00*	0	0	0	*0.00*	0	0	0	0	0	0	0	0	0	0	0	0	0	0	0	0	0
200	300	2	0.00	*0.00*	0	0	0	*0.00*	0	0	0	0	0	0	0	0	0	0	0	0	0	0	0	0	0
300	400	0	0.00	*0.00*	0	0	0	*0.00*	0	0	0	0	0	0	0	0	0	0	0	0	0	0	0	0	0
400	500	0	0.00	*0.00*	0	0	0	*0.00*	0	0	0	0	0	0	0	0	0	0	0	0	0	0	0	0	0
500	600	8	1.00	*8.00*	0	0	0	*8.00*	0	0	0	0	0	0	0	0	0	0	0	0	0	0	0	0	0
600	700	37	0.69	*25.62*	0	0	0	*25.62*	0	0	0	0	0	0	0	0	0	0	0	0	0	0	0	0	0
700	800	37	0.53	*19.53*	0	0	0	*19.53*	0	0	0	0	0	0	0	0	0	0	0	0	0	0	0	0	0
800	900	37	0.75	*27.75*	0	0	0	*27.75*	0	0	0	0	0	0	0	0	0	0	0	0	0	0	0	0	0
900	1000	29	0.72	*20.88*	0	0	0	*20.88*	0	0	0	0	0	0	0	0	0	0	0	0	0	0	0	0	0
1000	1100	29	0.75	*21.75*	0	0	0	*21.75*	0	0	0	0	0	0	0	0	0	0	0	0	0	0	0	0	0
1100	1200	29	0.75	*21.75*	0	0	0	*21.75*	0	0	0	0	0	0	0	0	0	0	0	0	0	0	0	0	0
1200	1300	29	0.75	*21.75*	0	0	0	*21.75*	0	0	0	0	0	0	0	0	0	0	0	0	0	0	0	0	0
1300	1400	29	0.75	*21.75*	0	0	0	*21.75*	0	0	0	0	0	0	0	0	0	0	0	0	0	0	0	0	0
1400	1500	29	0.75	*21.75*	0	0	0	*21.75*	0	0	0	0	0	0	0	0	0	0	0	0	0	0	0	0	0
1500	1600	29	0.67	*19.33*	0	0	0	*19.33*	0	0	0	0	0	0	0	0	0	0	0	0	0	0	0	0	0
1600	1700	37	0.69	*25.62*	0	0	0	*25.62*	0	0	0	0	0	0	0	0	0	0	0	0	0	0	0	0	0
1700	1800	38	0.68	*25.79*	0	0	0	*25.79*	0	0	0	0	0	0	0	0	0	0	0	0	0	0	0	0	0
1800	1900	38	0.79	*30.08*	0	0	0	*30.08*	0	0	0	0	0	0	0	0	0	0	0	0	0	0	0	0	0
1900	2000	38	0.72	*27.36*	0	0	0	*27.36*	0	0	0	0	0	0	0	0	0	0	0	0	0	0	0	0	0
2000	2100	29	0.72	*20.88*	0	0	0	*20.88*	0	0	0	0	0	0	0	0	0	0	0	0	0	0	0	0	0
2100	2200	29	0.72	*20.88*	0	0	0	*20.88*	0	0	0	0	0	0	0	0	0	0	0	0	0	0	0	0	0
2200	2300	29	0.75	*21.75*	0	0	0	*21.75*	0	0	0	0	0	0	0	0	0	0	0	0	0	0	0	0	0
2300	2400	29	0.80	*23.20*	0	0	0	*23.20*	0	0	0	0	0	0	0	0	0	0	0	0	0	0	0	0	0

Remark: Number of trips were derived based on on-site observations at the PTIs and operators' published schedules.

*No bus park overnight at this PTI based on site observation.

PART 3 - Idling Emission (Terminating Buses)

Parameters

Idling Time for Terminating Buses = 2 min(s) *As On-Site observations

Calculations (only applicable for Terminating Buses) *Cold Idling = 60-720min; Hot idling = 5-50min. *Total Idling Emission = Cold Idling + Hot idling

Start Hour	End Hour	Trips (60-720min)	Cold Idling Emission Factor (g/min)			Cold Idling Emission (g)			Trips (5-50min)	Hot Idling Emission Factor (g/min)			Hot Idling Emission (g)			Total Idling Emission within PTI (g)			B: Total Idling Emission within Rate PTI (g/s)		
			TSP	RSP	FSP	TSP	RSP	FSP		TSP	RSP	FSP	TSP	RSP	FSP	TSP	RSP	FSP	TSP	RSP	FSP
0	100	0	1.55E-03	1.55E-03	1.55E-03	0	0	0	12.50	1.55E-03	1.55E-03	1.55E-03	3.87E-02	3.87E-02	3.87E-02	3.87E-02	3.87E-02	3.87E-02	1.07E-05	1.07E-05	1.07E-05
100	200	0	1.55E-03	1.55E-03	1.55E-03	0	0	0	0.00	1.55E-03	1.55E-03	1.55E-03	0.00E+00	0.00E+00	0.00E+00	0.00E+00	0.00E+00	0.00E+00	0.00E+00	0.00E+00	0.00E+00
200	300	0	1.55E-03	1.55E-03	1.55E-03	0	0	0	0.00	1.55E-03	1.55E-03	1.55E-03	0.00E+00	0.00E+00	0.00E+00	0.00E+00	0.00E+00	0.00E+00	0.00E+00	0.00E+00	0.00E+00
300	400	0	1.55E-03	1.55E-03	1.55E-03	0	0	0	0.00	1.55E-03	1.55E-03	1.55E-03	0.00E+00	0.00E+00	0.00E+00	0.00E+00	0.00E+00	0.00E+00	0.00E+00	0.00E+00	0.00E+00
400	500	0	1.55E-03	1.55E-03	1.55E-03	0	0	0	0.00	1.55E-03	1.55E-03	1.55E-03	0.00E+00	0.00E+00	0.00E+00	0.00E+00	0.00E+00	0.00E+00	0.00E+00	0.00E+00	0.00E+00
500	600	0	1.55E-03	1.55E-03	1.55E-03	0	0	0	8.00	1.55E-03	1.55E-03	1.55E-03	2.47E-02	2.47E-02	2.47E-02	2.47E-02	2.47E-02	2.47E-02	6.87E-06	6.87E-06	6.87E-06
600	700	0	1.55E-03	1.55E-03	1.55E-03	0	0	0	25.62	1.55E-03	1.55E-03	1.55E-03	7.92E-02	7.92E-02	7.92E-02	7.92E-02	7.92E-02	7.92E-02	2.20E-05	2.20E-05	2.20E-05
700	800	0	1.55E-03	1.55E-03	1.55E-03	0	0	0	19.53	1.55E-03	1.55E-03	1.55E-03	6.04E-02	6.04E-02	6.04E-02	6.04E-02	6.04E-02	6.04E-02	1.68E-05	1.68E-05	1.68E-05
800	900	0	1.55E-03	1.55E-03	1.55E-03	0	0	0	27.75	1.55E-03	1.55E-03	1.55E-03	8.58E-02	8.58E-02	8.58E-02	8.58E-02	8.58E-02	8.58E-02	2.38E-05	2.38E-05	2.38E-05
900	1000	0	1.55E-03	1.55E-03	1.55E-03	0	0	0	20.88	1.55E-03	1.55E-03	1.55E-03	6.46E-02	6.46E-02	6.46E-02	6.46E-02	6.46E-02	6.46E-02	1.79E-05	1.79E-05	1.79E-05
1000	1100	0	1.55E-03	1.55E-03	1.55E-03	0	0	0	21.75	1.55E-03	1.55E-03	1.55E-03	6.73E-02	6.73E-02	6.73E-02	6.73E-02	6.73E-02	6.73E-02	1.87E-05	1.87E-05	1.87E-05
1100	1200	0	1.55E-03	1.55E-03	1.55E-03	0	0	0	21.75	1.55E-03	1.55E-03	1.55E-03	6.73E-02	6.73E-02	6.73E-02	6.73E-02	6.73E-02	6.73E-02	1.87E-05	1.87E-05	1.87E-05
1200	1300	0	1.55E-03	1.55E-03	1.55E-03	0	0	0	21.75	1.55E-03	1.55E-03	1.55E-03	6.73E-02	6.73E-02	6.73E-02	6.73E-02	6.73E-02	6.73E-02	1.87E-05	1.87E-05	1.87E-05
1300	1400	0	1.55E-03	1.55E-03	1.55E-03	0	0	0	21.75	1.55E-03	1.55E-03	1.55E-03	6.73E-02	6.73E-02	6.73E-02	6.73E-02	6.73E-02	6.73E-02	1.87E-05	1.87E-05	1.87E-05
1400	1500	0	1.55E-03	1.55E-03	1.55E-03	0	0	0	21.75	1.55E-03	1.55E-03	1.55E-03	6.73E-02	6.73E-02	6.73E-02	6.73E-02	6.73E-02	6.73E-02	1.87E-05	1.87E-05	1.87E-05
1500	1600	0	1.55E-03	1.55E-03	1.55E-03	0	0	0	19.33	1.55E-03	1.55E-03	1.55E-03	5.98E-02	5.98E-02	5.98E-02	5.98E-02	5.98E-02	5.98E-02	1.66E-05	1.66E-05	1.66E-05
1600	1700	0	1.55E-03	1.55E-03	1.55E-03	0	0	0	25.62	1.55E-03	1.55E-03	1.55E-03	7.92E-02	7.92E-02	7.92E-02	7.92E-02	7.92E-02	7.92E-02	2.20E-05	2.20E-05	2.20E-05
1700	1800	0	1.55E-03	1.55E-03	1.55E-03	0	0	0	25.79	1.55E-03	1.55E-03	1.55E-03	7.97E-02	7.97E-02	7.97E-02	7.97E-02	7.97E-02	7.97E-02	2.22E-05	2.22E-05	2.22E-05
1800	1900	0	1.55E-03	1.55E-03	1.55E-03	0	0	0	30.08	1.55E-03	1.55E-03	1.55E-03	9.30E-02	9.30E-02	9.30E-02	9.30E-02	9.30E-02	9.30E-02	2.58E-05	2.58E-05	2.58E-05
1900	2000	0	1.55E-03	1.55E-03	1.55E-03	0	0	0	27.36	1.55E-03	1.55E-03	1.55E-03	8.46E-02	8.46E-02	8.46E-02	8.46E-02	8.46E-02	8.46E-02	2.35E-05	2.35E-05	2.35E-05
2000	2100	0	1.55E-03	1.55E-03	1.55E-03	0	0	0	20.88	1.55E-03	1.55E-03	1.55E-03	6.46E-02	6.46E-02	6.46E-02	6.46E-02	6.46E-02	6.46E-02	1.79E-05	1.79E-05	1.79E-05
2100	2200	0	1.55E-03	1.55E-03	1.55E-03	0	0	0	20.88	1.55E-03	1.55E-03	1.55E-03	6.46E-02	6.46E-02	6.46E-02	6.46E-02	6.46E-02	6.46E-02	1.79E-05	1.79E-05	1.79E-05
2200	2300	0	1.55E-03	1.55E-03	1.55E-03	0	0	0	21.75	1.55E-03	1.55E-03	1.55E-03	6.73E-02	6.73E-02	6.73E-02	6.73E-02	6.73E-02	6.73E-02	1.87E-05	1.87E-05	1.87E-05
2300	2400	0	1.55E-03	1.55E-03	1.55E-03	0	0	0	23.20	1.55E-03	1.55E-03	1.55E-03	7.17E-02	7.17E-02	7.17E-02	7.17E-02	7.17E-02	7.17E-02	1.99E-05	1.99E-05	1.99E-05

Parameters

Maximum Duration for adjusting Start Emission = 1 min(s) *As per EPD Guidleine

Travelling Distance from Start Point to PTI Egress = 100 m (Section 2)

Travelling Distance from PTI Egress to Open Road = 600 m (Section 3) * (Section 2)+(Section 3) = 700m Spread Distance as per EPD Guideline

Calculations for Adjusted Start Emission

Start Hour	End Hour	Emission for Adjusting Start Emission (g)			Adjusted Start Emission Within PTI (Section 2) (g)			C: Adjusted Start Emission Rate Within PTI (Section 2) (g/s)			Adjusted Start Emission Outside PTI (Section 3) (g)			E: Adjusted Start Emission Outside PTI (Section 3) (g/s)		
		TSP	RSP	FSP	TSP	RSP	FSP	TSP	RSP	FSP	TSP	RSP	FSP	TSP	RSP	FSP
0	100	1.93E-02	1.93E-02	1.93E-02	0	0	0	0	0	0	0	0	0	0	0	0
100	200	0.00E+00	0.00E+00	0.00E+00	0	0	0	0	0	0	0	0	0	0	0	0
200	300	0.00E+00	0.00E+00	0.00E+00	0	0	0	0	0	0	0	0	0	0	0	0
300	400	0.00E+00	0.00E+00	0.00E+00	0	0	0	0	0	0	0	0	0	0	0	0
400	500	0.00E+00	0.00E+00	0.00E+00	0	0	0	0	0	0	0	0	0	0	0	0
500	600	1.24E-02	1.24E-02	1.24E-02	0	0	0	0	0	0	0	0	0	0	0	0
600	700	3.96E-02	3.96E-02	3.96E-02	0	0	0	0	0	0	0	0	0	0	0	0
700	800	3.02E-02	3.02E-02	3.02E-02	0	0	0	0	0	0	0	0	0	0	0	0
800	900	4.29E-02	4.29E-02	4.29E-02	0	0	0	0	0	0	0	0	0	0	0	0
900	1000	3.23E-02	3.23E-02	3.23E-02	0	0	0	0	0	0	0	0	0	0	0	0
1000	1100	3.36E-02	3.36E-02	3.36E-02	0	0	0	0	0	0	0	0	0	0	0	0
1100	1200	3.36E-02	3.36E-02	3.36E-02	0	0	0	0	0	0	0	0	0	0	0	0
1200	1300	3.36E-02	3.36E-02	3.36E-02	0	0	0	0	0	0	0	0	0	0	0	0
1300	1400	3.36E-02	3.36E-02	3.36E-02	0	0	0	0	0	0	0	0	0	0	0	0
1400	1500	3.36E-02	3.36E-02	3.36E-02	0	0	0	0	0	0	0	0	0	0	0	0
1500	1600	2.99E-02	2.99E-02	2.99E-02	0	0	0	0	0	0	0	0	0	0	0	0
1600	1700	3.96E-02	3.96E-02	3.96E-02	0	0	0	0	0	0	0	0	0	0	0	0
1700	1800	3.99E-02	3.99E-02	3.99E-02	0	0	0	0	0	0	0	0	0	0	0	0
1800	1900	4.65E-02	4.65E-02	4.65E-02	0	0	0	0	0	0	0	0	0	0	0	0
1900	2000	4.23E-02	4.23E-02	4.23E-02	0	0	0	0	0	0	0	0	0	0	0	0
2000	2100	3.23E-02	3.23E-02	3.23E-02	0	0	0	0	0	0	0	0	0	0	0	0
2100	2200	3.23E-02	3.23E-02	3.23E-02	0	0	0	0	0	0	0	0	0	0	0	0
2200	2300	3.36E-02	3.36E-02	3.36E-02	0	0	0	0	0	0	0	0	0	0	0	0
2300	2400	3.59E-02	3.59E-02	3.59E-02	0	0	0	0	0	0	0	0	0	0	0	0

PART 4 - Idling Emission (Bypass Buses)

Parameters

Idling Time for Bypass Buses = 2 min(s) *As On-Site observations

Calculations (only applicable for Bypass Buses) *Only Hot idling occur

Start Hour	End Hour	Total	Bypass Ratio	Bypass	Hot Idling Emission Factor (g/min) TSP	RSP	FSP	Hot Idling Emission (g) TSP	RSP	FSP	D Hot Idling Emission Rate within PTI (g/s) TSP	RSP	FSP
0	100	15	0.17	*2.50*	1.55E-03	1.55E-03	1.55E-03	7.73E-03	7.73E-03	7.73E-03	2.15E-06	2.15E-06	2.15E-06
100	200	2	1.00	*2.00*	1.55E-03	1.55E-03	1.55E-03	6.19E-03	6.19E-03	6.19E-03	1.72E-06	1.72E-06	1.72E-06
200	300	2	1.00	*2.00*	1.55E-03	1.55E-03	1.55E-03	6.19E-03	6.19E-03	6.19E-03	1.72E-06	1.72E-06	1.72E-06
300	400	0	0.00	*0.00*	1.55E-03	1.55E-03	1.55E-03	0.00E+00	0.00E+00	0.00E+00	0.00E+00	0.00E+00	0.00E+00
400	500	0	0.00	*0.00*	1.55E-03	1.55E-03	1.55E-03	0.00E+00	0.00E+00	0.00E+00	0.00E+00	0.00E+00	0.00E+00
500	600	8	0.00	*0.00*	1.55E-03	1.55E-03	1.55E-03	0.00E+00	0.00E+00	0.00E+00	0.00E+00	0.00E+00	0.00E+00
600	700	37	0.31	*11.38*	1.55E-03	1.55E-03	1.55E-03	3.52E-02	3.52E-02	3.52E-02	9.78E-06	9.78E-06	9.78E-06
700	800	37	0.47	*17.47*	1.55E-03	1.55E-03	1.55E-03	5.40E-02	5.40E-02	5.40E-02	1.50E-05	1.50E-05	1.50E-05
800	900	37	0.25	*9.25*	1.55E-03	1.55E-03	1.55E-03	2.86E-02	2.86E-02	2.86E-02	7.95E-06	7.95E-06	7.95E-06
900	1000	29	0.28	*8.12*	1.55E-03	1.55E-03	1.55E-03	2.51E-02	2.51E-02	2.51E-02	6.98E-06	6.98E-06	6.98E-06
1000	1100	29	0.25	*7.25*	1.55E-03	1.55E-03	1.55E-03	2.24E-02	2.24E-02	2.24E-02	6.23E-06	6.23E-06	6.23E-06
1100	1200	29	0.25	*7.25*	1.55E-03	1.55E-03	1.55E-03	2.24E-02	2.24E-02	2.24E-02	6.23E-06	6.23E-06	6.23E-06
1200	1300	29	0.25	*7.25*	1.55E-03	1.55E-03	1.55E-03	2.24E-02	2.24E-02	2.24E-02	6.23E-06	6.23E-06	6.23E-06
1300	1400	29	0.25	*7.25*	1.55E-03	1.55E-03	1.55E-03	2.24E-02	2.24E-02	2.24E-02	6.23E-06	6.23E-06	6.23E-06
1400	1500	29	0.25	*7.25*	1.55E-03	1.55E-03	1.55E-03	2.24E-02	2.24E-02	2.24E-02	6.23E-06	6.23E-06	6.23E-06
1500	1600	29	0.33	*9.67*	1.55E-03	1.55E-03	1.55E-03	2.99E-02	2.99E-02	2.99E-02	8.30E-06	8.30E-06	8.30E-06
1600	1700	37	0.31	*11.38*	1.55E-03	1.55E-03	1.55E-03	3.52E-02	3.52E-02	3.52E-02	9.78E-06	9.78E-06	9.78E-06
1700	1800	38	0.32	*12.21*	1.55E-03	1.55E-03	1.55E-03	3.78E-02	3.78E-02	3.78E-02	1.05E-05	1.05E-05	1.05E-05
1800	1900	38	0.21	*7.92*	1.55E-03	1.55E-03	1.55E-03	2.45E-02	2.45E-02	2.45E-02	6.80E-06	6.80E-06	6.80E-06
1900	2000	38	0.28	*10.64*	1.55E-03	1.55E-03	1.55E-03	3.29E-02	3.29E-02	3.29E-02	9.14E-06	9.14E-06	9.14E-06
2000	2100	29	0.28	*8.12*	1.55E-03	1.55E-03	1.55E-03	2.51E-02	2.51E-02	2.51E-02	6.98E-06	6.98E-06	6.98E-06
2100	2200	29	0.28	*8.12*	1.55E-03	1.55E-03	1.55E-03	2.51E-02	2.51E-02	2.51E-02	6.98E-06	6.98E-06	6.98E-06
2200	2300	29	0.25	*7.25*	1.55E-03	1.55E-03	1.55E-03	2.24E-02	2.24E-02	2.24E-02	6.23E-06	6.23E-06	6.23E-06
2300	2400	29	0.20	*5.80*	1.55E-03	1.55E-03	1.55E-03	1.79E-02	1.79E-02	1.79E-02	4.98E-06	4.98E-06	4.98E-06

PART 5 - Sum up all above parts

Calculations

Start Hour	End Hour	Within PTI Calc: A+B+C+D — Within PTI (Section 1 + Section 2) Total Emission Rate (g/s) TSP	RSP	FSP	E: Spread distance (Section 3) — Outside PTI (to Ching Hiu Road Westbound) Total #	Total Emission Rate (g/s) TSP	RSP	FSP	E: Spread distance (Section 3) — Outside PTI (to Ching Hiu Road Eastbound) Total #	Total Emission Rate (g/s) TSP	RSP	FSP
0	100	3.06E-04	3.06E-04	2.82E-04	*5.00*	0	0	0	*7.50*	0	0	0
100	200	4.08E-05	4.08E-05	3.77E-05	*0.00*	0	0	0	*0.00*	0	0	0
200	300	4.08E-05	4.08E-05	3.77E-05	*0.00*	0	0	0	*0.00*	0	0	0
300	400	0.00E+00	0.00E+00	0.00E+00	*0.00*	0	0	0	*0.00*	0	0	0
400	500	0.00E+00	0.00E+00	0.00E+00	*0.00*	0	0	0	*0.00*	0	0	0
500	600	1.63E-04	1.63E-04	1.51E-04	*2.00*	0	0	0	*6.00*	0	0	0
600	700	7.54E-04	7.54E-04	6.97E-04	*5.69*	0	0	0	*19.92*	0	0	0
700	800	7.54E-04	7.54E-04	6.97E-04	*4.11*	0	0	0	*15.42*	0	0	0
800	900	7.54E-04	7.54E-04	6.97E-04	*6.17*	0	0	0	*21.58*	0	0	0
900	1000	5.91E-04	5.91E-04	5.46E-04	*4.64*	0	0	0	*16.24*	0	0	0
1000	1100	5.91E-04	5.91E-04	5.46E-04	*4.83*	0	0	0	*16.92*	0	0	0
1100	1200	5.91E-04	5.91E-04	5.46E-04	*4.83*	0	0	0	*16.92*	0	0	0
1200	1300	5.91E-04	5.91E-04	5.46E-04	*4.83*	0	0	0	*16.92*	0	0	0
1300	1400	5.91E-04	5.91E-04	5.46E-04	*4.83*	0	0	0	*16.92*	0	0	0
1400	1500	5.91E-04	5.91E-04	5.46E-04	*4.83*	0	0	0	*16.92*	0	0	0
1500	1600	5.91E-04	5.91E-04	5.46E-04	*4.30*	0	0	0	*15.04*	0	0	0
1600	1700	7.54E-04	7.54E-04	6.97E-04	*5.69*	0	0	0	*19.92*	0	0	0
1700	1800	7.75E-04	7.75E-04	7.15E-04	*5.43*	0	0	0	*20.36*	0	0	0
1800	1900	7.75E-04	7.75E-04	7.15E-04	*6.33*	0	0	0	*23.75*	0	0	0
1900	2000	7.75E-04	7.75E-04	7.15E-04	*6.08*	0	0	0	*21.28*	0	0	0
2000	2100	5.91E-04	5.91E-04	5.46E-04	*4.64*	0	0	0	*16.24*	0	0	0
2100	2200	5.91E-04	5.91E-04	5.46E-04	*4.64*	0	0	0	*16.24*	0	0	0
2200	2300	5.91E-04	5.91E-04	5.46E-04	*4.83*	0	0	0	*16.92*	0	0	0
2300	2400	5.91E-04	5.91E-04	5.46E-04	*5.80*	0	0	0	*17.40*	0	0	0

Start Hour	End Hour	Hourly Profile Ratio (0800-0900 as Baseline) TSP	RSP	FSP	Hourly Profile Ratio (0800-0900 as Baseline) TSP	RSP	FSP	Hourly Profile Ratio (0800-0900 as Baseline) TSP	RSP	FSP
0	100	0.4054	0.4054	0.4054	0	0	0	0	0	0
100	200	0.0541	0.0541	0.0541	0	0	0	0	0	0
200	300	0.0541	0.0541	0.0541	0	0	0	0	0	0
300	400	0.0000	0.0000	0.0000	0	0	0	0	0	0
400	500	0.0000	0.0000	0.0000	0	0	0	0	0	0
500	600	0.2162	0.2162	0.2162	0	0	0	0	0	0
600	700	1.0000	1.0000	1.0000	0	0	0	0	0	0
700	800	1.0000	1.0000	1.0000	0	0	0	0	0	0
800	900	1.0000	1.0000	1.0000	0	0	0	0	0	0
900	1000	0.7838	0.7838	0.7838	0	0	0	0	0	0
1000	1100	0.7838	0.7838	0.7838	0	0	0	0	0	0
1100	1200	0.7838	0.7838	0.7838	0	0	0	0	0	0
1200	1300	0.7838	0.7838	0.7838	0	0	0	0	0	0
1300	1400	0.7838	0.7838	0.7838	0	0	0	0	0	0
1400	1500	0.7838	0.7838	0.7838	0	0	0	0	0	0
1500	1600	0.7838	0.7838	0.7838	0	0	0	0	0	0
1600	1700	1.0000	1.0000	1.0000	0	0	0	0	0	0
1700	1800	1.0270	1.0270	1.0270	0	0	0	0	0	0
1800	1900	1.0270	1.0270	1.0270	0	0	0	0	0	0
1900	2000	1.0270	1.0270	1.0270	0	0	0	0	0	0
2000	2100	0.7838	0.7838	0.7838	0	0	0	0	0	0
2100	2200	0.7838	0.7838	0.7838	0	0	0	0	0	0
2200	2300	0.7838	0.7838	0.7838	0	0	0	0	0	0
2300	2400	0.7838	0.7838	0.7838	0	0	0	0	0	0

Ching Ho Estate PTI **PTI Type:** Open Area **Assessment Vehicle:** FBSD

PART 1 - Running Emission

Parameters

Average Travelling Distance from PTI Ingress to Start Point =	100	m	(Section 1 - Ingress)
Average Travelling Distance from Start Point to PTI Egress =	100	m	(Section 2 - Egress)
Total Travelling Distance in PTI	0.200	km	(1km=1000m)
Travelling Speed =	10	kph	

Calculations **(Input)** **A**

Start Hour	End Hour	Total	Running Emission Factor (g/km·vehicle)			Running Emission Within PTI (g)			Running Emission Rate Within PTI (g/s)		
						Within PTI (Section 1)+(Section 2)					
			TSP	RSP	FSP	TSP	RSP	FSP	TSP	RSP	FSP
0	100	1	0.2806	0.2806	0.2581	5.61E-02	5.61E-02	5.16E-02	1.56E-05	1.56E-05	1.43E-05
100	200	0	0.2806	0.2806	0.2581	0.00E+00	0.00E+00	0.00E+00	0.00E+00	0.00E+00	0.00E+00
200	300	0	0.2806	0.2806	0.2581	0.00E+00	0.00E+00	0.00E+00	0.00E+00	0.00E+00	0.00E+00
300	400	0	0.2806	0.2806	0.2581	0.00E+00	0.00E+00	0.00E+00	0.00E+00	0.00E+00	0.00E+00
400	500	0	0.2806	0.2806	0.2581	0.00E+00	0.00E+00	0.00E+00	0.00E+00	0.00E+00	0.00E+00
500	600	4	0.2806	0.2806	0.2581	2.24E-01	2.24E-01	2.06E-01	6.24E-05	6.24E-05	5.74E-05
600	700	3	0.2806	0.2806	0.2581	1.68E-01	1.68E-01	1.55E-01	4.68E-05	4.68E-05	4.30E-05
700	800	3	0.2806	0.2806	0.2581	1.68E-01	1.68E-01	1.55E-01	4.68E-05	4.68E-05	4.30E-05
800	900	3	0.2806	0.2806	0.2581	1.68E-01	1.68E-01	1.55E-01	4.68E-05	4.68E-05	4.30E-05
900	1000	3	0.2806	0.2806	0.2581	1.68E-01	1.68E-01	1.55E-01	4.68E-05	4.68E-05	4.30E-05
1000	1100	3	0.2806	0.2806	0.2581	1.68E-01	1.68E-01	1.55E-01	4.68E-05	4.68E-05	4.30E-05
1100	1200	3	0.2806	0.2806	0.2581	1.68E-01	1.68E-01	1.55E-01	4.68E-05	4.68E-05	4.30E-05
1200	1300	3	0.2806	0.2806	0.2581	1.68E-01	1.68E-01	1.55E-01	4.68E-05	4.68E-05	4.30E-05
1300	1400	2	0.2806	0.2806	0.2581	1.12E-01	1.12E-01	1.03E-01	3.12E-05	3.12E-05	2.87E-05
1400	1500	2	0.2806	0.2806	0.2581	1.12E-01	1.12E-01	1.03E-01	3.12E-05	3.12E-05	2.87E-05
1500	1600	2	0.2806	0.2806	0.2581	1.12E-01	1.12E-01	1.03E-01	3.12E-05	3.12E-05	2.87E-05
1600	1700	2	0.2806	0.2806	0.2581	1.12E-01	1.12E-01	1.03E-01	3.12E-05	3.12E-05	2.87E-05
1700	1800	2	0.2806	0.2806	0.2581	1.12E-01	1.12E-01	1.03E-01	3.12E-05	3.12E-05	2.87E-05
1800	1900	2	0.2806	0.2806	0.2581	1.12E-01	1.12E-01	1.03E-01	3.12E-05	3.12E-05	2.87E-05
1900	2000	2	0.2806	0.2806	0.2581	1.12E-01	1.12E-01	1.03E-01	3.12E-05	3.12E-05	2.87E-05
2000	2100	2	0.2806	0.2806	0.2581	1.12E-01	1.12E-01	1.03E-01	3.12E-05	3.12E-05	2.87E-05
2100	2200	2	0.2806	0.2806	0.2581	1.12E-01	1.12E-01	1.03E-01	3.12E-05	3.12E-05	2.87E-05
2200	2300	2	0.2806	0.2806	0.2581	1.12E-01	1.12E-01	1.03E-01	3.12E-05	3.12E-05	2.87E-05
2300	2400	2	0.2806	0.2806	0.2581	1.12E-01	1.12E-01	1.03E-01	3.12E-05	3.12E-05	2.87E-05

PART 2 - Start Emission (only for Terminating Buses)

Start Emission Factor Extracted from EMFAC (g/trip)

	5	10	20	30	40	50	60	120	180	240	300	360	420	480	540	600	660	720
TSP	0	0	0	0	0	0	0	0	0	0	0	0	0	0	0	0	0	0
RSP	0	0	0	0	0	0	0	0	0	0	0	0	0	0	0	0	0	0
FSP	0	0	0	0	0	0	0	0	0	0	0	0	0	0	0	0	0	0

Calculations (only applicable for Terminating Buses)

Start Hour	End Hour	Total	Terminating	Terminating	Number of Trips																		Start Emission (g)		
		#	Ratio	#	5	10	20	30	40	50	60	120	180	240	300	360	420	480	540	600	660	720	TSP	RSP	FSP
0	100	1	0.83	*0.83*	0	0	0	*0.83*	0	0	0	0	0	0	0	0	0	0	0	0	0	0	0	0	0
100	200	0	0.00	*0.00*	0	0	0	*0.00*	0	0	0	0	0	0	0	0	0	0	0	0	0	0	0	0	0
200	300	0	0.00	*0.00*	0	0	0	*0.00*	0	0	0	0	0	0	0	0	0	0	0	0	0	0	0	0	0
300	400	0	0.00	*0.00*	0	0	0	*0.00*	0	0	0	0	0	0	0	0	0	0	0	0	0	0	0	0	0
400	500	0	0.00	*0.00*	0	0	0	*0.00*	0	0	0	0	0	0	0	0	0	0	0	0	0	0	0	0	0
500	600	4	1.00	*4.00*	0	0	0	*4.00*	0	0	0	0	0	0	0	0	0	0	0	0	0	0	0	0	0
600	700	3	0.69	*2.08*	0	0	0	*2.08*	0	0	0	0	0	0	0	0	0	0	0	0	0	0	0	0	0
700	800	3	0.53	*1.58*	0	0	0	*1.58*	0	0	0	0	0	0	0	0	0	0	0	0	0	0	0	0	0
800	900	3	0.75	*2.25*	0	0	0	*2.25*	0	0	0	0	0	0	0	0	0	0	0	0	0	0	0	0	0
900	1000	3	0.72	*2.16*	0	0	0	*2.16*	0	0	0	0	0	0	0	0	0	0	0	0	0	0	0	0	0
1000	1100	3	0.75	*2.25*	0	0	0	*2.25*	0	0	0	0	0	0	0	0	0	0	0	0	0	0	0	0	0
1100	1200	3	0.75	*2.25*	0	0	0	*2.25*	0	0	0	0	0	0	0	0	0	0	0	0	0	0	0	0	0
1200	1300	3	0.75	*2.25*	0	0	0	*2.25*	0	0	0	0	0	0	0	0	0	0	0	0	0	0	0	0	0
1300	1400	2	0.75	*1.50*	0	0	0	*1.50*	0	0	0	0	0	0	0	0	0	0	0	0	0	0	0	0	0
1400	1500	2	0.75	*1.50*	0	0	0	*1.50*	0	0	0	0	0	0	0	0	0	0	0	0	0	0	0	0	0
1500	1600	2	0.67	*1.33*	0	0	0	*1.33*	0	0	0	0	0	0	0	0	0	0	0	0	0	0	0	0	0
1600	1700	2	0.69	*1.38*	0	0	0	*1.38*	0	0	0	0	0	0	0	0	0	0	0	0	0	0	0	0	0
1700	1800	2	0.68	*1.36*	0	0	0	*1.36*	0	0	0	0	0	0	0	0	0	0	0	0	0	0	0	0	0
1800	1900	2	0.79	*1.58*	0	0	0	*1.58*	0	0	0	0	0	0	0	0	0	0	0	0	0	0	0	0	0
1900	2000	2	0.72	*1.44*	0	0	0	*1.44*	0	0	0	0	0	0	0	0	0	0	0	0	0	0	0	0	0
2000	2100	2	0.72	*1.44*	0	0	0	*1.44*	0	0	0	0	0	0	0	0	0	0	0	0	0	0	0	0	0
2100	2200	2	0.72	*1.44*	0	0	0	*1.44*	0	0	0	0	0	0	0	0	0	0	0	0	0	0	0	0	0
2200	2300	2	0.75	*1.50*	0	0	0	*1.50*	0	0	0	0	0	0	0	0	0	0	0	0	0	0	0	0	0
2300	2400	2	0.80	*1.60*	0	0	0	*1.60*	0	0	0	0	0	0	0	0	0	0	0	0	0	0	0	0	0

Remark: Number of trips were derived based on on-site observations at the PTIs and operators' published schedules.

*No bus park overnight at this PTI based on site observation.

PART 3 - Idling Emission (Terminating Buses)

Parameters

Idling Time for Terminating Buses = 2 min(s) *As On-Site observations

Calculations (only applicable for Terminating Buses) *Cold Idling = 60-720min; Hot idling = 5-50min. *Total Idling Emission = Cold Idling + Hot idling

Start Hour	End Hour	Trips (60-720min)	Cold Idling Emission Factor (g/min)			Cold Idling Emission (g)			Trips (5-50min)	Hot Idling Emission Factor (g/min)			Hot Idling Emission (g)			Total Idling Emission within PTI (g)			B: Total Idling Emission Rate within PTI (g/s)		
			TSP	RSP	FSP	TSP	RSP	FSP		TSP	RSP	FSP	TSP	RSP	FSP	TSP	RSP	FSP	TSP	RSP	FSP
0	100	0	8.78E-04	8.78E-04	8.78E-04	0	0	0	0.83	8.78E-04	8.78E-04	8.78E-04	1.46E-03	1.46E-03	1.46E-03	1.46E-03	1.46E-03	1.46E-03	4.06E-07	4.06E-07	4.06E-07
100	200	0	8.78E-04	8.78E-04	8.78E-04	0	0	0	0.00	8.78E-04	8.78E-04	8.78E-04	0.00E+00	0.00E+00	0.00E+00	0.00E+00	0.00E+00	0.00E+00	0.00E+00	0.00E+00	0.00E+00
200	300	0	8.78E-04	8.78E-04	8.78E-04	0	0	0	0.00	8.78E-04	8.78E-04	8.78E-04	0.00E+00	0.00E+00	0.00E+00	0.00E+00	0.00E+00	0.00E+00	0.00E+00	0.00E+00	0.00E+00
300	400	0	8.78E-04	8.78E-04	8.78E-04	0	0	0	0.00	8.78E-04	8.78E-04	8.78E-04	0.00E+00	0.00E+00	0.00E+00	0.00E+00	0.00E+00	0.00E+00	0.00E+00	0.00E+00	0.00E+00
400	500	0	8.78E-04	8.78E-04	8.78E-04	0	0	0	0.00	8.78E-04	8.78E-04	8.78E-04	0.00E+00	0.00E+00	0.00E+00	0.00E+00	0.00E+00	0.00E+00	0.00E+00	0.00E+00	0.00E+00
500	600	0	8.78E-04	8.78E-04	8.78E-04	0	0	0	4.00	8.78E-04	8.78E-04	8.78E-04	7.02E-03	7.02E-03	7.02E-03	7.02E-03	7.02E-03	7.02E-03	1.95E-06	1.95E-06	1.95E-06
600	700	0	8.78E-04	8.78E-04	8.78E-04	0	0	0	2.08	8.78E-04	8.78E-04	8.78E-04	3.65E-03	3.65E-03	3.65E-03	3.65E-03	3.65E-03	3.65E-03	1.01E-06	1.01E-06	1.01E-06
700	800	0	8.78E-04	8.78E-04	8.78E-04	0	0	0	1.58	8.78E-04	8.78E-04	8.78E-04	2.78E-03	2.78E-03	2.78E-03	2.78E-03	2.78E-03	2.78E-03	7.72E-07	7.72E-07	7.72E-07
800	900	0	8.78E-04	8.78E-04	8.78E-04	0	0	0	2.25	8.78E-04	8.78E-04	8.78E-04	3.95E-03	3.95E-03	3.95E-03	3.95E-03	3.95E-03	3.95E-03	1.10E-06	1.10E-06	1.10E-06
900	1000	0	8.78E-04	8.78E-04	8.78E-04	0	0	0	2.16	8.78E-04	8.78E-04	8.78E-04	3.79E-03	3.79E-03	3.79E-03	3.79E-03	3.79E-03	3.79E-03	1.05E-06	1.05E-06	1.05E-06
1000	1100	0	8.78E-04	8.78E-04	8.78E-04	0	0	0	2.25	8.78E-04	8.78E-04	8.78E-04	3.95E-03	3.95E-03	3.95E-03	3.95E-03	3.95E-03	3.95E-03	1.10E-06	1.10E-06	1.10E-06
1100	1200	0	8.78E-04	8.78E-04	8.78E-04	0	0	0	2.25	8.78E-04	8.78E-04	8.78E-04	3.95E-03	3.95E-03	3.95E-03	3.95E-03	3.95E-03	3.95E-03	1.10E-06	1.10E-06	1.10E-06
1200	1300	0	8.78E-04	8.78E-04	8.78E-04	0	0	0	2.25	8.78E-04	8.78E-04	8.78E-04	3.95E-03	3.95E-03	3.95E-03	3.95E-03	3.95E-03	3.95E-03	1.10E-06	1.10E-06	1.10E-06
1300	1400	0	8.78E-04	8.78E-04	8.78E-04	0	0	0	1.50	8.78E-04	8.78E-04	8.78E-04	2.63E-03	2.63E-03	2.63E-03	2.63E-03	2.63E-03	2.63E-03	7.32E-07	7.32E-07	7.32E-07
1400	1500	0	8.78E-04	8.78E-04	8.78E-04	0	0	0	1.50	8.78E-04	8.78E-04	8.78E-04	2.63E-03	2.63E-03	2.63E-03	2.63E-03	2.63E-03	2.63E-03	7.32E-07	7.32E-07	7.32E-07
1500	1600	0	8.78E-04	8.78E-04	8.78E-04	0	0	0	1.33	8.78E-04	8.78E-04	8.78E-04	2.34E-03	2.34E-03	2.34E-03	2.34E-03	2.34E-03	2.34E-03	6.50E-07	6.50E-07	6.50E-07
1600	1700	0	8.78E-04	8.78E-04	8.78E-04	0	0	0	1.38	8.78E-04	8.78E-04	8.78E-04	2.43E-03	2.43E-03	2.43E-03	2.43E-03	2.43E-03	2.43E-03	6.75E-07	6.75E-07	6.75E-07
1700	1800	0	8.78E-04	8.78E-04	8.78E-04	0	0	0	1.36	8.78E-04	8.78E-04	8.78E-04	2.38E-03	2.38E-03	2.38E-03	2.38E-03	2.38E-03	2.38E-03	6.62E-07	6.62E-07	6.62E-07
1800	1900	0	8.78E-04	8.78E-04	8.78E-04	0	0	0	1.58	8.78E-04	8.78E-04	8.78E-04	2.78E-03	2.78E-03	2.78E-03	2.78E-03	2.78E-03	2.78E-03	7.72E-07	7.72E-07	7.72E-07
1900	2000	0	8.78E-04	8.78E-04	8.78E-04	0	0	0	1.44	8.78E-04	8.78E-04	8.78E-04	2.53E-03	2.53E-03	2.53E-03	2.53E-03	2.53E-03	2.53E-03	7.02E-07	7.02E-07	7.02E-07
2000	2100	0	8.78E-04	8.78E-04	8.78E-04	0	0	0	1.44	8.78E-04	8.78E-04	8.78E-04	2.53E-03	2.53E-03	2.53E-03	2.53E-03	2.53E-03	2.53E-03	7.02E-07	7.02E-07	7.02E-07
2100	2200	0	8.78E-04	8.78E-04	8.78E-04	0	0	0	1.44	8.78E-04	8.78E-04	8.78E-04	2.53E-03	2.53E-03	2.53E-03	2.53E-03	2.53E-03	2.53E-03	7.02E-07	7.02E-07	7.02E-07
2200	2300	0	8.78E-04	8.78E-04	8.78E-04	0	0	0	1.50	8.78E-04	8.78E-04	8.78E-04	2.63E-03	2.63E-03	2.63E-03	2.63E-03	2.63E-03	2.63E-03	7.32E-07	7.32E-07	7.32E-07
2300	2400	0	8.78E-04	8.78E-04	8.78E-04	0	0	0	1.60	8.78E-04	8.78E-04	8.78E-04	2.81E-03	2.81E-03	2.81E-03	2.81E-03	2.81E-03	2.81E-03	7.80E-07	7.80E-07	7.80E-07

Parameters

Maximum Duration for adjusting Start Emission = 1 min(s) *As per EPD Guidleine

Travelling Distance from Start Point to PTI Egress = 100 m (Section 2)

Travelling Distance from PTI Egress to Open Road = 600 m (Section 3) * (Section 2)+(Section 3) = 700m Spread Distance as per EPD Guideline

Calculations for Adjusted Start Emission

Start Hour	End Hour	Emission for Adjusting Start Emission (g)			Adjusted Start Emission Within PTI (Section 2) (g)			C: Adjusted Start Emission Rate Within PTI (Section 2) (g/s)			Adjusted Start Emission Outside PTI (Section 3) (g)			E: Adjusted Start Emission Outside PTI (Section 3) (g/s)		
		TSP	RSP	FSP	TSP	RSP	FSP	TSP	RSP	FSP	TSP	RSP	FSP	TSP	RSP	FSP
0	100	7.32E-04	7.32E-04	7.32E-04	0	0	0	0	0	0	0	0	0	0	0	0
100	200	0.00E+00	0.00E+00	0.00E+00	0	0	0	0	0	0	0	0	0	0	0	0
200	300	0.00E+00	0.00E+00	0.00E+00	0	0	0	0	0	0	0	0	0	0	0	0
300	400	0.00E+00	0.00E+00	0.00E+00	0	0	0	0	0	0	0	0	0	0	0	0
400	500	0.00E+00	0.00E+00	0.00E+00	0	0	0	0	0	0	0	0	0	0	0	0
500	600	3.51E-03	3.51E-03	3.51E-03	0	0	0	0	0	0	0	0	0	0	0	0
600	700	1.82E-03	1.82E-03	1.82E-03	0	0	0	0	0	0	0	0	0	0	0	0
700	800	1.39E-03	1.39E-03	1.39E-03	0	0	0	0	0	0	0	0	0	0	0	0
800	900	1.98E-03	1.98E-03	1.98E-03	0	0	0	0	0	0	0	0	0	0	0	0
900	1000	1.90E-03	1.90E-03	1.90E-03	0	0	0	0	0	0	0	0	0	0	0	0
1000	1100	1.98E-03	1.98E-03	1.98E-03	0	0	0	0	0	0	0	0	0	0	0	0
1100	1200	1.98E-03	1.98E-03	1.98E-03	0	0	0	0	0	0	0	0	0	0	0	0
1200	1300	1.98E-03	1.98E-03	1.98E-03	0	0	0	0	0	0	0	0	0	0	0	0
1300	1400	1.32E-03	1.32E-03	1.32E-03	0	0	0	0	0	0	0	0	0	0	0	0
1400	1500	1.32E-03	1.32E-03	1.32E-03	0	0	0	0	0	0	0	0	0	0	0	0
1500	1600	1.17E-03	1.17E-03	1.17E-03	0	0	0	0	0	0	0	0	0	0	0	0
1600	1700	1.22E-03	1.22E-03	1.22E-03	0	0	0	0	0	0	0	0	0	0	0	0
1700	1800	1.19E-03	1.19E-03	1.19E-03	0	0	0	0	0	0	0	0	0	0	0	0
1800	1900	1.39E-03	1.39E-03	1.39E-03	0	0	0	0	0	0	0	0	0	0	0	0
1900	2000	1.26E-03	1.26E-03	1.26E-03	0	0	0	0	0	0	0	0	0	0	0	0
2000	2100	1.26E-03	1.26E-03	1.26E-03	0	0	0	0	0	0	0	0	0	0	0	0
2100	2200	1.26E-03	1.26E-03	1.26E-03	0	0	0	0	0	0	0	0	0	0	0	0
2200	2300	1.32E-03	1.32E-03	1.32E-03	0	0	0	0	0	0	0	0	0	0	0	0
2300	2400	1.40E-03	1.40E-03	1.40E-03	0	0	0	0	0	0	0	0	0	0	0	0

PART 4 - Idling Emission (Bypass Buses)

Parameters

Idling Time for Bypass Buses = 2 min(s) *As On-Site observations

Calculations (only applicable for Bypass Buses) *Only Hot idling occur

Start Hour	End Hour	Total #	Bypass Ratio	Bypass #	Hot Idling Emission Factor (g/min) TSP	RSP	FSP	Hot Idling Emission (g) TSP	RSP	FSP	D Hot Idling Emission Rate within PTI (g/s) TSP	RSP	FSP
0	100	1	0.17	*0.17*	8.78E-04	8.78E-04	8.78E-04	2.93E-04	2.93E-04	2.93E-04	8.13E-08	8.13E-08	8.13E-08
100	200	0	1.00	*0.00*	8.78E-04	8.78E-04	8.78E-04	0.00E+00	0.00E+00	0.00E+00	0.00E+00	0.00E+00	0.00E+00
200	300	0	1.00	*0.00*	8.78E-04	8.78E-04	8.78E-04	0.00E+00	0.00E+00	0.00E+00	0.00E+00	0.00E+00	0.00E+00
300	400	0	0.00	*0.00*	8.78E-04	8.78E-04	8.78E-04	0.00E+00	0.00E+00	0.00E+00	0.00E+00	0.00E+00	0.00E+00
400	500	0	0.00	*0.00*	8.78E-04	8.78E-04	8.78E-04	0.00E+00	0.00E+00	0.00E+00	0.00E+00	0.00E+00	0.00E+00
500	600	4	0.00	*0.00*	8.78E-04	8.78E-04	8.78E-04	0.00E+00	0.00E+00	0.00E+00	0.00E+00	0.00E+00	0.00E+00
600	700	3	0.31	*0.92*	8.78E-04	8.78E-04	8.78E-04	1.62E-03	1.62E-03	1.62E-03	4.50E-07	4.50E-07	4.50E-07
700	800	3	0.47	*1.42*	8.78E-04	8.78E-04	8.78E-04	2.49E-03	2.49E-03	2.49E-03	6.91E-07	6.91E-07	6.91E-07
800	900	3	0.25	*0.75*	8.78E-04	8.78E-04	8.78E-04	1.32E-03	1.32E-03	1.32E-03	3.66E-07	3.66E-07	3.66E-07
900	1000	3	0.28	*0.84*	8.78E-04	8.78E-04	8.78E-04	1.47E-03	1.47E-03	1.47E-03	4.10E-07	4.10E-07	4.10E-07
1000	1100	3	0.25	*0.75*	8.78E-04	8.78E-04	8.78E-04	1.32E-03	1.32E-03	1.32E-03	3.66E-07	3.66E-07	3.66E-07
1100	1200	3	0.25	*0.75*	8.78E-04	8.78E-04	8.78E-04	1.32E-03	1.32E-03	1.32E-03	3.66E-07	3.66E-07	3.66E-07
1200	1300	3	0.25	*0.75*	8.78E-04	8.78E-04	8.78E-04	1.32E-03	1.32E-03	1.32E-03	3.66E-07	3.66E-07	3.66E-07
1300	1400	2	0.25	*0.50*	8.78E-04	8.78E-04	8.78E-04	8.78E-04	8.78E-04	8.78E-04	2.44E-07	2.44E-07	2.44E-07
1400	1500	2	0.25	*0.50*	8.78E-04	8.78E-04	8.78E-04	8.78E-04	8.78E-04	8.78E-04	2.44E-07	2.44E-07	2.44E-07
1500	1600	2	0.33	*0.67*	8.78E-04	8.78E-04	8.78E-04	1.17E-03	1.17E-03	1.17E-03	3.25E-07	3.25E-07	3.25E-07
1600	1700	2	0.31	*0.62*	8.78E-04	8.78E-04	8.78E-04	1.08E-03	1.08E-03	1.08E-03	3.00E-07	3.00E-07	3.00E-07
1700	1800	2	0.32	*0.64*	8.78E-04	8.78E-04	8.78E-04	1.13E-03	1.13E-03	1.13E-03	3.14E-07	3.14E-07	3.14E-07
1800	1900	2	0.21	*0.42*	8.78E-04	8.78E-04	8.78E-04	7.32E-04	7.32E-04	7.32E-04	2.03E-07	2.03E-07	2.03E-07
1900	2000	2	0.28	*0.56*	8.78E-04	8.78E-04	8.78E-04	9.83E-04	9.83E-04	9.83E-04	2.73E-07	2.73E-07	2.73E-07
2000	2100	2	0.28	*0.56*	8.78E-04	8.78E-04	8.78E-04	9.83E-04	9.83E-04	9.83E-04	2.73E-07	2.73E-07	2.73E-07
2100	2200	2	0.28	*0.56*	8.78E-04	8.78E-04	8.78E-04	9.83E-04	9.83E-04	9.83E-04	2.73E-07	2.73E-07	2.73E-07
2200	2300	2	0.25	*0.50*	8.78E-04	8.78E-04	8.78E-04	8.78E-04	8.78E-04	8.78E-04	2.44E-07	2.44E-07	2.44E-07
2300	2400	2	0.20	*0.40*	8.78E-04	8.78E-04	8.78E-04	7.02E-04	7.02E-04	7.02E-04	1.95E-07	1.95E-07	1.95E-07

PART 5 - Sum up all above parts

Calculations

Start Hour	End Hour	Within PTI Calc: A+B+C+D — Within PTI (Section 1 + Section 2) Total Emission Rate (g/s) TSP	RSP	FSP	E: Spread distance (Section 3) — Outside PTI (to Ching Hiu Road Westbound) Total #	Total Emission Rate (g/s) TSP	RSP	FSP	E: Spread distance (Section 3) — Outside PTI (to Ching Hiu Road Eastbound) Total	Total Emission Rate (g/s) TSP	RSP	FSP
0	100	1.61E-05	1.61E-05	1.48E-05	*0.33*	0	0	0	*0.50*	0	0	0
100	200	0.00E+00	0.00E+00	0.00E+00	*0.00*	0	0	0	*0.00*	0	0	0
200	300	0.00E+00	0.00E+00	0.00E+00	*0.00*	0	0	0	*0.00*	0	0	0
300	400	0.00E+00	0.00E+00	0.00E+00	*0.00*	0	0	0	*0.00*	0	0	0
400	500	0.00E+00	0.00E+00	0.00E+00	*0.00*	0	0	0	*0.00*	0	0	0
500	600	6.43E-05	6.43E-05	5.93E-05	*1.00*	0	0	0	*3.00*	0	0	0
600	700	4.82E-05	4.82E-05	4.45E-05	*0.46*	0	0	0	*1.62*	0	0	0
700	800	4.82E-05	4.82E-05	4.45E-05	*0.33*	0	0	0	*1.25*	0	0	0
800	900	4.82E-05	4.82E-05	4.45E-05	*0.50*	0	0	0	*1.75*	0	0	0
900	1000	4.82E-05	4.82E-05	4.45E-05	*0.48*	0	0	0	*1.68*	0	0	0
1000	1100	4.82E-05	4.82E-05	4.45E-05	*0.50*	0	0	0	*1.75*	0	0	0
1100	1200	4.82E-05	4.82E-05	4.45E-05	*0.50*	0	0	0	*1.75*	0	0	0
1200	1300	4.82E-05	4.82E-05	4.45E-05	*0.50*	0	0	0	*1.75*	0	0	0
1300	1400	3.22E-05	3.22E-05	2.97E-05	*0.33*	0	0	0	*1.17*	0	0	0
1400	1500	3.22E-05	3.22E-05	2.97E-05	*0.33*	0	0	0	*1.17*	0	0	0
1500	1600	3.22E-05	3.22E-05	2.97E-05	*0.30*	0	0	0	*1.04*	0	0	0
1600	1700	3.22E-05	3.22E-05	2.97E-05	*0.31*	0	0	0	*1.08*	0	0	0
1700	1800	3.22E-05	3.22E-05	2.97E-05	*0.29*	0	0	0	*1.07*	0	0	0
1800	1900	3.22E-05	3.22E-05	2.97E-05	*0.33*	0	0	0	*1.25*	0	0	0
1900	2000	3.22E-05	3.22E-05	2.97E-05	*0.32*	0	0	0	*1.12*	0	0	0
2000	2100	3.22E-05	3.22E-05	2.97E-05	*0.32*	0	0	0	*1.12*	0	0	0
2100	2200	3.22E-05	3.22E-05	2.97E-05	*0.32*	0	0	0	*1.12*	0	0	0
2200	2300	3.22E-05	3.22E-05	2.97E-05	*0.33*	0	0	0	*1.17*	0	0	0
2300	2400	3.22E-05	3.22E-05	2.97E-05	*0.40*	0	0	0	*1.20*	0	0	0

Start Hour	End Hour	Hourly Profile Ratio (0800-0900 as Baseline) TSP	RSP	FSP	Hourly Profile Ratio (0800-0900 as Baseline) TSP	RSP	FSP	Hourly Profile Ratio (0800-0900 as Baseline) TSP	RSP	FSP
0	100	0.3333	0.3333	0.3333	0	0	0	0	0	0
100	200	0.0000	0.0000	0.0000	0	0	0	0	0	0
200	300	0.0000	0.0000	0.0000	0	0	0	0	0	0
300	400	0.0000	0.0000	0.0000	0	0	0	0	0	0
400	500	0.0000	0.0000	0.0000	0	0	0	0	0	0
500	600	1.3333	1.3333	1.3333	0	0	0	0	0	0
600	700	1.0000	1.0000	1.0000	0	0	0	0	0	0
700	800	1.0000	1.0000	1.0000	0	0	0	0	0	0
800	900	1.0000	1.0000	1.0000	0	0	0	0	0	0
900	1000	1.0000	1.0000	1.0000	0	0	0	0	0	0
1000	1100	1.0000	1.0000	1.0000	0	0	0	0	0	0
1100	1200	1.0000	1.0000	1.0000	0	0	0	0	0	0
1200	1300	1.0000	1.0000	1.0000	0	0	0	0	0	0
1300	1400	0.6667	0.6667	0.6667	0	0	0	0	0	0
1400	1500	0.6667	0.6667	0.6667	0	0	0	0	0	0
1500	1600	0.6667	0.6667	0.6667	0	0	0	0	0	0
1600	1700	0.6667	0.6667	0.6667	0	0	0	0	0	0
1700	1800	0.6667	0.6667	0.6667	0	0	0	0	0	0
1800	1900	0.6667	0.6667	0.6667	0	0	0	0	0	0
1900	2000	0.6667	0.6667	0.6667	0	0	0	0	0	0
2000	2100	0.6667	0.6667	0.6667	0	0	0	0	0	0
2100	2200	0.6667	0.6667	0.6667	0	0	0	0	0	0
2200	2300	0.6667	0.6667	0.6667	0	0	0	0	0	0
2300	2400	0.6667	0.6667	0.6667	0	0	0	0	0	0

Ching Ho Estate PTI **PTI Type:** Open Area **Assessment Vehicle:** PLB **Fuel:** DIESEL

PART 1 - Running Emission

Parameters

Average Travelling Distance from PTI Ingress to Start Point =	100	m	(Section 1 - Ingress)
Average Travelling Distance from Start Point to PTI Egress =	100	m	(Section 2 - Egress)
Total Travelling Distance in PTI	0.200	km	(1km=1000m)
Travelling Speed =	10	kph	

Population Ratio Extracted from EMFAC

Diesel %	LPG %
72.68%	27.32%

Calculations (Input) A

Start Hour	End Hour	Total	Total (in Fuel Type)	Within PTI (Section 1)+(Section 2) Running Emission Factor (g/km·vehicle) TSP	RSP	FSP	Running Emission Within PTI (g) TSP	RSP	FSP	Running Emission Rate Within PTI (g/s) TSP	RSP	FSP
0	100	0	*0.00*	0.076	0.076	0.0699	0.00E+00	0.00E+00	0.00E+00	0.00E+00	0.00E+00	0.00E+00
100	200	0	*0.00*	0.076	0.076	0.0699	0.00E+00	0.00E+00	0.00E+00	0.00E+00	0.00E+00	0.00E+00
200	300	0	*0.00*	0.076	0.076	0.0699	0.00E+00	0.00E+00	0.00E+00	0.00E+00	0.00E+00	0.00E+00
300	400	0	*0.00*	0.076	0.076	0.0699	0.00E+00	0.00E+00	0.00E+00	0.00E+00	0.00E+00	0.00E+00
400	500	0	*0.00*	0.076	0.076	0.0699	0.00E+00	0.00E+00	0.00E+00	0.00E+00	0.00E+00	0.00E+00
500	600	0	*0.00*	0.076	0.076	0.0699	0.00E+00	0.00E+00	0.00E+00	0.00E+00	0.00E+00	0.00E+00
600	700	7	*5.09*	0.076	0.076	0.0699	7.73E-02	7.73E-02	7.11E-02	2.15E-05	2.15E-05	1.98E-05
700	800	8	*5.81*	0.076	0.076	0.0699	8.84E-02	8.84E-02	8.13E-02	2.45E-05	2.45E-05	2.26E-05
800	900	8	*5.81*	0.076	0.076	0.0699	8.84E-02	8.84E-02	8.13E-02	2.45E-05	2.45E-05	2.26E-05
900	1000	8	*5.81*	0.076	0.076	0.0699	8.84E-02	8.84E-02	8.13E-02	2.45E-05	2.45E-05	2.26E-05
1000	1100	8	*5.81*	0.076	0.076	0.0699	8.84E-02	8.84E-02	8.13E-02	2.45E-05	2.45E-05	2.26E-05
1100	1200	8	*5.81*	0.076	0.076	0.0699	8.84E-02	8.84E-02	8.13E-02	2.45E-05	2.45E-05	2.26E-05
1200	1300	8	*5.81*	0.076	0.076	0.0699	8.84E-02	8.84E-02	8.13E-02	2.45E-05	2.45E-05	2.26E-05
1300	1400	6	*4.36*	0.076	0.076	0.0699	6.63E-02	6.63E-02	6.10E-02	1.84E-05	1.84E-05	1.69E-05
1400	1500	5	*3.63*	0.076	0.076	0.0699	5.52E-02	5.52E-02	5.08E-02	1.53E-05	1.53E-05	1.41E-05
1500	1600	6	*4.36*	0.076	0.076	0.0699	6.63E-02	6.63E-02	6.10E-02	1.84E-05	1.84E-05	1.69E-05
1600	1700	6	*4.36*	0.076	0.076	0.0699	6.63E-02	6.63E-02	6.10E-02	1.84E-05	1.84E-05	1.69E-05
1700	1800	5	*3.63*	0.076	0.076	0.0699	5.52E-02	5.52E-02	5.08E-02	1.53E-05	1.53E-05	1.41E-05
1800	1900	6	*4.36*	0.076	0.076	0.0699	6.63E-02	6.63E-02	6.10E-02	1.84E-05	1.84E-05	1.69E-05
1900	2000	6	*4.36*	0.076	0.076	0.0699	6.63E-02	6.63E-02	6.10E-02	1.84E-05	1.84E-05	1.69E-05
2000	2100	6	*4.36*	0.076	0.076	0.0699	6.63E-02	6.63E-02	6.10E-02	1.84E-05	1.84E-05	1.69E-05
2100	2200	6	*4.36*	0.076	0.076	0.0699	6.63E-02	6.63E-02	6.10E-02	1.84E-05	1.84E-05	1.69E-05
2200	2300	6	*4.36*	0.076	0.076	0.0699	6.63E-02	6.63E-02	6.10E-02	1.84E-05	1.84E-05	1.69E-05
2300	2400	0	*0.00*	0.076	0.076	0.0699	0.00E+00	0.00E+00	0.00E+00	0.00E+00	0.00E+00	0.00E+00

PART 2 - Start Emission

Start Emission Factor Extracted from EMFAC (g/trip)

	5	10	20	30	40	50	60	120	180	240	300	360	420	480	540	600	660	720
TSP	0	0	0	0	0	0	0	0	0	0	0	0	0	0	0	0	0	0
RSP	0	0	0	0	0	0	0	0	0	0	0	0	0	0	0	0	0	0
FSP	0	0	0	0	0	0	0	0	0	0	0	0	0	0	0	0	0	0

Calculations

Start Hour	End Hour	Total in Fuel #	Number of Trips 5	10	20	30	40	50	60	120	180	240	300	360	420	480	540	600	660	720	Start Emission (g) TSP	RSP	FSP
0	100	*0.00*	0	0	*0.00*	0	0	0	0	0	0	0	0	0	0	0	0	0	0	0	0	0	0
100	200	*0.00*	0	0	*0.00*	0	0	0	0	0	0	0	0	0	0	0	0	0	0	0	0	0	0
200	300	*0.00*	0	0	*0.00*	0	0	0	0	0	0	0	0	0	0	0	0	0	0	0	0	0	0
300	400	*0.00*	0	0	*0.00*	0	0	0	0	0	0	0	0	0	0	0	0	0	0	0	0	0	0
400	500	*0.00*	0	0	*0.00*	0	0	0	0	0	0	0	0	0	0	0	0	0	0	0	0	0	0
500	600	*0.00*	0	0	*0.00*	0	0	0	0	0	0	0	0	0	0	0	0	0	0	0	0	0	0
600	700	*5.09*	0	0	*0.00*	0	0	0	0	0	0	0	0	0	*5.09*	0	0	0	0	0	0	0	0
700	800	*5.81*	0	0	*5.81*	0	0	0	0	0	0	0	0	0	0	0	0	0	0	0	0	0	0
800	900	*5.81*	0	0	*5.81*	0	0	0	0	0	0	0	0	0	0	0	0	0	0	0	0	0	0
900	1000	*5.81*	0	0	*5.81*	0	0	0	0	0	0	0	0	0	0	0	0	0	0	0	0	0	0
1000	1100	*5.81*	0	0	*5.81*	0	0	0	0	0	0	0	0	0	0	0	0	0	0	0	0	0	0
1100	1200	*5.81*	0	0	*5.81*	0	0	0	0	0	0	0	0	0	0	0	0	0	0	0	0	0	0
1200	1300	*5.81*	0	0	*5.81*	0	0	0	0	0	0	0	0	0	0	0	0	0	0	0	0	0	0
1300	1400	*4.36*	0	0	*4.36*	0	0	0	0	0	0	0	0	0	0	0	0	0	0	0	0	0	0
1400	1500	*3.63*	0	0	*3.63*	0	0	0	0	0	0	0	0	0	0	0	0	0	0	0	0	0	0
1500	1600	*4.36*	0	0	*4.36*	0	0	0	0	0	0	0	0	0	0	0	0	0	0	0	0	0	0
1600	1700	*4.36*	0	0	*4.36*	0	0	0	0	0	0	0	0	0	0	0	0	0	0	0	0	0	0
1700	1800	*3.63*	0	0	*3.63*	0	0	0	0	0	0	0	0	0	0	0	0	0	0	0	0	0	0
1800	1900	*4.36*	0	0	*4.36*	0	0	0	0	0	0	0	0	0	0	0	0	0	0	0	0	0	0
1900	2000	*4.36*	0	0	*4.36*	0	0	0	0	0	0	0	0	0	0	0	0	0	0	0	0	0	0
2000	2100	*4.36*	0	0	*4.36*	0	0	0	0	0	0	0	0	0	0	0	0	0	0	0	0	0	0
2100	2200	*4.36*	0	0	*4.36*	0	0	0	0	0	0	0	0	0	0	0	0	0	0	0	0	0	0
2200	2300	*4.36*	0	0	*4.36*	0	0	0	0	0	0	0	0	0	0	0	0	0	0	0	0	0	0
2300	2400	*0.00*	0	0	*0.00*	0	0	0	0	0	0	0	0	0	0	0	0	0	0	0	0	0	0

Remark: Number of trips were derived based on on-site observations at the PTIs and operators' published schedules.

PART 3 - Idling Emission

Parameters

Idling Time = 2 min(s) *As On-Site observations

Calculations

*Cold Idling = 60-720min; Hot idling = 5-50min.

*Total Idling Emission = Cold Idling + Hot idling

Start Hour	End Hour	Trips (60-720min)	Cold Idling Emission Factor (g/min)			Cold Idling Emission (g)				Trips (5-50min)	Hot Idling Emission Factor (g/min)			Hot Idling Emission (g)			Total Idling Emission within PTI (g)			B: Total Idling Emission Rate within PTI (g/s)		
			TSP	RSP	FSP	TSP	RSP	RSP	FSP		TSP	RSP	FSP	TSP	RSP	FSP	TSP	RSP	FSP	TSP	RSP	FSP
0	100	0	4.33E-04	4.33E-04	4.33E-04	0	0	0	0	0.00	4.33E-04	4.33E-04	4.33E-04	0.00E+00	0.00E+00	0.00E+00	0.00E+00	0.00E+00	0.00E+00	0.00E+00	0.00E+00	0.00E+00
100	200	0	4.33E-04	4.33E-04	4.33E-04	0	0	0	0	0.00	4.33E-04	4.33E-04	4.33E-04	0.00E+00	0.00E+00	0.00E+00	0.00E+00	0.00E+00	0.00E+00	0.00E+00	0.00E+00	0.00E+00
200	300	0	4.33E-04	4.33E-04	4.33E-04	0	0	0	0	0.00	4.33E-04	4.33E-04	4.33E-04	0.00E+00	0.00E+00	0.00E+00	0.00E+00	0.00E+00	0.00E+00	0.00E+00	0.00E+00	0.00E+00
300	400	0	4.33E-04	4.33E-04	4.33E-04	0	0	0	0	0.00	4.33E-04	4.33E-04	4.33E-04	0.00E+00	0.00E+00	0.00E+00	0.00E+00	0.00E+00	0.00E+00	0.00E+00	0.00E+00	0.00E+00
400	500	0	4.33E-04	4.33E-04	4.33E-04	0	0	0	0	0.00	4.33E-04	4.33E-04	4.33E-04	0.00E+00	0.00E+00	0.00E+00	0.00E+00	0.00E+00	0.00E+00	0.00E+00	0.00E+00	0.00E+00
500	600	0	4.33E-04	4.33E-04	4.33E-04	0	0	0	0	0.00	4.33E-04	4.33E-04	4.33E-04	0.00E+00	0.00E+00	0.00E+00	0.00E+00	0.00E+00	0.00E+00	0.00E+00	0.00E+00	0.00E+00
600	700	5.09	4.33E-04	4.33E-04	4.33E-04	0.00E+00	4.41E-03	4.41E-03	4.41E-03	0.00	4.33E-04	4.33E-04	4.33E-04	0.00E+00	0.00E+00	0.00E+00	4.41E-03	4.41E-03	4.41E-03	1.22E-06	1.22E-06	1.22E-06
700	800	0	4.33E-04	4.33E-04	4.33E-04	0	0	0	0	5.81	4.33E-04	4.33E-04	4.33E-04	5.04E-03	5.04E-03	5.04E-03	5.04E-03	5.04E-03	5.04E-03	1.40E-06	1.40E-06	1.40E-06
800	900	0	4.33E-04	4.33E-04	4.33E-04	0	0	0	0	5.81	4.33E-04	4.33E-04	4.33E-04	5.04E-03	5.04E-03	5.04E-03	5.04E-03	5.04E-03	5.04E-03	1.40E-06	1.40E-06	1.40E-06
900	1000	0	4.33E-04	4.33E-04	4.33E-04	0	0	0	0	5.81	4.33E-04	4.33E-04	4.33E-04	5.04E-03	5.04E-03	5.04E-03	5.04E-03	5.04E-03	5.04E-03	1.40E-06	1.40E-06	1.40E-06
1000	1100	0	4.33E-04	4.33E-04	4.33E-04	0	0	0	0	5.81	4.33E-04	4.33E-04	4.33E-04	5.04E-03	5.04E-03	5.04E-03	5.04E-03	5.04E-03	5.04E-03	1.40E-06	1.40E-06	1.40E-06
1100	1200	0	4.33E-04	4.33E-04	4.33E-04	0	0	0	0	5.81	4.33E-04	4.33E-04	4.33E-04	5.04E-03	5.04E-03	5.04E-03	5.04E-03	5.04E-03	5.04E-03	1.40E-06	1.40E-06	1.40E-06
1200	1300	0	4.33E-04	4.33E-04	4.33E-04	0	0	0	0	5.81	4.33E-04	4.33E-04	4.33E-04	5.04E-03	5.04E-03	5.04E-03	5.04E-03	5.04E-03	5.04E-03	1.40E-06	1.40E-06	1.40E-06
1300	1400	0	4.33E-04	4.33E-04	4.33E-04	0	0	0	0	4.36	4.33E-04	4.33E-04	4.33E-04	3.78E-03	3.78E-03	3.78E-03	3.78E-03	3.78E-03	3.78E-03	1.05E-06	1.05E-06	1.05E-06
1400	1500	0	4.33E-04	4.33E-04	4.33E-04	0	0	0	0	3.63	4.33E-04	4.33E-04	4.33E-04	3.15E-03	3.15E-03	3.15E-03	3.15E-03	3.15E-03	3.15E-03	8.75E-07	8.75E-07	8.75E-07
1500	1600	0	4.33E-04	4.33E-04	4.33E-04	0	0	0	0	4.36	4.33E-04	4.33E-04	4.33E-04	3.78E-03	3.78E-03	3.78E-03	3.78E-03	3.78E-03	3.78E-03	1.05E-06	1.05E-06	1.05E-06
1600	1700	0	4.33E-04	4.33E-04	4.33E-04	0	0	0	0	4.36	4.33E-04	4.33E-04	4.33E-04	3.78E-03	3.78E-03	3.78E-03	3.78E-03	3.78E-03	3.78E-03	1.05E-06	1.05E-06	1.05E-06
1700	1800	0	4.33E-04	4.33E-04	4.33E-04	0	0	0	0	3.63	4.33E-04	4.33E-04	4.33E-04	3.15E-03	3.15E-03	3.15E-03	3.15E-03	3.15E-03	3.15E-03	8.75E-07	8.75E-07	8.75E-07
1800	1900	0	4.33E-04	4.33E-04	4.33E-04	0	0	0	0	4.36	4.33E-04	4.33E-04	4.33E-04	3.78E-03	3.78E-03	3.78E-03	3.78E-03	3.78E-03	3.78E-03	1.05E-06	1.05E-06	1.05E-06
1900	2000	0	4.33E-04	4.33E-04	4.33E-04	0	0	0	0	4.36	4.33E-04	4.33E-04	4.33E-04	3.78E-03	3.78E-03	3.78E-03	3.78E-03	3.78E-03	3.78E-03	1.05E-06	1.05E-06	1.05E-06
2000	2100	0	4.33E-04	4.33E-04	4.33E-04	0	0	0	0	4.36	4.33E-04	4.33E-04	4.33E-04	3.78E-03	3.78E-03	3.78E-03	3.78E-03	3.78E-03	3.78E-03	1.05E-06	1.05E-06	1.05E-06
2100	2200	0	4.33E-04	4.33E-04	4.33E-04	0	0	0	0	4.36	4.33E-04	4.33E-04	4.33E-04	3.78E-03	3.78E-03	3.78E-03	3.78E-03	3.78E-03	3.78E-03	1.05E-06	1.05E-06	1.05E-06
2200	2300	0	4.33E-04	4.33E-04	4.33E-04	0	0	0	0	4.36	4.33E-04	4.33E-04	4.33E-04	3.78E-03	3.78E-03	3.78E-03	3.78E-03	3.78E-03	3.78E-03	1.05E-06	1.05E-06	1.05E-06
2300	2400	0	4.33E-04	4.33E-04	4.33E-04	0	0	0	0	0.00	4.33E-04	4.33E-04	4.33E-04	0.00E+00	0.00E+00	0.00E+00	0.00E+00	0.00E+00	0.00E+00	0.00E+00	0.00E+00	0.00E+00

Parameters

Maximum Duration for adjusting Start Emission =	1	min(s)	*As per EPD Guidleine
Travelling Distance from Start Point to PTI Egress =	100	m	(Section 2)
Travelling Distance from PTI Egress to Open Road =	600	m	(Section 3) * (Section 2)+(Section 3) = 700m Spread Distance as per EPD Guideline

Calculations for Adjusted Start Emission

Start Hour	End Hour	Emission for Adjusting Start Emission (g)			Adjusted Start Emission Within PTI (Section 2) (g)			C: Adjusted Start Emission Rate Within PTI (Section 2) (g/s)			Adjusted Start Emission Outside PTI (Section 3) (g)			E: Adjusted Start Emission Outside PTI (Section 3) (g/s)		
		TSP	RSP	FSP	TSP	RSP	FSP	TSP	RSP	FSP	TSP	RSP	FSP	TSP	RSP	FSP
0	100	0.00E+00	0.00E+00	0.00E+00	0	0	0	0	0	0	0	0	0	0	0	0
100	200	0.00E+00	0.00E+00	0.00E+00	0	0	0	0	0	0	0	0	0	0	0	0
200	300	0.00E+00	0.00E+00	0.00E+00	0	0	0	0	0	0	0	0	0	0	0	0
300	400	0.00E+00	0.00E+00	0.00E+00	0	0	0	0	0	0	0	0	0	0	0	0
400	500	0.00E+00	0.00E+00	0.00E+00	0	0	0	0	0	0	0	0	0	0	0	0
500	600	0.00E+00	0.00E+00	0.00E+00	0	0	0	0	0	0	0	0	0	0	0	0
600	700	2.20E-03	2.20E-03	2.20E-03	0	0	0	0	0	0	0	0	0	0	0	0
700	800	2.52E-03	2.52E-03	2.52E-03	0	0	0	0	0	0	0	0	0	0	0	0
800	900	2.52E-03	2.52E-03	2.52E-03	0	0	0	0	0	0	0	0	0	0	0	0
900	1000	2.52E-03	2.52E-03	2.52E-03	0	0	0	0	0	0	0	0	0	0	0	0
1000	1100	2.52E-03	2.52E-03	2.52E-03	0	0	0	0	0	0	0	0	0	0	0	0
1100	1200	2.52E-03	2.52E-03	2.52E-03	0	0	0	0	0	0	0	0	0	0	0	0
1200	1300	2.52E-03	2.52E-03	2.52E-03	0	0	0	0	0	0	0	0	0	0	0	0
1300	1400	1.89E-03	1.89E-03	1.89E-03	0	0	0	0	0	0	0	0	0	0	0	0
1400	1500	1.57E-03	1.57E-03	1.57E-03	0	0	0	0	0	0	0	0	0	0	0	0
1500	1600	1.89E-03	1.89E-03	1.89E-03	0	0	0	0	0	0	0	0	0	0	0	0
1600	1700	1.89E-03	1.89E-03	1.89E-03	0	0	0	0	0	0	0	0	0	0	0	0
1700	1800	1.57E-03	1.57E-03	1.57E-03	0	0	0	0	0	0	0	0	0	0	0	0
1800	1900	1.89E-03	1.89E-03	1.89E-03	0	0	0	0	0	0	0	0	0	0	0	0
1900	2000	1.89E-03	1.89E-03	1.89E-03	0	0	0	0	0	0	0	0	0	0	0	0
2000	2100	1.89E-03	1.89E-03	1.89E-03	0	0	0	0	0	0	0	0	0	0	0	0
2100	2200	1.89E-03	1.89E-03	1.89E-03	0	0	0	0	0	0	0	0	0	0	0	0
2200	2300	1.89E-03	1.89E-03	1.89E-03	0	0	0	0	0	0	0	0	0	0	0	0
2300	2400	0.00E+00	0.00E+00	0.00E+00	0	0	0	0	0	0	0	0	0	0	0	0

PART 4 - Sum up all above parts

Calculations

Start Hour	End Hour	Within PTI Calc: A+B+C			E: Spread distance (Section 3)		
		Within PTI (Section 1 + Section 2)			Outside PTI (to Ching Hiu Road Westbound)		
		Total Emission Rate (g/s)			Total Emission Rate (g/s)		
		TSP	RSP	FSP	TSP	RSP	FSP
0	100	0.00E+00	0.00E+00	0.00E+00	0	0	0
100	200	0.00E+00	0.00E+00	0.00E+00	0	0	0
200	300	0.00E+00	0.00E+00	0.00E+00	0	0	0
300	400	0.00E+00	0.00E+00	0.00E+00	0	0	0
400	500	0.00E+00	0.00E+00	0.00E+00	0	0	0
500	600	0.00E+00	0.00E+00	0.00E+00	0	0	0
600	700	2.27E-05	2.27E-05	2.10E-05	0	0	0
700	800	2.59E-05	2.59E-05	2.40E-05	0	0	0
800	900	2.59E-05	2.59E-05	2.40E-05	0	0	0
900	1000	2.59E-05	2.59E-05	2.40E-05	0	0	0
1000	1100	2.59E-05	2.59E-05	2.40E-05	0	0	0
1100	1200	2.59E-05	2.59E-05	2.40E-05	0	0	0
1200	1300	2.59E-05	2.59E-05	2.40E-05	0	0	0
1300	1400	1.95E-05	1.95E-05	1.80E-05	0	0	0
1400	1500	1.62E-05	1.62E-05	1.50E-05	0	0	0
1500	1600	1.95E-05	1.95E-05	1.80E-05	0	0	0
1600	1700	1.95E-05	1.95E-05	1.80E-05	0	0	0
1700	1800	1.62E-05	1.62E-05	1.50E-05	0	0	0
1800	1900	1.95E-05	1.95E-05	1.80E-05	0	0	0
1900	2000	1.95E-05	1.95E-05	1.80E-05	0	0	0
2000	2100	1.95E-05	1.95E-05	1.80E-05	0	0	0
2100	2200	1.95E-05	1.95E-05	1.80E-05	0	0	0
2200	2300	1.95E-05	1.95E-05	1.80E-05	0	0	0
2300	2400	0.00E+00	0.00E+00	0.00E+00	0	0	0

Start Hour	End Hour	Hourly Profile Ratio (0800-0900 as Baseline)			Hourly Profile Ratio (0800-0900 as Baseline)		
		TSP	RSP	FSP	TSP	RSP	FSP
0	100	0.0000	0.0000	0.0000	0	0	0
100	200	0.0000	0.0000	0.0000	0	0	0
200	300	0.0000	0.0000	0.0000	0	0	0
300	400	0.0000	0.0000	0.0000	0	0	0
400	500	0.0000	0.0000	0.0000	0	0	0
500	600	0.0000	0.0000	0.0000	0	0	0
600	700	0.8750	0.8750	0.8750	0	0	0
700	800	1.0000	1.0000	1.0000	0	0	0
800	900	1.0000	1.0000	1.0000	0	0	0
900	1000	1.0000	1.0000	1.0000	0	0	0
1000	1100	1.0000	1.0000	1.0000	0	0	0
1100	1200	1.0000	1.0000	1.0000	0	0	0
1200	1300	1.0000	1.0000	1.0000	0	0	0
1300	1400	0.7500	0.7500	0.7500	0	0	0
1400	1500	0.6250	0.6250	0.6250	0	0	0
1500	1600	0.7500	0.7500	0.7500	0	0	0
1600	1700	0.7500	0.7500	0.7500	0	0	0
1700	1800	0.6250	0.6250	0.6250	0	0	0
1800	1900	0.7500	0.7500	0.7500	0	0	0
1900	2000	0.7500	0.7500	0.7500	0	0	0
2000	2100	0.7500	0.7500	0.7500	0	0	0
2100	2200	0.7500	0.7500	0.7500	0	0	0
2200	2300	0.7500	0.7500	0.7500	0	0	0
2300	2400	0.0000	0.0000	0.0000	0	0	0

Ching Ho Estate PTI **PTI Type:** Open Area **Assessment Vehicle:** PLB **Fuel:** LPG

PART 1 - Running Emission

Parameters

Average Travelling Distance from PTI Ingress to Start Point =	100	m	(Section 1 - Ingress)
Average Travelling Distance from Start Point to PTI Egress =	100	m	(Section 2 - Egress)
Total Travelling Distance in PTI	0.200	km	(1km=1000m)
Travelling Speed =	10	kph	

Population Ratio Extracted from EMFAC

Diesel %	LPG %
72.68%	27.32%

Calculations (Input) A

Start Hour	End Hour	Total	Total (in Fuel Type)	Running Emission Factor (g/km·vehicle) TSP	RSP	FSP	Within PTI (Section 1)+(Section 2) Running Emission Within PTI (g) TSP	RSP	FSP	Running Emission Rate Within PTI (g/s) TSP	RSP	FSP
0	100	0	*0.00*	0	0	0	0	0	0	0	0	0
100	200	0	*0.00*	0	0	0	0	0	0	0	0	0
200	300	0	*0.00*	0	0	0	0	0	0	0	0	0
300	400	0	*0.00*	0	0	0	0	0	0	0	0	0
400	500	0	*0.00*	0	0	0	0	0	0	0	0	0
500	600	0	*0.00*	0	0	0	0	0	0	0	0	0
600	700	7	*1.91*	0	0	0	0	0	0	0	0	0
700	800	8	*2.19*	0	0	0	0	0	0	0	0	0
800	900	8	*2.19*	0	0	0	0	0	0	0	0	0
900	1000	8	*2.19*	0	0	0	0	0	0	0	0	0
1000	1100	8	*2.19*	0	0	0	0	0	0	0	0	0
1100	1200	8	*2.19*	0	0	0	0	0	0	0	0	0
1200	1300	8	*2.19*	0	0	0	0	0	0	0	0	0
1300	1400	6	*1.64*	0	0	0	0	0	0	0	0	0
1400	1500	5	*1.37*	0	0	0	0	0	0	0	0	0
1500	1600	6	*1.64*	0	0	0	0	0	0	0	0	0
1600	1700	6	*1.64*	0	0	0	0	0	0	0	0	0
1700	1800	5	*1.37*	0	0	0	0	0	0	0	0	0
1800	1900	6	*1.64*	0	0	0	0	0	0	0	0	0
1900	2000	6	*1.64*	0	0	0	0	0	0	0	0	0
2000	2100	6	*1.64*	0	0	0	0	0	0	0	0	0
2100	2200	6	*1.64*	0	0	0	0	0	0	0	0	0
2200	2300	6	*1.64*	0	0	0	0	0	0	0	0	0
2300	2400	0	*0.00*	0	0	0	0	0	0	0	0	0

PART 2 - Start Emission

Start Emission Factor Extracted from EMFAC (g/trip)

	5	10	20	30	40	50	60	120	180	240	300	360	420	480	540	600	660	720
TSP	0	0	0	0	0	0	0	0	0	0	0	0	0	0	0	0	0	0
RSP	0	0	0	0	0	0	0	0	0	0	0	0	0	0	0	0	0	0
FSP	0	0	0	0	0	0	0	0	0	0	0	0	0	0	0	0	0	0

Calculations

Start Hour	End Hour	Total in Fuel #	Number of Trips 5	10	20	30	40	50	60	120	180	240	300	360	420	480	540	600	660	720	Start Emission (g) TSP	RSP	FSP
0	100	*0.00*	0	0	*0.00*	0	0	0	0	0	0	0	0	0	0	0	0	0	0	0	0	0	0
100	200	*0.00*	0	0	*0.00*	0	0	0	0	0	0	0	0	0	0	0	0	0	0	0	0	0	0
200	300	*0.00*	0	0	*0.00*	0	0	0	0	0	0	0	0	0	0	0	0	0	0	0	0	0	0
300	400	*0.00*	0	0	*0.00*	0	0	0	0	0	0	0	0	0	0	0	0	0	0	0	0	0	0
400	500	*0.00*	0	0	*0.00*	0	0	0	0	0	0	0	0	0	0	0	0	0	0	0	0	0	0
500	600	*0.00*	0	0	*0.00*	0	0	0	0	0	0	0	0	0	0	0	0	0	0	0	0	0	0
600	700	*1.91*	0	0	*0.00*	0	0	0	0	0	0	0	0	0	*1.91*	0	0	0	0	0	0	0	0
700	800	*2.19*	0	0	*2.19*	0	0	0	0	0	0	0	0	0	0	0	0	0	0	0	0	0	0
800	900	*2.19*	0	0	*2.19*	0	0	0	0	0	0	0	0	0	0	0	0	0	0	0	0	0	0
900	1000	*2.19*	0	0	*2.19*	0	0	0	0	0	0	0	0	0	0	0	0	0	0	0	0	0	0
1000	1100	*2.19*	0	0	*2.19*	0	0	0	0	0	0	0	0	0	0	0	0	0	0	0	0	0	0
1100	1200	*2.19*	0	0	*2.19*	0	0	0	0	0	0	0	0	0	0	0	0	0	0	0	0	0	0
1200	1300	*2.19*	0	0	*2.19*	0	0	0	0	0	0	0	0	0	0	0	0	0	0	0	0	0	0
1300	1400	*1.64*	0	0	*1.64*	0	0	0	0	0	0	0	0	0	0	0	0	0	0	0	0	0	0
1400	1500	*1.37*	0	0	*1.37*	0	0	0	0	0	0	0	0	0	0	0	0	0	0	0	0	0	0
1500	1600	*1.64*	0	0	*1.64*	0	0	0	0	0	0	0	0	0	0	0	0	0	0	0	0	0	0
1600	1700	*1.64*	0	0	*1.64*	0	0	0	0	0	0	0	0	0	0	0	0	0	0	0	0	0	0
1700	1800	*1.37*	0	0	*1.37*	0	0	0	0	0	0	0	0	0	0	0	0	0	0	0	0	0	0
1800	1900	*1.64*	0	0	*1.64*	0	0	0	0	0	0	0	0	0	0	0	0	0	0	0	0	0	0
1900	2000	*1.64*	0	0	*1.64*	0	0	0	0	0	0	0	0	0	0	0	0	0	0	0	0	0	0
2000	2100	*1.64*	0	0	*1.64*	0	0	0	0	0	0	0	0	0	0	0	0	0	0	0	0	0	0
2100	2200	*1.64*	0	0	*1.64*	0	0	0	0	0	0	0	0	0	0	0	0	0	0	0	0	0	0
2200	2300	*1.64*	0	0	*1.64*	0	0	0	0	0	0	0	0	0	0	0	0	0	0	0	0	0	0
2300	2400	*0.00*	0	0	*0.00*	0	0	0	0	0	0	0	0	0	0	0	0	0	0	0	0	0	0

Remark: Number of trips were derived based on on-site observations at the PTIs and operators' published schedules.

PART 3 - Idling Emission

Parameters

Idling Time = 2 (min(s)) *As On-Site observations

Calculations

*Cold Idling = 240-720min; Hot idling = 5-180min.

*Total Idling Emission = Cold Idling + Hot idling

Start Hour	End Hour	Trips (240-720min)	Cold Idling Emission Factor (g/min)			Cold Idling Emission (g)			Trips (5-180min)	Hot Idling Emission Factor (g/min)			Hot Idling Emission (g)			Total Idling Emission within PTI (g)			B: Total Idling Emission Rate within PTI (g/s)		
			TSP	RSP	FSP	TSP	RSP	FSP		TSP	RSP	FSP	TSP	RSP	FSP	TSP	RSP	FSP	TSP	RSP	FSP
0	100	0	6.16E-04	6.16E-04	6.16E-04	0	0	0	0.00	6.16E-04	6.16E-04	6.16E-04	0.00E+00	0.00E+00	0.00E+00	0.00E+00	0.00E+00	0.00E+00	0.00E+00	0.00E+00	0.00E+00
100	200	0	6.16E-04	6.16E-04	6.16E-04	0	0	0	0.00	6.16E-04	6.16E-04	6.16E-04	0.00E+00	0.00E+00	0.00E+00	0.00E+00	0.00E+00	0.00E+00	0.00E+00	0.00E+00	0.00E+00
200	300	0	6.16E-04	6.16E-04	6.16E-04	0	0	0	0.00	6.16E-04	6.16E-04	6.16E-04	0.00E+00	0.00E+00	0.00E+00	0.00E+00	0.00E+00	0.00E+00	0.00E+00	0.00E+00	0.00E+00
300	400	0	6.16E-04	6.16E-04	6.16E-04	0	0	0	0.00	6.16E-04	6.16E-04	6.16E-04	0.00E+00	0.00E+00	0.00E+00	0.00E+00	0.00E+00	0.00E+00	0.00E+00	0.00E+00	0.00E+00
400	500	0	6.16E-04	6.16E-04	6.16E-04	0	0	0	0.00	6.16E-04	6.16E-04	6.16E-04	0.00E+00	0.00E+00	0.00E+00	0.00E+00	0.00E+00	0.00E+00	0.00E+00	0.00E+00	0.00E+00
500	600	0	6.16E-04	6.16E-04	6.16E-04	0	0	0	0.00	6.16E-04	6.16E-04	6.16E-04	0.00E+00	0.00E+00	0.00E+00	0.00E+00	0.00E+00	0.00E+00	0.00E+00	0.00E+00	0.00E+00
600	700	1.91	6.16E-04	6.16E-04	6.16E-04	2.35E-03	2.35E-03	2.35E-03	0.00	6.16E-04	6.16E-04	6.16E-04	0.00E+00	0.00E+00	0.00E+00	2.35E-03	2.35E-03	2.35E-03	6.54E-07	6.54E-07	6.54E-07
700	800	0	6.16E-04	6.16E-04	6.16E-04	0	0	0	2.19	6.16E-04	6.16E-04	6.16E-04	2.69E-03	2.69E-03	2.69E-03	2.69E-03	2.69E-03	2.69E-03	7.48E-07	7.48E-07	7.48E-07
800	900	0	6.16E-04	6.16E-04	6.16E-04	0	0	0	2.19	6.16E-04	6.16E-04	6.16E-04	2.69E-03	2.69E-03	2.69E-03	2.69E-03	2.69E-03	2.69E-03	7.48E-07	7.48E-07	7.48E-07
900	1000	0	6.16E-04	6.16E-04	6.16E-04	0	0	0	2.19	6.16E-04	6.16E-04	6.16E-04	2.69E-03	2.69E-03	2.69E-03	2.69E-03	2.69E-03	2.69E-03	7.48E-07	7.48E-07	7.48E-07
1000	1100	0	6.16E-04	6.16E-04	6.16E-04	0	0	0	2.19	6.16E-04	6.16E-04	6.16E-04	2.69E-03	2.69E-03	2.69E-03	2.69E-03	2.69E-03	2.69E-03	7.48E-07	7.48E-07	7.48E-07
1100	1200	0	6.16E-04	6.16E-04	6.16E-04	0	0	0	2.19	6.16E-04	6.16E-04	6.16E-04	2.69E-03	2.69E-03	2.69E-03	2.69E-03	2.69E-03	2.69E-03	7.48E-07	7.48E-07	7.48E-07
1200	1300	0	6.16E-04	6.16E-04	6.16E-04	0	0	0	2.19	6.16E-04	6.16E-04	6.16E-04	2.69E-03	2.69E-03	2.69E-03	2.69E-03	2.69E-03	2.69E-03	7.48E-07	7.48E-07	7.48E-07
1300	1400	0	6.16E-04	6.16E-04	6.16E-04	0	0	0	1.64	6.16E-04	6.16E-04	6.16E-04	2.02E-03	2.02E-03	2.02E-03	2.02E-03	2.02E-03	2.02E-03	5.61E-07	5.61E-07	5.61E-07
1400	1500	0	6.16E-04	6.16E-04	6.16E-04	0	0	0	1.37	6.16E-04	6.16E-04	6.16E-04	1.68E-03	1.68E-03	1.68E-03	1.68E-03	1.68E-03	1.68E-03	4.67E-07	4.67E-07	4.67E-07
1500	1600	0	6.16E-04	6.16E-04	6.16E-04	0	0	0	1.64	6.16E-04	6.16E-04	6.16E-04	2.02E-03	2.02E-03	2.02E-03	2.02E-03	2.02E-03	2.02E-03	5.61E-07	5.61E-07	5.61E-07
1600	1700	0	6.16E-04	6.16E-04	6.16E-04	0	0	0	1.64	6.16E-04	6.16E-04	6.16E-04	2.02E-03	2.02E-03	2.02E-03	2.02E-03	2.02E-03	2.02E-03	5.61E-07	5.61E-07	5.61E-07
1700	1800	0	6.16E-04	6.16E-04	6.16E-04	0	0	0	1.37	6.16E-04	6.16E-04	6.16E-04	1.68E-03	1.68E-03	1.68E-03	1.68E-03	1.68E-03	1.68E-03	4.67E-07	4.67E-07	4.67E-07
1800	1900	0	6.16E-04	6.16E-04	6.16E-04	0	0	0	1.64	6.16E-04	6.16E-04	6.16E-04	2.02E-03	2.02E-03	2.02E-03	2.02E-03	2.02E-03	2.02E-03	5.61E-07	5.61E-07	5.61E-07
1900	2000	0	6.16E-04	6.16E-04	6.16E-04	0	0	0	1.64	6.16E-04	6.16E-04	6.16E-04	2.02E-03	2.02E-03	2.02E-03	2.02E-03	2.02E-03	2.02E-03	5.61E-07	5.61E-07	5.61E-07
2000	2100	0	6.16E-04	6.16E-04	6.16E-04	0	0	0	1.64	6.16E-04	6.16E-04	6.16E-04	2.02E-03	2.02E-03	2.02E-03	2.02E-03	2.02E-03	2.02E-03	5.61E-07	5.61E-07	5.61E-07
2100	2200	0	6.16E-04	6.16E-04	6.16E-04	0	0	0	1.64	6.16E-04	6.16E-04	6.16E-04	2.02E-03	2.02E-03	2.02E-03	2.02E-03	2.02E-03	2.02E-03	5.61E-07	5.61E-07	5.61E-07
2200	2300	0	6.16E-04	6.16E-04	6.16E-04	0	0	0	1.64	6.16E-04	6.16E-04	6.16E-04	2.02E-03	2.02E-03	2.02E-03	2.02E-03	2.02E-03	2.02E-03	5.61E-07	5.61E-07	5.61E-07
2300	2400	0	6.16E-04	6.16E-04	6.16E-04	0	0	0	0.00	6.16E-04	6.16E-04	6.16E-04	0.00E+00	0.00E+00	0.00E+00	0.00E+00	0.00E+00	0.00E+00	0.00E+00	0.00E+00	0.00E+00

Parameters

Maximum Duration for adjusting Start Emission = 1 (min(s)) *As per EPD Guidleine

Travelling Distance from Start Point to PTI Egress = 100 (m) (Section 2)

Travelling Distance from PTI Egress to Open Road = 50 (m) (Section 3) * (Section 2)+(Section 3) = 150m Spread Distance as per EPD Guideline

Calculations for Adjusted Start Emission

Start Hour	End Hour	Emission for Adjusting Start Emission (g)			Adjusted Start Emission Within PTI (Section 2) (g)			C: Adjusted Start Emission Rate Within PTI (Section 2) (g/s)			Adjusted Start Emission Outside PTI (Section 3) (g)			E: Adjusted Start Emission Rate Outside PTI (Section 3) (g/s)		
		TSP	RSP	FSP	TSP	RSP	FSP	TSP	RSP	FSP	TSP	RSP	FSP	TSP	RSP	FSP
0	100	0.00E+00	0.00E+00	0.00E+00	0	0	0	0	0	0	0	0	0	0	0	0
100	200	0.00E+00	0.00E+00	0.00E+00	0	0	0	0	0	0	0	0	0	0	0	0
200	300	0.00E+00	0.00E+00	0.00E+00	0	0	0	0	0	0	0	0	0	0	0	0
300	400	0.00E+00	0.00E+00	0.00E+00	0	0	0	0	0	0	0	0	0	0	0	0
400	500	0.00E+00	0.00E+00	0.00E+00	0	0	0	0	0	0	0	0	0	0	0	0
500	600	0.00E+00	0.00E+00	0.00E+00	0	0	0	0	0	0	0	0	0	0	0	0
600	700	1.18E-03	1.18E-03	1.18E-03	0	0	0	0	0	0	0	0	0	0	0	0
700	800	1.35E-03	1.35E-03	1.35E-03	0	0	0	0	0	0	0	0	0	0	0	0
800	900	1.35E-03	1.35E-03	1.35E-03	0	0	0	0	0	0	0	0	0	0	0	0
900	1000	1.35E-03	1.35E-03	1.35E-03	0	0	0	0	0	0	0	0	0	0	0	0
1000	1100	1.35E-03	1.35E-03	1.35E-03	0	0	0	0	0	0	0	0	0	0	0	0
1100	1200	1.35E-03	1.35E-03	1.35E-03	0	0	0	0	0	0	0	0	0	0	0	0
1200	1300	1.35E-03	1.35E-03	1.35E-03	0	0	0	0	0	0	0	0	0	0	0	0
1300	1400	1.01E-03	1.01E-03	1.01E-03	0	0	0	0	0	0	0	0	0	0	0	0
1400	1500	8.41E-04	8.41E-04	8.41E-04	0	0	0	0	0	0	0	0	0	0	0	0
1500	1600	1.01E-03	1.01E-03	1.01E-03	0	0	0	0	0	0	0	0	0	0	0	0
1600	1700	1.01E-03	1.01E-03	1.01E-03	0	0	0	0	0	0	0	0	0	0	0	0
1700	1800	8.41E-04	8.41E-04	8.41E-04	0	0	0	0	0	0	0	0	0	0	0	0
1800	1900	1.01E-03	1.01E-03	1.01E-03	0	0	0	0	0	0	0	0	0	0	0	0
1900	2000	1.01E-03	1.01E-03	1.01E-03	0	0	0	0	0	0	0	0	0	0	0	0
2000	2100	1.01E-03	1.01E-03	1.01E-03	0	0	0	0	0	0	0	0	0	0	0	0
2100	2200	1.01E-03	1.01E-03	1.01E-03	0	0	0	0	0	0	0	0	0	0	0	0
2200	2300	1.01E-03	1.01E-03	1.01E-03	0	0	0	0	0	0	0	0	0	0	0	0
2300	2400	0.00E+00	0.00E+00	0.00E+00	0	0	0	0	0	0	0	0	0	0	0	0

PART 4 - Sum up all above parts

Calculations

Start Hour	End Hour	Within PTI Calc: A+B+C				E: Spread distance (Section 3)			
		Within PTI (Section 1 + Section 2)				Outside PTI (to Ching Hiu Road Westbound)			
		Total Emission Rate (g/s)				Total Emission Rate (g/s)			
			TSP	RSP	FSP		TSP	RSP	FSP
0	100		0.00E+00	0.00E+00	0.00E+00		0	0	0
100	200		0.00E+00	0.00E+00	0.00E+00		0	0	0
200	300		0.00E+00	0.00E+00	0.00E+00		0	0	0
300	400		0.00E+00	0.00E+00	0.00E+00		0	0	0
400	500		0.00E+00	0.00E+00	0.00E+00		0	0	0
500	600		0.00E+00	0.00E+00	0.00E+00		0	0	0
600	700		6.54E-07	6.54E-07	6.54E-07		0	0	0
700	800		7.48E-07	7.48E-07	7.48E-07		0	0	0
800	900		7.48E-07	7.48E-07	7.48E-07		0	0	0
900	1000		7.48E-07	7.48E-07	7.48E-07		0	0	0
1000	1100		7.48E-07	7.48E-07	7.48E-07		0	0	0
1100	1200		7.48E-07	7.48E-07	7.48E-07		0	0	0
1200	1300		7.48E-07	7.48E-07	7.48E-07		0	0	0
1300	1400		5.61E-07	5.61E-07	5.61E-07		0	0	0
1400	1500		4.67E-07	4.67E-07	4.67E-07		0	0	0
1500	1600		5.61E-07	5.61E-07	5.61E-07		0	0	0
1600	1700		5.61E-07	5.61E-07	5.61E-07		0	0	0
1700	1800		4.67E-07	4.67E-07	4.67E-07		0	0	0
1800	1900		5.61E-07	5.61E-07	5.61E-07		0	0	0
1900	2000		5.61E-07	5.61E-07	5.61E-07		0	0	0
2000	2100		5.61E-07	5.61E-07	5.61E-07		0	0	0
2100	2200		5.61E-07	5.61E-07	5.61E-07		0	0	0
2200	2300		5.61E-07	5.61E-07	5.61E-07		0	0	0
2300	2400		0.00E+00	0.00E+00	0.00E+00		0	0	0

Start Hour	End Hour	Hourly Profile Ratio (0800-0900 as Baseline)				Hourly Profile Ratio (0800-0900 as Baseline)			
			TSP	RSP	FSP		TSP	RSP	FSP
0	100		0.0000	0.0000	0.0000		0	0	0
100	200		0.0000	0.0000	0.0000		0	0	0
200	300		0.0000	0.0000	0.0000		0	0	0
300	400		0.0000	0.0000	0.0000		0	0	0
400	500		0.0000	0.0000	0.0000		0	0	0
500	600		0.0000	0.0000	0.0000		0	0	0
600	700		0.8750	0.8750	0.8750		0	0	0
700	800		1.0000	1.0000	1.0000		0	0	0
800	900		1.0000	1.0000	1.0000		0	0	0
900	1000		1.0000	1.0000	1.0000		0	0	0
1000	1100		1.0000	1.0000	1.0000		0	0	0
1100	1200		1.0000	1.0000	1.0000		0	0	0
1200	1300		1.0000	1.0000	1.0000		0	0	0
1300	1400		0.7500	0.7500	0.7500		0	0	0
1400	1500		0.6250	0.6250	0.6250		0	0	0
1500	1600		0.7500	0.7500	0.7500		0	0	0
1600	1700		0.7500	0.7500	0.7500		0	0	0
1700	1800		0.6250	0.6250	0.6250		0	0	0
1800	1900		0.7500	0.7500	0.7500		0	0	0
1900	2000		0.7500	0.7500	0.7500		0	0	0
2000	2100		0.7500	0.7500	0.7500		0	0	0
2100	2200		0.7500	0.7500	0.7500		0	0	0
2200	2300		0.7500	0.7500	0.7500		0	0	0
2300	2400		0.0000	0.0000	0.0000		0	0	0

Ching Ho Estate PTI **PTI Type:** Open Area **Assessment Vehicle:** TAXI **Fuel:** LPG

PART 1 - Running Emission

Parameters

Average Travelling Distance from PTI Ingress to Start Point =	100	m	(Section 1 - Ingress)
Average Travelling Distance from Start Point to PTI Egress =	100	m	(Section 2 - Egress)
Total Travelling Distance in PTI	0.200	km	(1km=1000m)
Travelling Speed =	10	kph	

Population Ratio Extracted from EMFAC

LPG %	Petrol %
99.99%	0.01%

Calculations (Input) A

Start Hour	End Hour	Total	Total (in Fuel Type)	Within PTI (Section 1)+(Section 2) Running Emission Factor (g/km·vehicle) TSP	RSP	FSP	Running Emission Within PTI (g) TSP	RSP	FSP	Running Emission Rate Within PTI (g/s) TSP	RSP	FSP
0	100	4	4.00	0	0	0	0	0	0	0	0	0
100	200	10	10.00	0	0	0	0	0	0	0	0	0
200	300	10	10.00	0	0	0	0	0	0	0	0	0
300	400	10	10.00	0	0	0	0	0	0	0	0	0
400	500	10	10.00	0	0	0	0	0	0	0	0	0
500	600	2	2.00	0	0	0	0	0	0	0	0	0
600	700	11	11.00	0	0	0	0	0	0	0	0	0
700	800	10	10.00	0	0	0	0	0	0	0	0	0
800	900	10	10.00	0	0	0	0	0	0	0	0	0
900	1000	10	10.00	0	0	0	0	0	0	0	0	0
1000	1100	10	10.00	0	0	0	0	0	0	0	0	0
1100	1200	10	10.00	0	0	0	0	0	0	0	0	0
1200	1300	10	10.00	0	0	0	0	0	0	0	0	0
1300	1400	7	7.00	0	0	0	0	0	0	0	0	0
1400	1500	7	7.00	0	0	0	0	0	0	0	0	0
1500	1600	7	7.00	0	0	0	0	0	0	0	0	0
1600	1700	8	8.00	0	0	0	0	0	0	0	0	0
1700	1800	7	7.00	0	0	0	0	0	0	0	0	0
1800	1900	7	7.00	0	0	0	0	0	0	0	0	0
1900	2000	7	7.00	0	0	0	0	0	0	0	0	0
2000	2100	7	7.00	0	0	0	0	0	0	0	0	0
2100	2200	8	8.00	0	0	0	0	0	0	0	0	0
2200	2300	6	6.00	0	0	0	0	0	0	0	0	0
2300	2400	8	8.00	0	0	0	0	0	0	0	0	0

PART 2 - Start Emission

Start Emission Factor Extracted from EMFAC (g/trip)

	5	10	20	30	40	50	60	120	180	240	300	360	420	480	540	600	660	720
TSP	0	0	0	0	0	0	0	0	0	0	0	0	0	0	0	0	0	0
RSP	0	0	0	0	0	0	0	0	0	0	0	0	0	0	0	0	0	0
FSP	0	0	0	0	0	0	0	0	0	0	0	0	0	0	0	0	0	0

Calculations

Start Hour	End Hour	Total in Fuel #	Number of Trips 5	10	20	30	40	50	60	120	180	240	300	360	420	480	540	600	660	720	Start Emission (g) TSP	RSP	FSP
0	100	4.00	0	0	4.00	0	0	0	0	0	0	0	0	0	0	0	0	0	0	0	0	0	0
100	200	10.00	0	0	10.00	0	0	0	0	0	0	0	0	0	0	0	0	0	0	0	0	0	0
200	300	10.00	0	0	10.00	0	0	0	0	0	0	0	0	0	0	0	0	0	0	0	0	0	0
300	400	10.00	0	0	10.00	0	0	0	0	0	0	0	0	0	0	0	0	0	0	0	0	0	0
400	500	10.00	0	0	10.00	0	0	0	0	0	0	0	0	0	0	0	0	0	0	0	0	0	0
500	600	2.00	0	0	2.00	0	0	0	0	0	0	0	0	0	0	0	0	0	0	0	0	0	0
600	700	11.00	0	0	11.00	0	0	0	0	0	0	0	0	0	0	0	0	0	0	0	0	0	0
700	800	10.00	0	0	10.00	0	0	0	0	0	0	0	0	0	0	0	0	0	0	0	0	0	0
800	900	10.00	0	0	10.00	0	0	0	0	0	0	0	0	0	0	0	0	0	0	0	0	0	0
900	1000	10.00	0	0	10.00	0	0	0	0	0	0	0	0	0	0	0	0	0	0	0	0	0	0
1000	1100	10.00	0	0	10.00	0	0	0	0	0	0	0	0	0	0	0	0	0	0	0	0	0	0
1100	1200	10.00	0	0	10.00	0	0	0	0	0	0	0	0	0	0	0	0	0	0	0	0	0	0
1200	1300	10.00	0	0	10.00	0	0	0	0	0	0	0	0	0	0	0	0	0	0	0	0	0	0
1300	1400	7.00	0	0	7.00	0	0	0	0	0	0	0	0	0	0	0	0	0	0	0	0	0	0
1400	1500	7.00	0	0	7.00	0	0	0	0	0	0	0	0	0	0	0	0	0	0	0	0	0	0
1500	1600	7.00	0	0	7.00	0	0	0	0	0	0	0	0	0	0	0	0	0	0	0	0	0	0
1600	1700	8.00	0	0	8.00	0	0	0	0	0	0	0	0	0	0	0	0	0	0	0	0	0	0
1700	1800	7.00	0	0	7.00	0	0	0	0	0	0	0	0	0	0	0	0	0	0	0	0	0	0
1800	1900	7.00	0	0	7.00	0	0	0	0	0	0	0	0	0	0	0	0	0	0	0	0	0	0
1900	2000	7.00	0	0	7.00	0	0	0	0	0	0	0	0	0	0	0	0	0	0	0	0	0	0
2000	2100	7.00	0	0	7.00	0	0	0	0	0	0	0	0	0	0	0	0	0	0	0	0	0	0
2100	2200	8.00	0	0	8.00	0	0	0	0	0	0	0	0	0	0	0	0	0	0	0	0	0	0
2200	2300	6.00	0	0	6.00	0	0	0	0	0	0	0	0	0	0	0	0	0	0	0	0	0	0
2300	2400	8.00	0	0	8.00	0	0	0	0	0	0	0	0	0	0	0	0	0	0	0	0	0	0

Remark: Number of trips were derived based on on-site observations at the PTIs and operators' published schedules.

PART 3 - Idling Emission

Parameters

Idling Time = 3 min(s) *As On-Site observations

Calculations

*Cold Idling = 240-720min; Hot idling = 5-180min.

*Total Idling Emission = Cold Idling + Hot idling

Start Hour	End Hour	Trips (240-	Cold Idling Emission Factor (g/min)			Cold Idling Emission (g)			Trips (5-	Hot Idling Emission Factor (g/min)			Hot Idling Emission (g)			Total Idling Emission within PTI (g)			B: Total Idling Emission Rate within PTI (g/s)		
			TSP	RSP	FSP	TSP	RSP	FSP		TSP	RSP	FSP	TSP	RSP	FSP	TSP	RSP	FSP	TSP	RSP	FSP
0	100	0	9.53E-04	9.53E-04	9.53E-04	0	0	0	4.00	9.53E-04	9.53E-04	9.53E-04	1.14E-02	1.14E-02	1.14E-02	1.14E-02	1.14E-02	1.14E-02	3.18E-06	3.18E-06	3.18E-06
100	200	0	9.53E-04	9.53E-04	9.53E-04	0	0	0	10.00	9.53E-04	9.53E-04	9.53E-04	2.86E-02	2.86E-02	2.86E-02	2.86E-02	2.86E-02	2.86E-02	7.94E-06	7.94E-06	7.94E-06
200	300	0	9.53E-04	9.53E-04	9.53E-04	0	0	0	10.00	9.53E-04	9.53E-04	9.53E-04	2.86E-02	2.86E-02	2.86E-02	2.86E-02	2.86E-02	2.86E-02	7.94E-06	7.94E-06	7.94E-06
300	400	0	9.53E-04	9.53E-04	9.53E-04	0	0	0	10.00	9.53E-04	9.53E-04	9.53E-04	2.86E-02	2.86E-02	2.86E-02	2.86E-02	2.86E-02	2.86E-02	7.94E-06	7.94E-06	7.94E-06
400	500	0	9.53E-04	9.53E-04	9.53E-04	0	0	0	10.00	9.53E-04	9.53E-04	9.53E-04	2.86E-02	2.86E-02	2.86E-02	2.86E-02	2.86E-02	2.86E-02	7.94E-06	7.94E-06	7.94E-06
500	600	0	9.53E-04	9.53E-04	9.53E-04	0	0	0	2.00	9.53E-04	9.53E-04	9.53E-04	5.72E-03	5.72E-03	5.72E-03	5.72E-03	5.72E-03	5.72E-03	1.59E-06	1.59E-06	1.59E-06
600	700	0	9.53E-04	9.53E-04	9.53E-04	0	0	0	11.00	9.53E-04	9.53E-04	9.53E-04	3.14E-02	3.14E-02	3.14E-02	3.14E-02	3.14E-02	3.14E-02	8.74E-06	8.74E-06	8.74E-06
700	800	0	9.53E-04	9.53E-04	9.53E-04	0	0	0	10.00	9.53E-04	9.53E-04	9.53E-04	2.86E-02	2.86E-02	2.86E-02	2.86E-02	2.86E-02	2.86E-02	7.94E-06	7.94E-06	7.94E-06
800	900	0	9.53E-04	9.53E-04	9.53E-04	0	0	0	10.00	9.53E-04	9.53E-04	9.53E-04	2.86E-02	2.86E-02	2.86E-02	2.86E-02	2.86E-02	2.86E-02	7.94E-06	7.94E-06	7.94E-06
900	1000	0	9.53E-04	9.53E-04	9.53E-04	0	0	0	10.00	9.53E-04	9.53E-04	9.53E-04	2.86E-02	2.86E-02	2.86E-02	2.86E-02	2.86E-02	2.86E-02	7.94E-06	7.94E-06	7.94E-06
1000	1100	0	9.53E-04	9.53E-04	9.53E-04	0	0	0	10.00	9.53E-04	9.53E-04	9.53E-04	2.86E-02	2.86E-02	2.86E-02	2.86E-02	2.86E-02	2.86E-02	7.94E-06	7.94E-06	7.94E-06
1100	1200	0	9.53E-04	9.53E-04	9.53E-04	0	0	0	10.00	9.53E-04	9.53E-04	9.53E-04	2.86E-02	2.86E-02	2.86E-02	2.86E-02	2.86E-02	2.86E-02	7.94E-06	7.94E-06	7.94E-06
1200	1300	0	9.53E-04	9.53E-04	9.53E-04	0	0	0	10.00	9.53E-04	9.53E-04	9.53E-04	2.86E-02	2.86E-02	2.86E-02	2.86E-02	2.86E-02	2.86E-02	7.94E-06	7.94E-06	7.94E-06
1300	1400	0	9.53E-04	9.53E-04	9.53E-04	0	0	0	7.00	9.53E-04	9.53E-04	9.53E-04	2.00E-02	2.00E-02	2.00E-02	2.00E-02	2.00E-02	2.00E-02	5.56E-06	5.56E-06	5.56E-06
1400	1500	0	9.53E-04	9.53E-04	9.53E-04	0	0	0	7.00	9.53E-04	9.53E-04	9.53E-04	2.00E-02	2.00E-02	2.00E-02	2.00E-02	2.00E-02	2.00E-02	5.56E-06	5.56E-06	5.56E-06
1500	1600	0	9.53E-04	9.53E-04	9.53E-04	0	0	0	7.00	9.53E-04	9.53E-04	9.53E-04	2.00E-02	2.00E-02	2.00E-02	2.00E-02	2.00E-02	2.00E-02	5.56E-06	5.56E-06	5.56E-06
1600	1700	0	9.53E-04	9.53E-04	9.53E-04	0	0	0	8.00	9.53E-04	9.53E-04	9.53E-04	2.29E-02	2.29E-02	2.29E-02	2.29E-02	2.29E-02	2.29E-02	6.35E-06	6.35E-06	6.35E-06
1700	1800	0	9.53E-04	9.53E-04	9.53E-04	0	0	0	7.00	9.53E-04	9.53E-04	9.53E-04	2.00E-02	2.00E-02	2.00E-02	2.00E-02	2.00E-02	2.00E-02	5.56E-06	5.56E-06	5.56E-06
1800	1900	0	9.53E-04	9.53E-04	9.53E-04	0	0	0	7.00	9.53E-04	9.53E-04	9.53E-04	2.00E-02	2.00E-02	2.00E-02	2.00E-02	2.00E-02	2.00E-02	5.56E-06	5.56E-06	5.56E-06
1900	2000	0	9.53E-04	9.53E-04	9.53E-04	0	0	0	7.00	9.53E-04	9.53E-04	9.53E-04	2.00E-02	2.00E-02	2.00E-02	2.00E-02	2.00E-02	2.00E-02	5.56E-06	5.56E-06	5.56E-06
2000	2100	0	9.53E-04	9.53E-04	9.53E-04	0	0	0	7.00	9.53E-04	9.53E-04	9.53E-04	2.00E-02	2.00E-02	2.00E-02	2.00E-02	2.00E-02	2.00E-02	5.56E-06	5.56E-06	5.56E-06
2100	2200	0	9.53E-04	9.53E-04	9.53E-04	0	0	0	8.00	9.53E-04	9.53E-04	9.53E-04	2.29E-02	2.29E-02	2.29E-02	2.29E-02	2.29E-02	2.29E-02	6.35E-06	6.35E-06	6.35E-06
2200	2300	0	9.53E-04	9.53E-04	9.53E-04	0	0	0	6.00	9.53E-04	9.53E-04	9.53E-04	1.72E-02	1.72E-02	1.72E-02	1.72E-02	1.72E-02	1.72E-02	4.76E-06	4.76E-06	4.76E-06
2300	2400	0	9.53E-04	9.53E-04	9.53E-04	0	0	0	8.00	9.53E-04	9.53E-04	9.53E-04	2.29E-02	2.29E-02	2.29E-02	2.29E-02	2.29E-02	2.29E-02	6.35E-06	6.35E-06	6.35E-06

Parameters

Maximum Duration for adjusting Start Emission =	0.5	min(s)	*As per EPD Guidleine
Travelling Distance from Start Point to PTI Egress =	100	m	(Section 2)
Travelling Distance from PTI Egress to Open Road =	50	m	(Section 3) * (Section 2)+(Section 3) = 150m Spread Distance as per EPD Guideline

Calculations for Adjusted Start Emission

Start Hour	End Hour	Emission for Adjusting Start Emission (g)			Adjusted Start Emission Within PTI (Section 2) (g)			C: Adjusted Start Emission Rate Within PTI (Section 2) (g/s)			Adjusted Start Emission Outside PTI (Section 3) (g)			E: Adjusted Start Emission Rate Outside PTI (Section 3) (g/s)		
		TSP	RSP	FSP	TSP	RSP	FSP	TSP	RSP	FSP	TSP	RSP	FSP	TSP	RSP	FSP
0	100	1.91E-03	1.91E-03	1.91E-03	0	0	0	0	0	0	0	0	0	0	0	0
100	200	4.76E-03	4.76E-03	4.76E-03	0	0	0	0	0	0	0	0	0	0	0	0
200	300	4.76E-03	4.76E-03	4.76E-03	0	0	0	0	0	0	0	0	0	0	0	0
300	400	4.76E-03	4.76E-03	4.76E-03	0	0	0	0	0	0	0	0	0	0	0	0
400	500	4.76E-03	4.76E-03	4.76E-03	0	0	0	0	0	0	0	0	0	0	0	0
500	600	9.53E-04	9.53E-04	9.53E-04	0	0	0	0	0	0	0	0	0	0	0	0
600	700	5.24E-03	5.24E-03	5.24E-03	0	0	0	0	0	0	0	0	0	0	0	0
700	800	4.76E-03	4.76E-03	4.76E-03	0	0	0	0	0	0	0	0	0	0	0	0
800	900	4.76E-03	4.76E-03	4.76E-03	0	0	0	0	0	0	0	0	0	0	0	0
900	1000	4.76E-03	4.76E-03	4.76E-03	0	0	0	0	0	0	0	0	0	0	0	0
1000	1100	4.76E-03	4.76E-03	4.76E-03	0	0	0	0	0	0	0	0	0	0	0	0
1100	1200	4.76E-03	4.76E-03	4.76E-03	0	0	0	0	0	0	0	0	0	0	0	0
1200	1300	4.76E-03	4.76E-03	4.76E-03	0	0	0	0	0	0	0	0	0	0	0	0
1300	1400	3.34E-03	3.34E-03	3.34E-03	0	0	0	0	0	0	0	0	0	0	0	0
1400	1500	3.34E-03	3.34E-03	3.34E-03	0	0	0	0	0	0	0	0	0	0	0	0
1500	1600	3.34E-03	3.34E-03	3.34E-03	0	0	0	0	0	0	0	0	0	0	0	0
1600	1700	3.81E-03	3.81E-03	3.81E-03	0	0	0	0	0	0	0	0	0	0	0	0
1700	1800	3.34E-03	3.34E-03	3.34E-03	0	0	0	0	0	0	0	0	0	0	0	0
1800	1900	3.34E-03	3.34E-03	3.34E-03	0	0	0	0	0	0	0	0	0	0	0	0
1900	2000	3.34E-03	3.34E-03	3.34E-03	0	0	0	0	0	0	0	0	0	0	0	0
2000	2100	3.34E-03	3.34E-03	3.34E-03	0	0	0	0	0	0	0	0	0	0	0	0
2100	2200	3.81E-03	3.81E-03	3.81E-03	0	0	0	0	0	0	0	0	0	0	0	0
2200	2300	2.86E-03	2.86E-03	2.86E-03	0	0	0	0	0	0	0	0	0	0	0	0
2300	2400	3.81E-03	3.81E-03	3.81E-03	0	0	0	0	0	0	0	0	0	0	0	0

PART 4 - Sum up all above parts

Calculations

Start Hour	End Hour	Within PTI Calc: A+B+C				E: Spread distance (Section 3)				E: Spread distance (Section 3)				E: Spread distance (Section 3)			
		Within PTI (Section 1 + Section 2)				Outside PTI (to Ching Hiu Road Westbound)				Outside PTI (to Ching Hiu Road Eastbound)				Splitting in Directions			
		Total Emission Rate (g/s)				Total	Total Emission Rate (g/s)			Total	Total Emission Rate (g/s)			Vehicle Flow		Ratio	
			TSP	RSP	FSP	#	TSP	RSP	FSP	#	TSP	RSP	FSP	Westbound	Eastbound	Westbound	Eastbound
0	100		3.18E-06	3.18E-06	3.18E-06	2.05	0	0	0	1.95	0	0	0	15	14	0.51	0.49
100	200		7.94E-06	7.94E-06	7.94E-06	5.00	0	0	0	5.00	0	0	0	10	10	0.50	0.50
200	300		7.94E-06	7.94E-06	7.94E-06	4.84	0	0	0	5.16	0	0	0	10	11	0.48	0.52
300	400		7.94E-06	7.94E-06	7.94E-06	4.92	0	0	0	5.08	0	0	0	5	5	0.49	0.51
400	500		7.94E-06	7.94E-06	7.94E-06	4.85	0	0	0	5.15	0	0	0	5	5	0.49	0.51
500	600		1.59E-06	1.59E-06	1.59E-06	0.97	0	0	0	1.03	0	0	0	5	5	0.49	0.51
600	700		8.74E-06	8.74E-06	8.74E-06	5.45	0	0	0	5.55	0	0	0	10	10	0.50	0.50
700	800		7.94E-06	7.94E-06	7.94E-06	5.38	0	0	0	4.62	0	0	0	28	24	0.54	0.46
800	900		7.94E-06	7.94E-06	7.94E-06	4.71	0	0	0	5.29	0	0	0	42	47	0.47	0.53
900	1000		7.94E-06	7.94E-06	7.94E-06	5.28	0	0	0	4.72	0	0	0	42	37	0.53	0.47
1000	1100		7.94E-06	7.94E-06	7.94E-06	5.27	0	0	0	4.73	0	0	0	43	38	0.53	0.47
1100	1200		7.94E-06	7.94E-06	7.94E-06	4.94	0	0	0	5.06	0	0	0	37	38	0.49	0.51
1200	1300		7.94E-06	7.94E-06	7.94E-06	4.99	0	0	0	5.01	0	0	0	33	33	0.50	0.50
1300	1400		5.56E-06	5.56E-06	5.56E-06	3.74	0	0	0	3.25	0	0	0	34	30	0.53	0.47
1400	1500		5.56E-06	5.56E-06	5.56E-06	3.98	0	0	0	3.02	0	0	0	38	29	0.57	0.43
1500	1600		5.56E-06	5.56E-06	5.56E-06	3.73	0	0	0	3.27	0	0	0	38	34	0.53	0.47
1600	1700		6.35E-06	6.35E-06	6.35E-06	4.26	0	0	0	3.74	0	0	0	38	33	0.53	0.47
1700	1800		5.56E-06	5.56E-06	5.56E-06	3.71	0	0	0	3.29	0	0	0	43	38	0.53	0.47
1800	1900		5.56E-06	5.56E-06	5.56E-06	4.12	0	0	0	2.88	0	0	0	48	34	0.59	0.41
1900	2000		5.56E-06	5.56E-06	5.56E-06	3.73	0	0	0	3.27	0	0	0	39	34	0.53	0.47
2000	2100		5.56E-06	5.56E-06	5.56E-06	3.77	0	0	0	3.23	0	0	0	29	25	0.54	0.46
2100	2200		6.35E-06	6.35E-06	6.35E-06	4.31	0	0	0	3.69	0	0	0	24	21	0.54	0.46
2200	2300		4.76E-06	4.76E-06	4.76E-06	3.22	0	0	0	2.78	0	0	0	24	21	0.54	0.46
2300	2400		6.35E-06	6.35E-06	6.35E-06	4.38	0	0	0	3.61	0	0	0	20	16	0.55	0.45
														Ref Road ID	#29	#28	

Start Hour	End Hour	Hourly Profile Ratio (0800-0900 as Baseline)				Hourly Profile Ratio (0800-0900 as Baseline)				Hourly Profile Ratio (0800-0900 as Baseline)			
			TSP	RSP	FSP		TSP	RSP	FSP		TSP	RSP	FSP
0	100		0.4000	0.4000	0.4000		0	0	0		0	0	0
100	200		1.0000	1.0000	1.0000		0	0	0		0	0	0
200	300		1.0000	1.0000	1.0000		0	0	0		0	0	0
300	400		1.0000	1.0000	1.0000		0	0	0		0	0	0
400	500		1.0000	1.0000	1.0000		0	0	0		0	0	0
500	600		0.2000	0.2000	0.2000		0	0	0		0	0	0
600	700		1.1000	1.1000	1.1000		0	0	0		0	0	0
700	800		1.0000	1.0000	1.0000		0	0	0		0	0	0
800	900		1.0000	1.0000	1.0000		0	0	0		0	0	0
900	1000		1.0000	1.0000	1.0000		0	0	0		0	0	0
1000	1100		1.0000	1.0000	1.0000		0	0	0		0	0	0
1100	1200		1.0000	1.0000	1.0000		0	0	0		0	0	0
1200	1300		1.0000	1.0000	1.0000		0	0	0		0	0	0
1300	1400		0.7000	0.7000	0.7000		0	0	0		0	0	0
1400	1500		0.7000	0.7000	0.7000		0	0	0		0	0	0
1500	1600		0.7000	0.7000	0.7000		0	0	0		0	0	0
1600	1700		0.8000	0.8000	0.8000		0	0	0		0	0	0
1700	1800		0.7000	0.7000	0.7000		0	0	0		0	0	0
1800	1900		0.7000	0.7000	0.7000		0	0	0		0	0	0
1900	2000		0.7000	0.7000	0.7000		0	0	0		0	0	0
2000	2100		0.7000	0.7000	0.7000		0	0	0		0	0	0
2100	2200		0.8000	0.8000	0.8000		0	0	0		0	0	0
2200	2300		0.6000	0.6000	0.6000		0	0	0		0	0	0
2300	2400		0.8000	0.8000	0.8000		0	0	0		0	0	0

Ching Ho Estate PTI **PTI Type:** Open Area **Assessment Vehicle:** TAXI **Fuel:** PETROL

PART 1 - Running Emission

Parameters

Average Travelling Distance from PTI Ingress to Start Point =	100	m	(Section 1 - Ingress)
Average Travelling Distance from Start Point to PTI Egress =	100	m	(Section 2 - Egress)
Total Travelling Distance in PTI	0.200	km	(1km=1000m)
Travelling Speed =	10	kph	

Population Ratio Extracted from EMFAC

LPG %	Petrol %
99.99%	0.01%

Calculations (Input) A

Start Hour	End Hour	Total	Total (in Fuel Type)	Within PTI (Section 1)+(Section 2) Running Emission Factor (g/km·vehicle) TSP	RSP	FSP	Running Emission Within PTI (g) TSP	RSP	FSP	Running Emission Rate Within PTI (g/s) TSP	RSP	FSP
0	100	4	*3.88E-04*	0.0099	0.0096	0.0089	7.68E-07	7.45E-07	6.91E-07	2.13E-10	2.07E-10	1.92E-10
100	200	10	*9.70E-04*	0.0099	0.0096	0.0089	1.92E-06	1.86E-06	1.73E-06	5.33E-10	5.17E-10	4.80E-10
200	300	10	*9.70E-04*	0.0099	0.0096	0.0089	1.92E-06	1.86E-06	1.73E-06	5.33E-10	5.17E-10	4.80E-10
300	400	10	*9.70E-04*	0.0099	0.0096	0.0089	1.92E-06	1.86E-06	1.73E-06	5.33E-10	5.17E-10	4.80E-10
400	500	10	*9.70E-04*	0.0099	0.0096	0.0089	1.92E-06	1.86E-06	1.73E-06	5.33E-10	5.17E-10	4.80E-10
500	600	2	*1.94E-04*	0.0099	0.0096	0.0089	3.84E-07	3.72E-07	3.45E-07	1.07E-10	1.03E-10	9.59E-11
600	700	11	*1.07E-03*	0.0099	0.0096	0.0089	2.11E-06	2.05E-06	1.90E-06	5.87E-10	5.69E-10	5.27E-10
700	800	10	*9.70E-04*	0.0099	0.0096	0.0089	1.92E-06	1.86E-06	1.73E-06	5.33E-10	5.17E-10	4.80E-10
800	900	10	*9.70E-04*	0.0099	0.0096	0.0089	1.92E-06	1.86E-06	1.73E-06	5.33E-10	5.17E-10	4.80E-10
900	1000	10	*9.70E-04*	0.0099	0.0096	0.0089	1.92E-06	1.86E-06	1.73E-06	5.33E-10	5.17E-10	4.80E-10
1000	1100	10	*9.70E-04*	0.0099	0.0096	0.0089	1.92E-06	1.86E-06	1.73E-06	5.33E-10	5.17E-10	4.80E-10
1100	1200	10	*9.70E-04*	0.0099	0.0096	0.0089	1.92E-06	1.86E-06	1.73E-06	5.33E-10	5.17E-10	4.80E-10
1200	1300	10	*9.70E-04*	0.0099	0.0096	0.0089	1.92E-06	1.86E-06	1.73E-06	5.33E-10	5.17E-10	4.80E-10
1300	1400	7	*6.79E-04*	0.0099	0.0096	0.0089	1.34E-06	1.30E-06	1.21E-06	3.73E-10	3.62E-10	3.36E-10
1400	1500	7	*6.79E-04*	0.0099	0.0096	0.0089	1.34E-06	1.30E-06	1.21E-06	3.73E-10	3.62E-10	3.36E-10
1500	1600	7	*6.79E-04*	0.0099	0.0096	0.0089	1.34E-06	1.30E-06	1.21E-06	3.73E-10	3.62E-10	3.36E-10
1600	1700	8	*7.76E-04*	0.0099	0.0096	0.0089	1.54E-06	1.49E-06	1.38E-06	4.27E-10	4.14E-10	3.84E-10
1700	1800	7	*6.79E-04*	0.0099	0.0096	0.0089	1.34E-06	1.30E-06	1.21E-06	3.73E-10	3.62E-10	3.36E-10
1800	1900	7	*6.79E-04*	0.0099	0.0096	0.0089	1.34E-06	1.30E-06	1.21E-06	3.73E-10	3.62E-10	3.36E-10
1900	2000	7	*6.79E-04*	0.0099	0.0096	0.0089	1.34E-06	1.30E-06	1.21E-06	3.73E-10	3.62E-10	3.36E-10
2000	2100	7	*6.79E-04*	0.0099	0.0096	0.0089	1.34E-06	1.30E-06	1.21E-06	3.73E-10	3.62E-10	3.36E-10
2100	2200	8	*7.76E-04*	0.0099	0.0096	0.0089	1.54E-06	1.49E-06	1.38E-06	4.27E-10	4.14E-10	3.84E-10
2200	2300	6	*5.82E-04*	0.0099	0.0096	0.0089	1.15E-06	1.12E-06	1.04E-06	3.20E-10	3.10E-10	2.88E-10
2300	2400	8	*7.76E-04*	0.0099	0.0096	0.0089	1.54E-06	1.49E-06	1.38E-06	4.27E-10	4.14E-10	3.84E-10

PART 2 - Start Emission

Start Emission Factor Extracted from EMFAC (g/trip)

	5	10	20	30	40	50	60	120	180	240	300	360	420	480	540	600	660	720
TSP	0.0004	0.0008	0.0016	0.0023	0.003	0.0037	0.0044	0.0073	0.0081	0.0089	0.0096	0.0102	0.0107	0.0111	0.0114	0.0116	0.0116	0.0116
RSP	0.0004	0.0008	0.0015	0.0023	0.003	0.0036	0.0042	0.007	0.0079	0.0087	0.0093	0.0099	0.0104	0.0107	0.011	0.0112	0.0113	0.0113
FSP	0.0004	0.0007	0.0014	0.0021	0.0027	0.0034	0.0039	0.0065	0.0073	0.008	0.0087	0.0092	0.0096	0.01	0.0102	0.0104	0.0105	0.0105

Calculations

Start Hour	End Hour	Total in Fuel	Number of Trips 5	10	20	30	40	50	60	120	180	240	300	360	420	480	540	600	660	720	Start Emission (g) TSP	RSP	FSP
0	100	*3.88E-04*	0	0	*3.88E-04*	0	0	0	0	0	0	0	0	0	0	0	0	0	0	0	6.21E-07	5.82E-07	5.43E-07
100	200	*9.70E-04*	0	0	*9.70E-04*	0	0	0	0	0	0	0	0	0	0	0	0	0	0	0	1.55E-06	1.45E-06	1.36E-06
200	300	*9.70E-04*	0	0	*9.70E-04*	0	0	0	0	0	0	0	0	0	0	0	0	0	0	0	1.55E-06	1.45E-06	1.36E-06
300	400	*9.70E-04*	0	0	*9.70E-04*	0	0	0	0	0	0	0	0	0	0	0	0	0	0	0	1.55E-06	1.45E-06	1.36E-06
400	500	*9.70E-04*	0	0	*9.70E-04*	0	0	0	0	0	0	0	0	0	0	0	0	0	0	0	1.55E-06	1.45E-06	1.36E-06
500	600	*1.94E-04*	0	0	*1.94E-04*	0	0	0	0	0	0	0	0	0	0	0	0	0	0	0	3.10E-07	2.91E-07	2.72E-07
600	700	*1.07E-03*	0	0	*1.07E-03*	0	0	0	0	0	0	0	0	0	0	0	0	0	0	0	1.71E-06	1.60E-06	1.49E-06
700	800	*9.70E-04*	0	0	*9.70E-04*	0	0	0	0	0	0	0	0	0	0	0	0	0	0	0	1.55E-06	1.45E-06	1.36E-06
800	900	*9.70E-04*	0	0	*9.70E-04*	0	0	0	0	0	0	0	0	0	0	0	0	0	0	0	1.55E-06	1.45E-06	1.36E-06
900	1000	*9.70E-04*	0	0	*9.70E-04*	0	0	0	0	0	0	0	0	0	0	0	0	0	0	0	1.55E-06	1.45E-06	1.36E-06
1000	1100	*9.70E-04*	0	0	*9.70E-04*	0	0	0	0	0	0	0	0	0	0	0	0	0	0	0	1.55E-06	1.45E-06	1.36E-06
1100	1200	*9.70E-04*	0	0	*9.70E-04*	0	0	0	0	0	0	0	0	0	0	0	0	0	0	0	1.55E-06	1.45E-06	1.36E-06
1200	1300	*9.70E-04*	0	0	*9.70E-04*	0	0	0	0	0	0	0	0	0	0	0	0	0	0	0	1.55E-06	1.45E-06	1.36E-06
1300	1400	*6.79E-04*	0	0	*6.79E-04*	0	0	0	0	0	0	0	0	0	0	0	0	0	0	0	1.09E-06	1.02E-06	9.50E-07
1400	1500	*6.79E-04*	0	0	*6.79E-04*	0	0	0	0	0	0	0	0	0	0	0	0	0	0	0	1.09E-06	1.02E-06	9.50E-07
1500	1600	*6.79E-04*	0	0	*6.79E-04*	0	0	0	0	0	0	0	0	0	0	0	0	0	0	0	1.09E-06	1.02E-06	9.50E-07
1600	1700	*7.76E-04*	0	0	*7.76E-04*	0	0	0	0	0	0	0	0	0	0	0	0	0	0	0	1.24E-06	1.16E-06	1.09E-06
1700	1800	*6.79E-04*	0	0	*6.79E-04*	0	0	0	0	0	0	0	0	0	0	0	0	0	0	0	1.09E-06	1.02E-06	9.50E-07
1800	1900	*6.79E-04*	0	0	*6.79E-04*	0	0	0	0	0	0	0	0	0	0	0	0	0	0	0	1.09E-06	1.02E-06	9.50E-07
1900	2000	*6.79E-04*	0	0	*6.79E-04*	0	0	0	0	0	0	0	0	0	0	0	0	0	0	0	1.09E-06	1.02E-06	9.50E-07
2000	2100	*6.79E-04*	0	0	*6.79E-04*	0	0	0	0	0	0	0	0	0	0	0	0	0	0	0	1.09E-06	1.02E-06	9.50E-07
2100	2200	*7.76E-04*	0	0	*7.76E-04*	0	0	0	0	0	0	0	0	0	0	0	0	0	0	0	1.24E-06	1.16E-06	1.09E-06
2200	2300	*5.82E-04*	0	0	*5.82E-04*	0	0	0	0	0	0	0	0	0	0	0	0	0	0	0	9.31E-07	8.73E-07	8.15E-07
2300	2400	*7.76E-04*	0	0	*7.76E-04*	0	0	0	0	0	0	0	0	0	0	0	0	0	0	0	1.24E-06	1.16E-06	1.09E-06

Remark: Number of trips were derived based on on-site observations at the PTIs and operators' published schedules.

PART 3 - Idling Emission

Parameters

Idling Time = 3 min(s) *As On-Site observations

Calculations *Cold Idling = 240-720min; Hot idling = 5-180min. *Total Idling Emission = Cold Idling + Hot idling

Start Hour	End Hour	Trips (240-	Cold Idling Emission Factor (g/min) TSP	RSP	FSP	Cold Idling Emission (g) TSP	RSP	FSP	Trips (5-	Hot Idling Emission Factor (g/min) TSP	RSP	FSP	Hot Idling Emission (g) TSP	RSP	FSP	Total Idling Emission within PTI (g) TSP	RSP	FSP	B: Total Idling Emission Rate within PTI (g/s) TSP	RSP	FSP
0	100	0	2.17E-04	2.17E-04	2.17E-04	0	0	0	3.88E-04	2.17E-04	2.17E-04	2.17E-04	2.52E-07	2.52E-07	2.52E-07	2.52E-07	2.52E-07	2.52E-07	7.00E-11	7.00E-11	7.00E-11
100	200	0	2.17E-04	2.17E-04	2.17E-04	0	0	0	9.70E-04	2.17E-04	2.17E-04	2.17E-04	6.30E-07	6.30E-07	6.30E-07	6.30E-07	6.30E-07	6.30E-07	1.75E-10	1.75E-10	1.75E-10
200	300	0	2.17E-04	2.17E-04	2.17E-04	0	0	0	9.70E-04	2.17E-04	2.17E-04	2.17E-04	6.30E-07	6.30E-07	6.30E-07	6.30E-07	6.30E-07	6.30E-07	1.75E-10	1.75E-10	1.75E-10
300	400	0	2.17E-04	2.17E-04	2.17E-04	0	0	0	9.70E-04	2.17E-04	2.17E-04	2.17E-04	6.30E-07	6.30E-07	6.30E-07	6.30E-07	6.30E-07	6.30E-07	1.75E-10	1.75E-10	1.75E-10
400	500	0	2.17E-04	2.17E-04	2.17E-04	0	0	0	9.70E-04	2.17E-04	2.17E-04	2.17E-04	6.30E-07	6.30E-07	6.30E-07	6.30E-07	6.30E-07	6.30E-07	1.75E-10	1.75E-10	1.75E-10
500	600	0	2.17E-04	2.17E-04	2.17E-04	0	0	0	1.94E-04	2.17E-04	2.17E-04	2.17E-04	1.26E-07	1.26E-07	1.26E-07	1.26E-07	1.26E-07	1.26E-07	3.50E-11	3.50E-11	3.50E-11
600	700	0	2.17E-04	2.17E-04	2.17E-04	0	0	0	1.07E-03	2.17E-04	2.17E-04	2.17E-04	6.93E-07	6.93E-07	6.93E-07	6.93E-07	6.93E-07	6.93E-07	1.93E-10	1.93E-10	1.93E-10
700	800	0	2.17E-04	2.17E-04	2.17E-04	0	0	0	9.70E-04	2.17E-04	2.17E-04	2.17E-04	6.30E-07	6.30E-07	6.30E-07	6.30E-07	6.30E-07	6.30E-07	1.75E-10	1.75E-10	1.75E-10
800	900	0	2.17E-04	2.17E-04	2.17E-04	0	0	0	9.70E-04	2.17E-04	2.17E-04	2.17E-04	6.30E-07	6.30E-07	6.30E-07	6.30E-07	6.30E-07	6.30E-07	1.75E-10	1.75E-10	1.75E-10
900	1000	0	2.17E-04	2.17E-04	2.17E-04	0	0	0	9.70E-04	2.17E-04	2.17E-04	2.17E-04	6.30E-07	6.30E-07	6.30E-07	6.30E-07	6.30E-07	6.30E-07	1.75E-10	1.75E-10	1.75E-10
1000	1100	0	2.17E-04	2.17E-04	2.17E-04	0	0	0	9.70E-04	2.17E-04	2.17E-04	2.17E-04	6.30E-07	6.30E-07	6.30E-07	6.30E-07	6.30E-07	6.30E-07	1.75E-10	1.75E-10	1.75E-10
1100	1200	0	2.17E-04	2.17E-04	2.17E-04	0	0	0	9.70E-04	2.17E-04	2.17E-04	2.17E-04	6.30E-07	6.30E-07	6.30E-07	6.30E-07	6.30E-07	6.30E-07	1.75E-10	1.75E-10	1.75E-10
1200	1300	0	2.17E-04	2.17E-04	2.17E-04	0	0	0	9.70E-04	2.17E-04	2.17E-04	2.17E-04	6.30E-07	6.30E-07	6.30E-07	6.30E-07	6.30E-07	6.30E-07	1.75E-10	1.75E-10	1.75E-10
1300	1400	0	2.17E-04	2.17E-04	2.17E-04	0	0	0	6.79E-04	2.17E-04	2.17E-04	2.17E-04	4.41E-07	4.41E-07	4.41E-07	4.41E-07	4.41E-07	4.41E-07	1.23E-10	1.23E-10	1.23E-10
1400	1500	0	2.17E-04	2.17E-04	2.17E-04	0	0	0	6.79E-04	2.17E-04	2.17E-04	2.17E-04	4.41E-07	4.41E-07	4.41E-07	4.41E-07	4.41E-07	4.41E-07	1.23E-10	1.23E-10	1.23E-10
1500	1600	0	2.17E-04	2.17E-04	2.17E-04	0	0	0	6.79E-04	2.17E-04	2.17E-04	2.17E-04	4.41E-07	4.41E-07	4.41E-07	4.41E-07	4.41E-07	4.41E-07	1.23E-10	1.23E-10	1.23E-10
1600	1700	0	2.17E-04	2.17E-04	2.17E-04	0	0	0	7.76E-04	2.17E-04	2.17E-04	2.17E-04	5.04E-07	5.04E-07	5.04E-07	5.04E-07	5.04E-07	5.04E-07	1.40E-10	1.40E-10	1.40E-10
1700	1800	0	2.17E-04	2.17E-04	2.17E-04	0	0	0	6.79E-04	2.17E-04	2.17E-04	2.17E-04	4.41E-07	4.41E-07	4.41E-07	4.41E-07	4.41E-07	4.41E-07	1.23E-10	1.23E-10	1.23E-10
1800	1900	0	2.17E-04	2.17E-04	2.17E-04	0	0	0	6.79E-04	2.17E-04	2.17E-04	2.17E-04	4.41E-07	4.41E-07	4.41E-07	4.41E-07	4.41E-07	4.41E-07	1.23E-10	1.23E-10	1.23E-10
1900	2000	0	2.17E-04	2.17E-04	2.17E-04	0	0	0	6.79E-04	2.17E-04	2.17E-04	2.17E-04	4.41E-07	4.41E-07	4.41E-07	4.41E-07	4.41E-07	4.41E-07	1.23E-10	1.23E-10	1.23E-10
2000	2100	0	2.17E-04	2.17E-04	2.17E-04	0	0	0	6.79E-04	2.17E-04	2.17E-04	2.17E-04	4.41E-07	4.41E-07	4.41E-07	4.41E-07	4.41E-07	4.41E-07	1.23E-10	1.23E-10	1.23E-10
2100	2200	0	2.17E-04	2.17E-04	2.17E-04	0	0	0	7.76E-04	2.17E-04	2.17E-04	2.17E-04	5.04E-07	5.04E-07	5.04E-07	5.04E-07	5.04E-07	5.04E-07	1.40E-10	1.40E-10	1.40E-10
2200	2300	0	2.17E-04	2.17E-04	2.17E-04	0	0	0	5.82E-04	2.17E-04	2.17E-04	2.17E-04	3.78E-07	3.78E-07	3.78E-07	3.78E-07	3.78E-07	3.78E-07	1.05E-10	1.05E-10	1.05E-10
2300	2400	0	2.17E-04	2.17E-04	2.17E-04	0	0	0	7.76E-04	2.17E-04	2.17E-04	2.17E-04	5.04E-07	5.04E-07	5.04E-07	5.04E-07	5.04E-07	5.04E-07	1.40E-10	1.40E-10	1.40E-10

Parameters

Maximum Duration for adjusting Start Emission = 0 min(s) *No adjustment

Travelling Distance from Start Point to PTI Egress = 100 m (Section 2)

Travelling Distance from PTI Egress to Open Road = n/a m (Section 3) *Not Applicable

Calculations for Adjusted Start Emission *No Adjustment *No adjustment, Start Emission directly emit in PTI *No Spread Distance, emit right at Start point

Start Hour	End Hour	Emission for Adjusting Start Emission (g) TSP	RSP	FSP	Adjusted Start Emission Within PTI (Section 2) (g) TSP	RSP	FSP	C: Adjusted Start Emission Rate Within PTI (Section 2) (g/s) TSP	RSP	FSP	Adjusted Start Emission Outside PTI (Section 3) (g) TSP	RSP	FSP	E: Adjusted Start Emission Rate Outside PTI (Section 3) (g/s) TSP	RSP	FSP
0	100	0	0	0	6.21E-07	5.82E-07	5.43E-07	1.72E-10	1.62E-10	1.51E-10	0	0	0	0	0	0
100	200	0	0	0	1.55E-06	1.45E-06	1.36E-06	4.31E-10	4.04E-10	3.77E-10	0	0	0	0	0	0
200	300	0	0	0	1.55E-06	1.45E-06	1.36E-06	4.31E-10	4.04E-10	3.77E-10	0	0	0	0	0	0
300	400	0	0	0	1.55E-06	1.45E-06	1.36E-06	4.31E-10	4.04E-10	3.77E-10	0	0	0	0	0	0
400	500	0	0	0	1.55E-06	1.45E-06	1.36E-06	4.31E-10	4.04E-10	3.77E-10	0	0	0	0	0	0
500	600	0	0	0	3.10E-07	2.91E-07	2.72E-07	8.62E-11	8.08E-11	7.54E-11	0	0	0	0	0	0
600	700	0	0	0	1.71E-06	1.60E-06	1.49E-06	4.74E-10	4.45E-10	4.15E-10	0	0	0	0	0	0
700	800	0	0	0	1.55E-06	1.45E-06	1.36E-06	4.31E-10	4.04E-10	3.77E-10	0	0	0	0	0	0
800	900	0	0	0	1.55E-06	1.45E-06	1.36E-06	4.31E-10	4.04E-10	3.77E-10	0	0	0	0	0	0
900	1000	0	0	0	1.55E-06	1.45E-06	1.36E-06	4.31E-10	4.04E-10	3.77E-10	0	0	0	0	0	0
1000	1100	0	0	0	1.55E-06	1.45E-06	1.36E-06	4.31E-10	4.04E-10	3.77E-10	0	0	0	0	0	0
1100	1200	0	0	0	1.55E-06	1.45E-06	1.36E-06	4.31E-10	4.04E-10	3.77E-10	0	0	0	0	0	0
1200	1300	0	0	0	1.55E-06	1.45E-06	1.36E-06	4.31E-10	4.04E-10	3.77E-10	0	0	0	0	0	0
1300	1400	0	0	0	1.09E-06	1.02E-06	9.50E-07	3.02E-10	2.83E-10	2.64E-10	0	0	0	0	0	0
1400	1500	0	0	0	1.09E-06	1.02E-06	9.50E-07	3.02E-10	2.83E-10	2.64E-10	0	0	0	0	0	0
1500	1600	0	0	0	1.09E-06	1.02E-06	9.50E-07	3.02E-10	2.83E-10	2.64E-10	0	0	0	0	0	0
1600	1700	0	0	0	1.24E-06	1.16E-06	1.09E-06	3.45E-10	3.23E-10	3.02E-10	0	0	0	0	0	0
1700	1800	0	0	0	1.09E-06	1.02E-06	9.50E-07	3.02E-10	2.83E-10	2.64E-10	0	0	0	0	0	0
1800	1900	0	0	0	1.09E-06	1.02E-06	9.50E-07	3.02E-10	2.83E-10	2.64E-10	0	0	0	0	0	0
1900	2000	0	0	0	1.09E-06	1.02E-06	9.50E-07	3.02E-10	2.83E-10	2.64E-10	0	0	0	0	0	0
2000	2100	0	0	0	1.09E-06	1.02E-06	9.50E-07	3.02E-10	2.83E-10	2.64E-10	0	0	0	0	0	0
2100	2200	0	0	0	1.24E-06	1.16E-06	1.09E-06	3.45E-10	3.23E-10	3.02E-10	0	0	0	0	0	0
2200	2300	0	0	0	9.31E-07	8.73E-07	8.15E-07	2.59E-10	2.42E-10	2.26E-10	0	0	0	0	0	0
2300	2400	0	0	0	1.24E-06	1.16E-06	1.09E-06	3.45E-10	3.23E-10	3.02E-10	0	0	0	0	0	0

PART 4 - Sum up all above parts

Calculations

Start Hour	End Hour	Within PTI Calc: A+B+C			*Start Emissions emit in PTI, not outside. E: Spread distance (Section 3)			*Start Emissions emit in PTI, not outside. E: Spread distance (Section 3)			*Start Emissions emit in PTI, not outside. E: Spread distance (Section 3)					
		Within PTI (Section 1 + Section 2)			Outside PTI (to Ching Hiu Road Westbound)			Outside PTI (to Ching Hiu Road Eastbound)			Splitting in Directions					
		Total Emission Rate (g/s)			Total Emission Rate (g/s)			Total Emission Rate (g/s)			Vehicle Flow		Ratio			
		TSP	RSP	FSP	TSP	RSP	FSP	TSP	RSP	FSP	Westbound	Eastbound	Westbound	Eastbound		
0	100	4.56E-10	4.39E-10	4.13E-10	0	0	0	0	0	0	15	14	0.51	0.49		
100	200	1.14E-09	1.10E-09	1.03E-09	0	0	0	0	0	0	10	10	0.50	0.50		
200	300	1.14E-09	1.10E-09	1.03E-09	0	0	0	0	0	0	10	11	0.48	0.52		
300	400	1.14E-09	1.10E-09	1.03E-09	0	0	0	0	0	0	5	5	0.49	0.51		
400	500	1.14E-09	1.10E-09	1.03E-09	0	0	0	0	0	0	5	5	0.49	0.51		
500	600	2.28E-10	2.19E-10	2.06E-10	0	0	0	0	0	0	5	5	0.49	0.51		
600	700	1.25E-09	1.21E-09	1.14E-09	0	0	0	0	0	0	10	10	0.50	0.50		
700	800	1.14E-09	1.10E-09	1.03E-09	0	0	0	0	0	0	28	24	0.54	0.46		
800	900	1.14E-09	1.10E-09	1.03E-09	0	0	0	0	0	0	42	47	0.47	0.53		
900	1000	1.14E-09	1.10E-09	1.03E-09	0	0	0	0	0	0	42	37	0.53	0.47		
1000	1100	1.14E-09	1.10E-09	1.03E-09	0	0	0	0	0	0	43	38	0.53	0.47		
1100	1200	1.14E-09	1.10E-09	1.03E-09	0	0	0	0	0	0	37	38	0.49	0.51		
1200	1300	1.14E-09	1.10E-09	1.03E-09	0	0	0	0	0	0	33	33	0.50	0.50		
1300	1400	7.98E-10	7.68E-10	7.22E-10	0	0	0	0	0	0	34	30	0.53	0.47		
1400	1500	7.98E-10	7.68E-10	7.22E-10	0	0	0	0	0	0	38	29	0.57	0.43		
1500	1600	7.98E-10	7.68E-10	7.22E-10	0	0	0	0	0	0	38	34	0.53	0.47		
1600	1700	9.12E-10	8.77E-10	8.25E-10	0	0	0	0	0	0	38	33	0.53	0.47		
1700	1800	7.98E-10	7.68E-10	7.22E-10	0	0	0	0	0	0	43	38	0.53	0.47		
1800	1900	7.98E-10	7.68E-10	7.22E-10	0	0	0	0	0	0	48	34	0.59	0.41		
1900	2000	7.98E-10	7.68E-10	7.22E-10	0	0	0	0	0	0	39	34	0.53	0.47		
2000	2100	7.98E-10	7.68E-10	7.22E-10	0	0	0	0	0	0	29	25	0.54	0.46		
2100	2200	9.12E-10	8.77E-10	8.25E-10	0	0	0	0	0	0	24	21	0.54	0.46		
2200	2300	6.84E-10	6.58E-10	6.19E-10	0	0	0	0	0	0	24	21	0.54	0.46		
2300	2400	9.12E-10	8.77E-10	8.25E-10	0	0	0	0	0	0	20	16	0.55	0.45		
											Ref Road ID	#29	#28			

Start Hour	End Hour	Hourly Profile Ratio (0800-0900 as Baseline)			Hourly Profile Ratio (0800-0900 as Baseline)			Hourly Profile Ratio (0800-0900 as Baseline)		
		TSP	RSP	FSP	TSP	RSP	FSP	TSP	RSP	FSP
0	100	0.4000	0.4000	0.4000	0	0	0	0	0	0
100	200	1.0000	1.0000	1.0000	0	0	0	0	0	0
200	300	1.0000	1.0000	1.0000	0	0	0	0	0	0
300	400	1.0000	1.0000	1.0000	0	0	0	0	0	0
400	500	1.0000	1.0000	1.0000	0	0	0	0	0	0
500	600	0.2000	0.2000	0.2000	0	0	0	0	0	0
600	700	1.1000	1.1000	1.1000	0	0	0	0	0	0
700	800	1.0000	1.0000	1.0000	0	0	0	0	0	0
800	900	1.0000	1.0000	1.0000	0	0	0	0	0	0
900	1000	1.0000	1.0000	1.0000	0	0	0	0	0	0
1000	1100	1.0000	1.0000	1.0000	0	0	0	0	0	0
1100	1200	1.0000	1.0000	1.0000	0	0	0	0	0	0
1200	1300	1.0000	1.0000	1.0000	0	0	0	0	0	0
1300	1400	0.7000	0.7000	0.7000	0	0	0	0	0	0
1400	1500	0.7000	0.7000	0.7000	0	0	0	0	0	0
1500	1600	0.7000	0.7000	0.7000	0	0	0	0	0	0
1600	1700	0.8000	0.8000	0.8000	0	0	0	0	0	0
1700	1800	0.7000	0.7000	0.7000	0	0	0	0	0	0
1800	1900	0.7000	0.7000	0.7000	0	0	0	0	0	0
1900	2000	0.7000	0.7000	0.7000	0	0	0	0	0	0
2000	2100	0.7000	0.7000	0.7000	0	0	0	0	0	0
2100	2200	0.8000	0.8000	0.8000	0	0	0	0	0	0
2200	2300	0.6000	0.6000	0.6000	0	0	0	0	0	0
2300	2400	0.8000	0.8000	0.8000	0	0	0	0	0	0

Emission Inventory on Public Transport Interchanges (PTI) EMFAC Year **2029**

Design / Base Phase

PTI	Type	Source ID	Vehicle Type	Spread Distance Range (m)	Base Elevation (mAG)	Length of Portal (m)	Average Vehicle Height (m)	Initial Lateral Dimension Coefficient σy (#) (m)	Initial Vertical Dimension Coefficient σz (#)(%) (m)	Release Height (#) (m)	Area (m2)	Baseline Emission Rate (g/s) Res. NOx	NO2	RSP	FSP	Baseline Emission Rate (g/s/m2) Res. NOx	NO2	RSP	FSP	Scenario Operation (With Project)	Scenario Base (Without Project)	Remark
								Length of Portal/4.3	Average Vehicle Height*1.7/2.15	Average Vehicle Height*1.7/2.15 or Length of Portal/2												
Tai Ping Estate PTI	AREA_POLY	**P2AB**	FBDD	0-80	10.80	-	4.40	-	-	3.48	3196.9	3.2931E-02	2.0605E-03	1.0102E-03	9.3270E-04	1.0301E-05	6.4453E-07	3.1599E-07	2.9175E-07	✓	✓	(#)
Tai Ping Estate PTI - Spread Distance	AREA_POLY	**P2WB**	FBDD	80-700	12.00	-	4.40	-	-	3.48	8408.7	4.9986E-03	3.5069E-04	0	0	5.9446E-07	4.1705E-08	0	0	✓	✓	(#)
Ching Ho Estate PTI	AREA_POLY	**P4AB**	FBDD	0-100	11.50	-	4.40	-	-	3.48	1975.7	2.8553E-02	1.8001E-03	8.2708E-04	7.6336E-04	1.4452E-05	9.1113E-07	4.1863E-07	3.8637E-07	✓	✓	(#)
	AREA_POLY	**P4AC**	FBSD	0-100	11.50	-	3.80	-	-	3.00	1975.7	9.6724E-04	9.9747E-05	2.6096E-05	2.4130E-05	4.8957E-07	5.0487E-08	1.3209E-08	1.2213E-08	✓	✓	(#)
	AREA_POLY	**P4AM**	PLB DIESEL	0-100	11.50	-	2.65	-	-	2.10	1975.7	3.7032E-04	1.4397E-04	2.3041E-05	2.1329E-05	1.8744E-07	7.2869E-08	1.1662E-08	1.0796E-08	✓	✓	(#)
	AREA_POLY	**P4AP**	PLB LPG	0-100	11.50	-	2.65	-	-	2.10	1975.7	2.1834E-03	1.1249E-05	7.4757E-07	7.4757E-07	1.1051E-06	5.6937E-09	3.7838E-10	3.7838E-10	✓	✓	(#)
	AREA_POLY	**P4AT**	TAXI LPG	0-100	11.50	-	1.53	-	-	1.21	1975.7	4.0845E-03	1.1435E-04	7.9411E-06	7.9411E-06	2.0674E-06	5.7879E-08	4.0194E-09	4.0194E-09	✓	✓	(#)
	AREA_POLY	**P4AU**	TAXI PETROL	0-100	11.50	-	1.53	-	-	1.21	1975.7	2.5573E-08	1.3352E-09	1.0965E-09	1.0318E-09	1.2944E-11	6.7582E-13	5.5498E-13	5.2226E-13	✓	✓	(#)
Ching Ho Estate PTI - Spread Distance on Ching Hiu Road Westbound	AREA_POLY	**P4WB**	FBDD	100-700	12.00	-	4.40	-	-	3.48	8223.3	3.2057E-03	2.2395E-04	0	0	3.8983E-07	2.7233E-08	0	0	✓	✓	(#)
	AREA_POLY	**P4WC**	FBSD	100-700	12.00	-	3.80	-	-	3.00	8223.3	9.0110E-05	9.7235E-06	0	0	1.0958E-08	1.1824E-09	0	0	✓	✓	(#)
	AREA_POLY	**P4WM**	PLB DIESEL	100-700	12.00	-	2.65	-	-	2.10	8223.3	9.9187E-05	3.8476E-05	0	0	1.2062E-08	4.6789E-09	0	0	✓	✓	(#)
	AREA_POLY	**P4WP**	PLB LPG	100-150	12.00	-	2.65	-	-	2.10	713.7	7.8259E-04	4.0399E-06	0	0	1.0965E-06	5.6605E-09	0	0	✓	✓	(#)
	AREA_POLY	**P4WT**	TAXI LPG	100-150	12.00	-	1.53	-	-	1.21	713.7	4.1379E-03	1.1618E-04	0	0	5.7978E-06	1.6278E-07	0	0	✓	✓	(#)
Ching Ho Estate PTI - Spread Distance on Ching Hiu Road Eastbound	AREA_POLY	**P4EB**	FBDD	100-200	11.00	-	4.40	-	-	3.48	1342.2	1.1220E-02	7.8382E-04	0	0	8.3593E-06	5.8398E-07	0	0	✓	✓	(#)
	AREA_POLY	**P4EC**	FBSD	100-200	11.00	-	3.80	-	-	3.00	1342.2	3.1539E-04	3.4032E-05	0	0	2.3498E-07	2.5356E-08	0	0	✓	✓	(#)
	AREA_POLY	**P4ET**	TAXI LPG	100-150	11.00	-	1.53	-	-	1.21	929.3	4.1379E-03	1.1618E-04	0	0	4.4527E-06	1.2501E-07	0	0	✓	✓	(#)
Proposed PTI	VOLUME	**P6XB**	FBDD	Ingress	14.50	8.00	4.40	1.86	3.72	4.00	-	1.0158E-02	6.3955E-04	2.8866E-04	2.6670E-04	-	-	-	-	✓		(%)
	VOLUME	**P6XM**	PLB DIESEL		14.50	8.00	2.65	1.86	3.72	4.00	-	7.3700E-05	2.8654E-05	4.4077E-06	4.0867E-06	-	-	-	-	✓		(%)
	VOLUME	**P6XP**	PLB LPG		14.50	8.00	2.65	1.86	3.72	4.00	-	3.3585E-04	1.7287E-06	1.8689E-07	1.8689E-07	-	-	-	-	✓		(%)
	VOLUME	**P6XT**	TAXI LPG		14.50	8.00	1.53	1.86	3.72	4.00	-	1.8407E-03	5.1495E-05	4.7647E-06	4.7647E-06	-	-	-	-	✓		(%)
	VOLUME	**P6XU**	TAXI PETROL		14.50	8.00	1.53	1.86	3.72	4.00	-	1.5344E-08	8.0113E-10	6.5789E-10	6.1909E-10	-	-	-	-	✓		(%)
	VOLUME	**P6YB**	FBDD	Egress	14.50	8.00	4.40	1.86	3.72	4.00	-	1.0158E-02	6.3955E-04	2.8866E-04	2.6670E-04	-	-	-	-	✓		(%)
	VOLUME	**P6YM**	PLB DIESEL		14.50	8.00	2.65	1.86	3.72	4.00	-	7.3700E-05	2.8654E-05	4.4077E-06	4.0867E-06	-	-	-	-	✓		(%)
	VOLUME	**P6YP**	PLB LPG		14.50	8.00	2.65	1.86	3.72	4.00	-	3.3585E-04	1.7287E-06	1.8689E-07	1.8689E-07	-	-	-	-	✓		(%)
	VOLUME	**P6YT**	TAXI LPG		14.50	8.00	1.53	1.86	3.72	4.00	-	1.8407E-03	5.1495E-05	4.7647E-06	4.7647E-06	-	-	-	-	✓		(%)
	VOLUME	**P6YU**	TAXI PETROL		14.50	8.00	1.53	1.86	3.72	4.00	-	1.5344E-08	8.0113E-10	6.5789E-10	6.1909E-10	-	-	-	-	✓		(%)
Proposed PTI - Spread Distance	AREA_POLY	**P6AB**	FBDD	50-700	14.50	-	4.40	-	-	3.48	7703.1	2.2526E-03	1.5737E-04	0	0	2.9243E-07	2.0429E-08	0	0	✓		(#)
	AREA_POLY	**P6AM**	PLB DIESEL	50-700	14.50	-	2.65	-	-	2.10	7703.1	5.3727E-05	2.0841E-05	0	0	6.9747E-09	2.7055E-09	0	0	✓		(#)
	AREA_POLY	**P6AP**	PLB LPG	50-150	14.50	-	2.65	-	-	2.10	1014.3	7.8259E-04	4.0399E-06	0	0	7.7156E-07	3.9829E-09	0	0	✓		(#)
	AREA_POLY	**P6AT**	TAXI LPG	50-150	14.50	-	1.53	-	-	1.21	1014.3	2.1073E-03	5.9165E-05	0	0	2.0776E-06	5.8331E-08	0	0	✓		(#)

Note: = Used in Model
(&) Emission Profile and Traffic Profile is the same on "With Project" and "Without Project" Scenario.
(#) For Opened-Area PTI and Spread Distances, reference from Appendix J.3.3 of "Transportation Conformity Guidance for Quantitative Hot-spot Analyses in PM2.5 and PM10 Nonattainment and Maintenance Areas" (2013) from USEPA
(%) For Covered-Area PTI, reference made from Table 3-2 in the USEPA's "User's Guide for the AMS/EPA Regulatory Model (AERMOD)", with dividing length of portal by 2.15.
(*) For simipification, sources with emission rate = 0 are removed in the model to enhance running efficiency.

Frequency Breakdown

*Frequency data extracted from KMB APP1933 as at 7-Apr-2021.

		Tai Ping Estate PTI (P2)				
Start Hour	**End Hour**	**Number of Terminating Buses**	**Number of Bypass Buses**	**Total Number of Buses**	**Ratio of Treminating Buses**	**Ratio of Bypass Buses**
0:00	1:00	3	12	**15**	0.20	0.80
1:00	2:00	0	0	**0**	0.00	0.00
2:00	3:00	0	0	**0**	0.00	0.00
3:00	4:00	0	0	**0**	0.00	0.00
4:00	5:00	0	0	**0**	0.00	0.00
5:00	6:00	2	9	**13**	0.18	0.82
6:00	7:00	6	30	**42**	0.17	0.83
7:00	8:00	14	34	**62**	0.29	0.71
8:00	9:00	12	32	**56**	0.27	0.73
9:00	10:00	12	31	**55**	0.28	0.72
10:00	11:00	12	29	**53**	0.29	0.71
11:00	12:00	12	19	**43**	0.39	0.61
12:00	13:00	12	19	**43**	0.39	0.61
13:00	14:00	12	19	**43**	0.39	0.61
14:00	15:00	12	19	**43**	0.39	0.61
15:00	16:00	12	27	**51**	0.31	0.69
16:00	17:00	12	28	**52**	0.30	0.70
17:00	18:00	12	28	**52**	0.30	0.70
18:00	19:00	12	28	**52**	0.30	0.70
19:00	20:00	12	27	**51**	0.31	0.69
20:00	21:00	12	27	**51**	0.31	0.69
21:00	22:00	12	25	**49**	0.32	0.68
22:00	23:00	12	25	**49**	0.32	0.68
23:00	0:00	5	14	**24**	0.26	0.74

		Ching Ho Estate PTI (P4)								
Start Hour	**End Hour**	**Number of Terminating Buses**	**Number of Bypass Buses**	**Total Number of Buses**	**Ratio of Treminating Buses**	**Ratio of Bypass Buses**	**Number of Buses to Ching Hiu Road Westbound**	**Number of Buses to Ching Hiu Road Eastbound**	**Ratio of Buses to Ching Hiu Road Westbound**	**Ratio of Buses to Ching Hiu Road Eastbound**
0:00	1:00	5	1	**6**	0.83	0.17	*2*	*3*	0.40	0.60
1:00	2:00	0	2	**2**	0.00	1.00	*0*	*0*	0.00	0.00
2:00	3:00	0	2	**2**	0.00	1.00	*0*	*0*	0.00	0.00
3:00	4:00	0	0	**0**	0.00	0.00	*0*	*0*	0.00	0.00
4:00	5:00	0	0	**0**	0.00	0.00	*0*	*0*	0.00	0.00
5:00	6:00	8	0	**8**	1.00	0.00	*2*	*6*	0.25	0.75
6:00	7:00	18	8	**26**	0.69	0.31	*4*	*14*	0.22	0.78
7:00	8:00	19	17	**36**	0.53	0.47	*4*	*15*	0.21	0.79
8:00	9:00	18	6	**24**	0.75	0.25	*4*	*14*	0.22	0.78
9:00	10:00	18	7	**25**	0.72	0.28	*4*	*14*	0.22	0.78
10:00	11:00	18	6	**24**	0.75	0.25	*4*	*14*	0.22	0.78
11:00	12:00	18	6	**24**	0.75	0.25	*4*	*14*	0.22	0.78
12:00	13:00	18	6	**24**	0.75	0.25	*4*	*14*	0.22	0.78
13:00	14:00	18	6	**24**	0.75	0.25	*4*	*14*	0.22	0.78
14:00	15:00	18	6	**24**	0.75	0.25	*4*	*14*	0.22	0.78
15:00	16:00	18	9	**27**	0.67	0.33	*4*	*14*	0.22	0.78
16:00	17:00	18	8	**26**	0.69	0.31	*4*	*14*	0.22	0.78
17:00	18:00	19	9	**28**	0.68	0.32	*4*	*15*	0.21	0.79
18:00	19:00	19	5	**24**	0.79	0.21	*4*	*15*	0.21	0.79
19:00	20:00	18	7	**25**	0.72	0.28	*4*	*14*	0.22	0.78
20:00	21:00	18	7	**25**	0.72	0.28	*4*	*14*	0.22	0.78
21:00	22:00	18	7	**25**	0.72	0.28	*4*	*14*	0.22	0.78
22:00	23:00	18	6	**24**	0.75	0.25	*4*	*14*	0.22	0.78
23:00	0:00	16	4	**20**	0.80	0.20	*4*	*12*	0.25	0.75

Scenario Year: 2029

NOx Running Emissions (g/km) at different speeds Extracted from EMFAC **TEMP (°C)** 7 **RH (%)** 25

Vehicle Type (kph)	PC	TAXI	LGV3	LGV4	LGV6	HGV7	HGV8	PLB	PV4	PV5	NFB6	NFB7	NFB8	FBSD	FBDD	MC	HGV9	NFB9
10	0.0398	1.0265	1.9102	1.8972	1.9558	3.1954	5.5229	1.3602	1.5188	1.2952	2.0493	2.913	6.7168	4.8557	11.6644	0.3256	6.449	4.3082

NO2 Running Emissions (g/km) at different speeds Extracted from EMFAC

Vehicle Type (kph)	PC	TAXI	LGV3	LGV4	LGV6	HGV7	HGV8	PLB	PV4	PV5	NFB6	NFB7	NFB8	FBSD	FBDD	MC	HGV9	NFB9
10	0.0021	0.0279	0.1558	0.1428	0.5476	0.9829	1.2745	0.238	0.2974	0.3305	0.5738	0.9613	1.3601	0.4525	0.6853	0.0163	1.3319	1.4217

Residual NOx Running Emissions (g/km) at different speeds Extracted from EMFAC

Vehicle Type (kph)	PC	TAXI	LGV3	LGV4	LGV6	HGV7	HGV8	PLB	PV4	PV5	NFB6	NFB7	NFB8	FBSD	FBDD	MC	HGV9	NFB9
10	0.0377	0.9986	1.7544	1.7544	1.4082	2.2125	4.2484	1.1222	1.2214	0.9647	1.4755	1.9517	5.3567	4.4032	10.9791	0.3093	5.1171	2.8865

RSP Running Emissions (g/km) at different speeds Extracted from EMFAC

Vehicle Type (kph)	PC	TAXI	LGV3	LGV4	LGV6	HGV7	HGV8	PLB	PV4	PV5	NFB6	NFB7	NFB8	FBSD	FBDD	MC	HGV9	NFB9
10	0.0096	0	0.0202	0.02	0.0522	0.0962	0.1929	0.0487	0.0142	0.0518	0.0818	0.0571	0.2067	0.1478	0.3869	0.0118	0.2359	0.0961

FSP Running Emissions (g/km) at different speeds Extracted from EMFAC

Vehicle Type (kph)	PC	TAXI	LGV3	LGV4	LGV6	HGV7	HGV8	PLB	PV4	PV5	NFB6	NFB7	NFB8	FBSD	FBDD	MC	HGV9	NFB9
10	0.0089	0	0.0186	0.0184	0.048	0.0885	0.1774	0.0448	0.0131	0.0477	0.0753	0.0526	0.1902	0.136	0.3559	0.0102	0.2171	0.0884

NOx Start Emissions (g/trips) Extracted from EMFAC

Vehicle Type (minute)	PC	TAXI	LGV3	LGV4	LGV6	HGV7	HGV8	PLB	PV4	PV5	NFB6	NFB7	NFB8	FBSD	FBDD	MC	HGV9	NFB9
5	0.0559	1.0338	0.0047	0.0011	0.0533	0.0948	0.173	0.521	0.0225	0.1922	0.0551	0.1081	0.193	0.2789	0.7415	0.0681	0.1884	0.1244
10	0.0569	1.0509	0.0055	0.0012	0.0959	0.1707	0.3115	0.797	0.0274	0.3032	0.0991	0.1946	0.3475	0.502	1.3346	0.0798	0.3391	0.2239
20	0.059	1.0843	0.0069	0.0013	0.1279	0.2276	0.4153	1.2487	0.036	0.4604	0.1322	0.2595	0.4633	0.6694	1.7795	0.1006	0.4521	0.2985
30	0.0609	1.1166	0.0081	0.0014	0.1812	0.3224	0.5884	1.6378	0.0431	0.6124	0.1872	0.3677	0.6563	0.9483	2.5209	0.118	0.6405	0.4229
40	0.0627	1.1479	0.009	0.0015	0.2239	0.3983	0.7268	1.9396	0.0487	0.7311	0.2313	0.4542	0.8108	1.1714	3.1141	0.132	0.7912	0.5224
50	0.0644	1.1781	0.0097	0.0016	0.2985	0.531	0.9691	2.187	0.0527	0.854	0.3084	0.6055	1.081	1.5618	4.1521	0.1426	1.0549	0.6965
60	0.0661	1.2072	0.0102	0.0016	0.437	0.7775	1.419	2.4048	0.0552	1.0092	0.4516	0.8867	1.5829	2.287	6.0799	0.1497	1.5447	1.0199
120	0.0734	1.3436	0.0108	0.0017	0.5436	0.9672	1.7651	2.5428	0.0571	1.1197	0.5617	1.103	1.969	2.8448	7.5628	0.1529	1.9215	1.2686
180	0.0809	1.4804	0.011	0.0019	0.7995	1.4223	2.5957	2.7325	0.0629	1.3419	0.8261	1.622	2.8956	4.1835	11.1218	0.1518	2.8257	1.8656
240	0.0802	1.4682	0.0108	0.0019	1.0447	1.8585	3.3918	2.9098	0.0625	1.5536	1.0794	2.1194	3.7835	5.4664	14.5324	0.1485	3.6923	2.4377
300	0.0791	1.4477	0.0106	0.0019	1.1726	2.0861	3.8071	2.9925	0.0619	1.6611	1.2115	2.3789	4.2468	6.1358	16.3119	0.1444	4.1444	2.7362
360	0.0775	1.4187	0.0103	0.0018	1.3858	2.4654	4.4993	3.1369	0.0611	1.8422	1.4318	2.8115	5.019	7.2514	19.2777	0.1394	4.8979	3.2337
420	0.0755	1.3814	0.0099	0.0018	1.5243	2.7119	4.9492	3.2196	0.0601	1.9565	1.575	3.0926	5.5209	7.9765	21.2055	0.1335	5.3877	3.5571
480	0.073	1.3357	0.0095	0.0017	1.599	2.8447	5.1915	3.2488	0.059	2.0134	1.6521	3.244	5.7911	8.367	22.2435	0.1269	5.6515	3.7312
540	0.0701	1.2817	0.0091	0.0017	1.6416	2.9205	5.3299	3.2492	0.0576	2.041	1.6962	3.3305	5.9455	8.5901	22.8367	0.1194	5.8022	3.8307
600	0.0667	1.2192	0.0086	0.0016	1.6842	2.9964	5.4684	3.2455	0.056	2.0674	1.7402	3.417	6.1	8.8132	23.4299	0.111	5.9529	3.9302
660	0.0629	1.1483	0.008	0.0015	1.7056	3.0343	5.5376	3.2212	0.0543	2.0737	1.7622	3.4603	6.1772	8.9248	23.7264	0.1018	6.0282	3.98
720	0.0586	1.0691	0.0074	0.0014	1.7056	3.0343	5.5376	3.1764	0.0523	2.0601	1.7622	3.4603	6.1772	8.9248	23.7264	0.0918	6.0282	3.98
MAX	**0.0809**	**1.4804**	**0.0110**	**0.0019**	**1.7056**	**3.0343**	**5.5376**	**3.2492**	**0.0629**	**2.0737**	**1.7622**	**3.4603**	**6.1772**	**8.9248**	**23.7264**	**0.1529**	**6.0282**	**3.9800**

NO2 Start Emissions (g/trips) Extracted from EMFAC

Vehicle Type (minute)	PC	TAXI	LGV3	LGV4	LGV6	HGV7	HGV8	PLB	PV4	PV5	NFB6	NFB7	NFB8	FBSD	FBDD	MC	HGV9	NFB9
5	0.0028	0.0282	0.0002	0.0001	0.0149	0.0296	0.0316	0.014	0.0011	0.0139	0.0154	0.0357	0.0355	0.027	0.0481	0.0034	0.0286	0.041
10	0.0028	0.0287	0.0003	0.0001	0.0269	0.0533	0.0569	0.0244	0.0014	0.0247	0.0278	0.0642	0.0638	0.0486	0.0865	0.004	0.0515	0.0739
20	0.0029	0.0296	0.0003	0.0001	0.0358	0.0711	0.0759	0.0335	0.0018	0.0333	0.037	0.0856	0.0851	0.0648	0.1154	0.005	0.0687	0.0985
30	0.003	0.0304	0.0004	0.0001	0.0507	0.1007	0.1075	0.0468	0.0022	0.0469	0.0524	0.1213	0.1206	0.0919	0.1634	0.0059	0.0973	0.1395
40	0.0031	0.0313	0.0005	0.0001	0.0627	0.1244	0.1327	0.0574	0.0024	0.0578	0.0648	0.1499	0.149	0.1135	0.2019	0.0066	0.1202	0.1724
50	0.0032	0.0321	0.0005	0.0001	0.0836	0.1658	0.177	0.0745	0.0026	0.0765	0.0863	0.1998	0.1986	0.1513	0.2692	0.0071	0.1603	0.2298
60	0.0033	0.0329	0.0005	0.0001	0.1224	0.2428	0.2592	0.1051	0.0028	0.1107	0.1264	0.2926	0.2909	0.2216	0.3942	0.0075	0.2347	0.3366
120	0.0037	0.0366	0.0005	0.0001	0.1522	0.302	0.3224	0.1284	0.0029	0.137	0.1573	0.364	0.3618	0.2756	0.4903	0.0076	0.2919	0.4186
180	0.004	0.0404	0.0006	0.0001	0.2239	0.4441	0.4741	0.1836	0.0031	0.1999	0.2313	0.5353	0.5321	0.4053	0.7211	0.0076	0.4293	0.6157
240	0.004	0.04	0.0005	0.0001	0.2925	0.5803	0.6194	0.2366	0.0031	0.2601	0.3022	0.6994	0.6952	0.5296	0.9422	0.0074	0.5609	0.8045
300	0.004	0.0395	0.0005	0.0001	0.3283	0.6514	0.6953	0.2641	0.0031	0.2916	0.3392	0.785	0.7803	0.5944	1.0576	0.0072	0.6296	0.903
360	0.0039	0.0387	0.0005	0.0001	0.388	0.7698	0.8217	0.3101	0.0031	0.3439	0.4009	0.9278	0.9222	0.7025	1.2499	0.007	0.7441	1.0671
420	0.0038	0.0377	0.0005	0.0001	0.4268	0.8468	0.9039	0.34	0.003	0.378	0.441	1.0206	1.0144	0.7727	1.3749	0.0067	0.8185	1.1739
480	0.0037	0.0364	0.0005	0.0001	0.4477	0.8883	0.9481	0.3559	0.0029	0.3963	0.4626	1.0705	1.0641	0.8106	1.4422	0.0063	0.8585	1.2313
540	0.0035	0.0349	0.0005	0.0001	0.4596	0.9119	0.9734	0.365	0.0029	0.4067	0.4749	1.0991	1.0925	0.8322	1.4806	0.006	0.8814	1.2641
600	0.0033	0.0332	0.0004	0.0001	0.4716	0.9356	0.9987	0.374	0.0028	0.4171	0.4873	1.1276	1.1209	0.8538	1.5191	0.0056	0.9043	1.297
660	0.0031	0.0313	0.0004	0.0001	0.4776	0.9475	1.0113	0.3784	0.0027	0.4223	0.4934	1.1419	1.135	0.8646	1.5383	0.0051	0.9158	1.3134
720	0.0029	0.0292	0.0004	0.0001	0.4776	0.9475	1.0113	0.3782	0.0026	0.4222	0.4934	1.1419	1.135	0.8646	1.5383	0.0046	0.9158	1.3134
MAX	**0.0040**	**0.0404**	**0.0006**	**0.0001**	**0.4776**	**0.9475**	**1.0113**	**0.3784**	**0.0031**	**0.4223**	**0.4934**	**1.1419**	**1.1350**	**0.8646**	**1.5383**	**0.0076**	**0.9158**	**1.3134**

Residual NOx Start Emissions (g/trips) Extracted from EMFAC

Vehicle Type (minute)	PC	TAXI	LGV3	LGV4	LGV6	HGV7	HGV8	PLB	PV4	PV5	NFB6	NFB7	NFB8	FBSD	FBDD	MC	HGV9	NFB9
5	0.0531	1.0056	0.0045	0.001	0.0384	0.0652	0.1414	0.507	0.0214	0.1783	0.0397	0.0724	0.1575	0.2519	0.6934	0.0647	0.1598	0.0834
10	0.0541	1.0222	0.0052	0.0011	0.069	0.1174	0.2546	0.7726	0.026	0.2785	0.0713	0.1304	0.2837	0.4534	1.2481	0.0758	0.2876	0.15
20	0.0561	1.0547	0.0066	0.0012	0.0921	0.1565	0.3394	1.2152	0.0342	0.4271	0.0952	0.1739	0.3782	0.6046	1.6641	0.0956	0.3834	0.2
30	0.0579	1.0862	0.0077	0.0013	0.1305	0.2217	0.4809	1.591	0.0409	0.5655	0.1348	0.2464	0.5357	0.8564	2.3575	0.1121	0.5432	0.2834
40	0.0596	1.1166	0.0085	0.0014	0.1612	0.2739	0.5941	1.8822	0.0463	0.6733	0.1665	0.3043	0.6618	1.0579	2.9122	0.1254	0.671	0.35
50	0.0612	1.146	0.0092	0.0015	0.2149	0.3652	0.7921	2.1125	0.0501	0.7775	0.2221	0.4057	0.8824	1.4105	3.8829	0.1355	0.8946	0.4667
60	0.0628	1.1743	0.0097	0.0015	0.3146	0.5347	1.1598	2.2997	0.0524	0.8985	0.3252	0.5941	1.292	2.0654	5.6857	0.1422	1.31	0.6833
120	0.0697	1.307	0.0103	0.0016	0.3914	0.6652	1.4427	2.4144	0.0542	0.9827	0.4044	0.739	1.6072	2.5692	7.0725	0.1453	1.6296	0.85
180	0.0769	1.44	0.0104	0.0018	0.5756	0.9782	2.1216	2.5489	0.0598	1.142	0.5948	1.0867	2.3635	3.7782	10.4007	0.1442	2.3964	1.2499
240	0.0762	1.4282	0.0103	0.0018	0.7522	1.2782	2.7724	2.6732	0.0594	1.2935	0.7772	1.42	3.0883	4.9368	13.5902	0.1411	3.1314	1.6332
300	0.0751	1.4082	0.0101	0.0018	0.8443	1.4347	3.1118	2.7284	0.0588	1.3695	0.8723	1.5939	3.4665	5.5414	15.2543	0.1372	3.5148	1.8332
360	0.0736	1.38	0.0098	0.0017	0.9978	1.6956	3.6776	2.8268	0.058	1.4983	1.0309	1.8837	4.0968	6.5489	18.0278	0.1324	4.1538	2.1666
420	0.0717	1.3437	0.0094	0.0017	1.0975	1.8651	4.0453	2.8796	0.0571	1.5785	1.134	2.072	4.5065	7.2038	19.8306	0.1268	4.5692	2.3832
480	0.0693	1.2993	0.009	0.0016	1.1513	1.9564	4.2434	2.8929	0.0561	1.6171	1.1895	2.1735	4.727	7.5564	20.8013	0.1206	4.793	2.4999
540	0.0666	1.2468	0.0086	0.0016	1.182	2.0086	4.3565	2.8842	0.0547	1.6343	1.2213	2.2314	4.853	7.7579	21.3561	0.1134	4.9208	2.5666
600	0.0634	1.186	0.0082	0.0015	1.2126	2.0608	4.4697	2.8715	0.0532	1.6503	1.2529	2.2894	4.9791	7.9594	21.9108	0.1054	5.0486	2.6332
660	0.0598	1.117	0.0076	0.0014	1.228	2.0868	4.5263	2.8428	0.0516	1.6514	1.2688	2.3184	5.0422	8.0602	22.1881	0.0967	5.1124	2.6666
720	0.0557	1.0399	0.007	0.0013	1.228	2.0868	4.5263	2.7982	0.0497	1.6379	1.2688	2.3184	5.0422	8.0602	22.1881	0.0872	5.1124	2.6666
MAX	**0.0769**	**1.4400**	**0.0104**	**0.0018**	**1.2280**	**2.0868**	**4.5263**	**2.8929**	**0.0598**	**1.6514**	**1.2688**	**2.3184**	**5.0422**	**8.0602**	**22.1881**	**0.1453**	**5.1124**	**2.6666**

RSP Start Emissions (g/trips) Extracted from EMFAC

Vehicle Type (minute)	PC	TAXI	LGV3	LGV4	LGV6	HGV7	HGV8	PLB	PV4	PV5	NFB6	NFB7	NFB8	FBSD	FBDD	MC	HGV9	NFB9
5	0.0004	0	0.0001	0	0	0	0	0	0.0001	0	0	0	0	0	0	0.0025	0	0
10	0.0008	0	0.0001	0	0	0	0	0	0.0003	0	0	0	0	0	0	0.0027	0	0
20	0.0015	0	0.0001	0	0	0	0	0	0.0005	0	0	0	0	0	0	0.0031	0	0
30	0.0022	0	0.0001	0	0	0	0	0	0.0007	0	0	0	0	0	0	0.0035	0	0
40	0.0029	0	0.0001	0	0	0	0	0	0.0009	0	0	0	0	0	0	0.0039	0	0
50	0.0036	0	0.0001	0	0	0	0	0	0.0011	0	0	0	0	0	0	0.0043	0	0
60	0.0042	0	0.0001	0	0	0	0	0	0.0013	0	0	0	0	0	0	0.0046	0	0
120	0.007	0	0.0002	0.0001	0	0	0	0	0.002	0	0	0	0	0	0	0.007	0	0
180	0.0078	0	0.0003	0.0001	0	0	0	0	0.0022	0	0	0	0	0	0	0.008	0	0
240	0.0085	0	0.0003	0.0001	0	0	0	0	0.0024	0	0	0	0	0	0	0.0088	0	0
300	0.0092	0	0.0003	0.0001	0	0	0	0	0.0026	0	0	0	0	0	0	0.0096	0	0
360	0.0098	0	0.0003	0.0001	0	0	0	0	0.0027	0	0	0	0	0	0	0.0103	0	0
420	0.0102	0	0.0004	0.0001	0	0	0	0	0.0028	0	0	0	0	0	0	0.0109	0	0
480	0.0106	0	0.0004	0.0001	0	0	0	0	0.0029	0	0	0	0	0	0	0.0115	0	0
540	0.0109	0	0.0004	0.0001	0	0	0	0	0.003	0	0	0	0	0	0	0.012	0	0
600	0.0111	0	0.0004	0.0001	0	0	0	0	0.003	0	0	0	0	0	0	0.0124	0	0
660	0.0111	0	0.0004	0.0001	0	0	0	0	0.0031	0	0	0	0	0	0	0.0127	0	0
720	0.0111	0	0.0004	0.0001	0	0	0	0	0.0031	0	0	0	0	0	0	0.0129	0	0
MAX	**0.0111**	**0.0000**	**0.0004**	**0.0001**	**0.0000**	**0.0000**	**0.0000**	**0.0000**	**0.0031**	**0.0000**	**0.0000**	**0.0000**	**0.0000**	**0.0000**	**0.0000**	**0.0129**	**0.0000**	**0.0000**

FSP Start Emissions (g/trips) Extracted from EMFAC

Vehicle Type (minute)	PC	TAXI	LGV3	LGV4	LGV6	HGV7	HGV8	PLB	PV4	PV5	NFB6	NFB7	NFB8	FBSD	FBDD	MC	HGV9	NFB9
5	0.0004	0	0.0001	0	0	0	0	0	0.0001	0	0	0	0	0	0	0.002	0	0
10	0.0007	0	0.0001	0	0	0	0	0	0.0002	0	0	0	0	0	0	0.0022	0	0
20	0.0014	0	0.0001	0	0	0	0	0	0.0005	0	0	0	0	0	0	0.0026	0	0
30	0.0021	0	0.0001	0	0	0	0	0	0.0007	0	0	0	0	0	0	0.003	0	0
40	0.0027	0	0.0001	0	0	0	0	0	0.0009	0	0	0	0	0	0	0.0034	0	0
50	0.0033	0	0.0001	0	0	0	0	0	0.0011	0	0	0	0	0	0	0.0038	0	0
60	0.0039	0	0.0001	0	0	0	0	0	0.0012	0	0	0	0	0	0	0.0042	0	0
120	0.0065	0	0.0002	0.0001	0	0	0	0	0.0019	0	0	0	0	0	0	0.0063	0	0
180	0.0072	0	0.0002	0.0001	0	0	0	0	0.0021	0	0	0	0	0	0	0.007	0	0
240	0.0079	0	0.0002	0.0001	0	0	0	0	0.0022	0	0	0	0	0	0	0.0077	0	0
300	0.0085	0	0.0003	0.0001	0	0	0	0	0.0024	0	0	0	0	0	0	0.0083	0	0
360	0.0091	0	0.0003	0.0001	0	0	0	0	0.0025	0	0	0	0	0	0	0.0089	0	0
420	0.0095	0	0.0003	0.0001	0	0	0	0	0.0026	0	0	0	0	0	0	0.0094	0	0
480	0.0098	0	0.0003	0.0001	0	0	0	0	0.0027	0	0	0	0	0	0	0.0098	0	0
540	0.0101	0	0.0003	0.0001	0	0	0	0	0.0028	0	0	0	0	0	0	0.0102	0	0
600	0.0103	0	0.0004	0.0001	0	0	0	0	0.0028	0	0	0	0	0	0	0.0106	0	0
660	0.0103	0	0.0004	0.0001	0	0	0	0	0.0029	0	0	0	0	0	0	0.0109	0	0
720	0.0103	0	0.0004	0.0001	0	0	0	0	0.0029	0	0	0	0	0	0	0.0111	0	0
MAX	**0.0103**	**0.0000**	**0.0004**	**0.0001**	**0.0000**	**0.0000**	**0.0000**	**0.0000**	**0.0029**	**0.0000**	**0.0000**	**0.0000**	**0.0000**	**0.0000**	**0.0000**	**0.0111**	**0.0000**	**0.0000**

Population Extracted from EMFAC Model

	Petrol	Diesel	LPG	LPG %	Petrol %	
PC	691431	11447	0			
TAXI	1.77523	0	18302.2	99.99%	0.01%	**TAXI**

LGV3	20.3654	579.668	0			
LGV4	1452.81	55996.1	0			
LGV6	0	20629.3	0			
HGV7	0	13273.6	0			
HGV8	0	26094	0	**Diesel %**	**LPG %**	**PLB**
PLB	0	3141.81	1181.2	72.68%	27.32%	
PV4	83.9205	429.08	0			
PV5	4.09574	3515.35	485.555			
NFB6	0	2547	0			
NFB7	0	1767	0			
NFB8	0	3879	0			
FBSD	0	275	0			
FBDD	0	5843	0			
MC	71269.7	0	0			
HGV9	0	6816.92	0			
NFB9	0	2	0			
	0	0	0			
	0	0	0			
	0	0	0			

Extracted Running Emissions (g/km) on PLB

Speed	NOX		NO2		Res NOX (NOX-NO2		RSP/PM10		FSP/PM2.5	
	PLB DSL	PLB LPG	PLB DSL	PLB LPG	PLB DSL	PLB LPG	PLB DSL	PLB LPG	PLB DSL	PLB LPG
10	1.1566	1.9019	0.3238	0.0097	0.8328	1.8922	0.0670	0.0000	0.0617	0.0000
	Extract from EMFAC		Extract from EMFAC		Calculatons		Extract from EMFAC		Extract from EMFAC	

Extracted Start Emissions (g/trips) on PLB

min	NOX		NO2		Res NOX (NOX-NO2		RSP/PM10		FSP/PM2.5	
	PLB DSL	PLB LPG	PLB DSL	PLB LPG	PLB DSL	PLB LPG	PLB DSL	PLB LPG	PLB DSL	PLB LPG
5	0.0566	1.7558	0.0159	0.0090	0.0407	1.7468	0.0000	0.0000	0.0000	0.0000
10	0.1019	2.6456	0.0285	0.0136	0.0734	2.6320	0.0000	0.0000	0.0000	0.0000
20	0.1359	4.2081	0.0380	0.0216	0.0979	4.1865	0.0000	0.0000	0.0000	0.0000
30	0.1925	5.4814	0.0539	0.0281	0.1386	5.4533	0.0000	0.0000	0.0000	0.0000
40	0.2378	6.4653	0.0666	0.0331	0.1712	6.4322	0.0000	0.0000	0.0000	0.0000
50	0.3171	7.1600	0.0888	0.0367	0.2283	7.1233	0.0000	0.0000	0.0000	0.0000
60	0.4643	7.5653	0.1300	0.0388	0.3343	7.5265	0.0000	0.0000	0.0000	0.0000
120	0.5775	7.7691	0.1617	0.0398	0.4158	7.7293	0.0000	0.0000	0.0000	0.0000
180	0.8492	7.7405	0.2378	0.0397	0.6114	7.7008	0.0000	0.0000	0.0000	0.0000
240	1.1097	7.6969	0.3107	0.0394	0.7990	7.6575	0.0000	0.0000	0.0000	0.0000
300	1.2456	7.6382	0.3488	0.0391	0.8968	7.5991	0.0000	0.0000	0.0000	0.0000
360	1.4720	7.5645	0.4122	0.0388	1.0598	7.5257	0.0000	0.0000	0.0000	0.0000
420	1.6192	7.4756	0.4534	0.0383	1.1658	7.4373	0.0000	0.0000	0.0000	0.0000
480	1.6985	7.3717	0.4756	0.0378	1.2229	7.3339	0.0000	0.0000	0.0000	0.0000
540	1.7438	7.2528	0.4883	0.0372	1.2555	7.2156	0.0000	0.0000	0.0000	0.0000
600	1.7891	7.1187	0.5009	0.0365	1.2882	7.0822	0.0000	0.0000	0.0000	0.0000
660	1.8117	6.9696	0.5073	0.0357	1.3044	6.9339	0.0000	0.0000	0.0000	0.0000
720	1.8117	6.8054	0.5073	0.0349	1.3044	6.7705	0.0000	0.0000	0.0000	0.0000
MAX	1.8117	7.7691	0.5073	0.0398	1.3044	7.7293	0.0000	0.0000	0.0000	0.0000
	Extract from EMFAC		Extract from EMFAC		Calculatons		Extract from EMFAC		Extract from EMFAC	

Extracted Running Emissions (g/km) on TAXI

Speed	NOX				NO2				Res NOX (NOX-NO2)			RSP/PM10				FSP/PM2.5		
	TAXI CAT	TAXI NCAT	TAXI DSL	TAXI LPG	TAXI CAT	TAXI NCAT	TAXI DSL	TAXI LPG	TAXI CAT	TAXI NCAT	TAXI LPG	TAXI CAT	TAXI NCAT	TAXI DSL	TAXI LPG	TAXI CAT	TAXI NCAT	TAXI DSL
10	0.0609	0	0	1.0266	0.0030	0	0	0.0279	0.0579	0	0.9987	0.0096	0	0	0.0000	0.0089	0	0
	Extract from EMFAC				Extract from EMFAC				Calculatons			Extract from EMFAC				Extract from EMFAC		

Extracted Start Emissions (g/trips) on TAXI

min	NOX				NO2				Res NOX (NOX-NO2)			RSP/PM10				FSP/PM2.5		
	TAXI CAT	TAXI NCAT	TAXI DSL	TAXI LPG	TAXI CAT	TAXI NCAT	TAXI DSL	TAXI LPG	TAXI CAT	TAXI NCAT	TAXI LPG	TAXI CAT	TAXI NCAT	TAXI DSL	TAXI LPG	TAXI CAT	TAXI NCAT	TAXI DSL
5	0.0787	0.0000	0	1.0339	0.0039	0.0000	0	0.0282	0.0748	0	1.0057	0.0004	0.0000	0	0.0000	0.0004	0.0000	0
10	0.0800	0.0000	0	1.0510	0.0040	0.0000	0	0.0287	0.0760	0	1.0223	0.0008	0.0000	0	0.0000	0.0007	0.0000	0
20	0.0825	0.0000	0	1.0844	0.0041	0.0000	0	0.0296	0.0784	0	1.0548	0.0015	0.0000	0	0.0000	0.0014	0.0000	0
30	0.0850	0.0000	0	1.1167	0.0042	0.0000	0	0.0305	0.0808	0	1.0862	0.0023	0.0000	0	0.0000	0.0021	0.0000	0
40	0.0873	0.0000	0	1.1480	0.0044	0.0000	0	0.0313	0.0829	0	1.1167	0.0030	0.0000	0	0.0000	0.0027	0.0000	0
50	0.0896	0.0000	0	1.1782	0.0045	0.0000	0	0.0321	0.0851	0	1.1461	0.0036	0.0000	0	0.0000	0.0034	0.0000	0
60	0.0918	0.0000	0	1.2073	0.0046	0.0000	0	0.0329	0.0872	0	1.1744	0.0042	0.0000	0	0.0000	0.0039	0.0000	0
120	0.1022	0.0000	0	1.3437	0.0051	0.0000	0	0.0366	0.0971	0	1.3071	0.0070	0.0000	0	0.0000	0.0065	0.0000	0
180	0.1126	0.0000	0	1.4805	0.0056	0.0000	0	0.0404	0.1070	0	1.4401	0.0079	0.0000	0	0.0000	0.0073	0.0000	0
240	0.1117	0.0000	0	1.4684	0.0056	0.0000	0	0.0400	0.1061	0	1.4284	0.0087	0.0000	0	0.0000	0.0080	0.0000	0
300	0.1101	0.0000	0	1.4478	0.0055	0.0000	0	0.0395	0.1046	0	1.4083	0.0093	0.0000	0	0.0000	0.0087	0.0000	0
360	0.1079	0.0000	0	1.4189	0.0054	0.0000	0	0.0387	0.1025	0	1.3802	0.0099	0.0000	0	0.0000	0.0092	0.0000	0
420	0.1051	0.0000	0	1.3816	0.0053	0.0000	0	0.0377	0.0998	0	1.3439	0.0104	0.0000	0	0.0000	0.0096	0.0000	0
480	0.1016	0.0000	0	1.3359	0.0051	0.0000	0	0.0364	0.0965	0	1.2995	0.0107	0.0000	0	0.0000	0.0100	0.0000	0
540	0.0975	0.0000	0	1.2818	0.0049	0.0000	0	0.0350	0.0926	0	1.2468	0.0110	0.0000	0	0.0000	0.0102	0.0000	0
600	0.0928	0.0000	0	1.2193	0.0046	0.0000	0	0.0332	0.0882	0	1.1861	0.0112	0.0000	0	0.0000	0.0104	0.0000	0
660	0.0874	0.0000	0	1.1484	0.0044	0.0000	0	0.0313	0.0830	0	1.1171	0.0113	0.0000	0	0.0000	0.0105	0.0000	0
720	0.0813	0.0000	0	1.0692	0.0041	0.0000	0	0.0292	0.0772	0	1.0400	0.0113	0.0000	0	0.0000	0.0105	0.0000	0
MAX	0.1126			1.4805	0.0056			0.0404	0.1070		1.4401	0.0113			0.0000	0.0105		
	Extract from EMFAC				Extract from EMFAC				Calculatons			Extract from EMFAC				Extract from EMFAC		

Iding Emission Factor

FBDD	Population	Emission Factor				Mass Factor [10]	Air-Con Factor [11]	Average Emission Factor (g/min)							
		Cold Idling		Hot Idling (PIARC: HGV)				Cold Idling				Hot Idling			
Euro Emis. Std.	%	NOx (g/s) [2]	PM (g/hr) [3]	NOx (g/hr) [5]	PM (g/hr) [5]			NOx	Residual Nox	NO2	PM	NOx	Residual NOx	NO2	PM
Euro III	0.00%	0.0737	1.29	42.08	1.29	1.0	1.3	6.71E+00	6.32E+00	3.94E-01	1.55E-03	1.85E-01	1.74E-01	1.09E-02	1.55E-03
Euro IV	0.00%	0.1535	0.20	7.51	0.20	***FBDD Max. 24t, 1.0 is used.**		Residual NOx/NOx Ratio [1]=		0.94					
Euro V	68.18%	0.1535	0.10	11.71	0.10			NO2/NOx Ratio [1]=		0.06					
Euro VI	31.82%	0.0225	0.01	1.75	0.01										

FBSD	Population	Emission Factor				Mass Factor [10]	Air-Con Factor [11]	Average Emission Factor (g/min)							
		Cold Idling		Hot Idling (PIARC: HGV)				Cold Idling				Hot Idling			
Euro Emis. Std.	%	NOx (g/s) [2][4]	PM (g/hr) [3]	NOx (g/hr) [5]	PM (g/hr) [5]			NOx	Residual NOx	NO2	PM	NOx	Residual NOx	NO2	PM
Euro III	0.00%	0.0117	1.29	42.08	1.29	0.9	1.3	1.39E+00	1.26E+00	1.29E-01	8.78E-04	1.10E-01	9.95E-02	1.02E-02	8.78E-04
Euro IV	0.00%	0.0573	0.20	7.51	0.20	***FBSD Max. 16t, 0.9 is used. [13]**		Residual NOx/NOx Ratio [1]=		0.91					
Euro V	38.91%	0.0474	0.10	11.71	0.10			NO2/NOx Ratio [1]=		0.09					
Euro VI	61.09%	0.0077	0.01	1.75	0.01										

PLB DIESEL	Population	Emission Factor				Mass Factor [10]	Air-Con Factor [11]	Average Emission Factor (g/min)							
		Cold Idling		Hot Idling (PIARC: LGV)				Cold Idling				Hot Idling			
Euro Emis. Std.	%	NOx (g/s) [2][4]	PM (g/hr) [3]	NOx (g/hr) [6]	PM (g/hr) [6]			NOx	Residual NOx	NO2	PM	NOx	Residual NOx	NO2	PM
Euro III	0.00%	0.0011	0.10	4.12	0.10	n/a	1.3	6.00E-02	4.32E-02	1.68E-02	4.33E-04	3.65E-02	2.62E-02	1.02E-02	4.33E-04
Euro IV	0.00%	0.0010	0.16	3.62	0.16			Residual NOx/NOx Ratio [1]=		0.72					
Euro V	17.35%	0.0010	0.02	3.60	0.02			NO2/NOx Ratio [1]=		0.28					
Euro VI	82.65%	0.0010	0.02	1.28	0.02										

PLB LPG	Population	Emission Factor				Mass Factor [10]	Air-Con Factor [11]	Average Emission Factor (g/min)							
		Cold Idling		Hot Idling (PIARC: LGV)				Cold Idling				Hot Idling			
Euro Emis. Std.	%	NOx (g/s) [2]	PM (g/hr) [3]	NOx (g/hr) [7]	PM (g/hr) [6]			NOx	Residual NOx	NO2	PM	NOx	Residual NOx	NO2	PM
Euro III	4.19%	0.0092	0.10	33.12	0.10	n/a	1.3	2.47E-01	2.46E-01	1.26E-03	6.16E-04	3.22E-01	3.20E-01	1.64E-03	6.16E-04
Euro IV	3.61%	0.0039	0.16	14.04	0.16			Residual NOx/NOx Ratio [1]=		0.99					
Euro V	92.20%	0.0039	0.02	14.04	0.02			NO2/NOx Ratio [1]=		0.01					
Euro VI	0.00%	0.0039	0.02	14.04	0.02										

TAXI LPG	Population	Emission Factor				Mass Factor [10]	Air-Con Factor [11]	Average Emission Factor (g/min)							
		Cold Idling		Hot Idling (PIARC: PC)				Cold Idling				Hot Idling			
Euro Emis. Std.	%	NOx (g/s) [2]	PM (g/hr) [3]	NOx (g/hr) [7]	PM (g/hr) [8]			NOx	Residual NOx	NO2	PM	NOx	Residual NOx	NO2	PM
Euro 2/3	0.12%	0.0057	0.09	20.52	0.09	n/a	1.3	1.68E-01	1.64E-01	4.57E-03	9.53E-04	2.19E-01	2.13E-01	5.95E-03	9.53E-04
Euro 4	0.24%	0.0035	0.16	12.60	0.16			Residual NOx/NOx Ratio [1]=		0.97					
Euro 5	21.09%	0.0028	0.02	10.08	0.02			NO2/NOx Ratio [1]=		0.03					
Euro 6	78.54%	0.0028	0.05	10.08	0.05										

TAXI Petrol	Population	Emission Factor				Mass Factor [10]	Air-Con Factor [11]	Average Emission Factor (g/min)							
		Cold Idling		Hot Idling (PIARC: PC)				Cold Idling				Hot Idling			
Euro Emis. Std.	%	NOx (g/s) [4]	PM (g/hr) [3]	NOx (g/hr) [9]	PM (g/hr) [9]			NOx	Residual NOx	NO2	PM	NOx	Residual NOx	NO2	PM
Euro 3	0.00%	0.0001	0.00	0.30	0.00	n/a	1.3	1.33E-03	1.27E-03	6.57E-05	2.17E-04	1.73E-03	1.65E-03	8.54E-05	2.17E-04
Euro 4	0.00%	0.0001	0.00	0.23	0.00			Residual NOx/NOx Ratio [1]=		0.95					
Euro 5	100.00%	0.0000	0.01	0.08	0.01			NO2/NOx Ratio [1]=		0.05					
Euro 6	0.00%	0.0000	0.00	0.06	0.00										

Remarks

In this section, *Road Tunnels: Vehicle Emissions and Air Demand for Ventilation (2019R02EN)* published by World Road Association is used as reference on hot idling (hereinafter PIARC-VEADV); and with Gradient 0%, v=0kph.

[1] Residual NOx and NO2 ratio was calculated based on Running Emisison Factors extracted from EMFAC-HK.
[2] For NOx cold idling emission factor, referenced from *Calculation of Start Emissions in Air Quality Impact Assessment (2021)* published by EPD.
[3] For PM cold idling emission factor were referenced to the corresponding hot idling emission factors from PIARC-VEADV to its respective fuels (i.e. FBDD, FBSD = HGV; PLB = LCV; Taxi = PC).
[4] For cold idling emission factors which not in listed in Calculation of Start Emissions in Air Quality Impact Assessment (2021) published by EPD, hot idling of its respective Euro Emission Standard, Fuel Type and Vehicle Type is used.
[5] For hot idling emission factors on FBDD and FBSD, reference made to Table 45 and 46 of PIARC-VEADV.
[6] For hot idling emission factors on PLB, reference made to Table 42 and 43 of PIARC-VEADV. Idling emission factors of diesel vehicles were assumed for LPG vehicles as a conservative approach.
[7] For hot idling emission factors on LPG, assume the same as cold idling emissin factors.
[8] For hot idling emission factors on TAXI LPG, reference made to Table 37 of PIARC-VEADV. Idling emission factors of diesel vehicles were assumed for LPG vehicles as a conservative approach.
[9] For hot idling emission factors on TAXI Petrol, reference made to Table 33 and 34 of PIARC-VEADV.
[10] For mass factor, reference made to Table 27 of PIARC-VEADV.
[11] A factor of 1.3 has been applied to account for the additional A/C loading, reference from Appendix 3.10b and 3.10c of Liantang/Heung Yuen Wai Cross-boundary Control Point EIA (EIA/190/2010).
[13] With reference to Part II Maximum Weights for Rigid Vehicles of Cap.374A Roal Traffic (Construction and Maintenance of Vehicles) Regulation, 2 axled vehicle should have maximum weight less than 16 tonnes.

Legend for ease identifiation

- EPD Guideline
- PIARC-VEADV
- Remark #3
- Remark #4
- Remark #6 (with conversion)
- Used in Further Calculations

Tai Ping Estate PTI **PTI Type:** Open Area **Assessment Vehicle:** FBDD

PART 1 - Running Emission

Parameters

Average Travelling Distance from PTI Ingress to Start Point =	100	m	(Section 1 - Ingress)
Average Travelling Distance from Start Point to PTI Egress =	80	m	(Section 2 - Egress)
Total Travelling Distance in PTI	0.180	km	(1km=1000m)
Travelling Speed =	10	kph	

Calculations **(Input)** **A**

Start Hour	End Hour	Total	Within PTI (Section 1)+(Section 2)											
			Running Emission Factor (g/km·vehicle)				Running Emission Within PTI (g)				Running Emission Rate Within PTI (g/s)			
			Res. NOx	NO_2	RSP	FSP	Res. NOx	NO_2	RSP	FSP	Res. NOx	NO_2	RSP	FSP
0	100	20	10.9791	0.6853	0.3869	0.3559	3.95E+01	2.47E+00	1.39E+00	1.28E+00	1.10E-02	6.85E-04	3.87E-04	3.56E-04
100	200	0	10.9791	0.6853	0.3869	0.3559	0.00E+00	0.00E+00	0.00E+00	0.00E+00	0.00E+00	0.00E+00	0.00E+00	0.00E+00
200	300	0	10.9791	0.6853	0.3869	0.3559	0.00E+00	0.00E+00	0.00E+00	0.00E+00	0.00E+00	0.00E+00	0.00E+00	0.00E+00
300	400	0	10.9791	0.6853	0.3869	0.3559	0.00E+00	0.00E+00	0.00E+00	0.00E+00	0.00E+00	0.00E+00	0.00E+00	0.00E+00
400	500	0	10.9791	0.6853	0.3869	0.3559	0.00E+00	0.00E+00	0.00E+00	0.00E+00	0.00E+00	0.00E+00	0.00E+00	0.00E+00
500	600	20	10.9791	0.6853	0.3869	0.3559	3.95E+01	2.47E+00	1.39E+00	1.28E+00	1.10E-02	6.85E-04	3.87E-04	3.56E-04
600	700	40	10.9791	0.6853	0.3869	0.3559	7.90E+01	4.93E+00	2.79E+00	2.56E+00	2.20E-02	1.37E-03	7.74E-04	7.12E-04
700	800	50	10.9791	0.6853	0.3869	0.3559	9.88E+01	6.17E+00	3.48E+00	3.20E+00	2.74E-02	1.71E-03	9.67E-04	8.90E-04
800	900	50	10.9791	0.6853	0.3869	0.3559	9.88E+01	6.17E+00	3.48E+00	3.20E+00	2.74E-02	1.71E-03	9.67E-04	8.90E-04
900	1000	40	10.9791	0.6853	0.3869	0.3559	7.90E+01	4.93E+00	2.79E+00	2.56E+00	2.20E-02	1.37E-03	7.74E-04	7.12E-04
1000	1100	40	10.9791	0.6853	0.3869	0.3559	7.90E+01	4.93E+00	2.79E+00	2.56E+00	2.20E-02	1.37E-03	7.74E-04	7.12E-04
1100	1200	30	10.9791	0.6853	0.3869	0.3559	5.93E+01	3.70E+00	2.09E+00	1.92E+00	1.65E-02	1.03E-03	5.80E-04	5.34E-04
1200	1300	30	10.9791	0.6853	0.3869	0.3559	5.93E+01	3.70E+00	2.09E+00	1.92E+00	1.65E-02	1.03E-03	5.80E-04	5.34E-04
1300	1400	30	10.9791	0.6853	0.3869	0.3559	5.93E+01	3.70E+00	2.09E+00	1.92E+00	1.65E-02	1.03E-03	5.80E-04	5.34E-04
1400	1500	30	10.9791	0.6853	0.3869	0.3559	5.93E+01	3.70E+00	2.09E+00	1.92E+00	1.65E-02	1.03E-03	5.80E-04	5.34E-04
1500	1600	40	10.9791	0.6853	0.3869	0.3559	7.90E+01	4.93E+00	2.79E+00	2.56E+00	2.20E-02	1.37E-03	7.74E-04	7.12E-04
1600	1700	40	10.9791	0.6853	0.3869	0.3559	7.90E+01	4.93E+00	2.79E+00	2.56E+00	2.20E-02	1.37E-03	7.74E-04	7.12E-04
1700	1800	50	10.9791	0.6853	0.3869	0.3559	9.88E+01	6.17E+00	3.48E+00	3.20E+00	2.74E-02	1.71E-03	9.67E-04	8.90E-04
1800	1900	50	10.9791	0.6853	0.3869	0.3559	9.88E+01	6.17E+00	3.48E+00	3.20E+00	2.74E-02	1.71E-03	9.67E-04	8.90E-04
1900	2000	40	10.9791	0.6853	0.3869	0.3559	7.90E+01	4.93E+00	2.79E+00	2.56E+00	2.20E-02	1.37E-03	7.74E-04	7.12E-04
2000	2100	40	10.9791	0.6853	0.3869	0.3559	7.90E+01	4.93E+00	2.79E+00	2.56E+00	2.20E-02	1.37E-03	7.74E-04	7.12E-04
2100	2200	40	10.9791	0.6853	0.3869	0.3559	7.90E+01	4.93E+00	2.79E+00	2.56E+00	2.20E-02	1.37E-03	7.74E-04	7.12E-04
2200	2300	30	10.9791	0.6853	0.3869	0.3559	5.93E+01	3.70E+00	2.09E+00	1.92E+00	1.65E-02	1.03E-03	5.80E-04	5.34E-04
2300	2400	20	10.9791	0.6853	0.3869	0.3559	3.95E+01	2.47E+00	1.39E+00	1.28E+00	1.10E-02	6.85E-04	3.87E-04	3.56E-04

PART 2 - Start Emission (only for Terminating Buses)

Start Emission Factor Extracted from EMFAC (g/trip)

Soak Time (min.)	5	10	20	30	40	50	60	120	180	240	300	360	420	480	540	600	660	720
Res. NOx	0.6934	1.2481	1.6641	2.3575	2.9122	3.8829	5.6857	7.0725	10.4007	13.5902	15.2543	18.0278	19.8306	20.8013	21.3561	21.9108	22.1881	22.1881
NO2	0.0481	0.0865	0.1154	0.1634	0.2019	0.2692	0.3942	0.4903	0.7211	0.9422	1.0576	1.2499	1.3749	1.4422	1.4806	1.5191	1.5383	1.5383
RSP	0	0	0	0	0	0	0	0	0	0	0	0	0	0	0	0	0	0
FSP	0	0	0	0	0	0	0	0	0	0	0	0	0	0	0	0	0	0

Calculations (only applicable for Terminating Buses)

Start Hour	End Hour	Total	Terminating Ratio	Terminating	Number of Trips																		Start Emission (g)			
					5	10	20	30	40	50	60	120	180	240	300	360	420	480	540	600	660	720	Res. NOx	NO_2	RSP	FSP
0	100	20	0.20	*4.00*	0	0	4.00	0	0	0	0	0	0	0	0	0	0	0	0	0	0	0	6.66E+00	4.62E-01	0	0
100	200	0	0.00	*0.00*	0	0	0.00	0	0	0	0	0	0	0	0	0	0	0	0	0	0	0	0.00E+00	0.00E+00	0	0
200	300	0	0.00	*0.00*	0	0	0.00	0	0	0	0	0	0	0	0	0	0	0	0	0	0	0	0.00E+00	0.00E+00	0	0
300	400	0	0.00	*0.00*	0	0	0.00	0	0	0	0	0	0	0	0	0	0	0	0	0	0	0	0.00E+00	0.00E+00	0	0
400	500	0	0.00	*0.00*	0	0	0.00	0	0	0	0	0	0	0	0	0	0	0	0	0	0	0	0.00E+00	0.00E+00	0	0
500	600	20	0.18	*3.64*	0	0	3.64	0	0	0	0	0	0	0	0	0	0	0	0	0	0	0	6.05E+00	4.20E-01	0	0
600	700	40	0.17	*6.67*	0	0	6.67	0	0	0	0	0	0	0	0	0	0	0	0	0	0	0	1.11E+01	7.69E-01	0	0
700	800	50	0.29	*14.58*	0	0	14.58	0	0	0	0	0	0	0	0	0	0	0	0	0	0	0	2.43E+01	1.68E+00	0	0
800	900	50	0.27	*13.64*	0	0	13.64	0	0	0	0	0	0	0	0	0	0	0	0	0	0	0	2.27E+01	1.57E+00	0	0
900	1000	40	0.28	*11.16*	0	0	11.16	0	0	0	0	0	0	0	0	0	0	0	0	0	0	0	1.86E+01	1.29E+00	0	0
1000	1100	40	0.29	*11.71*	0	0	11.71	0	0	0	0	0	0	0	0	0	0	0	0	0	0	0	1.95E+01	1.35E+00	0	0
1100	1200	30	0.39	*11.61*	0	0	11.61	0	0	0	0	0	0	0	0	0	0	0	0	0	0	0	1.93E+01	1.34E+00	0	0
1200	1300	30	0.39	*11.61*	0	0	11.61	0	0	0	0	0	0	0	0	0	0	0	0	0	0	0	1.93E+01	1.34E+00	0	0
1300	1400	30	0.39	*11.61*	0	0	11.61	0	0	0	0	0	0	0	0	0	0	0	0	0	0	0	1.93E+01	1.34E+00	0	0
1400	1500	30	0.39	*11.61*	0	0	11.61	0	0	0	0	0	0	0	0	0	0	0	0	0	0	0	1.93E+01	1.34E+00	0	0
1500	1600	40	0.31	*12.31*	0	0	12.31	0	0	0	0	0	0	0	0	0	0	0	0	0	0	0	2.05E+01	1.42E+00	0	0
1600	1700	40	0.30	*12.00*	0	0	12.00	0	0	0	0	0	0	0	0	0	0	0	0	0	0	0	2.00E+01	1.38E+00	0	0
1700	1800	50	0.30	*15.00*	0	0	15.00	0	0	0	0	0	0	0	0	0	0	0	0	0	0	0	2.50E+01	1.73E+00	0	0
1800	1900	50	0.30	*15.00*	0	0	15.00	0	0	0	0	0	0	0	0	0	0	0	0	0	0	0	2.50E+01	1.73E+00	0	0
1900	2000	40	0.31	*12.31*	0	0	12.31	0	0	0	0	0	0	0	0	0	0	0	0	0	0	0	2.05E+01	1.42E+00	0	0
2000	2100	40	0.31	*12.31*	0	0	12.31	0	0	0	0	0	0	0	0	0	0	0	0	0	0	0	2.05E+01	1.42E+00	0	0
2100	2200	40	0.32	*12.97*	0	0	12.97	0	0	0	0	0	0	0	0	0	0	0	0	0	0	0	2.16E+01	1.50E+00	0	0
2200	2300	30	0.32	*9.73*	0	0	9.73	0	0	0	0	0	0	0	0	0	0	0	0	0	0	0	1.62E+01	1.12E+00	0	0
2300	2400	20	0.26	*5.26*	0	0	5.26	0	0	0	0	0	0	0	0	0	0	0	0	0	0	0	8.76E+00	6.07E-01	0	0

Remark: Number of trips were derived based on on-site observations at the PTIs and operators' published schedules.

*No bus park overnight at this PTI based on site observation.

PART 3 - Idling Emission (Terminating Buses)

Parameters

Idling Time for Terminating Buses = 2 min(s) *As On-Site observations

Calculations (only applicable for Terminating Buses) *Cold Idling = 60-720min; Hot idling = 5-50min. *Total Idling Emission = Cold Idling + Hot idling

Start Hour	End Hour	Trips (60-720min)	Cold Idling Emission Factor (g/min)				Cold Idling Emission (g)				Trips (5-50min)	Hot Idling Emission Factor (g/min)				Hot Idling Emission (g)				Total Idling Emission within PTI (g)				B: Total Idling Emission Rate within PTI (g/s)			
			Res. NOx	NO_2	RSP	FSP	Res. NOx	NO_2	RSP	FSP		Res. NOx	NO_2	RSP	FSP	Res. NOx	NO_2	RSP	FSP	Res. NOx	NO_2	RSP	FSP	Res. NOx	NO_2	RSP	FSP
0	100	0	6.32E+00	3.94E-01	1.55E-03	1.55E-03	0	0	0	0	4.00	1.74E-01	1.09E-02	1.55E-03	1.55E-03	1.39E+00	8.70E-02	1.24E-02	1.24E-02	1.39E+00	8.70E-02	1.24E-02	1.24E-02	3.87E-04	2.42E-05	3.44E-06	3.44E-06
100	200	0	6.32E+00	3.94E-01	1.55E-03	1.55E-03	0	0	0	0	0.00	1.74E-01	1.09E-02	1.55E-03	1.55E-03	0.00E+00	0.00E+00	0.00E+00	0.00E+00	0.00E+00	0.00E+00	0.00E+00	0.00E+00	0.00E+00	0.00E+00	0.00E+00	0.00E+00
200	300	0	6.32E+00	3.94E-01	1.55E-03	1.55E-03	0	0	0	0	0.00	1.74E-01	1.09E-02	1.55E-03	1.55E-03	0.00E+00	0.00E+00	0.00E+00	0.00E+00	0.00E+00	0.00E+00	0.00E+00	0.00E+00	0.00E+00	0.00E+00	0.00E+00	0.00E+00
300	400	0	6.32E+00	3.94E-01	1.55E-03	1.55E-03	0	0	0	0	0.00	1.74E-01	1.09E-02	1.55E-03	1.55E-03	0.00E+00	0.00E+00	0.00E+00	0.00E+00	0.00E+00	0.00E+00	0.00E+00	0.00E+00	0.00E+00	0.00E+00	0.00E+00	0.00E+00
400	500	0	6.32E+00	3.94E-01	1.55E-03	1.55E-03	0	0	0	0	0.00	1.74E-01	1.09E-02	1.55E-03	1.55E-03	0.00E+00	0.00E+00	0.00E+00	0.00E+00	0.00E+00	0.00E+00	0.00E+00	0.00E+00	0.00E+00	0.00E+00	0.00E+00	0.00E+00
500	600	0	6.32E+00	3.94E-01	1.55E-03	1.55E-03	0	0	0	0	3.64	1.74E-01	1.09E-02	1.55E-03	1.55E-03	1.27E+00	7.91E-02	1.12E-02	1.12E-02	1.27E+00	7.91E-02	1.12E-02	1.12E-02	3.52E-04	2.20E-05	3.12E-06	3.12E-06
600	700	0	6.32E+00	3.94E-01	1.55E-03	1.55E-03	0	0	0	0	6.67	1.74E-01	1.09E-02	1.55E-03	1.55E-03	2.32E+00	1.45E-01	2.06E-02	2.06E-02	2.32E+00	1.45E-01	2.06E-02	2.06E-02	6.45E-04	4.03E-05	5.73E-06	5.73E-06
700	800	0	6.32E+00	3.94E-01	1.55E-03	1.55E-03	0	0	0	0	14.58	1.74E-01	1.09E-02	1.55E-03	1.55E-03	5.08E+00	3.17E-01	4.51E-02	4.51E-02	5.08E+00	3.17E-01	4.51E-02	4.51E-02	1.41E-03	8.81E-05	1.25E-05	1.25E-05
800	900	0	6.32E+00	3.94E-01	1.55E-03	1.55E-03	0	0	0	0	13.64	1.74E-01	1.09E-02	1.55E-03	1.55E-03	4.75E+00	2.97E-01	4.22E-02	4.22E-02	4.75E+00	2.97E-01	4.22E-02	4.22E-02	1.32E-03	8.24E-05	1.17E-05	1.17E-05
900	1000	0	6.32E+00	3.94E-01	1.55E-03	1.55E-03	0	0	0	0	11.16	1.74E-01	1.09E-02	1.55E-03	1.55E-03	3.89E+00	2.43E-01	3.45E-02	3.45E-02	3.89E+00	2.43E-01	3.45E-02	3.45E-02	1.08E-03	6.74E-05	9.59E-06	9.59E-06
1000	1100	0	6.32E+00	3.94E-01	1.55E-03	1.55E-03	0	0	0	0	11.71	1.74E-01	1.09E-02	1.55E-03	1.55E-03	4.08E+00	2.55E-01	3.62E-02	3.62E-02	4.08E+00	2.55E-01	3.62E-02	3.62E-02	1.13E-03	7.07E-05	1.01E-05	1.01E-05
1100	1200	0	6.32E+00	3.94E-01	1.55E-03	1.55E-03	0	0	0	0	11.61	1.74E-01	1.09E-02	1.55E-03	1.55E-03	4.05E+00	2.53E-01	3.59E-02	3.59E-02	4.05E+00	2.53E-01	3.59E-02	3.59E-02	1.12E-03	7.01E-05	9.98E-06	9.98E-06
1200	1300	0	6.32E+00	3.94E-01	1.55E-03	1.55E-03	0	0	0	0	11.61	1.74E-01	1.09E-02	1.55E-03	1.55E-03	4.05E+00	2.53E-01	3.59E-02	3.59E-02	4.05E+00	2.53E-01	3.59E-02	3.59E-02	1.12E-03	7.01E-05	9.98E-06	9.98E-06
1300	1400	0	6.32E+00	3.94E-01	1.55E-03	1.55E-03	0	0	0	0	11.61	1.74E-01	1.09E-02	1.55E-03	1.55E-03	4.05E+00	2.53E-01	3.59E-02	3.59E-02	4.05E+00	2.53E-01	3.59E-02	3.59E-02	1.12E-03	7.01E-05	9.98E-06	9.98E-06
1400	1500	0	6.32E+00	3.94E-01	1.55E-03	1.55E-03	0	0	0	0	11.61	1.74E-01	1.09E-02	1.55E-03	1.55E-03	4.05E+00	2.53E-01	3.59E-02	3.59E-02	4.05E+00	2.53E-01	3.59E-02	3.59E-02	1.12E-03	7.01E-05	9.98E-06	9.98E-06
1500	1600	0	6.32E+00	3.94E-01	1.55E-03	1.55E-03	0	0	0	0	12.31	1.74E-01	1.09E-02	1.55E-03	1.55E-03	4.29E+00	2.68E-01	3.81E-02	3.81E-02	4.29E+00	2.68E-01	3.81E-02	3.81E-02	1.19E-03	7.43E-05	1.06E-05	1.06E-05
1600	1700	0	6.32E+00	3.94E-01	1.55E-03	1.55E-03	0	0	0	0	12.00	1.74E-01	1.09E-02	1.55E-03	1.55E-03	4.18E+00	2.61E-01	3.71E-02	3.71E-02	4.18E+00	2.61E-01	3.71E-02	3.71E-02	1.16E-03	7.25E-05	1.03E-05	1.03E-05
1700	1800	0	6.32E+00	3.94E-01	1.55E-03	1.55E-03	0	0	0	0	15.00	1.74E-01	1.09E-02	1.55E-03	1.55E-03	5.23E+00	3.26E-01	4.64E-02	4.64E-02	5.23E+00	3.26E-01	4.64E-02	4.64E-02	1.45E-03	9.06E-05	1.29E-05	1.29E-05
1800	1900	0	6.32E+00	3.94E-01	1.55E-03	1.55E-03	0	0	0	0	15.00	1.74E-01	1.09E-02	1.55E-03	1.55E-03	5.23E+00	3.26E-01	4.64E-02	4.64E-02	5.23E+00	3.26E-01	4.64E-02	4.64E-02	1.45E-03	9.06E-05	1.29E-05	1.29E-05
1900	2000	0	6.32E+00	3.94E-01	1.55E-03	1.55E-03	0	0	0	0	12.31	1.74E-01	1.09E-02	1.55E-03	1.55E-03	4.29E+00	2.68E-01	3.81E-02	3.81E-02	4.29E+00	2.68E-01	3.81E-02	3.81E-02	1.19E-03	7.43E-05	1.06E-05	1.06E-05
2000	2100	0	6.32E+00	3.94E-01	1.55E-03	1.55E-03	0	0	0	0	12.31	1.74E-01	1.09E-02	1.55E-03	1.55E-03	4.29E+00	2.68E-01	3.81E-02	3.81E-02	4.29E+00	2.68E-01	3.81E-02	3.81E-02	1.19E-03	7.43E-05	1.06E-05	1.06E-05
2100	2200	0	6.32E+00	3.94E-01	1.55E-03	1.55E-03	0	0	0	0	12.97	1.74E-01	1.09E-02	1.55E-03	1.55E-03	4.52E+00	2.82E-01	4.01E-02	4.01E-02	4.52E+00	2.82E-01	4.01E-02	4.01E-02	1.26E-03	7.84E-05	1.11E-05	1.11E-05
2200	2300	0	6.32E+00	3.94E-01	1.55E-03	1.55E-03	0	0	0	0	9.73	1.74E-01	1.09E-02	1.55E-03	1.55E-03	3.39E+00	2.12E-01	3.01E-02	3.01E-02	3.39E+00	2.12E-01	3.01E-02	3.01E-02	9.42E-04	5.88E-05	8.36E-06	8.36E-06
2300	2400	0	6.32E+00	3.94E-01	1.55E-03	1.55E-03	0	0	0	0	5.26	1.74E-01	1.09E-02	1.55E-03	1.55E-03	1.83E+00	1.14E-01	1.63E-02	1.63E-02	1.83E+00	1.14E-01	1.63E-02	1.63E-02	5.09E-04	3.18E-05	4.52E-06	4.52E-06

Parameters

Maximum Duration for adjusting Start Emission = 1 min(s) *As per EPD Guidleine

Travelling Distance from Start Point to PTI Egress = 80 m (Section 2)

Travelling Distance from PTI Egress to Open Road = 620 m (Section 3) * (Section 2)+(Section 3) = 700m Spread Distance as per EPD Guideline

Calculations for Adjusted Start Emission

Start Hour	End Hour	Emission for Adjusting Start Emission (g)				Adjusted Start Emission Within PTI (Section 2) (g)				C: Adjusted Start Emission Rate Within PTI (Section 2) (g/s)				Adjusted Start Emission Outside PTI (Section 3) (g)				E: Adjusted Start Emission Rate Outside PTI (Section 3) (g/s)			
		Res. NOx	NO_2	RSP	FSP	Res. NOx	NO_2	RSP	FSP	Res. NOx	NO_2	RSP	FSP	Res. NOx	NO_2	RSP	FSP	Res. NOx	NO_2	RSP	FSP
0	100	6.97E-01	4.35E-02	6.19E-03	6.19E-03	6.81E-01	4.78E-02	0	0	1.89E-04	1.33E-05	0	0	5.28E+00	3.70E-01	0	0	1.47E-03	1.03E-04	0	0
100	200	0.00E+00	0.00E+00	0.00E+00	0.00E+00	0.00E+00	0.00E+00	0	0	0.00E+00	0.00E+00	0	0	0.00E+00	0.00E+00	0	0	0.00E+00	0.00E+00	0	0
200	300	0.00E+00	0.00E+00	0.00E+00	0.00E+00	0.00E+00	0.00E+00	0	0	0.00E+00	0.00E+00	0	0	0.00E+00	0.00E+00	0	0	0.00E+00	0.00E+00	0	0
300	400	0.00E+00	0.00E+00	0.00E+00	0.00E+00	0.00E+00	0.00E+00	0	0	0.00E+00	0.00E+00	0	0	0.00E+00	0.00E+00	0	0	0.00E+00	0.00E+00	0	0
400	500	0.00E+00	0.00E+00	0.00E+00	0.00E+00	0.00E+00	0.00E+00	0	0	0.00E+00	0.00E+00	0	0	0.00E+00	0.00E+00	0	0	0.00E+00	0.00E+00	0	0
500	600	6.33E-01	3.95E-02	5.62E-03	5.62E-03	6.19E-01	4.34E-02	0	0	1.72E-04	1.21E-05	0	0	4.80E+00	3.37E-01	0	0	1.33E-03	9.35E-05	0	0
600	700	1.16E+00	7.25E-02	1.03E-02	1.03E-02	1.14E+00	7.96E-02	0	0	3.15E-04	2.21E-05	0	0	8.80E+00	6.17E-01	0	0	2.44E-03	1.71E-04	0	0
700	800	2.54E+00	1.59E-01	2.25E-02	2.25E-02	2.48E+00	1.74E-01	0	0	6.90E-04	4.84E-05	0	0	1.92E+01	1.35E+00	0	0	5.35E-03	3.75E-04	0	0
800	900	2.38E+00	1.48E-01	2.11E-02	2.11E-02	2.32E+00	1.63E-01	0	0	6.45E-04	4.53E-05	0	0	1.80E+01	1.26E+00	0	0	5.00E-03	3.51E-04	0	0
900	1000	1.94E+00	1.21E-01	1.73E-02	1.73E-02	1.90E+00	1.33E-01	0	0	5.28E-04	3.70E-05	0	0	1.47E+01	1.03E+00	0	0	4.09E-03	2.87E-04	0	0
1000	1100	2.04E+00	1.27E-01	1.81E-02	1.81E-02	1.99E+00	1.40E-01	0	0	5.54E-04	3.88E-05	0	0	1.54E+01	1.08E+00	0	0	4.29E-03	3.01E-04	0	0
1100	1200	2.02E+00	1.26E-01	1.80E-02	1.80E-02	1.98E+00	1.39E-01	0	0	5.49E-04	3.85E-05	0	0	1.53E+01	1.08E+00	0	0	4.26E-03	2.99E-04	0	0
1200	1300	2.02E+00	1.26E-01	1.80E-02	1.80E-02	1.98E+00	1.39E-01	0	0	5.49E-04	3.85E-05	0	0	1.53E+01	1.08E+00	0	0	4.26E-03	2.99E-04	0	0
1300	1400	2.02E+00	1.26E-01	1.80E-02	1.80E-02	1.98E+00	1.39E-01	0	0	5.49E-04	3.85E-05	0	0	1.53E+01	1.08E+00	0	0	4.26E-03	2.99E-04	0	0
1400	1500	2.02E+00	1.26E-01	1.80E-02	1.80E-02	1.98E+00	1.39E-01	0	0	5.49E-04	3.85E-05	0	0	1.53E+01	1.08E+00	0	0	4.26E-03	2.99E-04	0	0
1500	1600	2.14E+00	1.34E-01	1.90E-02	1.90E-02	2.10E+00	1.47E-01	0	0	5.82E-04	4.08E-05	0	0	1.62E+01	1.14E+00	0	0	4.51E-03	3.17E-04	0	0
1600	1700	2.09E+00	1.30E-01	1.86E-02	1.86E-02	2.04E+00	1.43E-01	0	0	5.68E-04	3.98E-05	0	0	1.58E+01	1.11E+00	0	0	4.40E-03	3.09E-04	0	0
1700	1800	2.61E+00	1.63E-01	2.32E-02	2.32E-02	2.55E+00	1.79E-01	0	0	7.09E-04	4.98E-05	0	0	1.98E+01	1.39E+00	0	0	5.50E-03	3.86E-04	0	0
1800	1900	2.61E+00	1.63E-01	2.32E-02	2.32E-02	2.55E+00	1.79E-01	0	0	7.09E-04	4.98E-05	0	0	1.98E+01	1.39E+00	0	0	5.50E-03	3.86E-04	0	0
1900	2000	2.14E+00	1.34E-01	1.90E-02	1.90E-02	2.10E+00	1.47E-01	0	0	5.82E-04	4.08E-05	0	0	1.62E+01	1.14E+00	0	0	4.51E-03	3.17E-04	0	0
2000	2100	2.14E+00	1.34E-01	1.90E-02	1.90E-02	2.10E+00	1.47E-01	0	0	5.82E-04	4.08E-05	0	0	1.62E+01	1.14E+00	0	0	4.51E-03	3.17E-04	0	0
2100	2200	2.26E+00	1.41E-01	2.01E-02	2.01E-02	2.21E+00	1.55E-01	0	0	6.14E-04	4.30E-05	0	0	1.71E+01	1.20E+00	0	0	4.76E-03	3.34E-04	0	0
2200	2300	1.69E+00	1.06E-01	1.50E-02	1.50E-02	1.66E+00	1.16E-01	0	0	4.60E-04	3.23E-05	0	0	1.28E+01	9.01E-01	0	0	3.57E-03	2.50E-04	0	0
2300	2400	9.17E-01	5.72E-02	8.14E-03	8.14E-03	8.96E-01	6.29E-02	0	0	2.49E-04	1.75E-05	0	0	6.95E+00	4.87E-01	0	0	1.93E-03	1.35E-04	0	0

PART 4 - Idling Emission (Bypass Buses)

Parameters

Idling Time for Bypass Buses = 2 min(s) *As On-Site observations

Calculations (only applicable for Bypass Buses) *Only Hot idling occur

Start Hour	End Hour	Total #	Bypass Ratio	Bypass #	Hot Idling Emission Factor (g/min) Res. NOx	NO_2	RSP	FSP	Hot Idling Emission (g) Res. NOx	NO_2	RSP	FSP	D Hot Idling Emission within PTI (g/s) Res. NOx	NO_2	RSP	FSP
0	100	20	0.80	*16.00*	1.74E-01	1.09E-02	1.55E-03	1.55E-03	5.57E+00	3.48E-01	4.95E-02	4.95E-02	1.55E-03	9.66E-05	1.37E-05	1.37E-05
100	200	0	0.00	*0.00*	1.74E-01	1.09E-02	1.55E-03	1.55E-03	0.00E+00	0.00E+00	0.00E+00	0.00E+00	0.00E+00	0.00E+00	0.00E+00	0.00E+00
200	300	0	0.00	*0.00*	1.74E-01	1.09E-02	1.55E-03	1.55E-03	0.00E+00	0.00E+00	0.00E+00	0.00E+00	0.00E+00	0.00E+00	0.00E+00	0.00E+00
300	400	0	0.00	*0.00*	1.74E-01	1.09E-02	1.55E-03	1.55E-03	0.00E+00	0.00E+00	0.00E+00	0.00E+00	0.00E+00	0.00E+00	0.00E+00	0.00E+00
400	500	0	0.00	*0.00*	1.74E-01	1.09E-02	1.55E-03	1.55E-03	0.00E+00	0.00E+00	0.00E+00	0.00E+00	0.00E+00	0.00E+00	0.00E+00	0.00E+00
500	600	20	0.82	*16.36*	1.74E-01	1.09E-02	1.55E-03	1.55E-03	5.70E+00	3.56E-01	5.06E-02	5.06E-02	1.58E-03	9.88E-05	1.41E-05	1.41E-05
600	700	40	0.83	*33.33*	1.74E-01	1.09E-02	1.55E-03	1.55E-03	1.16E+01	7.25E-01	1.03E-01	1.03E-01	3.23E-03	2.01E-04	2.86E-05	2.86E-05
700	800	50	0.71	*35.42*	1.74E-01	1.09E-02	1.55E-03	1.55E-03	1.23E+01	7.70E-01	1.10E-01	1.10E-01	3.43E-03	2.14E-04	3.04E-05	3.04E-05
800	900	50	0.73	*36.36*	1.74E-01	1.09E-02	1.55E-03	1.55E-03	1.27E+01	7.91E-01	1.12E-01	1.12E-01	3.52E-03	2.20E-04	3.12E-05	3.12E-05
900	1000	40	0.72	*28.84*	1.74E-01	1.09E-02	1.55E-03	1.55E-03	1.00E+01	6.27E-01	8.92E-02	8.92E-02	2.79E-03	1.74E-04	2.48E-05	2.48E-05
1000	1100	40	0.71	*28.29*	1.74E-01	1.09E-02	1.55E-03	1.55E-03	9.86E+00	6.15E-01	8.75E-02	8.75E-02	2.74E-03	1.71E-04	2.43E-05	2.43E-05
1100	1200	30	0.61	*18.39*	1.74E-01	1.09E-02	1.55E-03	1.55E-03	6.41E+00	4.00E-01	5.69E-02	5.69E-02	1.78E-03	1.11E-04	1.58E-05	1.58E-05
1200	1300	30	0.61	*18.39*	1.74E-01	1.09E-02	1.55E-03	1.55E-03	6.41E+00	4.00E-01	5.69E-02	5.69E-02	1.78E-03	1.11E-04	1.58E-05	1.58E-05
1300	1400	30	0.61	*18.39*	1.74E-01	1.09E-02	1.55E-03	1.55E-03	6.41E+00	4.00E-01	5.69E-02	5.69E-02	1.78E-03	1.11E-04	1.58E-05	1.58E-05
1400	1500	30	0.61	*18.39*	1.74E-01	1.09E-02	1.55E-03	1.55E-03	6.41E+00	4.00E-01	5.69E-02	5.69E-02	1.78E-03	1.11E-04	1.58E-05	1.58E-05
1500	1600	40	0.69	*27.69*	1.74E-01	1.09E-02	1.55E-03	1.55E-03	9.65E+00	6.02E-01	8.56E-02	8.56E-02	2.68E-03	1.67E-04	2.38E-05	2.38E-05
1600	1700	40	0.70	*28.00*	1.74E-01	1.09E-02	1.55E-03	1.55E-03	9.75E+00	6.09E-01	8.66E-02	8.66E-02	2.71E-03	1.69E-04	2.41E-05	2.41E-05
1700	1800	50	0.70	*35.00*	1.74E-01	1.09E-02	1.55E-03	1.55E-03	1.22E+01	7.61E-01	1.08E-01	1.08E-01	3.39E-03	2.11E-04	3.01E-05	3.01E-05
1800	1900	50	0.70	*35.00*	1.74E-01	1.09E-02	1.55E-03	1.55E-03	1.22E+01	7.61E-01	1.08E-01	1.08E-01	3.39E-03	2.11E-04	3.01E-05	3.01E-05
1900	2000	40	0.69	*27.69*	1.74E-01	1.09E-02	1.55E-03	1.55E-03	9.65E+00	6.02E-01	8.56E-02	8.56E-02	2.68E-03	1.67E-04	2.38E-05	2.38E-05
2000	2100	40	0.69	*27.69*	1.74E-01	1.09E-02	1.55E-03	1.55E-03	9.65E+00	6.02E-01	8.56E-02	8.56E-02	2.68E-03	1.67E-04	2.38E-05	2.38E-05
2100	2200	40	0.68	*27.03*	1.74E-01	1.09E-02	1.55E-03	1.55E-03	9.42E+00	5.88E-01	8.36E-02	8.36E-02	2.62E-03	1.63E-04	2.32E-05	2.32E-05
2200	2300	30	0.68	*20.27*	1.74E-01	1.09E-02	1.55E-03	1.55E-03	7.06E+00	4.41E-01	6.27E-02	6.27E-02	1.96E-03	1.22E-04	1.74E-05	1.74E-05
2300	2400	20	0.74	*14.74*	1.74E-01	1.09E-02	1.55E-03	1.55E-03	5.13E+00	3.20E-01	4.56E-02	4.56E-02	1.43E-03	8.90E-05	1.27E-05	1.27E-05

PART 5 - Sum up all above parts

Calculations

Start Hour	End Hour	Within PTI Calc: A+B+C+D — Within PTI (Section 1 + Section 2) Total Emission Rate (g/s) Res. NOx	NO_2	RSP	FSP	E: Spread distance (Section 3) — Outside PTI Total Emission Rate (g/s) Res. NOx	NO_2	RSP	FSP
0	100	1.31E-02	8.19E-04	4.04E-04	3.73E-04	1.47E-03	1.03E-04	0	0
100	200	0.00E+00	0.00E+00	0.00E+00	0.00E+00	0.00E+00	0.00E+00	0	0
200	300	0.00E+00	0.00E+00	0.00E+00	0.00E+00	0.00E+00	0.00E+00	0	0
300	400	0.00E+00	0.00E+00	0.00E+00	0.00E+00	0.00E+00	0.00E+00	0	0
400	500	0.00E+00	0.00E+00	0.00E+00	0.00E+00	0.00E+00	0.00E+00	0	0
500	600	1.31E-02	8.18E-04	4.04E-04	3.73E-04	1.33E-03	9.35E-05	0	0
600	700	2.61E-02	1.63E-03	8.08E-04	7.46E-04	2.44E-03	1.71E-04	0	0
700	800	3.30E-02	2.06E-03	1.01E-03	9.33E-04	5.35E-03	3.75E-04	0	0
800	900	3.29E-02	2.06E-03	1.01E-03	9.33E-04	5.00E-03	3.51E-04	0	0
900	1000	2.64E-02	1.65E-03	8.08E-04	7.46E-04	4.09E-03	2.87E-04	0	0
1000	1100	2.64E-02	1.65E-03	8.08E-04	7.46E-04	4.29E-03	3.01E-04	0	0
1100	1200	1.99E-02	1.25E-03	6.06E-04	5.60E-04	4.26E-03	2.99E-04	0	0
1200	1300	1.99E-02	1.25E-03	6.06E-04	5.60E-04	4.26E-03	2.99E-04	0	0
1300	1400	1.99E-02	1.25E-03	6.06E-04	5.60E-04	4.26E-03	2.99E-04	0	0
1400	1500	1.99E-02	1.25E-03	6.06E-04	5.60E-04	4.26E-03	2.99E-04	0	0
1500	1600	2.64E-02	1.65E-03	8.08E-04	7.46E-04	4.51E-03	3.17E-04	0	0
1600	1700	2.64E-02	1.65E-03	8.08E-04	7.46E-04	4.40E-03	3.09E-04	0	0
1700	1800	3.30E-02	2.07E-03	1.01E-03	9.33E-04	5.50E-03	3.86E-04	0	0
1800	1900	3.30E-02	2.07E-03	1.01E-03	9.33E-04	5.50E-03	3.86E-04	0	0
1900	2000	2.64E-02	1.65E-03	8.08E-04	7.46E-04	4.51E-03	3.17E-04	0	0
2000	2100	2.64E-02	1.65E-03	8.08E-04	7.46E-04	4.51E-03	3.17E-04	0	0
2100	2200	2.64E-02	1.66E-03	8.08E-04	7.46E-04	4.76E-03	3.34E-04	0	0
2200	2300	1.98E-02	1.24E-03	6.06E-04	5.60E-04	3.57E-03	2.50E-04	0	0
2300	2400	1.32E-02	8.24E-04	4.04E-04	3.73E-04	1.93E-03	1.35E-04	0	0

Start Hour	End Hour	Hourly Profile Ratio (0800-0900 as Baseline) Res. NOx	NO_2	RSP	FSP	Hourly Profile Ratio (0800-0900 as Baseline) Res. NOx	NO_2	RSP	FSP
0	100	0.3979	0.3977	0.4000	0.4000	0.2933	0.2933	0	0
100	200	0.0000	0.0000	0.0000	0.0000	0.0000	0.0000	0	0
200	300	0.0000	0.0000	0.0000	0.0000	0.0000	0.0000	0	0
300	400	0.0000	0.0000	0.0000	0.0000	0.0000	0.0000	0	0
400	500	0.0000	0.0000	0.0000	0.0000	0.0000	0.0000	0	0
500	600	0.3974	0.3971	0.4000	0.4000	0.2667	0.2667	0	0
600	700	0.7939	0.7932	0.8000	0.8000	0.4889	0.4889	0	0
700	800	1.0014	1.0015	1.0000	1.0000	1.0694	1.0694	0	0
800	900	1.0000	1.0000	1.0000	1.0000	1.0000	1.0000	0	0
900	1000	0.8004	0.8004	0.8000	0.8000	0.8186	0.8186	0	0
1000	1100	0.8011	0.8013	0.8000	0.8000	0.8585	0.8585	0	0
1100	1200	0.6049	0.6055	0.6000	0.6000	0.8516	0.8516	0	0
1200	1300	0.6049	0.6055	0.6000	0.6000	0.8516	0.8516	0	0
1300	1400	0.6049	0.6055	0.6000	0.6000	0.8516	0.8516	0	0
1400	1500	0.6049	0.6055	0.6000	0.6000	0.8516	0.8516	0	0
1500	1600	0.8020	0.8023	0.8000	0.8000	0.9026	0.9026	0	0
1600	1700	0.8016	0.8018	0.8000	0.8000	0.8800	0.8800	0	0
1700	1800	1.0020	1.0022	1.0000	1.0000	1.1000	1.1000	0	0
1800	1900	1.0020	1.0022	1.0000	1.0000	1.1000	1.1000	0	0
1900	2000	0.8020	0.8023	0.8000	0.8000	0.9026	0.9026	0	0
2000	2100	0.8020	0.8023	0.8000	0.8000	0.9026	0.9026	0	0
2100	2200	0.8030	0.8033	0.8000	0.8000	0.9514	0.9514	0	0
2200	2300	0.6022	0.6025	0.6000	0.6000	0.7135	0.7135	0	0
2300	2400	0.3997	0.3997	0.4000	0.4000	0.3860	0.3860	0	0

Ching Ho Estate PTI **PTI Type:** Open Area **Assessment Vehicle:** FBDD

PART 1 - Running Emission

Parameters

Average Travelling Distance from PTI Ingress to Start Point =	100	m	(Section 1 - Ingress)
Average Travelling Distance from Start Point to PTI Egress =	100	m	(Section 2 - Egress)
Total Travelling Distance in PTI	0.200	km	(1km=1000m)
Travelling Speed =	10	kph	

Calculations **(Input)** **A**

Start Hour	End Hour	Total	Within PTI (Section 1)+(Section 2)											
			Running Emission Factor (g/km·vehicle)				Running Emission Within PTI (g)				Running Emission Rate Within PTI (g/s)			
			Res. NOx	NO_2	RSP	FSP	Res. NOx	NO_2	RSP	FSP	Res. NOx	NO_2	RSP	FSP
0	100	15	10.9791	0.6853	0.3869	0.3559	3.29E+01	2.06E+00	1.16E+00	1.07E+00	9.15E-03	5.71E-04	3.22E-04	2.97E-04
100	200	2	10.9791	0.6853	0.3869	0.3559	4.39E+00	2.74E-01	1.55E-01	1.42E-01	1.22E-03	7.61E-05	4.30E-05	3.95E-05
200	300	2	10.9791	0.6853	0.3869	0.3559	4.39E+00	2.74E-01	1.55E-01	1.42E-01	1.22E-03	7.61E-05	4.30E-05	3.95E-05
300	400	0	10.9791	0.6853	0.3869	0.3559	0.00E+00	0.00E+00	0.00E+00	0.00E+00	0.00E+00	0.00E+00	0.00E+00	0.00E+00
400	500	0	10.9791	0.6853	0.3869	0.3559	0.00E+00	0.00E+00	0.00E+00	0.00E+00	0.00E+00	0.00E+00	0.00E+00	0.00E+00
500	600	8	10.9791	0.6853	0.3869	0.3559	1.76E+01	1.10E+00	6.19E-01	5.69E-01	4.88E-03	3.05E-04	1.72E-04	1.58E-04
600	700	37	10.9791	0.6853	0.3869	0.3559	8.12E+01	5.07E+00	2.86E+00	2.63E+00	2.26E-02	1.41E-03	7.95E-04	7.32E-04
700	800	37	10.9791	0.6853	0.3869	0.3559	8.12E+01	5.07E+00	2.86E+00	2.63E+00	2.26E-02	1.41E-03	7.95E-04	7.32E-04
800	900	37	10.9791	0.6853	0.3869	0.3559	8.12E+01	5.07E+00	2.86E+00	2.63E+00	2.26E-02	1.41E-03	7.95E-04	7.32E-04
900	1000	29	10.9791	0.6853	0.3869	0.3559	6.37E+01	3.97E+00	2.24E+00	2.06E+00	1.77E-02	1.10E-03	6.23E-04	5.73E-04
1000	1100	29	10.9791	0.6853	0.3869	0.3559	6.37E+01	3.97E+00	2.24E+00	2.06E+00	1.77E-02	1.10E-03	6.23E-04	5.73E-04
1100	1200	29	10.9791	0.6853	0.3869	0.3559	6.37E+01	3.97E+00	2.24E+00	2.06E+00	1.77E-02	1.10E-03	6.23E-04	5.73E-04
1200	1300	29	10.9791	0.6853	0.3869	0.3559	6.37E+01	3.97E+00	2.24E+00	2.06E+00	1.77E-02	1.10E-03	6.23E-04	5.73E-04
1300	1400	29	10.9791	0.6853	0.3869	0.3559	6.37E+01	3.97E+00	2.24E+00	2.06E+00	1.77E-02	1.10E-03	6.23E-04	5.73E-04
1400	1500	29	10.9791	0.6853	0.3869	0.3559	6.37E+01	3.97E+00	2.24E+00	2.06E+00	1.77E-02	1.10E-03	6.23E-04	5.73E-04
1500	1600	29	10.9791	0.6853	0.3869	0.3559	6.37E+01	3.97E+00	2.24E+00	2.06E+00	1.77E-02	1.10E-03	6.23E-04	5.73E-04
1600	1700	37	10.9791	0.6853	0.3869	0.3559	8.12E+01	5.07E+00	2.86E+00	2.63E+00	2.26E-02	1.41E-03	7.95E-04	7.32E-04
1700	1800	38	10.9791	0.6853	0.3869	0.3559	8.34E+01	5.21E+00	2.94E+00	2.70E+00	2.32E-02	1.45E-03	8.17E-04	7.51E-04
1800	1900	38	10.9791	0.6853	0.3869	0.3559	8.34E+01	5.21E+00	2.94E+00	2.70E+00	2.32E-02	1.45E-03	8.17E-04	7.51E-04
1900	2000	38	10.9791	0.6853	0.3869	0.3559	8.34E+01	5.21E+00	2.94E+00	2.70E+00	2.32E-02	1.45E-03	8.17E-04	7.51E-04
2000	2100	29	10.9791	0.6853	0.3869	0.3559	6.37E+01	3.97E+00	2.24E+00	2.06E+00	1.77E-02	1.10E-03	6.23E-04	5.73E-04
2100	2200	29	10.9791	0.6853	0.3869	0.3559	6.37E+01	3.97E+00	2.24E+00	2.06E+00	1.77E-02	1.10E-03	6.23E-04	5.73E-04
2200	2300	29	10.9791	0.6853	0.3869	0.3559	6.37E+01	3.97E+00	2.24E+00	2.06E+00	1.77E-02	1.10E-03	6.23E-04	5.73E-04
2300	2400	29	10.9791	0.6853	0.3869	0.3559	6.37E+01	3.97E+00	2.24E+00	2.06E+00	1.77E-02	1.10E-03	6.23E-04	5.73E-04

PART 2 - Start Emission (only for Terminating Buses)

Start Emission Factor Extracted from EMFAC (g/trip)

Soak Time (min.)	5	10	20	30	40	50	60	120	180	240	300	360	420	480	540	600	660	720
Res. NOx	0.6934	1.2481	1.6641	2.3575	2.9122	3.8829	5.6857	7.0725	10.4007	13.5902	15.2543	18.0278	19.8306	20.8013	21.3561	21.9108	22.1881	22.1881
NO2	0.0481	0.0865	0.1154	0.1634	0.2019	0.2692	0.3942	0.4903	0.7211	0.9422	1.0576	1.2499	1.3749	1.4422	1.4806	1.5191	1.5383	1.5383
RSP	0	0	0	0	0	0	0	0	0	0	0	0	0	0	0	0	0	0
FSP	0	0	0	0	0	0	0	0	0	0	0	0	0	0	0	0	0	0

Calculations (only applicable for Terminating Buses)

Start Hour	End Hour	Total	Terminating Ratio	Terminating	Number of Trips																		Start Emission (g)			
					5	10	20	30	40	50	60	120	180	240	300	360	420	480	540	600	660	720	Res. NOx	NO_2	RSP	FSP
0	100	15	0.83	*12.50*	0	0	0	12.50	0	0	0	0	0	0	0	0	0	0	0	0	0	0	2.95E+01	2.04E+00	0	0
100	200	2	0.00	*0.00*	0	0	0	0.00	0	0	0	0	0	0	0	0	0	0	0	0	0	0	0.00E+00	0.00E+00	0	0
200	300	2	0.00	*0.00*	0	0	0	0.00	0	0	0	0	0	0	0	0	0	0	0	0	0	0	0.00E+00	0.00E+00	0	0
300	400	0	0.00	*0.00*	0	0	0	0.00	0	0	0	0	0	0	0	0	0	0	0	0	0	0	0.00E+00	0.00E+00	0	0
400	500	0	0.00	*0.00*	0	0	0	0.00	0	0	0	0	0	0	0	0	0	0	0	0	0	0	0.00E+00	0.00E+00	0	0
500	600	8	1.00	*8.00*	0	0	0	8.00	0	0	0	0	0	0	0	0	0	0	0	0	0	0	1.89E+01	1.31E+00	0	0
600	700	37	0.69	*25.62*	0	0	0	25.62	0	0	0	0	0	0	0	0	0	0	0	0	0	0	6.04E+01	4.19E+00	0	0
700	800	37	0.53	*19.53*	0	0	0	19.53	0	0	0	0	0	0	0	0	0	0	0	0	0	0	4.60E+01	3.19E+00	0	0
800	900	37	0.75	*27.75*	0	0	0	27.75	0	0	0	0	0	0	0	0	0	0	0	0	0	0	6.54E+01	4.53E+00	0	0
900	1000	29	0.72	*20.88*	0	0	0	20.88	0	0	0	0	0	0	0	0	0	0	0	0	0	0	4.92E+01	3.41E+00	0	0
1000	1100	29	0.75	*21.75*	0	0	0	21.75	0	0	0	0	0	0	0	0	0	0	0	0	0	0	5.13E+01	3.55E+00	0	0
1100	1200	29	0.75	*21.75*	0	0	0	21.75	0	0	0	0	0	0	0	0	0	0	0	0	0	0	5.13E+01	3.55E+00	0	0
1200	1300	29	0.75	*21.75*	0	0	0	21.75	0	0	0	0	0	0	0	0	0	0	0	0	0	0	5.13E+01	3.55E+00	0	0
1300	1400	29	0.75	*21.75*	0	0	0	21.75	0	0	0	0	0	0	0	0	0	0	0	0	0	0	5.13E+01	3.55E+00	0	0
1400	1500	29	0.75	*21.75*	0	0	0	21.75	0	0	0	0	0	0	0	0	0	0	0	0	0	0	5.13E+01	3.55E+00	0	0
1500	1600	29	0.67	*19.33*	0	0	0	19.33	0	0	0	0	0	0	0	0	0	0	0	0	0	0	4.56E+01	3.16E+00	0	0
1600	1700	37	0.69	*25.62*	0	0	0	25.62	0	0	0	0	0	0	0	0	0	0	0	0	0	0	6.04E+01	4.19E+00	0	0
1700	1800	38	0.68	*25.79*	0	0	0	25.79	0	0	0	0	0	0	0	0	0	0	0	0	0	0	6.08E+01	4.21E+00	0	0
1800	1900	38	0.79	*30.08*	0	0	0	30.08	0	0	0	0	0	0	0	0	0	0	0	0	0	0	7.09E+01	4.92E+00	0	0
1900	2000	38	0.72	*27.36*	0	0	0	27.36	0	0	0	0	0	0	0	0	0	0	0	0	0	0	6.45E+01	4.47E+00	0	0
2000	2100	29	0.72	*20.88*	0	0	0	20.88	0	0	0	0	0	0	0	0	0	0	0	0	0	0	4.92E+01	3.41E+00	0	0
2100	2200	29	0.72	*20.88*	0	0	0	20.88	0	0	0	0	0	0	0	0	0	0	0	0	0	0	4.92E+01	3.41E+00	0	0
2200	2300	29	0.75	*21.75*	0	0	0	21.75	0	0	0	0	0	0	0	0	0	0	0	0	0	0	5.13E+01	3.55E+00	0	0
2300	2400	29	0.80	*23.20*	0	0	0	23.20	0	0	0	0	0	0	0	0	0	0	0	0	0	0	5.47E+01	3.79E+00	0	0

Remark: Number of trips were derived based on on-site observations at the PTIs and operators' published schedules.

*No bus park overnight at this PTI based on site observation.

PART 3 - Idling Emission (Terminating Buses)

Parameters

Idling Time for Terminating Buses = 2 min(s) *As On-Site observations

Calculations (only applicable for Terminating Buses) *Cold Idling = 60-720min; Hot idling = 5-50min. *Total Idling Emission = Cold Idling + Hot idling

Start Hour	End Hour	Trips (60-720min)	Cold Idling Emission Factor (g/min)				Cold Idling Emission (g)				Trips (5-50min)	Hot Idling Emission Factor (g/min)				Hot Idling Emission (g)				Total Idling Emission within PTI (g)				B: Total Idling Emission Rate within PTI (g/s)			
			Res. NOx	NO_2	RSP	FSP	Res. NOx	NO_2	RSP	FSP		Res. NOx	NO_2	RSP	FSP	Res. NOx	NO_2	RSP	FSP	Res. NOx	NO_2	RSP	FSP	Res. NOx	NO_2	RSP	FSP
0	100	0	6.32E+00	3.94E-01	1.55E-03	1.55E-03	0	0	0	0	12.50	1.74E-01	1.09E-02	1.55E-03	1.55E-03	4.35E+00	2.72E-01	3.87E-02	3.87E-02	4.35E+00	2.72E-01	3.87E-02	3.87E-02	1.21E-03	7.55E-05	1.07E-05	1.07E-05
100	200	0	6.32E+00	3.94E-01	1.55E-03	1.55E-03	0	0	0	0	0.00	1.74E-01	1.09E-02	1.55E-03	1.55E-03	0.00E+00	0.00E+00	0.00E+00	0.00E+00	0.00E+00	0.00E+00	0.00E+00	0.00E+00	0.00E+00	0.00E+00	0.00E+00	0.00E+00
200	300	0	6.32E+00	3.94E-01	1.55E-03	1.55E-03	0	0	0	0	0.00	1.74E-01	1.09E-02	1.55E-03	1.55E-03	0.00E+00	0.00E+00	0.00E+00	0.00E+00	0.00E+00	0.00E+00	0.00E+00	0.00E+00	0.00E+00	0.00E+00	0.00E+00	0.00E+00
300	400	0	6.32E+00	3.94E-01	1.55E-03	1.55E-03	0	0	0	0	0.00	1.74E-01	1.09E-02	1.55E-03	1.55E-03	0.00E+00	0.00E+00	0.00E+00	0.00E+00	0.00E+00	0.00E+00	0.00E+00	0.00E+00	0.00E+00	0.00E+00	0.00E+00	0.00E+00
400	500	0	6.32E+00	3.94E-01	1.55E-03	1.55E-03	0	0	0	0	0.00	1.74E-01	1.09E-02	1.55E-03	1.55E-03	0.00E+00	0.00E+00	0.00E+00	0.00E+00	0.00E+00	0.00E+00	0.00E+00	0.00E+00	0.00E+00	0.00E+00	0.00E+00	0.00E+00
500	600	0	6.32E+00	3.94E-01	1.55E-03	1.55E-03	0	0	0	0	8.00	1.74E-01	1.09E-02	1.55E-03	1.55E-03	2.79E+00	1.74E-01	2.47E-02	2.47E-02	2.79E+00	1.74E-01	2.47E-02	2.47E-02	7.74E-04	4.83E-05	6.87E-06	6.87E-06
600	700	0	6.32E+00	3.94E-01	1.55E-03	1.55E-03	0	0	0	0	25.62	1.74E-01	1.09E-02	1.55E-03	1.55E-03	8.92E+00	5.57E-01	7.92E-02	7.92E-02	8.92E+00	5.57E-01	7.92E-02	7.92E-02	2.48E-03	1.55E-04	2.20E-05	2.20E-05
700	800	0	6.32E+00	3.94E-01	1.55E-03	1.55E-03	0	0	0	0	19.53	1.74E-01	1.09E-02	1.55E-03	1.55E-03	6.80E+00	4.25E-01	6.04E-02	6.04E-02	6.80E+00	4.25E-01	6.04E-02	6.04E-02	1.89E-03	1.18E-04	1.68E-05	1.68E-05
800	900	0	6.32E+00	3.94E-01	1.55E-03	1.55E-03	0	0	0	0	27.75	1.74E-01	1.09E-02	1.55E-03	1.55E-03	9.67E+00	6.03E-01	8.58E-02	8.58E-02	9.67E+00	6.03E-01	8.58E-02	8.58E-02	2.69E-03	1.68E-04	2.38E-05	2.38E-05
900	1000	0	6.32E+00	3.94E-01	1.55E-03	1.55E-03	0	0	0	0	20.88	1.74E-01	1.09E-02	1.55E-03	1.55E-03	7.27E+00	4.54E-01	6.46E-02	6.46E-02	7.27E+00	4.54E-01	6.46E-02	6.46E-02	2.02E-03	1.26E-04	1.79E-05	1.79E-05
1000	1100	0	6.32E+00	3.94E-01	1.55E-03	1.55E-03	0	0	0	0	21.75	1.74E-01	1.09E-02	1.55E-03	1.55E-03	7.58E+00	4.73E-01	6.73E-02	6.73E-02	7.58E+00	4.73E-01	6.73E-02	6.73E-02	2.10E-03	1.31E-04	1.87E-05	1.87E-05
1100	1200	0	6.32E+00	3.94E-01	1.55E-03	1.55E-03	0	0	0	0	21.75	1.74E-01	1.09E-02	1.55E-03	1.55E-03	7.58E+00	4.73E-01	6.73E-02	6.73E-02	7.58E+00	4.73E-01	6.73E-02	6.73E-02	2.10E-03	1.31E-04	1.87E-05	1.87E-05
1200	1300	0	6.32E+00	3.94E-01	1.55E-03	1.55E-03	0	0	0	0	21.75	1.74E-01	1.09E-02	1.55E-03	1.55E-03	7.58E+00	4.73E-01	6.73E-02	6.73E-02	7.58E+00	4.73E-01	6.73E-02	6.73E-02	2.10E-03	1.31E-04	1.87E-05	1.87E-05
1300	1400	0	6.32E+00	3.94E-01	1.55E-03	1.55E-03	0	0	0	0	21.75	1.74E-01	1.09E-02	1.55E-03	1.55E-03	7.58E+00	4.73E-01	6.73E-02	6.73E-02	7.58E+00	4.73E-01	6.73E-02	6.73E-02	2.10E-03	1.31E-04	1.87E-05	1.87E-05
1400	1500	0	6.32E+00	3.94E-01	1.55E-03	1.55E-03	0	0	0	0	21.75	1.74E-01	1.09E-02	1.55E-03	1.55E-03	7.58E+00	4.73E-01	6.73E-02	6.73E-02	7.58E+00	4.73E-01	6.73E-02	6.73E-02	2.10E-03	1.31E-04	1.87E-05	1.87E-05
1500	1600	0	6.32E+00	3.94E-01	1.55E-03	1.55E-03	0	0	0	0	19.33	1.74E-01	1.09E-02	1.55E-03	1.55E-03	6.74E+00	4.20E-01	5.98E-02	5.98E-02	6.74E+00	4.20E-01	5.98E-02	5.98E-02	1.87E-03	1.17E-04	1.66E-05	1.66E-05
1600	1700	0	6.32E+00	3.94E-01	1.55E-03	1.55E-03	0	0	0	0	25.62	1.74E-01	1.09E-02	1.55E-03	1.55E-03	8.92E+00	5.57E-01	7.92E-02	7.92E-02	8.92E+00	5.57E-01	7.92E-02	7.92E-02	2.48E-03	1.55E-04	2.20E-05	2.20E-05
1700	1800	0	6.32E+00	3.94E-01	1.55E-03	1.55E-03	0	0	0	0	25.79	1.74E-01	1.09E-02	1.55E-03	1.55E-03	8.98E+00	5.61E-01	7.97E-02	7.97E-02	8.98E+00	5.61E-01	7.97E-02	7.97E-02	2.50E-03	1.56E-04	2.22E-05	2.22E-05
1800	1900	0	6.32E+00	3.94E-01	1.55E-03	1.55E-03	0	0	0	0	30.08	1.74E-01	1.09E-02	1.55E-03	1.55E-03	1.05E+01	6.54E-01	9.30E-02	9.30E-02	1.05E+01	6.54E-01	9.30E-02	9.30E-02	2.91E-03	1.82E-04	2.58E-05	2.58E-05
1900	2000	0	6.32E+00	3.94E-01	1.55E-03	1.55E-03	0	0	0	0	27.36	1.74E-01	1.09E-02	1.55E-03	1.55E-03	9.53E+00	5.95E-01	8.46E-02	8.46E-02	9.53E+00	5.95E-01	8.46E-02	8.46E-02	2.65E-03	1.65E-04	2.35E-05	2.35E-05
2000	2100	0	6.32E+00	3.94E-01	1.55E-03	1.55E-03	0	0	0	0	20.88	1.74E-01	1.09E-02	1.55E-03	1.55E-03	7.27E+00	4.54E-01	6.46E-02	6.46E-02	7.27E+00	4.54E-01	6.46E-02	6.46E-02	2.02E-03	1.26E-04	1.79E-05	1.79E-05
2100	2200	0	6.32E+00	3.94E-01	1.55E-03	1.55E-03	0	0	0	0	20.88	1.74E-01	1.09E-02	1.55E-03	1.55E-03	7.27E+00	4.54E-01	6.46E-02	6.46E-02	7.27E+00	4.54E-01	6.46E-02	6.46E-02	2.02E-03	1.26E-04	1.79E-05	1.79E-05
2200	2300	0	6.32E+00	3.94E-01	1.55E-03	1.55E-03	0	0	0	0	21.75	1.74E-01	1.09E-02	1.55E-03	1.55E-03	7.58E+00	4.73E-01	6.73E-02	6.73E-02	7.58E+00	4.73E-01	6.73E-02	6.73E-02	2.10E-03	1.31E-04	1.87E-05	1.87E-05
2300	2400	0	6.32E+00	3.94E-01	1.55E-03	1.55E-03	0	0	0	0	23.20	1.74E-01	1.09E-02	1.55E-03	1.55E-03	8.08E+00	5.04E-01	7.17E-02	7.17E-02	8.08E+00	5.04E-01	7.17E-02	7.17E-02	2.25E-03	1.40E-04	1.99E-05	1.99E-05

Parameters

Maximum Duration for adjusting Start Emission = 1 min(s) *As per EPD Guidleine

Travelling Distance from Start Point to PTI Egress = 100 m (Section 2)

Travelling Distance from PTI Egress to Open Road = 600 m (Section 3) * (Section 2)+(Section 3) = 700m Spread Distance as per EPD Guideline

Calculations for Adjusted Start Emission

Start Hour	End Hour	Emission for Adjusting Start Emission (g)				C: Adjusted Start Emission Within PTI (Section 2) (g)				C: Adjusted Start Emission Rate Within PTI (Section 2) (g/s)				Adjusted Start Emission Outside PTI (Section 3) (g)				E: Adjusted Start Emission Rate Outside PTI (Section 3) (g/s)			
		Res. NOx	NO_2	RSP	FSP	Res. NOx	NO_2	RSP	FSP	Res. NOx	NO_2	RSP	FSP	Res. NOx	NO_2	RSP	FSP	Res. NOx	NO_2	RSP	FSP
0	100	2.18E+00	1.36E-01	1.93E-02	1.93E-02	3.90E+00	2.72E-01	0	0	1.08E-03	7.57E-05	0	0	2.34E+01	1.63E+00	0	0	6.50E-03	4.54E-04	0	0
100	200	0.00E+00	0.00E+00	0.00E+00	0.00E+00	0.00E+00	0.00E+00	0	0	0.00E+00	0.00E+00	0	0	0.00E+00	0.00E+00	0	0	0.00E+00	0.00E+00	0	0
200	300	0.00E+00	0.00E+00	0.00E+00	0.00E+00	0.00E+00	0.00E+00	0	0	0.00E+00	0.00E+00	0	0	0.00E+00	0.00E+00	0	0	0.00E+00	0.00E+00	0	0
300	400	0.00E+00	0.00E+00	0.00E+00	0.00E+00	0.00E+00	0.00E+00	0	0	0.00E+00	0.00E+00	0	0	0.00E+00	0.00E+00	0	0	0.00E+00	0.00E+00	0	0
400	500	0.00E+00	0.00E+00	0.00E+00	0.00E+00	0.00E+00	0.00E+00	0	0	0.00E+00	0.00E+00	0	0	0.00E+00	0.00E+00	0	0	0.00E+00	0.00E+00	0	0
500	600	1.39E+00	8.70E-02	1.24E-02	1.24E-02	2.50E+00	1.74E-01	0	0	6.93E-04	4.84E-05	0	0	1.50E+01	1.05E+00	0	0	4.16E-03	2.91E-04	0	0
600	700	4.46E+00	2.79E-01	3.96E-02	3.96E-02	7.99E+00	5.58E-01	0	0	2.22E-03	1.55E-04	0	0	4.79E+01	3.35E+00	0	0	1.33E-02	9.30E-04	0	0
700	800	3.40E+00	2.12E-01	3.02E-02	3.02E-02	6.09E+00	4.26E-01	0	0	1.69E-03	1.18E-04	0	0	3.65E+01	2.55E+00	0	0	1.02E-02	7.09E-04	0	0
800	900	4.83E+00	3.02E-01	4.29E-02	4.29E-02	8.66E+00	6.05E-01	0	0	2.40E-03	1.68E-04	0	0	5.19E+01	3.63E+00	0	0	1.44E-02	1.01E-03	0	0
900	1000	3.64E+00	2.27E-01	3.23E-02	3.23E-02	6.51E+00	4.55E-01	0	0	1.81E-03	1.26E-04	0	0	3.91E+01	2.73E+00	0	0	1.09E-02	7.58E-04	0	0
1000	1100	3.79E+00	2.36E-01	3.36E-02	3.36E-02	6.78E+00	4.74E-01	0	0	1.88E-03	1.32E-04	0	0	4.07E+01	2.84E+00	0	0	1.13E-02	7.90E-04	0	0
1100	1200	3.79E+00	2.36E-01	3.36E-02	3.36E-02	6.78E+00	4.74E-01	0	0	1.88E-03	1.32E-04	0	0	4.07E+01	2.84E+00	0	0	1.13E-02	7.90E-04	0	0
1200	1300	3.79E+00	2.36E-01	3.36E-02	3.36E-02	6.78E+00	4.74E-01	0	0	1.88E-03	1.32E-04	0	0	4.07E+01	2.84E+00	0	0	1.13E-02	7.90E-04	0	0
1300	1400	3.79E+00	2.36E-01	3.36E-02	3.36E-02	6.78E+00	4.74E-01	0	0	1.88E-03	1.32E-04	0	0	4.07E+01	2.84E+00	0	0	1.13E-02	7.90E-04	0	0
1400	1500	3.79E+00	2.36E-01	3.36E-02	3.36E-02	6.78E+00	4.74E-01	0	0	1.88E-03	1.32E-04	0	0	4.07E+01	2.84E+00	0	0	1.13E-02	7.90E-04	0	0
1500	1600	3.37E+00	2.10E-01	2.99E-02	2.99E-02	6.03E+00	4.21E-01	0	0	1.68E-03	1.17E-04	0	0	3.62E+01	2.53E+00	0	0	1.01E-02	7.02E-04	0	0
1600	1700	4.46E+00	2.79E-01	3.96E-02	3.96E-02	7.99E+00	5.58E-01	0	0	2.22E-03	1.55E-04	0	0	4.79E+01	3.35E+00	0	0	1.33E-02	9.30E-04	0	0
1700	1800	4.49E+00	2.80E-01	3.99E-02	3.99E-02	8.04E+00	5.62E-01	0	0	2.23E-03	1.56E-04	0	0	4.83E+01	3.37E+00	0	0	1.34E-02	9.36E-04	0	0
1800	1900	5.24E+00	3.27E-01	4.65E-02	4.65E-02	9.38E+00	6.56E-01	0	0	2.61E-03	1.82E-04	0	0	5.63E+01	3.93E+00	0	0	1.56E-02	1.09E-03	0	0
1900	2000	4.77E+00	2.97E-01	4.23E-02	4.23E-02	8.53E+00	5.96E-01	0	0	2.37E-03	1.66E-04	0	0	5.12E+01	3.58E+00	0	0	1.42E-02	9.94E-04	0	0
2000	2100	3.64E+00	2.27E-01	3.23E-02	3.23E-02	6.51E+00	4.55E-01	0	0	1.81E-03	1.26E-04	0	0	3.91E+01	2.73E+00	0	0	1.09E-02	7.58E-04	0	0
2100	2200	3.64E+00	2.27E-01	3.23E-02	3.23E-02	6.51E+00	4.55E-01	0	0	1.81E-03	1.26E-04	0	0	3.91E+01	2.73E+00	0	0	1.09E-02	7.58E-04	0	0
2200	2300	3.79E+00	2.36E-01	3.36E-02	3.36E-02	6.78E+00	4.74E-01	0	0	1.88E-03	1.32E-04	0	0	4.07E+01	2.84E+00	0	0	1.13E-02	7.90E-04	0	0
2300	2400	4.04E+00	2.52E-01	3.59E-02	3.59E-02	7.24E+00	5.06E-01	0	0	2.01E-03	1.40E-04	0	0	4.34E+01	3.03E+00	0	0	1.21E-02	8.43E-04	0	0

PART 4 - Idling Emission (Bypass Buses)

Parameters

Idling Time for Bypass Buses = 2 min(s) *As On-Site observations

Calculations (only applicable for Bypass Buses) *Only Hot idling occur

Start Hour	End Hour	Total #	Bypass Ratio	Bypass #	Hot Idling Emission Factor (g/min) Res. NOx	NO_2	RSP	FSP	Hot Idling Emission (g) Res. NOx	NO_2	RSP	FSP	D Hot Idling Emission Rate within PTI (g/s) Res. NOx	NO_2	RSP	FSP
0	100	15	0.17	*2.50*	1.74E-01	1.09E-02	1.55E-03	1.55E-03	8.71E-01	5.44E-02	7.73E-03	7.73E-03	2.42E-04	1.51E-05	2.15E-06	2.15E-06
100	200	2	1.00	*2.00*	1.74E-01	1.09E-02	1.55E-03	1.55E-03	6.97E-01	4.35E-02	6.19E-03	6.19E-03	1.94E-04	1.21E-05	1.72E-06	1.72E-06
200	300	2	1.00	*2.00*	1.74E-01	1.09E-02	1.55E-03	1.55E-03	6.97E-01	4.35E-02	6.19E-03	6.19E-03	1.94E-04	1.21E-05	1.72E-06	1.72E-06
300	400	0	0.00	*0.00*	1.74E-01	1.09E-02	1.55E-03	1.55E-03	0.00E+00	0.00E+00	0.00E+00	0.00E+00	0.00E+00	0.00E+00	0.00E+00	0.00E+00
400	500	0	0.00	*0.00*	1.74E-01	1.09E-02	1.55E-03	1.55E-03	0.00E+00	0.00E+00	0.00E+00	0.00E+00	0.00E+00	0.00E+00	0.00E+00	0.00E+00
500	600	8	0.00	*0.00*	1.74E-01	1.09E-02	1.55E-03	1.55E-03	0.00E+00	0.00E+00	0.00E+00	0.00E+00	0.00E+00	0.00E+00	0.00E+00	0.00E+00
600	700	37	0.31	*11.38*	1.74E-01	1.09E-02	1.55E-03	1.55E-03	3.97E+00	2.48E-01	3.52E-02	3.52E-02	1.10E-03	6.88E-05	9.78E-06	9.78E-06
700	800	37	0.47	*17.47*	1.74E-01	1.09E-02	1.55E-03	1.55E-03	6.09E+00	3.80E-01	5.40E-02	5.40E-02	1.69E-03	1.06E-04	1.50E-05	1.50E-05
800	900	37	0.25	*9.25*	1.74E-01	1.09E-02	1.55E-03	1.55E-03	3.22E+00	2.01E-01	2.86E-02	2.86E-02	8.95E-04	5.59E-05	7.95E-06	7.95E-06
900	1000	29	0.28	*8.12*	1.74E-01	1.09E-02	1.55E-03	1.55E-03	2.83E+00	1.77E-01	2.51E-02	2.51E-02	7.86E-04	4.90E-05	6.98E-06	6.98E-06
1000	1100	29	0.25	*7.25*	1.74E-01	1.09E-02	1.55E-03	1.55E-03	2.53E+00	1.58E-01	2.24E-02	2.24E-02	7.02E-04	4.38E-05	6.23E-06	6.23E-06
1100	1200	29	0.25	*7.25*	1.74E-01	1.09E-02	1.55E-03	1.55E-03	2.53E+00	1.58E-01	2.24E-02	2.24E-02	7.02E-04	4.38E-05	6.23E-06	6.23E-06
1200	1300	29	0.25	*7.25*	1.74E-01	1.09E-02	1.55E-03	1.55E-03	2.53E+00	1.58E-01	2.24E-02	2.24E-02	7.02E-04	4.38E-05	6.23E-06	6.23E-06
1300	1400	29	0.25	*7.25*	1.74E-01	1.09E-02	1.55E-03	1.55E-03	2.53E+00	1.58E-01	2.24E-02	2.24E-02	7.02E-04	4.38E-05	6.23E-06	6.23E-06
1400	1500	29	0.25	*7.25*	1.74E-01	1.09E-02	1.55E-03	1.55E-03	2.53E+00	1.58E-01	2.24E-02	2.24E-02	7.02E-04	4.38E-05	6.23E-06	6.23E-06
1500	1600	29	0.33	*9.67*	1.74E-01	1.09E-02	1.55E-03	1.55E-03	3.37E+00	2.10E-01	2.99E-02	2.99E-02	9.35E-04	5.84E-05	8.30E-06	8.30E-06
1600	1700	37	0.31	*11.38*	1.74E-01	1.09E-02	1.55E-03	1.55E-03	3.97E+00	2.48E-01	3.52E-02	3.52E-02	1.10E-03	6.88E-05	9.78E-06	9.78E-06
1700	1800	38	0.32	*12.21*	1.74E-01	1.09E-02	1.55E-03	1.55E-03	4.26E+00	2.66E-01	3.78E-02	3.78E-02	1.18E-03	7.38E-05	1.05E-05	1.05E-05
1800	1900	38	0.21	*7.92*	1.74E-01	1.09E-02	1.55E-03	1.55E-03	2.76E+00	1.72E-01	2.45E-02	2.45E-02	7.66E-04	4.78E-05	6.80E-06	6.80E-06
1900	2000	38	0.28	*10.64*	1.74E-01	1.09E-02	1.55E-03	1.55E-03	3.71E+00	2.31E-01	3.29E-02	3.29E-02	1.03E-03	6.43E-05	9.14E-06	9.14E-06
2000	2100	29	0.28	*8.12*	1.74E-01	1.09E-02	1.55E-03	1.55E-03	2.83E+00	1.77E-01	2.51E-02	2.51E-02	7.86E-04	4.90E-05	6.98E-06	6.98E-06
2100	2200	29	0.28	*8.12*	1.74E-01	1.09E-02	1.55E-03	1.55E-03	2.83E+00	1.77E-01	2.51E-02	2.51E-02	7.86E-04	4.90E-05	6.98E-06	6.98E-06
2200	2300	29	0.25	*7.25*	1.74E-01	1.09E-02	1.55E-03	1.55E-03	2.53E+00	1.58E-01	2.24E-02	2.24E-02	7.02E-04	4.38E-05	6.23E-06	6.23E-06
2300	2400	29	0.20	*5.80*	1.74E-01	1.09E-02	1.55E-03	1.55E-03	2.02E+00	1.26E-01	1.79E-02	1.79E-02	5.61E-04	3.50E-05	4.98E-06	4.98E-06

PART 5 - Sum up all above parts

Calculations

Start Hour	End Hour	Within PTI Calc: A+B+C+D — Within PTI (Section 1 + Section 2) Total Emission Rate (g/s) Res. NOx	NO_2	RSP	FSP	E: Spread distance (Section 3) — Outside PTI (to Ching Hiu Road Westbound) Total #	Total Emission Rate (g/s) Res. NOx	NO_2	RSP	FSP	E: Spread distance (Section 3) — Outside PTI (to Ching Hiu Road Eastbound) Total #	Total Emission Rate (g/s) Res. NOx	NO_2	RSP	FSP
0	100	1.17E-02	7.37E-04	3.35E-04	3.09E-04	*5.00*	2.60E-03	1.82E-04	0	0	*7.50*	3.90E-03	2.72E-04	0	0
100	200	1.41E-03	8.82E-05	4.47E-05	4.13E-05	*0.00*	0.00E+00	0.00E+00	0	0	*0.00*	0.00E+00	0.00E+00	0	0
200	300	1.41E-03	8.82E-05	4.47E-05	4.13E-05	*0.00*	0.00E+00	0.00E+00	0	0	*0.00*	0.00E+00	0.00E+00	0	0
300	400	0.00E+00	0.00E+00	0.00E+00	0.00E+00	*0.00*	0.00E+00	0.00E+00	0	0	*0.00*	0.00E+00	0.00E+00	0	0
400	500	0.00E+00	0.00E+00	0.00E+00	0.00E+00	*0.00*	0.00E+00	0.00E+00	0	0	*0.00*	0.00E+00	0.00E+00	0	0
500	600	6.35E-03	4.01E-04	1.79E-04	1.65E-04	*2.00*	1.04E-03	7.26E-05	0	0	*6.00*	3.12E-03	2.18E-04	0	0
600	700	2.84E-02	1.79E-03	8.27E-04	7.63E-04	*5.69*	2.96E-03	2.07E-04	0	0	*19.92*	1.04E-02	7.24E-04	0	0
700	800	2.78E-02	1.75E-03	8.27E-04	7.63E-04	*4.11*	2.14E-03	1.49E-04	0	0	*15.42*	8.01E-03	5.60E-04	0	0
800	900	2.86E-02	1.80E-03	8.27E-04	7.63E-04	*6.17*	3.21E-03	2.24E-04	0	0	*21.58*	1.12E-02	7.84E-04	0	0
900	1000	2.23E-02	1.41E-03	6.48E-04	5.98E-04	*4.64*	2.41E-03	1.69E-04	0	0	*16.24*	8.44E-03	5.90E-04	0	0
1000	1100	2.24E-02	1.41E-03	6.48E-04	5.98E-04	*4.83*	2.51E-03	1.76E-04	0	0	*16.92*	8.79E-03	6.14E-04	0	0
1100	1200	2.24E-02	1.41E-03	6.48E-04	5.98E-04	*4.83*	2.51E-03	1.76E-04	0	0	*16.92*	8.79E-03	6.14E-04	0	0
1200	1300	2.24E-02	1.41E-03	6.48E-04	5.98E-04	*4.83*	2.51E-03	1.76E-04	0	0	*16.92*	8.79E-03	6.14E-04	0	0
1300	1400	2.24E-02	1.41E-03	6.48E-04	5.98E-04	*4.83*	2.51E-03	1.76E-04	0	0	*16.92*	8.79E-03	6.14E-04	0	0
1400	1500	2.24E-02	1.41E-03	6.48E-04	5.98E-04	*4.83*	2.51E-03	1.76E-04	0	0	*16.92*	8.79E-03	6.14E-04	0	0
1500	1600	2.22E-02	1.40E-03	6.48E-04	5.98E-04	*4.30*	2.23E-03	1.56E-04	0	0	*15.04*	7.82E-03	5.46E-04	0	0
1600	1700	2.84E-02	1.79E-03	8.27E-04	7.63E-04	*5.69*	2.96E-03	2.07E-04	0	0	*19.92*	1.04E-02	7.24E-04	0	0
1700	1800	2.91E-02	1.83E-03	8.49E-04	7.84E-04	*5.43*	2.82E-03	1.97E-04	0	0	*20.36*	1.06E-02	7.39E-04	0	0
1800	1900	2.95E-02	1.86E-03	8.49E-04	7.84E-04	*6.33*	3.29E-03	2.30E-04	0	0	*23.75*	1.23E-02	8.63E-04	0	0
1900	2000	2.92E-02	1.84E-03	8.49E-04	7.84E-04	*6.08*	3.16E-03	2.21E-04	0	0	*21.28*	1.11E-02	7.73E-04	0	0
2000	2100	2.23E-02	1.41E-03	6.48E-04	5.98E-04	*4.64*	2.41E-03	1.69E-04	0	0	*16.24*	8.44E-03	5.90E-04	0	0
2100	2200	2.23E-02	1.41E-03	6.48E-04	5.98E-04	*4.64*	2.41E-03	1.69E-04	0	0	*16.24*	8.44E-03	5.90E-04	0	0
2200	2300	2.24E-02	1.41E-03	6.48E-04	5.98E-04	*4.83*	2.51E-03	1.76E-04	0	0	*16.92*	8.79E-03	6.14E-04	0	0
2300	2400	2.25E-02	1.42E-03	6.48E-04	5.98E-04	*5.80*	3.02E-03	2.11E-04	0	0	*17.40*	9.05E-03	6.32E-04	0	0

Start Hour	End Hour	Hourly Profile Ratio (0800-0900 as Baseline) Res. NOx	NO_2	RSP	FSP	Hourly Profile Ratio (0800-0900 as Baseline) Res. NOx	NO_2	RSP	FSP	Hourly Profile Ratio (0800-0900 as Baseline) Res. NOx	NO_2	RSP	FSP
0	100	0.4092	0.4096	0.4054	0.4054	0.8108	0.8108	0	0	0.3475	0.3475	0	0
100	200	0.0495	0.0490	0.0541	0.0541	0.0000	0.0000	0	0	0.0000	0.0000	0	0
200	300	0.0495	0.0490	0.0541	0.0541	0.0000	0.0000	0	0	0.0000	0.0000	0	0
300	400	0.0000	0.0000	0.0000	0.0000	0.0000	0.0000	0	0	0.0000	0.0000	0	0
400	500	0.0000	0.0000	0.0000	0.0000	0.0000	0.0000	0	0	0.0000	0.0000	0	0
500	600	0.2223	0.2229	0.2162	0.2162	0.3243	0.3243	0	0	0.2780	0.2780	0	0
600	700	0.9935	0.9928	1.0000	1.0000	0.9231	0.9231	0	0	0.9231	0.9231	0	0
700	800	0.9751	0.9724	1.0000	1.0000	0.6667	0.6667	0	0	0.7143	0.7143	0	0
800	900	1.0000	1.0000	1.0000	1.0000	1.0000	1.0000	0	0	1.0000	1.0000	0	0
900	1000	0.7811	0.7809	0.7838	0.7838	0.7524	0.7524	0	0	0.7524	0.7524	0	0
1000	1100	0.7838	0.7838	0.7838	0.7838	0.7838	0.7838	0	0	0.7838	0.7838	0	0
1100	1200	0.7838	0.7838	0.7838	0.7838	0.7838	0.7838	0	0	0.7838	0.7838	0	0
1200	1300	0.7838	0.7838	0.7838	0.7838	0.7838	0.7838	0	0	0.7838	0.7838	0	0
1300	1400	0.7838	0.7838	0.7838	0.7838	0.7838	0.7838	0	0	0.7838	0.7838	0	0
1400	1500	0.7838	0.7838	0.7838	0.7838	0.7838	0.7838	0	0	0.7838	0.7838	0	0
1500	1600	0.7765	0.7757	0.7838	0.7838	0.6967	0.6967	0	0	0.6967	0.6967	0	0
1600	1700	0.9935	0.9928	1.0000	1.0000	0.9231	0.9231	0	0	0.9231	0.9231	0	0
1700	1800	1.0188	1.0179	1.0270	1.0270	0.8803	0.8803	0	0	0.9432	0.9432	0	0
1800	1900	1.0318	1.0324	1.0270	1.0270	1.0270	1.0270	0	0	1.1004	1.1004	0	0
1900	2000	1.0236	1.0232	1.0270	1.0270	0.9859	0.9859	0	0	0.9859	0.9859	0	0
2000	2100	0.7811	0.7809	0.7838	0.7838	0.7524	0.7524	0	0	0.7524	0.7524	0	0
2100	2200	0.7811	0.7809	0.7838	0.7838	0.7524	0.7524	0	0	0.7524	0.7524	0	0
2200	2300	0.7838	0.7838	0.7838	0.7838	0.7838	0.7838	0	0	0.7838	0.7838	0	0
2300	2400	0.7882	0.7887	0.7838	0.7838	0.9405	0.9405	0	0	0.8062	0.8062	0	0

Ching Ho Estate PTI

PTI Type: Open Area **Assessment Vehicle:** FBSD

PART 1 - Running Emission

Parameters

Average Travelling Distance from PTI Ingress to Start Point =	100	m	(Section 1 - Ingress)
Average Travelling Distance from Start Point to PTI Egress =	100	m	(Section 2 - Egress)
Total Travelling Distance in PTI	0.200	km	(1km=1000m)
Travelling Speed =	10	kph	

Calculations (Input) A

Start Hour	End Hour	Total	Within PTI (Section 1)+(Section 2)											
			Running Emission Factor (g/km·vehicle)				Running Emission Within PTI (g)				Running Emission Rate Within PTI (g/s)			
			Res. NOx	NO_2	RSP	FSP	Res. NOx	NO_2	RSP	FSP	Res. NOx	NO_2	RSP	FSP
0	100	1	4.4032	0.4525	0.1478	0.136	8.81E-01	9.05E-02	2.96E-02	2.72E-02	2.45E-04	2.51E-05	8.21E-06	7.56E-06
100	200	0	4.4032	0.4525	0.1478	0.136	0.00E+00	0.00E+00	0.00E+00	0.00E+00	0.00E+00	0.00E+00	0.00E+00	0.00E+00
200	300	0	4.4032	0.4525	0.1478	0.136	0.00E+00	0.00E+00	0.00E+00	0.00E+00	0.00E+00	0.00E+00	0.00E+00	0.00E+00
300	400	0	4.4032	0.4525	0.1478	0.136	0.00E+00	0.00E+00	0.00E+00	0.00E+00	0.00E+00	0.00E+00	0.00E+00	0.00E+00
400	500	0	4.4032	0.4525	0.1478	0.136	0.00E+00	0.00E+00	0.00E+00	0.00E+00	0.00E+00	0.00E+00	0.00E+00	0.00E+00
500	600	4	4.4032	0.4525	0.1478	0.136	3.52E+00	3.62E-01	1.18E-01	1.09E-01	9.78E-04	1.01E-04	3.28E-05	3.02E-05
600	700	3	4.4032	0.4525	0.1478	0.136	2.64E+00	2.72E-01	8.87E-02	8.16E-02	7.34E-04	7.54E-05	2.46E-05	2.27E-05
700	800	3	4.4032	0.4525	0.1478	0.136	2.64E+00	2.72E-01	8.87E-02	8.16E-02	7.34E-04	7.54E-05	2.46E-05	2.27E-05
800	900	3	4.4032	0.4525	0.1478	0.136	2.64E+00	2.72E-01	8.87E-02	8.16E-02	7.34E-04	7.54E-05	2.46E-05	2.27E-05
900	1000	3	4.4032	0.4525	0.1478	0.136	2.64E+00	2.72E-01	8.87E-02	8.16E-02	7.34E-04	7.54E-05	2.46E-05	2.27E-05
1000	1100	3	4.4032	0.4525	0.1478	0.136	2.64E+00	2.72E-01	8.87E-02	8.16E-02	7.34E-04	7.54E-05	2.46E-05	2.27E-05
1100	1200	3	4.4032	0.4525	0.1478	0.136	2.64E+00	2.72E-01	8.87E-02	8.16E-02	7.34E-04	7.54E-05	2.46E-05	2.27E-05
1200	1300	3	4.4032	0.4525	0.1478	0.136	2.64E+00	2.72E-01	8.87E-02	8.16E-02	7.34E-04	7.54E-05	2.46E-05	2.27E-05
1300	1400	2	4.4032	0.4525	0.1478	0.136	1.76E+00	1.81E-01	5.91E-02	5.44E-02	4.89E-04	5.03E-05	1.64E-05	1.51E-05
1400	1500	2	4.4032	0.4525	0.1478	0.136	1.76E+00	1.81E-01	5.91E-02	5.44E-02	4.89E-04	5.03E-05	1.64E-05	1.51E-05
1500	1600	2	4.4032	0.4525	0.1478	0.136	1.76E+00	1.81E-01	5.91E-02	5.44E-02	4.89E-04	5.03E-05	1.64E-05	1.51E-05
1600	1700	2	4.4032	0.4525	0.1478	0.136	1.76E+00	1.81E-01	5.91E-02	5.44E-02	4.89E-04	5.03E-05	1.64E-05	1.51E-05
1700	1800	2	4.4032	0.4525	0.1478	0.136	1.76E+00	1.81E-01	5.91E-02	5.44E-02	4.89E-04	5.03E-05	1.64E-05	1.51E-05
1800	1900	2	4.4032	0.4525	0.1478	0.136	1.76E+00	1.81E-01	5.91E-02	5.44E-02	4.89E-04	5.03E-05	1.64E-05	1.51E-05
1900	2000	2	4.4032	0.4525	0.1478	0.136	1.76E+00	1.81E-01	5.91E-02	5.44E-02	4.89E-04	5.03E-05	1.64E-05	1.51E-05
2000	2100	2	4.4032	0.4525	0.1478	0.136	1.76E+00	1.81E-01	5.91E-02	5.44E-02	4.89E-04	5.03E-05	1.64E-05	1.51E-05
2100	2200	2	4.4032	0.4525	0.1478	0.136	1.76E+00	1.81E-01	5.91E-02	5.44E-02	4.89E-04	5.03E-05	1.64E-05	1.51E-05
2200	2300	2	4.4032	0.4525	0.1478	0.136	1.76E+00	1.81E-01	5.91E-02	5.44E-02	4.89E-04	5.03E-05	1.64E-05	1.51E-05
2300	2400	2	4.4032	0.4525	0.1478	0.136	1.76E+00	1.81E-01	5.91E-02	5.44E-02	4.89E-04	5.03E-05	1.64E-05	1.51E-05

PART 2 - Start Emission (only for Terminating Buses)

Start Emission Factor Extracted from EMFAC (g/trip)

	5	10	20	30	40	50	60	120	180	240	300	360	420	480	540	600	660	720
Res. NOx	0.2519	0.4534	0.6046	0.8564	1.0579	1.4105	2.0654	2.5692	3.7782	4.9368	5.5414	6.5489	7.2038	7.5564	7.7579	7.9594	8.0602	8.0602
NO2	0.027	0.0486	0.0648	0.0919	0.1135	0.1513	0.2216	0.2756	0.4053	0.5296	0.5944	0.7025	0.7727	0.8106	0.8322	0.8538	0.8646	0.8646
RSP	0	0	0	0	0	0	0	0	0	0	0	0	0	0	0	0	0	0
FSP	0	0	0	0	0	0	0	0	0	0	0	0	0	0	0	0	0	0

Calculations (only applicable for Terminating Buses)

Start Hour	End Hour	Total #	Terminating Ratio	Terminating #	Number of Trips																		Start Emission (g)			
					5	10	20	30	40	50	60	120	180	240	300	360	420	480	540	600	660	720	Res. NOx	NO_2	RSP	FSP
0	100	1	0.83	*0.83*	0	0	0	*0.83*	0	0	0	0	0	0	0	0	0	0	0	0	0	0	7.14E-01	7.66E-02	0	0
100	200	0	0.00	*0.00*	0	0	0	*0.00*	0	0	0	0	0	0	0	0	0	0	0	0	0	0	0.00E+00	0.00E+00	0	0
200	300	0	0.00	*0.00*	0	0	0	*0.00*	0	0	0	0	0	0	0	0	0	0	0	0	0	0	0.00E+00	0.00E+00	0	0
300	400	0	0.00	*0.00*	0	0	0	*0.00*	0	0	0	0	0	0	0	0	0	0	0	0	0	0	0.00E+00	0.00E+00	0	0
400	500	0	0.00	*0.00*	0	0	0	*0.00*	0	0	0	0	0	0	0	0	0	0	0	0	0	0	0.00E+00	0.00E+00	0	0
500	600	4	1.00	*4.00*	0	0	0	*4.00*	0	0	0	0	0	0	0	0	0	0	0	0	0	0	3.43E+00	3.68E-01	0	0
600	700	3	0.69	*2.08*	0	0	0	*2.08*	0	0	0	0	0	0	0	0	0	0	0	0	0	0	1.78E+00	1.91E-01	0	0
700	800	3	0.53	*1.58*	0	0	0	*1.58*	0	0	0	0	0	0	0	0	0	0	0	0	0	0	1.36E+00	1.46E-01	0	0
800	900	3	0.75	*2.25*	0	0	0	*2.25*	0	0	0	0	0	0	0	0	0	0	0	0	0	0	1.93E+00	2.07E-01	0	0
900	1000	3	0.72	*2.16*	0	0	0	*2.16*	0	0	0	0	0	0	0	0	0	0	0	0	0	0	1.85E+00	1.99E-01	0	0
1000	1100	3	0.75	*2.25*	0	0	0	*2.25*	0	0	0	0	0	0	0	0	0	0	0	0	0	0	1.93E+00	2.07E-01	0	0
1100	1200	3	0.75	*2.25*	0	0	0	*2.25*	0	0	0	0	0	0	0	0	0	0	0	0	0	0	1.93E+00	2.07E-01	0	0
1200	1300	3	0.75	*2.25*	0	0	0	*2.25*	0	0	0	0	0	0	0	0	0	0	0	0	0	0	1.93E+00	2.07E-01	0	0
1300	1400	2	0.75	*1.50*	0	0	0	*1.50*	0	0	0	0	0	0	0	0	0	0	0	0	0	0	1.28E+00	1.38E-01	0	0
1400	1500	2	0.75	*1.50*	0	0	0	*1.50*	0	0	0	0	0	0	0	0	0	0	0	0	0	0	1.28E+00	1.38E-01	0	0
1500	1600	2	0.67	*1.33*	0	0	0	*1.33*	0	0	0	0	0	0	0	0	0	0	0	0	0	0	1.14E+00	1.23E-01	0	0
1600	1700	2	0.69	*1.38*	0	0	0	*1.38*	0	0	0	0	0	0	0	0	0	0	0	0	0	0	1.19E+00	1.27E-01	0	0
1700	1800	2	0.68	*1.36*	0	0	0	*1.36*	0	0	0	0	0	0	0	0	0	0	0	0	0	0	1.16E+00	1.25E-01	0	0
1800	1900	2	0.79	*1.58*	0	0	0	*1.58*	0	0	0	0	0	0	0	0	0	0	0	0	0	0	1.36E+00	1.46E-01	0	0
1900	2000	2	0.72	*1.44*	0	0	0	*1.44*	0	0	0	0	0	0	0	0	0	0	0	0	0	0	1.23E+00	1.32E-01	0	0
2000	2100	2	0.72	*1.44*	0	0	0	*1.44*	0	0	0	0	0	0	0	0	0	0	0	0	0	0	1.23E+00	1.32E-01	0	0
2100	2200	2	0.72	*1.44*	0	0	0	*1.44*	0	0	0	0	0	0	0	0	0	0	0	0	0	0	1.23E+00	1.32E-01	0	0
2200	2300	2	0.75	*1.50*	0	0	0	*1.50*	0	0	0	0	0	0	0	0	0	0	0	0	0	0	1.28E+00	1.38E-01	0	0
2300	2400	2	0.80	*1.60*	0	0	0	*1.60*	0	0	0	0	0	0	0	0	0	0	0	0	0	0	1.37E+00	1.47E-01	0	0

Remark: Number of trips were derived based on on-site observations at the PTIs and operators' published schedules.

*No bus park overnight at this PTI based on site observation.

PART 3 - Idling Emission (Terminating Buses)

Parameters

Idling Time for Terminating Buses = 2 min(s) *As On-Site observations

Calculations (only applicable for Terminating Buses) *Cold Idling = 60-720min; Hot idling = 5-50min. *Total Idling Emission = Cold Idling + Hot idling

Start Hour	End Hour	Trips (60-720min)	Cold Idling Emission Factor (g/min)				Cold Idling Emission (g)				Trips (5-50min)	Hot Idling Emission Factor (g/min)				Hot Idling Emission (g)				Total Idling Emission within PTI (g)				B: Total Idling Emission Rate within PTI (g/s)			
			Res. NOx	NO_2	RSP	FSP	Res. NOx	NO_2	RSP	FSP		Res. NOx	NO_2	RSP	FSP	Res. NOx	NO_2	RSP	FSP	Res. NOx	NO_2	RSP	FSP	Res. NOx	NO_2	RSP	FSP
0	100	0	1.26E+00	1.29E-01	8.78E-04	8.78E-04	0	0	0	0	0.83	9.95E-02	1.02E-02	8.78E-04	8.78E-04	1.66E-01	1.70E-02	1.46E-03	1.46E-03	1.66E-01	1.70E-02	1.46E-03	1.46E-03	4.61E-05	4.73E-06	4.06E-07	4.06E-07
100	200	0	1.26E+00	1.29E-01	8.78E-04	8.78E-04	0	0	0	0	0.00	9.95E-02	1.02E-02	8.78E-04	8.78E-04	0.00E+00	0.00E+00	0.00E+00	0.00E+00	0.00E+00	0.00E+00	0.00E+00	0.00E+00	0.00E+00	0.00E+00	0.00E+00	0.00E+00
200	300	0	1.26E+00	1.29E-01	8.78E-04	8.78E-04	0	0	0	0	0.00	9.95E-02	1.02E-02	8.78E-04	8.78E-04	0.00E+00	0.00E+00	0.00E+00	0.00E+00	0.00E+00	0.00E+00	0.00E+00	0.00E+00	0.00E+00	0.00E+00	0.00E+00	0.00E+00
300	400	0	1.26E+00	1.29E-01	8.78E-04	8.78E-04	0	0	0	0	0.00	9.95E-02	1.02E-02	8.78E-04	8.78E-04	0.00E+00	0.00E+00	0.00E+00	0.00E+00	0.00E+00	0.00E+00	0.00E+00	0.00E+00	0.00E+00	0.00E+00	0.00E+00	0.00E+00
400	500	0	1.26E+00	1.29E-01	8.78E-04	8.78E-04	0	0	0	0	0.00	9.95E-02	1.02E-02	8.78E-04	8.78E-04	0.00E+00	0.00E+00	0.00E+00	0.00E+00	0.00E+00	0.00E+00	0.00E+00	0.00E+00	0.00E+00	0.00E+00	0.00E+00	0.00E+00
500	600	0	1.26E+00	1.29E-01	8.78E-04	8.78E-04	0	0	0	0	4.00	9.95E-02	1.02E-02	8.78E-04	8.78E-04	7.96E-01	8.18E-02	7.02E-03	7.02E-03	7.96E-01	8.18E-02	7.02E-03	7.02E-03	2.21E-04	2.27E-05	1.95E-06	1.95E-06
600	700	0	1.26E+00	1.29E-01	8.78E-04	8.78E-04	0	0	0	0	2.08	9.95E-02	1.02E-02	8.78E-04	8.78E-04	4.13E-01	4.25E-02	3.65E-03	3.65E-03	4.13E-01	4.25E-02	3.65E-03	3.65E-03	1.15E-04	1.18E-05	1.01E-06	1.01E-06
700	800	0	1.26E+00	1.29E-01	8.78E-04	8.78E-04	0	0	0	0	1.58	9.95E-02	1.02E-02	8.78E-04	8.78E-04	3.15E-01	3.24E-02	2.78E-03	2.78E-03	3.15E-01	3.24E-02	2.78E-03	2.78E-03	8.75E-05	8.99E-06	7.72E-07	7.72E-07
800	900	0	1.26E+00	1.29E-01	8.78E-04	8.78E-04	0	0	0	0	2.25	9.95E-02	1.02E-02	8.78E-04	8.78E-04	4.48E-01	4.60E-02	3.95E-03	3.95E-03	4.48E-01	4.60E-02	3.95E-03	3.95E-03	1.24E-04	1.28E-05	1.10E-06	1.10E-06
900	1000	0	1.26E+00	1.29E-01	8.78E-04	8.78E-04	0	0	0	0	2.16	9.95E-02	1.02E-02	8.78E-04	8.78E-04	4.30E-01	4.42E-02	3.79E-03	3.79E-03	4.30E-01	4.42E-02	3.79E-03	3.79E-03	1.19E-04	1.23E-05	1.05E-06	1.05E-06
1000	1100	0	1.26E+00	1.29E-01	8.78E-04	8.78E-04	0	0	0	0	2.25	9.95E-02	1.02E-02	8.78E-04	8.78E-04	4.48E-01	4.60E-02	3.95E-03	3.95E-03	4.48E-01	4.60E-02	3.95E-03	3.95E-03	1.24E-04	1.28E-05	1.10E-06	1.10E-06
1100	1200	0	1.26E+00	1.29E-01	8.78E-04	8.78E-04	0	0	0	0	2.25	9.95E-02	1.02E-02	8.78E-04	8.78E-04	4.48E-01	4.60E-02	3.95E-03	3.95E-03	4.48E-01	4.60E-02	3.95E-03	3.95E-03	1.24E-04	1.28E-05	1.10E-06	1.10E-06
1200	1300	0	1.26E+00	1.29E-01	8.78E-04	8.78E-04	0	0	0	0	2.25	9.95E-02	1.02E-02	8.78E-04	8.78E-04	4.48E-01	4.60E-02	3.95E-03	3.95E-03	4.48E-01	4.60E-02	3.95E-03	3.95E-03	1.24E-04	1.28E-05	1.10E-06	1.10E-06
1300	1400	0	1.26E+00	1.29E-01	8.78E-04	8.78E-04	0	0	0	0	1.50	9.95E-02	1.02E-02	8.78E-04	8.78E-04	2.98E-01	3.07E-02	2.63E-03	2.63E-03	2.98E-01	3.07E-02	2.63E-03	2.63E-03	8.29E-05	8.52E-06	7.32E-07	7.32E-07
1400	1500	0	1.26E+00	1.29E-01	8.78E-04	8.78E-04	0	0	0	0	1.50	9.95E-02	1.02E-02	8.78E-04	8.78E-04	2.98E-01	3.07E-02	2.63E-03	2.63E-03	2.98E-01	3.07E-02	2.63E-03	2.63E-03	8.29E-05	8.52E-06	7.32E-07	7.32E-07
1500	1600	0	1.26E+00	1.29E-01	8.78E-04	8.78E-04	0	0	0	0	1.33	9.95E-02	1.02E-02	8.78E-04	8.78E-04	2.65E-01	2.73E-02	2.34E-03	2.34E-03	2.65E-01	2.73E-02	2.34E-03	2.34E-03	7.37E-05	7.57E-06	6.50E-07	6.50E-07
1600	1700	0	1.26E+00	1.29E-01	8.78E-04	8.78E-04	0	0	0	0	1.38	9.95E-02	1.02E-02	8.78E-04	8.78E-04	2.75E-01	2.83E-02	2.43E-03	2.43E-03	2.75E-01	2.83E-02	2.43E-03	2.43E-03	7.65E-05	7.86E-06	6.75E-07	6.75E-07
1700	1800	0	1.26E+00	1.29E-01	8.78E-04	8.78E-04	0	0	0	0	1.36	9.95E-02	1.02E-02	8.78E-04	8.78E-04	2.70E-01	2.77E-02	2.38E-03	2.38E-03	2.70E-01	2.77E-02	2.38E-03	2.38E-03	7.50E-05	7.71E-06	6.62E-07	6.62E-07
1800	1900	0	1.26E+00	1.29E-01	8.78E-04	8.78E-04	0	0	0	0	1.58	9.95E-02	1.02E-02	8.78E-04	8.78E-04	3.15E-01	3.24E-02	2.78E-03	2.78E-03	3.15E-01	3.24E-02	2.78E-03	2.78E-03	8.75E-05	8.99E-06	7.72E-07	7.72E-07
1900	2000	0	1.26E+00	1.29E-01	8.78E-04	8.78E-04	0	0	0	0	1.44	9.95E-02	1.02E-02	8.78E-04	8.78E-04	2.86E-01	2.94E-02	2.53E-03	2.53E-03	2.86E-01	2.94E-02	2.53E-03	2.53E-03	7.96E-05	8.18E-06	7.02E-07	7.02E-07
2000	2100	0	1.26E+00	1.29E-01	8.78E-04	8.78E-04	0	0	0	0	1.44	9.95E-02	1.02E-02	8.78E-04	8.78E-04	2.86E-01	2.94E-02	2.53E-03	2.53E-03	2.86E-01	2.94E-02	2.53E-03	2.53E-03	7.96E-05	8.18E-06	7.02E-07	7.02E-07
2100	2200	0	1.26E+00	1.29E-01	8.78E-04	8.78E-04	0	0	0	0	1.44	9.95E-02	1.02E-02	8.78E-04	8.78E-04	2.86E-01	2.94E-02	2.53E-03	2.53E-03	2.86E-01	2.94E-02	2.53E-03	2.53E-03	7.96E-05	8.18E-06	7.02E-07	7.02E-07
2200	2300	0	1.26E+00	1.29E-01	8.78E-04	8.78E-04	0	0	0	0	1.50	9.95E-02	1.02E-02	8.78E-04	8.78E-04	2.98E-01	3.07E-02	2.63E-03	2.63E-03	2.98E-01	3.07E-02	2.63E-03	2.63E-03	8.29E-05	8.52E-06	7.32E-07	7.32E-07
2300	2400	0	1.26E+00	1.29E-01	8.78E-04	8.78E-04	0	0	0	0	1.60	9.95E-02	1.02E-02	8.78E-04	8.78E-04	3.18E-01	3.27E-02	2.81E-03	2.81E-03	3.18E-01	3.27E-02	2.81E-03	2.81E-03	8.84E-05	9.09E-06	7.80E-07	7.80E-07

Parameters

Maximum Duration for adjusting Start Emission = 1 min(s) *As per EPD Guidleine

Travelling Distance from Start Point to PTI Egress = 100 m (Section 2)

Travelling Distance from PTI Egress to Open Road = 600 m (Section 3) * (Section 2)+(Section 3) = 700m Spread Distance as per EPD Guideline

Calculations for Adjusted Start Emission

Start Hour	End Hour	Emission for Adjusting Start Emission (g)				Adjusted Start Emission Within PTI (Section 2) (g)				C: Adjusted Start Emission Rate Within PTI (Section 2) (g/s)				Adjusted Start Emission Outside PTI (Section 3) (g)				E: Adjusted Start Emission Outside PTI (Section 3) (g/s)			
		Res. NOx	NO_2	RSP	FSP	Res. NOx	NO_2	RSP	FSP	Res. NOx	NO_2	RSP	FSP	Res. NOx	NO_2	RSP	FSP	Res. NOx	NO_2	RSP	FSP
0	100	8.29E-02	8.52E-03	7.32E-04	7.32E-04	9.01E-02	9.72E-03	0	0	2.50E-05	2.70E-06	0	0	5.41E-01	5.83E-02	0	0	1.50E-04	1.62E-05	0	0
100	200	0.00E+00	0.00E+00	0.00E+00	0.00E+00	0.00E+00	0.00E+00	0	0	0.00E+00	0.00E+00	0	0	0.00E+00	0.00E+00	0	0	0.00E+00	0.00E+00	0	0
200	300	0.00E+00	0.00E+00	0.00E+00	0.00E+00	0.00E+00	0.00E+00	0	0	0.00E+00	0.00E+00	0	0	0.00E+00	0.00E+00	0	0	0.00E+00	0.00E+00	0	0
300	400	0.00E+00	0.00E+00	0.00E+00	0.00E+00	0.00E+00	0.00E+00	0	0	0.00E+00	0.00E+00	0	0	0.00E+00	0.00E+00	0	0	0.00E+00	0.00E+00	0	0
400	500	0.00E+00	0.00E+00	0.00E+00	0.00E+00	0.00E+00	0.00E+00	0	0	0.00E+00	0.00E+00	0	0	0.00E+00	0.00E+00	0	0	0.00E+00	0.00E+00	0	0
500	600	3.98E-01	4.09E-02	3.51E-03	3.51E-03	4.33E-01	4.67E-02	0	0	1.20E-04	1.30E-05	0	0	2.60E+00	2.80E-01	0	0	7.21E-04	7.78E-05	0	0
600	700	2.07E-01	2.12E-02	1.82E-03	1.82E-03	2.25E-01	2.42E-02	0	0	6.24E-05	6.73E-06	0	0	1.35E+00	1.45E-01	0	0	3.74E-04	4.04E-05	0	0
700	800	1.58E-01	1.62E-02	1.39E-03	1.39E-03	1.71E-01	1.85E-02	0	0	4.76E-05	5.13E-06	0	0	1.03E+00	1.11E-01	0	0	2.85E-04	3.08E-05	0	0
800	900	2.24E-01	2.30E-02	1.98E-03	1.98E-03	2.43E-01	2.63E-02	0	0	6.76E-05	7.29E-06	0	0	1.46E+00	1.58E-01	0	0	4.05E-04	4.38E-05	0	0
900	1000	2.15E-01	2.21E-02	1.90E-03	1.90E-03	2.34E-01	2.52E-02	0	0	6.49E-05	7.00E-06	0	0	1.40E+00	1.51E-01	0	0	3.89E-04	4.20E-05	0	0
1000	1100	2.24E-01	2.30E-02	1.98E-03	1.98E-03	2.43E-01	2.63E-02	0	0	6.76E-05	7.29E-06	0	0	1.46E+00	1.58E-01	0	0	4.05E-04	4.38E-05	0	0
1100	1200	2.24E-01	2.30E-02	1.98E-03	1.98E-03	2.43E-01	2.63E-02	0	0	6.76E-05	7.29E-06	0	0	1.46E+00	1.58E-01	0	0	4.05E-04	4.38E-05	0	0
1200	1300	2.24E-01	2.30E-02	1.98E-03	1.98E-03	2.43E-01	2.63E-02	0	0	6.76E-05	7.29E-06	0	0	1.46E+00	1.58E-01	0	0	4.05E-04	4.38E-05	0	0
1300	1400	1.49E-01	1.53E-02	1.32E-03	1.32E-03	1.62E-01	1.75E-02	0	0	4.51E-05	4.86E-06	0	0	9.73E-01	1.05E-01	0	0	2.70E-04	2.92E-05	0	0
1400	1500	1.49E-01	1.53E-02	1.32E-03	1.32E-03	1.62E-01	1.75E-02	0	0	4.51E-05	4.86E-06	0	0	9.73E-01	1.05E-01	0	0	2.70E-04	2.92E-05	0	0
1500	1600	1.33E-01	1.36E-02	1.17E-03	1.17E-03	1.44E-01	1.56E-02	0	0	4.00E-05	4.32E-06	0	0	8.65E-01	9.33E-02	0	0	2.40E-04	2.59E-05	0	0
1600	1700	1.38E-01	1.42E-02	1.22E-03	1.22E-03	1.50E-01	1.62E-02	0	0	4.16E-05	4.49E-06	0	0	8.98E-01	9.69E-02	0	0	2.50E-04	2.69E-05	0	0
1700	1800	1.35E-01	1.39E-02	1.19E-03	1.19E-03	1.47E-01	1.58E-02	0	0	4.08E-05	4.40E-06	0	0	8.81E-01	9.50E-02	0	0	2.45E-04	2.64E-05	0	0
1800	1900	1.58E-01	1.62E-02	1.39E-03	1.39E-03	1.71E-01	1.85E-02	0	0	4.76E-05	5.13E-06	0	0	1.03E+00	1.11E-01	0	0	2.85E-04	3.08E-05	0	0
1900	2000	1.43E-01	1.47E-02	1.26E-03	1.26E-03	1.56E-01	1.68E-02	0	0	4.33E-05	4.67E-06	0	0	9.34E-01	1.01E-01	0	0	2.60E-04	2.80E-05	0	0
2000	2100	1.43E-01	1.47E-02	1.26E-03	1.26E-03	1.56E-01	1.68E-02	0	0	4.33E-05	4.67E-06	0	0	9.34E-01	1.01E-01	0	0	2.60E-04	2.80E-05	0	0
2100	2200	1.43E-01	1.47E-02	1.26E-03	1.26E-03	1.56E-01	1.68E-02	0	0	4.33E-05	4.67E-06	0	0	9.34E-01	1.01E-01	0	0	2.60E-04	2.80E-05	0	0
2200	2300	1.49E-01	1.53E-02	1.32E-03	1.32E-03	1.62E-01	1.75E-02	0	0	4.51E-05	4.86E-06	0	0	9.73E-01	1.05E-01	0	0	2.70E-04	2.92E-05	0	0
2300	2400	1.59E-01	1.64E-02	1.40E-03	1.40E-03	1.73E-01	1.87E-02	0	0	4.81E-05	5.19E-06	0	0	1.04E+00	1.12E-01	0	0	2.88E-04	3.11E-05	0	0

PART 4 - Idling Emission (Bypass Buses)

Parameters

Idling Time for Bypass Buses = 2 min(s) *As On-Site observations

Calculations (only applicable for Bypass Buses) *Only Hot idling occur

Start Hour	End Hour	Total #	Bypass Ratio	Bypass #	Hot Idling Emission Factor (g/min) Res. NOx	NO_2	RSP	FSP	Hot Idling Emission (g) Res. NOx	NO_2	RSP	FSP	D Hot Idling Emission Rate within PTI (g/s) Res. NOx	NO_2	RSP	FSP
0	100	1	0.17	*0.17*	9.95E-02	1.02E-02	8.78E-04	8.78E-04	3.32E-02	3.41E-03	2.93E-04	2.93E-04	9.21E-06	9.47E-07	8.13E-08	8.13E-08
100	200	0	1.00	*0.00*	9.95E-02	1.02E-02	8.78E-04	8.78E-04	0.00E+00	0.00E+00	0.00E+00	0.00E+00	0.00E+00	0.00E+00	0.00E+00	0.00E+00
200	300	0	1.00	*0.00*	9.95E-02	1.02E-02	8.78E-04	8.78E-04	0.00E+00	0.00E+00	0.00E+00	0.00E+00	0.00E+00	0.00E+00	0.00E+00	0.00E+00
300	400	0	0.00	*0.00*	9.95E-02	1.02E-02	8.78E-04	8.78E-04	0.00E+00	0.00E+00	0.00E+00	0.00E+00	0.00E+00	0.00E+00	0.00E+00	0.00E+00
400	500	0	0.00	*0.00*	9.95E-02	1.02E-02	8.78E-04	8.78E-04	0.00E+00	0.00E+00	0.00E+00	0.00E+00	0.00E+00	0.00E+00	0.00E+00	0.00E+00
500	600	4	0.00	*0.00*	9.95E-02	1.02E-02	8.78E-04	8.78E-04	0.00E+00	0.00E+00	0.00E+00	0.00E+00	0.00E+00	0.00E+00	0.00E+00	0.00E+00
600	700	3	0.31	*0.92*	9.95E-02	1.02E-02	8.78E-04	8.78E-04	1.84E-01	1.89E-02	1.62E-03	1.62E-03	5.10E-05	5.24E-06	4.50E-07	4.50E-07
700	800	3	0.47	*1.42*	9.95E-02	1.02E-02	8.78E-04	8.78E-04	2.82E-01	2.90E-02	2.49E-03	2.49E-03	7.83E-05	8.05E-06	6.91E-07	6.91E-07
800	900	3	0.25	*0.75*	9.95E-02	1.02E-02	8.78E-04	8.78E-04	1.49E-01	1.53E-02	1.32E-03	1.32E-03	4.14E-05	4.26E-06	3.66E-07	3.66E-07
900	1000	3	0.28	*0.84*	9.95E-02	1.02E-02	8.78E-04	8.78E-04	1.67E-01	1.72E-02	1.47E-03	1.47E-03	4.64E-05	4.77E-06	4.10E-07	4.10E-07
1000	1100	3	0.25	*0.75*	9.95E-02	1.02E-02	8.78E-04	8.78E-04	1.49E-01	1.53E-02	1.32E-03	1.32E-03	4.14E-05	4.26E-06	3.66E-07	3.66E-07
1100	1200	3	0.25	*0.75*	9.95E-02	1.02E-02	8.78E-04	8.78E-04	1.49E-01	1.53E-02	1.32E-03	1.32E-03	4.14E-05	4.26E-06	3.66E-07	3.66E-07
1200	1300	3	0.25	*0.75*	9.95E-02	1.02E-02	8.78E-04	8.78E-04	1.49E-01	1.53E-02	1.32E-03	1.32E-03	4.14E-05	4.26E-06	3.66E-07	3.66E-07
1300	1400	2	0.25	*0.50*	9.95E-02	1.02E-02	8.78E-04	8.78E-04	9.95E-02	1.02E-02	8.78E-04	8.78E-04	2.76E-05	2.84E-06	2.44E-07	2.44E-07
1400	1500	2	0.25	*0.50*	9.95E-02	1.02E-02	8.78E-04	8.78E-04	9.95E-02	1.02E-02	8.78E-04	8.78E-04	2.76E-05	2.84E-06	2.44E-07	2.44E-07
1500	1600	2	0.33	*0.67*	9.95E-02	1.02E-02	8.78E-04	8.78E-04	1.33E-01	1.36E-02	1.17E-03	1.17E-03	3.68E-05	3.79E-06	3.25E-07	3.25E-07
1600	1700	2	0.31	*0.62*	9.95E-02	1.02E-02	8.78E-04	8.78E-04	1.22E-01	1.26E-02	1.08E-03	1.08E-03	3.40E-05	3.49E-06	3.00E-07	3.00E-07
1700	1800	2	0.32	*0.64*	9.95E-02	1.02E-02	8.78E-04	8.78E-04	1.28E-01	1.31E-02	1.13E-03	1.13E-03	3.55E-05	3.65E-06	3.14E-07	3.14E-07
1800	1900	2	0.21	*0.42*	9.95E-02	1.02E-02	8.78E-04	8.78E-04	8.29E-02	8.52E-03	7.32E-04	7.32E-04	2.30E-05	2.37E-06	2.03E-07	2.03E-07
1900	2000	2	0.28	*0.56*	9.95E-02	1.02E-02	8.78E-04	8.78E-04	1.11E-01	1.14E-02	9.83E-04	9.83E-04	3.09E-05	3.18E-06	2.73E-07	2.73E-07
2000	2100	2	0.28	*0.56*	9.95E-02	1.02E-02	8.78E-04	8.78E-04	1.11E-01	1.14E-02	9.83E-04	9.83E-04	3.09E-05	3.18E-06	2.73E-07	2.73E-07
2100	2200	2	0.28	*0.56*	9.95E-02	1.02E-02	8.78E-04	8.78E-04	1.11E-01	1.14E-02	9.83E-04	9.83E-04	3.09E-05	3.18E-06	2.73E-07	2.73E-07
2200	2300	2	0.25	*0.50*	9.95E-02	1.02E-02	8.78E-04	8.78E-04	9.95E-02	1.02E-02	8.78E-04	8.78E-04	2.76E-05	2.84E-06	2.44E-07	2.44E-07
2300	2400	2	0.20	*0.40*	9.95E-02	1.02E-02	8.78E-04	8.78E-04	7.96E-02	8.18E-03	7.02E-04	7.02E-04	2.21E-05	2.27E-06	1.95E-07	1.95E-07

PART 5 - Sum up all above parts

Calculations

Start Hour	End Hour	Within PTI Calc: A+B+C+D — Within PTI (Section 1 + Section 2) Total Emission Rate (g/s) Res. NOx	NO_2	RSP	FSP	E: Spread distance (Section 3) — Outside PTI (to Ching Hiu Road Westbound) Total #	Total Emission Rate (g/s) Res. NOx	NO_2	RSP	FSP	E: Spread distance (Section 3) — Outside PTI (to Ching Hiu Road Eastbound) Total #	Total Emission Rate (g/s) Res. NOx	NO_2	RSP	FSP
0	100	3.25E-04	3.35E-05	8.70E-06	8.04E-06	*0.33*	6.01E-05	6.48E-06	0	0	*0.50*	9.01E-05	9.72E-06	0	0
100	200	0.00E+00	0.00E+00	0.00E+00	0.00E+00	*0.00*	0.00E+00	0.00E+00	0	0	*0.00*	0.00E+00	0.00E+00	0	0
200	300	0.00E+00	0.00E+00	0.00E+00	0.00E+00	*0.00*	0.00E+00	0.00E+00	0	0	*0.00*	0.00E+00	0.00E+00	0	0
300	400	0.00E+00	0.00E+00	0.00E+00	0.00E+00	*0.00*	0.00E+00	0.00E+00	0	0	*0.00*	0.00E+00	0.00E+00	0	0
400	500	0.00E+00	0.00E+00	0.00E+00	0.00E+00	*0.00*	0.00E+00	0.00E+00	0	0	*0.00*	0.00E+00	0.00E+00	0	0
500	600	1.32E-03	1.36E-04	3.48E-05	3.22E-05	*1.00*	1.80E-04	1.94E-05	0	0	*3.00*	5.41E-04	5.83E-05	0	0
600	700	9.62E-04	9.92E-05	2.61E-05	2.41E-05	*0.46*	8.32E-05	8.98E-06	0	0	*1.62*	2.91E-04	3.14E-05	0	0
700	800	9.47E-04	9.76E-05	2.61E-05	2.41E-05	*0.33*	6.01E-05	6.48E-06	0	0	*1.25*	2.25E-04	2.43E-05	0	0
800	900	9.67E-04	9.97E-05	2.61E-05	2.41E-05	*0.50*	9.01E-05	9.72E-06	0	0	*1.75*	3.15E-04	3.40E-05	0	0
900	1000	9.65E-04	9.95E-05	2.61E-05	2.41E-05	*0.48*	8.65E-05	9.33E-06	0	0	*1.68*	3.03E-04	3.27E-05	0	0
1000	1100	9.67E-04	9.97E-05	2.61E-05	2.41E-05	*0.50*	9.01E-05	9.72E-06	0	0	*1.75*	3.15E-04	3.40E-05	0	0
1100	1200	9.67E-04	9.97E-05	2.61E-05	2.41E-05	*0.50*	9.01E-05	9.72E-06	0	0	*1.75*	3.15E-04	3.40E-05	0	0
1200	1300	9.67E-04	9.97E-05	2.61E-05	2.41E-05	*0.50*	9.01E-05	9.72E-06	0	0	*1.75*	3.15E-04	3.40E-05	0	0
1300	1400	6.45E-04	6.65E-05	1.74E-05	1.61E-05	*0.33*	6.01E-05	6.48E-06	0	0	*1.17*	2.10E-04	2.27E-05	0	0
1400	1500	6.45E-04	6.65E-05	1.74E-05	1.61E-05	*0.33*	6.01E-05	6.48E-06	0	0	*1.17*	2.10E-04	2.27E-05	0	0
1500	1600	6.40E-04	6.60E-05	1.74E-05	1.61E-05	*0.30*	5.34E-05	5.76E-06	0	0	*1.04*	1.87E-04	2.02E-05	0	0
1600	1700	6.41E-04	6.61E-05	1.74E-05	1.61E-05	*0.31*	5.55E-05	5.98E-06	0	0	*1.08*	1.94E-04	2.09E-05	0	0
1700	1800	6.41E-04	6.60E-05	1.74E-05	1.61E-05	*0.29*	5.15E-05	5.56E-06	0	0	*1.07*	1.93E-04	2.08E-05	0	0
1800	1900	6.47E-04	6.68E-05	1.74E-05	1.61E-05	*0.33*	6.01E-05	6.48E-06	0	0	*1.25*	2.25E-04	2.43E-05	0	0
1900	2000	6.43E-04	6.63E-05	1.74E-05	1.61E-05	*0.32*	5.77E-05	6.22E-06	0	0	*1.12*	2.02E-04	2.18E-05	0	0
2000	2100	6.43E-04	6.63E-05	1.74E-05	1.61E-05	*0.32*	5.77E-05	6.22E-06	0	0	*1.12*	2.02E-04	2.18E-05	0	0
2100	2200	6.43E-04	6.63E-05	1.74E-05	1.61E-05	*0.32*	5.77E-05	6.22E-06	0	0	*1.12*	2.02E-04	2.18E-05	0	0
2200	2300	6.45E-04	6.65E-05	1.74E-05	1.61E-05	*0.33*	6.01E-05	6.48E-06	0	0	*1.17*	2.10E-04	2.27E-05	0	0
2300	2400	6.48E-04	6.68E-05	1.74E-05	1.61E-05	*0.40*	7.21E-05	7.78E-06	0	0	*1.20*	2.16E-04	2.33E-05	0	0

Start Hour	End Hour	Hourly Profile Ratio (0800-0900 as Baseline) Res. NOx	NO_2	RSP	FSP	Hourly Profile Ratio (0800-0900 as Baseline) Res. NOx	NO_2	RSP	FSP	Hourly Profile Ratio (0800-0900 as Baseline) Res. NOx	NO_2	RSP	FSP
0	100	0.3359	0.3360	0.3333	0.3333	0.6667	0.6667	0	0	0.2857	0.2857	0	0
100	200	0.0000	0.0000	0.0000	0.0000	0.0000	0.0000	0	0	0.0000	0.0000	0	0
200	300	0.0000	0.0000	0.0000	0.0000	0.0000	0.0000	0	0	0.0000	0.0000	0	0
300	400	0.0000	0.0000	0.0000	0.0000	0.0000	0.0000	0	0	0.0000	0.0000	0	0
400	500	0.0000	0.0000	0.0000	0.0000	0.0000	0.0000	0	0	0.0000	0.0000	0	0
500	600	1.3644	1.3658	1.3333	1.3333	2.0000	2.0000	0	0	1.7143	1.7143	0	0
600	700	0.9946	0.9944	1.0000	1.0000	0.9231	0.9231	0	0	0.9231	0.9231	0	0
700	800	0.9793	0.9783	1.0000	1.0000	0.6667	0.6667	0	0	0.7143	0.7143	0	0
800	900	1.0000	1.0000	1.0000	1.0000	1.0000	1.0000	0	0	1.0000	1.0000	0	0
900	1000	0.9972	0.9971	1.0000	1.0000	0.9600	0.9600	0	0	0.9600	0.9600	0	0
1000	1100	1.0000	1.0000	1.0000	1.0000	1.0000	1.0000	0	0	1.0000	1.0000	0	0
1100	1200	1.0000	1.0000	1.0000	1.0000	1.0000	1.0000	0	0	1.0000	1.0000	0	0
1200	1300	1.0000	1.0000	1.0000	1.0000	1.0000	1.0000	0	0	1.0000	1.0000	0	0
1300	1400	0.6667	0.6667	0.6667	0.6667	0.6667	0.6667	0	0	0.6667	0.6667	0	0
1400	1500	0.6667	0.6667	0.6667	0.6667	0.6667	0.6667	0	0	0.6667	0.6667	0	0
1500	1600	0.6615	0.6613	0.6667	0.6667	0.5926	0.5926	0	0	0.5926	0.5926	0	0
1600	1700	0.6631	0.6629	0.6667	0.6667	0.6154	0.6154	0	0	0.6154	0.6154	0	0
1700	1800	0.6622	0.6620	0.6667	0.6667	0.5714	0.5714	0	0	0.6122	0.6122	0	0
1800	1900	0.6693	0.6694	0.6667	0.6667	0.6667	0.6667	0	0	0.7143	0.7143	0	0
1900	2000	0.6648	0.6647	0.6667	0.6667	0.6400	0.6400	0	0	0.6400	0.6400	0	0
2000	2100	0.6648	0.6647	0.6667	0.6667	0.6400	0.6400	0	0	0.6400	0.6400	0	0
2100	2200	0.6648	0.6647	0.6667	0.6667	0.6400	0.6400	0	0	0.6400	0.6400	0	0
2200	2300	0.6667	0.6667	0.6667	0.6667	0.6667	0.6667	0	0	0.6667	0.6667	0	0
2300	2400	0.6698	0.6699	0.6667	0.6667	0.8000	0.8000	0	0	0.6857	0.6857	0	0

Ching Ho Estate PTI

PTI Type: Open Area

Assessment Vehicle: PLB
Fuel: DIESEL

PART 1 - Running Emission

Parameters

Average Travelling Distance from PTI Ingress to Start Point =	100	m	(Section 1 - Ingress)
Average Travelling Distance from Start Point to PTI Egress =	100	m	(Section 2 - Egress)
Total Travelling Distance in PTI	0.200	km	(1km=1000m)
Travelling Speed =	10	kph	

Population Ratio Extracted from EMFAC

Diesel %	LPG %
72.68%	27.32%

Calculations (Input) — A

Start Hour	End Hour	Total	Total (in Fuel Type)	Within PTI (Section 1)+(Section 2)											
				Running Emission Factor (g/km·vehicle)				Running Emission Within PTI (g)				Running Emission Rate Within PTI (g/s)			
				Res. NOx	NO_2	RSP	FSP	Res. NOx	NO_2	RSP	FSP	Res. NOx	NO_2	RSP	FSP
0	100	0	*0.00*	0.8328	0.3238	0.067	0.0617	0.00E+00	0.00E+00	0.00E+00	0.00E+00	0.00E+00	0.00E+00	0.00E+00	0.00E+00
100	200	0	*0.00*	0.8328	0.3238	0.067	0.0617	0.00E+00	0.00E+00	0.00E+00	0.00E+00	0.00E+00	0.00E+00	0.00E+00	0.00E+00
200	300	0	*0.00*	0.8328	0.3238	0.067	0.0617	0.00E+00	0.00E+00	0.00E+00	0.00E+00	0.00E+00	0.00E+00	0.00E+00	0.00E+00
300	400	0	*0.00*	0.8328	0.3238	0.067	0.0617	0.00E+00	0.00E+00	0.00E+00	0.00E+00	0.00E+00	0.00E+00	0.00E+00	0.00E+00
400	500	0	*0.00*	0.8328	0.3238	0.067	0.0617	0.00E+00	0.00E+00	0.00E+00	0.00E+00	0.00E+00	0.00E+00	0.00E+00	0.00E+00
500	600	0	*0.00*	0.8328	0.3238	0.067	0.0617	0.00E+00	0.00E+00	0.00E+00	0.00E+00	0.00E+00	0.00E+00	0.00E+00	0.00E+00
600	700	7	*5.09*	0.8328	0.3238	0.067	0.0617	8.47E-01	3.29E-01	6.82E-02	6.28E-02	2.35E-04	9.15E-05	1.89E-05	1.74E-05
700	800	8	*5.81*	0.8328	0.3238	0.067	0.0617	9.68E-01	3.77E-01	7.79E-02	7.17E-02	2.69E-04	1.05E-04	2.16E-05	1.99E-05
800	900	8	*5.81*	0.8328	0.3238	0.067	0.0617	9.68E-01	3.77E-01	7.79E-02	7.17E-02	2.69E-04	1.05E-04	2.16E-05	1.99E-05
900	1000	8	*5.81*	0.8328	0.3238	0.067	0.0617	9.68E-01	3.77E-01	7.79E-02	7.17E-02	2.69E-04	1.05E-04	2.16E-05	1.99E-05
1000	1100	8	*5.81*	0.8328	0.3238	0.067	0.0617	9.68E-01	3.77E-01	7.79E-02	7.17E-02	2.69E-04	1.05E-04	2.16E-05	1.99E-05
1100	1200	8	*5.81*	0.8328	0.3238	0.067	0.0617	9.68E-01	3.77E-01	7.79E-02	7.17E-02	2.69E-04	1.05E-04	2.16E-05	1.99E-05
1200	1300	8	*5.81*	0.8328	0.3238	0.067	0.0617	9.68E-01	3.77E-01	7.79E-02	7.17E-02	2.69E-04	1.05E-04	2.16E-05	1.99E-05
1300	1400	6	*4.36*	0.8328	0.3238	0.067	0.0617	7.26E-01	2.82E-01	5.84E-02	5.38E-02	2.02E-04	7.84E-05	1.62E-05	1.49E-05
1400	1500	5	*3.63*	0.8328	0.3238	0.067	0.0617	6.05E-01	2.35E-01	4.87E-02	4.48E-02	1.68E-04	6.54E-05	1.35E-05	1.25E-05
1500	1600	6	*4.36*	0.8328	0.3238	0.067	0.0617	7.26E-01	2.82E-01	5.84E-02	5.38E-02	2.02E-04	7.84E-05	1.62E-05	1.49E-05
1600	1700	6	*4.36*	0.8328	0.3238	0.067	0.0617	7.26E-01	2.82E-01	5.84E-02	5.38E-02	2.02E-04	7.84E-05	1.62E-05	1.49E-05
1700	1800	5	*3.63*	0.8328	0.3238	0.067	0.0617	6.05E-01	2.35E-01	4.87E-02	4.48E-02	1.68E-04	6.54E-05	1.35E-05	1.25E-05
1800	1900	6	*4.36*	0.8328	0.3238	0.067	0.0617	7.26E-01	2.82E-01	5.84E-02	5.38E-02	2.02E-04	7.84E-05	1.62E-05	1.49E-05
1900	2000	6	*4.36*	0.8328	0.3238	0.067	0.0617	7.26E-01	2.82E-01	5.84E-02	5.38E-02	2.02E-04	7.84E-05	1.62E-05	1.49E-05
2000	2100	6	*4.36*	0.8328	0.3238	0.067	0.0617	7.26E-01	2.82E-01	5.84E-02	5.38E-02	2.02E-04	7.84E-05	1.62E-05	1.49E-05
2100	2200	6	*4.36*	0.8328	0.3238	0.067	0.0617	7.26E-01	2.82E-01	5.84E-02	5.38E-02	2.02E-04	7.84E-05	1.62E-05	1.49E-05
2200	2300	6	*4.36*	0.8328	0.3238	0.067	0.0617	7.26E-01	2.82E-01	5.84E-02	5.38E-02	2.02E-04	7.84E-05	1.62E-05	1.49E-05
2300	2400	0	*0.00*	0.8328	0.3238	0.067	0.0617	0.00E+00	0.00E+00	0.00E+00	0.00E+00	0.00E+00	0.00E+00	0.00E+00	0.00E+00

PART 2 - Start Emission

Start Emission Factor Extracted from EMFAC (g/trip)

	5	10	20	30	40	50	60	120	180	240	300	360	420	480	540	600	660	720
Res. NOx	0.0407	0.0734	0.0979	0.1386	0.1712	0.2283	0.3343	0.4158	0.6114	0.799	0.8968	1.0598	1.1658	1.2229	1.2555	1.2882	1.3044	1.3044
NO2	0.0159	0.0285	0.038	0.0539	0.0666	0.0888	0.13	0.1617	0.2378	0.3107	0.3488	0.4122	0.4534	0.4756	0.4883	0.5009	0.5073	0.5073
RSP	0	0	0	0	0	0	0	0	0	0	0	0	0	0	0	0	0	0
FSP	0	0	0	0	0	0	0	0	0	0	0	0	0	0	0	0	0	0

Calculations

Start Hour	End Hour	Total in Fuel #	Number of Trips 5	10	20	30	40	50	60	120	180	240	300	360	420	480	540	600	660	720	Start Emission (g) Res. NOx	NO_2	RSP	FSP
0	100	*0.00*	0	0	*0.00*	0	0	0	0	0	0	0	0	0	0	0	0	0	0	0	0.00E+00	0.00E+00	0	0
100	200	*0.00*	0	0	*0.00*	0	0	0	0	0	0	0	0	0	0	0	0	0	0	0	0.00E+00	0.00E+00	0	0
200	300	*0.00*	0	0	*0.00*	0	0	0	0	0	0	0	0	0	0	0	0	0	0	0	0.00E+00	0.00E+00	0	0
300	400	*0.00*	0	0	*0.00*	0	0	0	0	0	0	0	0	0	0	0	0	0	0	0	0.00E+00	0.00E+00	0	0
400	500	*0.00*	0	0	*0.00*	0	0	0	0	0	0	0	0	0	0	0	0	0	0	0	0.00E+00	0.00E+00	0	0
500	600	*0.00*	0	0	*0.00*	0	0	0	0	0	0	0	0	0	0	0	0	0	0	0	0.00E+00	0.00E+00	0	0
600	700	*5.09*	0	0	*0.00*	0	0	0	0	0	0	0	0	0	*5.09*	0	0	0	0	0	5.93E+00	2.31E+00	0	0
700	800	*5.81*	0	0	*5.81*	0	0	0	0	0	0	0	0	0	0	0	0	0	0	0	5.69E-01	2.21E-01	0	0
800	900	*5.81*	0	0	*5.81*	0	0	0	0	0	0	0	0	0	0	0	0	0	0	0	5.69E-01	2.21E-01	0	0
900	1000	*5.81*	0	0	*5.81*	0	0	0	0	0	0	0	0	0	0	0	0	0	0	0	5.69E-01	2.21E-01	0	0
1000	1100	*5.81*	0	0	*5.81*	0	0	0	0	0	0	0	0	0	0	0	0	0	0	0	5.69E-01	2.21E-01	0	0
1100	1200	*5.81*	0	0	*5.81*	0	0	0	0	0	0	0	0	0	0	0	0	0	0	0	5.69E-01	2.21E-01	0	0
1200	1300	*5.81*	0	0	*5.81*	0	0	0	0	0	0	0	0	0	0	0	0	0	0	0	5.69E-01	2.21E-01	0	0
1300	1400	*4.36*	0	0	*4.36*	0	0	0	0	0	0	0	0	0	0	0	0	0	0	0	4.27E-01	1.66E-01	0	0
1400	1500	*3.63*	0	0	*3.63*	0	0	0	0	0	0	0	0	0	0	0	0	0	0	0	3.56E-01	1.38E-01	0	0
1500	1600	*4.36*	0	0	*4.36*	0	0	0	0	0	0	0	0	0	0	0	0	0	0	0	4.27E-01	1.66E-01	0	0
1600	1700	*4.36*	0	0	*4.36*	0	0	0	0	0	0	0	0	0	0	0	0	0	0	0	4.27E-01	1.66E-01	0	0
1700	1800	*3.63*	0	0	*3.63*	0	0	0	0	0	0	0	0	0	0	0	0	0	0	0	3.56E-01	1.38E-01	0	0
1800	1900	*4.36*	0	0	*4.36*	0	0	0	0	0	0	0	0	0	0	0	0	0	0	0	4.27E-01	1.66E-01	0	0
1900	2000	*4.36*	0	0	*4.36*	0	0	0	0	0	0	0	0	0	0	0	0	0	0	0	4.27E-01	1.66E-01	0	0
2000	2100	*4.36*	0	0	*4.36*	0	0	0	0	0	0	0	0	0	0	0	0	0	0	0	4.27E-01	1.66E-01	0	0
2100	2200	*4.36*	0	0	*4.36*	0	0	0	0	0	0	0	0	0	0	0	0	0	0	0	4.27E-01	1.66E-01	0	0
2200	2300	*4.36*	0	0	*4.36*	0	0	0	0	0	0	0	0	0	0	0	0	0	0	0	4.27E-01	1.66E-01	0	0
2300	2400	*0.00*	0	0	*0.00*	0	0	0	0	0	0	0	0	0	0	0	0	0	0	0	0.00E+00	0.00E+00	0	0

Remark: Number of trips were derived based on on-site observations at the PTIs and operators' published schedules.

PART 3 - Idling Emission

Parameters

Idling Time = 2 min(s) *As On-Site observations

Calculations *Cold Idling = 60-720min; Hot idling = 5-50min. *Total Idling Emission = Cold Idling + Hot idling

Start Hour	End Hour	Trips (60-720min)	Cold Idling Emission Factor (g/min)				Cold Idling Emission (g)				Trips (5-50min)	Hot Idling Emission Factor (g/min)				Hot Idling Emission (g)				Total Idling Emission within PTI (g)				B: Total Idling Emission Rate within PTI (g/s)			
			Res. NOx	NO_2	RSP	FSP	Res. NOx	NO_2	RSP	FSP		Res. NOx	NO_2	RSP	FSP	Res. NOx	NO_2	RSP	FSP	Res. NOx	NO_2	RSP	FSP	Res. NOx	NO_2	RSP	FSP
0	100	0	4.32E-02	1.68E-02	4.33E-04	4.33E-04	0	0	0	0	0.00	2.62E-02	1.02E-02	4.33E-04	4.33E-04	0.00E+00	0.00E+00	0.00E+00	0.00E+00	0.00E+00	0.00E+00	0.00E+00	0.00E+00	0.00E+00	0.00E+00	0.00E+00	0.00E+00
100	200	0	4.32E-02	1.68E-02	4.33E-04	4.33E-04	0	0	0	0	0.00	2.62E-02	1.02E-02	4.33E-04	4.33E-04	0.00E+00	0.00E+00	0.00E+00	0.00E+00	0.00E+00	0.00E+00	0.00E+00	0.00E+00	0.00E+00	0.00E+00	0.00E+00	0.00E+00
200	300	0	4.32E-02	1.68E-02	4.33E-04	4.33E-04	0	0	0	0	0.00	2.62E-02	1.02E-02	4.33E-04	4.33E-04	0.00E+00	0.00E+00	0.00E+00	0.00E+00	0.00E+00	0.00E+00	0.00E+00	0.00E+00	0.00E+00	0.00E+00	0.00E+00	0.00E+00
300	400	0	4.32E-02	1.68E-02	4.33E-04	4.33E-04	0	0	0	0	0.00	2.62E-02	1.02E-02	4.33E-04	4.33E-04	0.00E+00	0.00E+00	0.00E+00	0.00E+00	0.00E+00	0.00E+00	0.00E+00	0.00E+00	0.00E+00	0.00E+00	0.00E+00	0.00E+00
400	500	0	4.32E-02	1.68E-02	4.33E-04	4.33E-04	0	0	0	0	0.00	2.62E-02	1.02E-02	4.33E-04	4.33E-04	0.00E+00	0.00E+00	0.00E+00	0.00E+00	0.00E+00	0.00E+00	0.00E+00	0.00E+00	0.00E+00	0.00E+00	0.00E+00	0.00E+00
500	600	0	4.32E-02	1.68E-02	4.33E-04	4.33E-04	0	0	0	0	0.00	2.62E-02	1.02E-02	4.33E-04	4.33E-04	0.00E+00	0.00E+00	0.00E+00	0.00E+00	0.00E+00	0.00E+00	0.00E+00	0.00E+00	0.00E+00	0.00E+00	0.00E+00	0.00E+00
600	700	5.09	4.32E-02	1.68E-02	4.33E-04	4.33E-04	4.40E-01	1.71E-01	4.41E-03	4.41E-03	0.00	2.62E-02	1.02E-02	4.33E-04	4.33E-04	0.00E+00	0.00E+00	0.00E+00	0.00E+00	4.40E-01	1.71E-01	4.41E-03	4.41E-03	1.22E-04	4.75E-05	1.22E-06	1.22E-06
700	800	0	4.32E-02	1.68E-02	4.33E-04	4.33E-04	0	0	0	0	5.81	2.62E-02	1.02E-02	4.33E-04	4.33E-04	3.05E-01	1.19E-01	5.04E-03	5.04E-03	3.05E-01	1.19E-01	5.04E-03	5.04E-03	8.48E-05	3.30E-05	1.40E-06	1.40E-06
800	900	0	4.32E-02	1.68E-02	4.33E-04	4.33E-04	0	0	0	0	5.81	2.62E-02	1.02E-02	4.33E-04	4.33E-04	3.05E-01	1.19E-01	5.04E-03	5.04E-03	3.05E-01	1.19E-01	5.04E-03	5.04E-03	8.48E-05	3.30E-05	1.40E-06	1.40E-06
900	1000	0	4.32E-02	1.68E-02	4.33E-04	4.33E-04	0	0	0	0	5.81	2.62E-02	1.02E-02	4.33E-04	4.33E-04	3.05E-01	1.19E-01	5.04E-03	5.04E-03	3.05E-01	1.19E-01	5.04E-03	5.04E-03	8.48E-05	3.30E-05	1.40E-06	1.40E-06
1000	1100	0	4.32E-02	1.68E-02	4.33E-04	4.33E-04	0	0	0	0	5.81	2.62E-02	1.02E-02	4.33E-04	4.33E-04	3.05E-01	1.19E-01	5.04E-03	5.04E-03	3.05E-01	1.19E-01	5.04E-03	5.04E-03	8.48E-05	3.30E-05	1.40E-06	1.40E-06
1100	1200	0	4.32E-02	1.68E-02	4.33E-04	4.33E-04	0	0	0	0	5.81	2.62E-02	1.02E-02	4.33E-04	4.33E-04	3.05E-01	1.19E-01	5.04E-03	5.04E-03	3.05E-01	1.19E-01	5.04E-03	5.04E-03	8.48E-05	3.30E-05	1.40E-06	1.40E-06
1200	1300	0	4.32E-02	1.68E-02	4.33E-04	4.33E-04	0	0	0	0	5.81	2.62E-02	1.02E-02	4.33E-04	4.33E-04	3.05E-01	1.19E-01	5.04E-03	5.04E-03	3.05E-01	1.19E-01	5.04E-03	5.04E-03	8.48E-05	3.30E-05	1.40E-06	1.40E-06
1300	1400	0	4.32E-02	1.68E-02	4.33E-04	4.33E-04	0	0	0	0	4.36	2.62E-02	1.02E-02	4.33E-04	4.33E-04	2.29E-01	8.90E-02	3.78E-03	3.78E-03	2.29E-01	8.90E-02	3.78E-03	3.78E-03	6.36E-05	2.47E-05	1.05E-06	1.05E-06
1400	1500	0	4.32E-02	1.68E-02	4.33E-04	4.33E-04	0	0	0	0	3.63	2.62E-02	1.02E-02	4.33E-04	4.33E-04	1.91E-01	7.42E-02	3.15E-03	3.15E-03	1.91E-01	7.42E-02	3.15E-03	3.15E-03	5.30E-05	2.06E-05	8.75E-07	8.75E-07
1500	1600	0	4.32E-02	1.68E-02	4.33E-04	4.33E-04	0	0	0	0	4.36	2.62E-02	1.02E-02	4.33E-04	4.33E-04	2.29E-01	8.90E-02	3.78E-03	3.78E-03	2.29E-01	8.90E-02	3.78E-03	3.78E-03	6.36E-05	2.47E-05	1.05E-06	1.05E-06
1600	1700	0	4.32E-02	1.68E-02	4.33E-04	4.33E-04	0	0	0	0	4.36	2.62E-02	1.02E-02	4.33E-04	4.33E-04	2.29E-01	8.90E-02	3.78E-03	3.78E-03	2.29E-01	8.90E-02	3.78E-03	3.78E-03	6.36E-05	2.47E-05	1.05E-06	1.05E-06
1700	1800	0	4.32E-02	1.68E-02	4.33E-04	4.33E-04	0	0	0	0	3.63	2.62E-02	1.02E-02	4.33E-04	4.33E-04	1.91E-01	7.42E-02	3.15E-03	3.15E-03	1.91E-01	7.42E-02	3.15E-03	3.15E-03	5.30E-05	2.06E-05	8.75E-07	8.75E-07
1800	1900	0	4.32E-02	1.68E-02	4.33E-04	4.33E-04	0	0	0	0	4.36	2.62E-02	1.02E-02	4.33E-04	4.33E-04	2.29E-01	8.90E-02	3.78E-03	3.78E-03	2.29E-01	8.90E-02	3.78E-03	3.78E-03	6.36E-05	2.47E-05	1.05E-06	1.05E-06
1900	2000	0	4.32E-02	1.68E-02	4.33E-04	4.33E-04	0	0	0	0	4.36	2.62E-02	1.02E-02	4.33E-04	4.33E-04	2.29E-01	8.90E-02	3.78E-03	3.78E-03	2.29E-01	8.90E-02	3.78E-03	3.78E-03	6.36E-05	2.47E-05	1.05E-06	1.05E-06
2000	2100	0	4.32E-02	1.68E-02	4.33E-04	4.33E-04	0	0	0	0	4.36	2.62E-02	1.02E-02	4.33E-04	4.33E-04	2.29E-01	8.90E-02	3.78E-03	3.78E-03	2.29E-01	8.90E-02	3.78E-03	3.78E-03	6.36E-05	2.47E-05	1.05E-06	1.05E-06
2100	2200	0	4.32E-02	1.68E-02	4.33E-04	4.33E-04	0	0	0	0	4.36	2.62E-02	1.02E-02	4.33E-04	4.33E-04	2.29E-01	8.90E-02	3.78E-03	3.78E-03	2.29E-01	8.90E-02	3.78E-03	3.78E-03	6.36E-05	2.47E-05	1.05E-06	1.05E-06
2200	2300	0	4.32E-02	1.68E-02	4.33E-04	4.33E-04	0	0	0	0	0.00	2.62E-02	1.02E-02	4.33E-04	4.33E-04	0.00E+00	0.00E+00	0.00E+00	0.00E+00	0.00E+00	0.00E+00	0.00E+00	0.00E+00	0.00E+00	0.00E+00	0.00E+00	0.00E+00
2300	2400	0	4.32E-02	1.68E-02	4.33E-04	4.33E-04	0	0	0	0																	

Parameters

Maximum Duration for adjusting Start Emission = 1 min(s) *As per EPD Guidleine

Travelling Distance from Start Point to PTI Egress = 100 m (Section 2)

Travelling Distance from PTI Egress to Open Road = 600 m (Section 3) * (Section 2)+(Section 3) = 700m Spread Distance as per EPD Guideline

Calculations for Adjusted Start Emission

Start Hour	End Hour	Emission for Adjusting Start Emission (g)				C: Adjusted Start Emission Within PTI (Section 2) (g)				C: Adjusted Start Emission Rate Within PTI (Section 2) (g/s)				Adjusted Start Emission Outside PTI (Section 3) (g)				E: Adjusted Start Emission Rate Outside PTI (Section 3) (g/s)			
		Res. NOx	NO_2	RSP	FSP	Res. NOx	NO_2	RSP	FSP	Res. NOx	NO_2	RSP	FSP	Res. NOx	NO_2	RSP	FSP	Res. NOx	NO_2	RSP	FSP
0	100	0.00E+00	0.00E+00	0.00E+00	0.00E+00	0.00E+00	0.00E+00	0	0	0.00E+00	0.00E+00	0	0	0.00E+00	0.00E+00	0	0	0.00E+00	0.00E+00	0	0
100	200	0.00E+00	0.00E+00	0.00E+00	0.00E+00	0.00E+00	0.00E+00	0	0	0.00E+00	0.00E+00	0	0	0.00E+00	0.00E+00	0	0	0.00E+00	0.00E+00	0	0
200	300	0.00E+00	0.00E+00	0.00E+00	0.00E+00	0.00E+00	0.00E+00	0	0	0.00E+00	0.00E+00	0	0	0.00E+00	0.00E+00	0	0	0.00E+00	0.00E+00	0	0
300	400	0.00E+00	0.00E+00	0.00E+00	0.00E+00	0.00E+00	0.00E+00	0	0	0.00E+00	0.00E+00	0	0	0.00E+00	0.00E+00	0	0	0.00E+00	0.00E+00	0	0
400	500	0.00E+00	0.00E+00	0.00E+00	0.00E+00	0.00E+00	0.00E+00	0	0	0.00E+00	0.00E+00	0	0	0.00E+00	0.00E+00	0	0	0.00E+00	0.00E+00	0	0
500	600	0.00E+00	0.00E+00	0.00E+00	0.00E+00	0.00E+00	0.00E+00	0	0	0.00E+00	0.00E+00	0	0	0.00E+00	0.00E+00	0	0	0.00E+00	0.00E+00	0	0
600	700	2.20E-01	8.55E-02	2.20E-03	2.20E-03	8.16E-01	3.17E-01	0	0	2.27E-04	8.81E-05	0	0	4.90E+00	1.90E+00	0	0	1.36E-03	5.29E-04	0	0
700	800	1.53E-01	5.93E-02	2.52E-03	2.52E-03	5.95E-02	2.31E-02	0	0	1.65E-05	6.41E-06	0	0	3.57E-01	1.39E-01	0	0	9.92E-05	3.85E-05	0	0
800	900	1.53E-01	5.93E-02	2.52E-03	2.52E-03	5.95E-02	2.31E-02	0	0	1.65E-05	6.41E-06	0	0	3.57E-01	1.39E-01	0	0	9.92E-05	3.85E-05	0	0
900	1000	1.53E-01	5.93E-02	2.52E-03	2.52E-03	5.95E-02	2.31E-02	0	0	1.65E-05	6.41E-06	0	0	3.57E-01	1.39E-01	0	0	9.92E-05	3.85E-05	0	0
1000	1100	1.53E-01	5.93E-02	2.52E-03	2.52E-03	5.95E-02	2.31E-02	0	0	1.65E-05	6.41E-06	0	0	3.57E-01	1.39E-01	0	0	9.92E-05	3.85E-05	0	0
1100	1200	1.53E-01	5.93E-02	2.52E-03	2.52E-03	5.95E-02	2.31E-02	0	0	1.65E-05	6.41E-06	0	0	3.57E-01	1.39E-01	0	0	9.92E-05	3.85E-05	0	0
1200	1300	1.53E-01	5.93E-02	2.52E-03	2.52E-03	5.95E-02	2.31E-02	0	0	1.65E-05	6.41E-06	0	0	3.57E-01	1.39E-01	0	0	9.92E-05	3.85E-05	0	0
1300	1400	1.14E-01	4.45E-02	1.89E-03	1.89E-03	4.46E-02	1.73E-02	0	0	1.24E-05	4.81E-06	0	0	2.68E-01	1.04E-01	0	0	7.44E-05	2.89E-05	0	0
1400	1500	9.54E-02	3.71E-02	1.57E-03	1.57E-03	3.72E-02	1.44E-02	0	0	1.03E-05	4.01E-06	0	0	2.23E-01	8.66E-02	0	0	6.20E-05	2.40E-05	0	0
1500	1600	1.14E-01	4.45E-02	1.89E-03	1.89E-03	4.46E-02	1.73E-02	0	0	1.24E-05	4.81E-06	0	0	2.68E-01	1.04E-01	0	0	7.44E-05	2.89E-05	0	0
1600	1700	1.14E-01	4.45E-02	1.89E-03	1.89E-03	4.46E-02	1.73E-02	0	0	1.24E-05	4.81E-06	0	0	2.68E-01	1.04E-01	0	0	7.44E-05	2.89E-05	0	0
1700	1800	9.54E-02	3.71E-02	1.57E-03	1.57E-03	3.72E-02	1.44E-02	0	0	1.03E-05	4.01E-06	0	0	2.23E-01	8.66E-02	0	0	6.20E-05	2.40E-05	0	0
1800	1900	1.14E-01	4.45E-02	1.89E-03	1.89E-03	4.46E-02	1.73E-02	0	0	1.24E-05	4.81E-06	0	0	2.68E-01	1.04E-01	0	0	7.44E-05	2.89E-05	0	0
1900	2000	1.14E-01	4.45E-02	1.89E-03	1.89E-03	4.46E-02	1.73E-02	0	0	1.24E-05	4.81E-06	0	0	2.68E-01	1.04E-01	0	0	7.44E-05	2.89E-05	0	0
2000	2100	1.14E-01	4.45E-02	1.89E-03	1.89E-03	4.46E-02	1.73E-02	0	0	1.24E-05	4.81E-06	0	0	2.68E-01	1.04E-01	0	0	7.44E-05	2.89E-05	0	0
2100	2200	1.14E-01	4.45E-02	1.89E-03	1.89E-03	4.46E-02	1.73E-02	0	0	1.24E-05	4.81E-06	0	0	2.68E-01	1.04E-01	0	0	7.44E-05	2.89E-05	0	0
2200	2300	1.14E-01	4.45E-02	1.89E-03	1.89E-03	4.46E-02	1.73E-02	0	0	1.24E-05	4.81E-06	0	0	2.68E-01	1.04E-01	0	0	7.44E-05	2.89E-05	0	0
2300	2400	0.00E+00	0.00E+00	0.00E+00	0.00E+00	0.00E+00	0.00E+00	0	0	0.00E+00	0.00E+00	0	0	0.00E+00	0.00E+00	0	0	0.00E+00	0.00E+00	0	0

PART 4 - Sum up all above parts

Calculations

Start Hour	End Hour	Within PTI Calc: A+B+C				E: Spread distance (Section 3)			
		Within PTI (Section 1 + Section 2)				Outside PTI (to Ching Hiu Road Westbound)			
		Total Emission Rate (g/s)				Total Emission Rate (g/s)			
		Res. NOx	NO_2	RSP	FSP	Res. NOx	NO_2	RSP	FSP
0	100	0.00E+00	0.00E+00	0.00E+00	0.00E+00	0.00E+00	0.00E+00	0.00E+00	0.00E+00
100	200	0.00E+00	0.00E+00	0.00E+00	0.00E+00	0.00E+00	0.00E+00	0.00E+00	0.00E+00
200	300	0.00E+00	0.00E+00	0.00E+00	0.00E+00	0.00E+00	0.00E+00	0.00E+00	0.00E+00
300	400	0.00E+00	0.00E+00	0.00E+00	0.00E+00	0.00E+00	0.00E+00	0.00E+00	0.00E+00
400	500	0.00E+00	0.00E+00	0.00E+00	0.00E+00	0.00E+00	0.00E+00	0.00E+00	0.00E+00
500	600	0.00E+00	0.00E+00	0.00E+00	0.00E+00	0.00E+00	0.00E+00	0.00E+00	0.00E+00
600	700	5.84E-04	2.27E-04	2.02E-05	1.87E-05	1.36E-03	5.29E-04	0.00E+00	0.00E+00
700	800	3.70E-04	1.44E-04	2.30E-05	2.13E-05	9.92E-05	3.85E-05	0.00E+00	0.00E+00
800	900	3.70E-04	1.44E-04	2.30E-05	2.13E-05	9.92E-05	3.85E-05	0.00E+00	0.00E+00
900	1000	3.70E-04	1.44E-04	2.30E-05	2.13E-05	9.92E-05	3.85E-05	0.00E+00	0.00E+00
1000	1100	3.70E-04	1.44E-04	2.30E-05	2.13E-05	9.92E-05	3.85E-05	0.00E+00	0.00E+00
1100	1200	3.70E-04	1.44E-04	2.30E-05	2.13E-05	9.92E-05	3.85E-05	0.00E+00	0.00E+00
1200	1300	3.70E-04	1.44E-04	2.30E-05	2.13E-05	9.92E-05	3.85E-05	0.00E+00	0.00E+00
1300	1400	2.78E-04	1.08E-04	1.73E-05	1.60E-05	7.44E-05	2.89E-05	0.00E+00	0.00E+00
1400	1500	2.31E-04	9.00E-05	1.44E-05	1.33E-05	6.20E-05	2.40E-05	0.00E+00	0.00E+00
1500	1600	2.78E-04	1.08E-04	1.73E-05	1.60E-05	7.44E-05	2.89E-05	0.00E+00	0.00E+00
1600	1700	2.78E-04	1.08E-04	1.73E-05	1.60E-05	7.44E-05	2.89E-05	0.00E+00	0.00E+00
1700	1800	2.31E-04	9.00E-05	1.44E-05	1.33E-05	6.20E-05	2.40E-05	0.00E+00	0.00E+00
1800	1900	2.78E-04	1.08E-04	1.73E-05	1.60E-05	7.44E-05	2.89E-05	0.00E+00	0.00E+00
1900	2000	2.78E-04	1.08E-04	1.73E-05	1.60E-05	7.44E-05	2.89E-05	0.00E+00	0.00E+00
2000	2100	2.78E-04	1.08E-04	1.73E-05	1.60E-05	7.44E-05	2.89E-05	0.00E+00	0.00E+00
2100	2200	2.78E-04	1.08E-04	1.73E-05	1.60E-05	7.44E-05	2.89E-05	0.00E+00	0.00E+00
2200	2300	2.78E-04	1.08E-04	1.73E-05	1.60E-05	7.44E-05	2.89E-05	0.00E+00	0.00E+00
2300	2400	0.00E+00	0.00E+00	0.00E+00	0.00E+00	0.00E+00	0.00E+00	0.00E+00	0.00E+00

Start Hour	End Hour	Hourly Profile Ratio (0800-0900 as Baseline)				Hourly Profile Ratio (0800-0900 as Baseline)			
		Res. NOx	NO_2	RSP	FSP	Res. NOx	NO_2	RSP	FSP
0	100	0.0000	0.0000	0.0000	0.0000	0.0000	0.0000	0	0
100	200	0.0000	0.0000	0.0000	0.0000	0.0000	0.0000	0	0
200	300	0.0000	0.0000	0.0000	0.0000	0.0000	0.0000	0	0
300	400	0.0000	0.0000	0.0000	0.0000	0.0000	0.0000	0	0
400	500	0.0000	0.0000	0.0000	0.0000	0.0000	0.0000	0	0
500	600	0.0000	0.0000	0.0000	0.0000	0.0000	0.0000	0	0
600	700	1.5773	1.5777	0.8750	0.8750	13.7091	13.7449	0	0
700	800	1.0000	1.0000	1.0000	1.0000	1.0000	1.0000	0	0
800	900	1.0000	1.0000	1.0000	1.0000	1.0000	1.0000	0	0
900	1000	1.0000	1.0000	1.0000	1.0000	1.0000	1.0000	0	0
1000	1100	1.0000	1.0000	1.0000	1.0000	1.0000	1.0000	0	0
1100	1200	1.0000	1.0000	1.0000	1.0000	1.0000	1.0000	0	0
1200	1300	1.0000	1.0000	1.0000	1.0000	1.0000	1.0000	0	0
1300	1400	0.7500	0.7500	0.7500	0.7500	0.7500	0.7500	0	0
1400	1500	0.6250	0.6250	0.6250	0.6250	0.6250	0.6250	0	0
1500	1600	0.7500	0.7500	0.7500	0.7500	0.7500	0.7500	0	0
1600	1700	0.7500	0.7500	0.7500	0.7500	0.7500	0.7500	0	0
1700	1800	0.6250	0.6250	0.6250	0.6250	0.6250	0.6250	0	0
1800	1900	0.7500	0.7500	0.7500	0.7500	0.7500	0.7500	0	0
1900	2000	0.7500	0.7500	0.7500	0.7500	0.7500	0.7500	0	0
2000	2100	0.7500	0.7500	0.7500	0.7500	0.7500	0.7500	0	0
2100	2200	0.7500	0.7500	0.7500	0.7500	0.7500	0.7500	0	0
2200	2300	0.7500	0.7500	0.7500	0.7500	0.7500	0.7500	0	0
2300	2400	0.0000	0.0000	0.0000	0.0000	0.0000	0.0000	0	0

Ching Ho Estate PTI

PTI Type: Open Area

Assessment Vehicle: PLB
Fuel: LPG

PART 1 - Running Emission

Parameters

Average Travelling Distance from PTI Ingress to Start Point =	100	m	(Section 1 - Ingress)
Average Travelling Distance from Start Point to PTI Egress =	100	m	(Section 2 - Egress)
Total Travelling Distance in PTI	0.200	km	(1km=1000m)
Travelling Speed =	10	kph	

Population Ratio Extracted from EMFAC

Diesel %	LPG %
72.68%	27.32%

Calculations (Input)

Start Hour	End Hour	Total	Total (in Fuel Type)	Within PTI (Section 1)+(Section 2)								A			
				Running Emission Factor (g/km·vehicle)				Running Emission Within PTI (g)				Running Emission Rate Within PTI (g/s)			
				Res. NOx	NO_2	RSP	FSP	Res. NOx	NO_2	RSP	FSP	Res. NOx	NO_2	RSP	FSP
0	100	0	*0.00*	1.8922	0.0097	0	0	0.00E+00	0.00E+00	0	0	0.00E+00	0.00E+00	0	0
100	200	0	*0.00*	1.8922	0.0097	0	0	0.00E+00	0.00E+00	0	0	0.00E+00	0.00E+00	0	0
200	300	0	*0.00*	1.8922	0.0097	0	0	0.00E+00	0.00E+00	0	0	0.00E+00	0.00E+00	0	0
300	400	0	*0.00*	1.8922	0.0097	0	0	0.00E+00	0.00E+00	0	0	0.00E+00	0.00E+00	0	0
400	500	0	*0.00*	1.8922	0.0097	0	0	0.00E+00	0.00E+00	0	0	0.00E+00	0.00E+00	0	0
500	600	0	*0.00*	1.8922	0.0097	0	0	0.00E+00	0.00E+00	0	0	0.00E+00	0.00E+00	0	0
600	700	7	*1.91*	1.8922	0.0097	0	0	7.24E-01	3.71E-03	0	0	2.01E-04	1.03E-06	0	0
700	800	8	*2.19*	1.8922	0.0097	0	0	8.27E-01	4.24E-03	0	0	2.30E-04	1.18E-06	0	0
800	900	8	*2.19*	1.8922	0.0097	0	0	8.27E-01	4.24E-03	0	0	2.30E-04	1.18E-06	0	0
900	1000	8	*2.19*	1.8922	0.0097	0	0	8.27E-01	4.24E-03	0	0	2.30E-04	1.18E-06	0	0
1000	1100	8	*2.19*	1.8922	0.0097	0	0	8.27E-01	4.24E-03	0	0	2.30E-04	1.18E-06	0	0
1100	1200	8	*2.19*	1.8922	0.0097	0	0	8.27E-01	4.24E-03	0	0	2.30E-04	1.18E-06	0	0
1200	1300	8	*2.19*	1.8922	0.0097	0	0	8.27E-01	4.24E-03	0	0	2.30E-04	1.18E-06	0	0
1300	1400	6	*1.64*	1.8922	0.0097	0	0	6.20E-01	3.18E-03	0	0	1.72E-04	8.83E-07	0	0
1400	1500	5	*1.37*	1.8922	0.0097	0	0	5.17E-01	2.65E-03	0	0	1.44E-04	7.36E-07	0	0
1500	1600	6	*1.64*	1.8922	0.0097	0	0	6.20E-01	3.18E-03	0	0	1.72E-04	8.83E-07	0	0
1600	1700	6	*1.64*	1.8922	0.0097	0	0	6.20E-01	3.18E-03	0	0	1.72E-04	8.83E-07	0	0
1700	1800	5	*1.37*	1.8922	0.0097	0	0	5.17E-01	2.65E-03	0	0	1.44E-04	7.36E-07	0	0
1800	1900	6	*1.64*	1.8922	0.0097	0	0	6.20E-01	3.18E-03	0	0	1.72E-04	8.83E-07	0	0
1900	2000	6	*1.64*	1.8922	0.0097	0	0	6.20E-01	3.18E-03	0	0	1.72E-04	8.83E-07	0	0
2000	2100	6	*1.64*	1.8922	0.0097	0	0	6.20E-01	3.18E-03	0	0	1.72E-04	8.83E-07	0	0
2100	2200	6	*1.64*	1.8922	0.0097	0	0	6.20E-01	3.18E-03	0	0	1.72E-04	8.83E-07	0	0
2200	2300	6	*1.64*	1.8922	0.0097	0	0	6.20E-01	3.18E-03	0	0	1.72E-04	8.83E-07	0	0
2300	2400	0	*0.00*	1.8922	0.0097	0	0	0.00E+00	0.00E+00	0	0	0.00E+00	0.00E+00	0	0

PART 2 - Start Emission

Start Emission Factor Extracted from EMFAC (g/trip)

	5	10	20	30	40	50	60	120	180	240	300	360	420	480	540	600	660	720
Res. NOx	1.7468	2.632	4.1865	5.4533	6.4322	7.1233	7.5265	7.7293	7.7008	7.6575	7.5991	7.5257	7.4373	7.3339	7.2156	7.0822	6.9339	6.7705
NO2	0.009	0.0136	0.0216	0.0281	0.0331	0.0367	0.0388	0.0398	0.0397	0.0394	0.0391	0.0388	0.0383	0.0378	0.0372	0.0365	0.0357	0.0349
RSP	0	0	0	0	0	0	0	0	0	0	0	0	0	0	0	0	0	0
FSP	0	0	0	0	0	0	0	0	0	0	0	0	0	0	0	0	0	0

Calculations

Start Hour	End Hour	Total in Fuel #	Number of Trips 5	10	20	30	40	50	60	120	180	240	300	360	420	480	540	600	660	720	Start Emission (g) Res. NOx	NO_2	RSP	FSP
0	100	*0.00*	0	0	*0.00*	0	0	0	0	0	0	0	0	0	0	0	0	0	0	0	0.00E+00	0.00E+00	0	0
100	200	*0.00*	0	0	*0.00*	0	0	0	0	0	0	0	0	0	0	0	0	0	0	0	0.00E+00	0.00E+00	0	0
200	300	*0.00*	0	0	*0.00*	0	0	0	0	0	0	0	0	0	0	0	0	0	0	0	0.00E+00	0.00E+00	0	0
300	400	*0.00*	0	0	*0.00*	0	0	0	0	0	0	0	0	0	0	0	0	0	0	0	0.00E+00	0.00E+00	0	0
400	500	*0.00*	0	0	*0.00*	0	0	0	0	0	0	0	0	0	0	0	0	0	0	0	0.00E+00	0.00E+00	0	0
500	600	*0.00*	0	0	*0.00*	0	0	0	0	0	0	0	0	0	0	0	0	0	0	0	0.00E+00	0.00E+00	0	0
600	700	*1.91*	0	0	*0.00*	0	0	0	0	0	0	0	0	0	*1.91*	0	0	0	0	0	1.42E+01	7.33E-02	0	0
700	800	*2.19*	0	0	*2.19*	0	0	0	0	0	0	0	0	0	0	0	0	0	0	0	9.15E+00	4.72E-02	0	0
800	900	*2.19*	0	0	*2.19*	0	0	0	0	0	0	0	0	0	0	0	0	0	0	0	9.15E+00	4.72E-02	0	0
900	1000	*2.19*	0	0	*2.19*	0	0	0	0	0	0	0	0	0	0	0	0	0	0	0	9.15E+00	4.72E-02	0	0
1000	1100	*2.19*	0	0	*2.19*	0	0	0	0	0	0	0	0	0	0	0	0	0	0	0	9.15E+00	4.72E-02	0	0
1100	1200	*2.19*	0	0	*2.19*	0	0	0	0	0	0	0	0	0	0	0	0	0	0	0	9.15E+00	4.72E-02	0	0
1200	1300	*2.19*	0	0	*2.19*	0	0	0	0	0	0	0	0	0	0	0	0	0	0	0	9.15E+00	4.72E-02	0	0
1300	1400	*1.64*	0	0	*1.64*	0	0	0	0	0	0	0	0	0	0	0	0	0	0	0	6.86E+00	3.54E-02	0	0
1400	1500	*1.37*	0	0	*1.37*	0	0	0	0	0	0	0	0	0	0	0	0	0	0	0	5.72E+00	2.95E-02	0	0
1500	1600	*1.64*	0	0	*1.64*	0	0	0	0	0	0	0	0	0	0	0	0	0	0	0	6.86E+00	3.54E-02	0	0
1600	1700	*1.64*	0	0	*1.64*	0	0	0	0	0	0	0	0	0	0	0	0	0	0	0	6.86E+00	3.54E-02	0	0
1700	1800	*1.37*	0	0	*1.37*	0	0	0	0	0	0	0	0	0	0	0	0	0	0	0	5.72E+00	2.95E-02	0	0
1800	1900	*1.64*	0	0	*1.64*	0	0	0	0	0	0	0	0	0	0	0	0	0	0	0	6.86E+00	3.54E-02	0	0
1900	2000	*1.64*	0	0	*1.64*	0	0	0	0	0	0	0	0	0	0	0	0	0	0	0	6.86E+00	3.54E-02	0	0
2000	2100	*1.64*	0	0	*1.64*	0	0	0	0	0	0	0	0	0	0	0	0	0	0	0	6.86E+00	3.54E-02	0	0
2100	2200	*1.64*	0	0	*1.64*	0	0	0	0	0	0	0	0	0	0	0	0	0	0	0	6.86E+00	3.54E-02	0	0
2200	2300	*1.64*	0	0	*1.64*	0	0	0	0	0	0	0	0	0	0	0	0	0	0	0	6.86E+00	3.54E-02	0	0
2300	2400	*0.00*	0	0	*0.00*	0	0	0	0	0	0	0	0	0	0	0	0	0	0	0	0.00E+00	0.00E+00	0	0

Remark: Number of trips were derived based on on-site observations at the PTIs and operators' published schedules.

PART 3 - Idling Emission

Parameters

Idling Time = 2 min(s) *As On-Site observations

Calculations *Cold Idling = 240-720min; Hot idling = 5-180min. *Total Idling Emission = Cold Idling + Hot idling

Start Hour	End Hour	Trips (240-720min)	Cold Idling Emission Factor (g/min)				Cold Idling Emission (g)				Trips (5-180min)	Hot Idling Emission Factor (g/min)				Hot Idling Emission (g)				Total Idling Emission within PTI (g)				B: Total Idling Emission Rate within PTI (g/s)			
			Res. NOx	NO_2	RSP	FSP	Res. NOx	NO_2	RSP	FSP		Res. NOx	NO_2	RSP	FSP	Res. NOx	NO_2	RSP	FSP	Res. NOx	NO_2	RSP	FSP	Res. NOx	NO_2	RSP	FSP
0	100	0	2.46E-01	1.26E-03	6.16E-04	6.16E-04	0	0	0	0	0.00	3.20E-01	1.64E-03	6.16E-04	6.16E-04	0.00E+00	0.00E+00	0.00E+00	0.00E+00	0.00E+00	0.00E+00	0.00E+00	0.00E+00	0.00E+00	0.00E+00	0.00E+00	0.00E+00
100	200	0	2.46E-01	1.26E-03	6.16E-04	6.16E-04	0	0	0	0	0.00	3.20E-01	1.64E-03	6.16E-04	6.16E-04	0.00E+00	0.00E+00	0.00E+00	0.00E+00	0.00E+00	0.00E+00	0.00E+00	0.00E+00	0.00E+00	0.00E+00	0.00E+00	0.00E+00
200	300	0	2.46E-01	1.26E-03	6.16E-04	6.16E-04	0	0	0	0	0.00	3.20E-01	1.64E-03	6.16E-04	6.16E-04	0.00E+00	0.00E+00	0.00E+00	0.00E+00	0.00E+00	0.00E+00	0.00E+00	0.00E+00	0.00E+00	0.00E+00	0.00E+00	0.00E+00
300	400	0	2.46E-01	1.26E-03	6.16E-04	6.16E-04	0	0	0	0	0.00	3.20E-01	1.64E-03	6.16E-04	6.16E-04	0.00E+00	0.00E+00	0.00E+00	0.00E+00	0.00E+00	0.00E+00	0.00E+00	0.00E+00	0.00E+00	0.00E+00	0.00E+00	0.00E+00
400	500	0	2.46E-01	1.26E-03	6.16E-04	6.16E-04	0	0	0	0	0.00	3.20E-01	1.64E-03	6.16E-04	6.16E-04	0.00E+00	0.00E+00	0.00E+00	0.00E+00	0.00E+00	0.00E+00	0.00E+00	0.00E+00	0.00E+00	0.00E+00	0.00E+00	0.00E+00
500	600	0	2.46E-01	1.26E-03	6.16E-04	6.16E-04	0	0	0	0	0.00	3.20E-01	1.64E-03	6.16E-04	6.16E-04	0.00E+00	0.00E+00	0.00E+00	0.00E+00	0.00E+00	0.00E+00	0.00E+00	0.00E+00	0.00E+00	0.00E+00	0.00E+00	0.00E+00
600	700	1.91	2.46E-01	1.26E-03	6.16E-04	6.16E-04	9.41E-01	4.83E-03	2.35E-03	2.35E-03	0.00	3.20E-01	1.64E-03	6.16E-04	6.16E-04	0.00E+00	0.00E+00	0.00E+00	0.00E+00	9.41E-01	4.83E-03	2.35E-03	2.35E-03	2.61E-04	1.34E-06	6.54E-07	6.54E-07
700	800	0	2.46E-01	1.26E-03	6.16E-04	6.16E-04	0	0	0	0	2.19	3.20E-01	1.64E-03	6.16E-04	6.16E-04	1.40E+00	7.17E-03	2.69E-03	2.69E-03	1.40E+00	7.17E-03	2.69E-03	2.69E-03	3.88E-04	1.99E-06	7.48E-07	7.48E-07
800	900	0	2.46E-01	1.26E-03	6.16E-04	6.16E-04	0	0	0	0	2.19	3.20E-01	1.64E-03	6.16E-04	6.16E-04	1.40E+00	7.17E-03	2.69E-03	2.69E-03	1.40E+00	7.17E-03	2.69E-03	2.69E-03	3.88E-04	1.99E-06	7.48E-07	7.48E-07
900	1000	0	2.46E-01	1.26E-03	6.16E-04	6.16E-04	0	0	0	0	2.19	3.20E-01	1.64E-03	6.16E-04	6.16E-04	1.40E+00	7.17E-03	2.69E-03	2.69E-03	1.40E+00	7.17E-03	2.69E-03	2.69E-03	3.88E-04	1.99E-06	7.48E-07	7.48E-07
1000	1100	0	2.46E-01	1.26E-03	6.16E-04	6.16E-04	0	0	0	0	2.19	3.20E-01	1.64E-03	6.16E-04	6.16E-04	1.40E+00	7.17E-03	2.69E-03	2.69E-03	1.40E+00	7.17E-03	2.69E-03	2.69E-03	3.88E-04	1.99E-06	7.48E-07	7.48E-07
1100	1200	0	2.46E-01	1.26E-03	6.16E-04	6.16E-04	0	0	0	0	2.19	3.20E-01	1.64E-03	6.16E-04	6.16E-04	1.40E+00	7.17E-03	2.69E-03	2.69E-03	1.40E+00	7.17E-03	2.69E-03	2.69E-03	3.88E-04	1.99E-06	7.48E-07	7.48E-07
1200	1300	0	2.46E-01	1.26E-03	6.16E-04	6.16E-04	0	0	0	0	2.19	3.20E-01	1.64E-03	6.16E-04	6.16E-04	1.40E+00	7.17E-03	2.69E-03	2.69E-03	1.40E+00	7.17E-03	2.69E-03	2.69E-03	3.88E-04	1.99E-06	7.48E-07	7.48E-07
1300	1400	0	2.46E-01	1.26E-03	6.16E-04	6.16E-04	0	0	0	0	1.64	3.20E-01	1.64E-03	6.16E-04	6.16E-04	1.05E+00	5.38E-03	2.02E-03	2.02E-03	1.05E+00	5.38E-03	2.02E-03	2.02E-03	2.91E-04	1.49E-06	5.61E-07	5.61E-07
1400	1500	0	2.46E-01	1.26E-03	6.16E-04	6.16E-04	0	0	0	0	1.37	3.20E-01	1.64E-03	6.16E-04	6.16E-04	8.74E-01	4.48E-03	1.68E-03	1.68E-03	8.74E-01	4.48E-03	1.68E-03	1.68E-03	2.43E-04	1.24E-06	4.67E-07	4.67E-07
1500	1600	0	2.46E-01	1.26E-03	6.16E-04	6.16E-04	0	0	0	0	1.64	3.20E-01	1.64E-03	6.16E-04	6.16E-04	1.05E+00	5.38E-03	2.02E-03	2.02E-03	1.05E+00	5.38E-03	2.02E-03	2.02E-03	2.91E-04	1.49E-06	5.61E-07	5.61E-07
1600	1700	0	2.46E-01	1.26E-03	6.16E-04	6.16E-04	0	0	0	0	1.64	3.20E-01	1.64E-03	6.16E-04	6.16E-04	1.05E+00	5.38E-03	2.02E-03	2.02E-03	1.05E+00	5.38E-03	2.02E-03	2.02E-03	2.91E-04	1.49E-06	5.61E-07	5.61E-07
1700	1800	0	2.46E-01	1.26E-03	6.16E-04	6.16E-04	0	0	0	0	1.37	3.20E-01	1.64E-03	6.16E-04	6.16E-04	8.74E-01	4.48E-03	1.68E-03	1.68E-03	8.74E-01	4.48E-03	1.68E-03	1.68E-03	2.43E-04	1.24E-06	4.67E-07	4.67E-07
1800	1900	0	2.46E-01	1.26E-03	6.16E-04	6.16E-04	0	0	0	0	1.64	3.20E-01	1.64E-03	6.16E-04	6.16E-04	1.05E+00	5.38E-03	2.02E-03	2.02E-03	1.05E+00	5.38E-03	2.02E-03	2.02E-03	2.91E-04	1.49E-06	5.61E-07	5.61E-07
1900	2000	0	2.46E-01	1.26E-03	6.16E-04	6.16E-04	0	0	0	0	1.64	3.20E-01	1.64E-03	6.16E-04	6.16E-04	1.05E+00	5.38E-03	2.02E-03	2.02E-03	1.05E+00	5.38E-03	2.02E-03	2.02E-03	2.91E-04	1.49E-06	5.61E-07	5.61E-07
2000	2100	0	2.46E-01	1.26E-03	6.16E-04	6.16E-04	0	0	0	0	1.64	3.20E-01	1.64E-03	6.16E-04	6.16E-04	1.05E+00	5.38E-03	2.02E-03	2.02E-03	1.05E+00	5.38E-03	2.02E-03	2.02E-03	2.91E-04	1.49E-06	5.61E-07	5.61E-07
2100	2200	0	2.46E-01	1.26E-03	6.16E-04	6.16E-04	0	0	0	0	1.64	3.20E-01	1.64E-03	6.16E-04	6.16E-04	1.05E+00	5.38E-03	2.02E-03	2.02E-03	1.05E+00	5.38E-03	2.02E-03	2.02E-03	2.91E-04	1.49E-06	5.61E-07	5.61E-07
2200	2300	0	2.46E-01	1.26E-03	6.16E-04	6.16E-04	0	0	0	0	1.64	3.20E-01	1.64E-03	6.16E-04	6.16E-04	1.05E+00	5.38E-03	2.02E-03	2.02E-03	1.05E+00	5.38E-03	2.02E-03	2.02E-03	2.91E-04	1.49E-06	5.61E-07	5.61E-07
2300	2400	0	2.46E-01	1.26E-03	6.16E-04	6.16E-04	0	0	0	0	0.00	3.20E-01	1.64E-03	6.16E-04	6.16E-04	0.00E+00	0.00E+00	0.00E+00	0.00E+00	0.00E+00	0.00E+00	0.00E+00	0.00E+00	0.00E+00	0.00E+00	0.00E+00	0.00E+00

Parameters

Maximum Duration for adjusting Start Emission = 1 min(s) *As per EPD Guidleine

Travelling Distance from Start Point to PTI Egress = 100 m (Section 2)

Travelling Distance from PTI Egress to Open Road = 50 m (Section 3) * (Section 2)+(Section 3) = 150m Spread Distance as per EPD Guideline

Calculations for Adjusted Start Emission

Start Hour	End Hour	Emission for Adjusting Start Emission (g)				Adjusted Start Emission Within PTI (Section 2) (g)				C: Adjusted Start Emission Rate Within PTI (Section 2) (g/s)				Adjusted Start Emission Outside PTI (Section 3) (g)				E: Adjusted Start Emission Rate Outside PTI (Section 3) (g/s)			
		Res. NOx	NO_2	RSP	FSP	Res. NOx	NO_2	RSP	FSP	Res. NOx	NO_2	RSP	FSP	Res. NOx	NO_2	RSP	FSP	Res. NOx	NO_2	RSP	FSP
0	100	0.00E+00	0.00E+00	0.00E+00	0.00E+00	0.00E+00	0.00E+00	0	0	0.00E+00	0.00E+00	0	0	0.00E+00	0.00E+00	0	0	0.00E+00	0.00E+00	0	0
100	200	0.00E+00	0.00E+00	0.00E+00	0.00E+00	0.00E+00	0.00E+00	0	0	0.00E+00	0.00E+00	0	0	0.00E+00	0.00E+00	0	0	0.00E+00	0.00E+00	0	0
200	300	0.00E+00	0.00E+00	0.00E+00	0.00E+00	0.00E+00	0.00E+00	0	0	0.00E+00	0.00E+00	0	0	0.00E+00	0.00E+00	0	0	0.00E+00	0.00E+00	0	0
300	400	0.00E+00	0.00E+00	0.00E+00	0.00E+00	0.00E+00	0.00E+00	0	0	0.00E+00	0.00E+00	0	0	0.00E+00	0.00E+00	0	0	0.00E+00	0.00E+00	0	0
400	500	0.00E+00	0.00E+00	0.00E+00	0.00E+00	0.00E+00	0.00E+00	0	0	0.00E+00	0.00E+00	0	0	0.00E+00	0.00E+00	0	0	0.00E+00	0.00E+00	0	0
500	600	0.00E+00	0.00E+00	0.00E+00	0.00E+00	0.00E+00	0.00E+00	0	0	0.00E+00	0.00E+00	0	0	0.00E+00	0.00E+00	0	0	0.00E+00	0.00E+00	0	0
600	700	4.71E-01	2.41E-03	1.18E-03	1.18E-03	9.17E+00	4.72E-02	0	0	2.55E-03	1.31E-05	0	0	4.58E+00	2.36E-02	0	0	1.27E-03	6.56E-06	0	0
700	800	6.99E-01	3.58E-03	1.35E-03	1.35E-03	5.63E+00	2.91E-02	0	0	1.57E-03	8.08E-06	0	0	2.82E+00	1.45E-02	0	0	7.83E-04	4.04E-06	0	0
800	900	6.99E-01	3.58E-03	1.35E-03	1.35E-03	5.63E+00	2.91E-02	0	0	1.57E-03	8.08E-06	0	0	2.82E+00	1.45E-02	0	0	7.83E-04	4.04E-06	0	0
900	1000	6.99E-01	3.58E-03	1.35E-03	1.35E-03	5.63E+00	2.91E-02	0	0	1.57E-03	8.08E-06	0	0	2.82E+00	1.45E-02	0	0	7.83E-04	4.04E-06	0	0
1000	1100	6.99E-01	3.58E-03	1.35E-03	1.35E-03	5.63E+00	2.91E-02	0	0	1.57E-03	8.08E-06	0	0	2.82E+00	1.45E-02	0	0	7.83E-04	4.04E-06	0	0
1100	1200	6.99E-01	3.58E-03	1.35E-03	1.35E-03	5.63E+00	2.91E-02	0	0	1.57E-03	8.08E-06	0	0	2.82E+00	1.45E-02	0	0	7.83E-04	4.04E-06	0	0
1200	1300	6.99E-01	3.58E-03	1.35E-03	1.35E-03	5.63E+00	2.91E-02	0	0	1.57E-03	8.08E-06	0	0	2.82E+00	1.45E-02	0	0	7.83E-04	4.04E-06	0	0
1300	1400	5.24E-01	2.69E-03	1.01E-03	1.01E-03	4.23E+00	2.18E-02	0	0	1.17E-03	6.06E-06	0	0	2.11E+00	1.09E-02	0	0	5.87E-04	3.03E-06	0	0
1400	1500	4.37E-01	2.24E-03	8.41E-04	8.41E-04	3.52E+00	1.82E-02	0	0	9.78E-04	5.05E-06	0	0	1.76E+00	9.09E-03	0	0	4.89E-04	2.52E-06	0	0
1500	1600	5.24E-01	2.69E-03	1.01E-03	1.01E-03	4.23E+00	2.18E-02	0	0	1.17E-03	6.06E-06	0	0	2.11E+00	1.09E-02	0	0	5.87E-04	3.03E-06	0	0
1600	1700	5.24E-01	2.69E-03	1.01E-03	1.01E-03	4.23E+00	2.18E-02	0	0	1.17E-03	6.06E-06	0	0	2.11E+00	1.09E-02	0	0	5.87E-04	3.03E-06	0	0
1700	1800	4.37E-01	2.24E-03	8.41E-04	8.41E-04	3.52E+00	1.82E-02	0	0	9.78E-04	5.05E-06	0	0	1.76E+00	9.09E-03	0	0	4.89E-04	2.52E-06	0	0
1800	1900	5.24E-01	2.69E-03	1.01E-03	1.01E-03	4.23E+00	2.18E-02	0	0	1.17E-03	6.06E-06	0	0	2.11E+00	1.09E-02	0	0	5.87E-04	3.03E-06	0	0
1900	2000	5.24E-01	2.69E-03	1.01E-03	1.01E-03	4.23E+00	2.18E-02	0	0	1.17E-03	6.06E-06	0	0	2.11E+00	1.09E-02	0	0	5.87E-04	3.03E-06	0	0
2000	2100	5.24E-01	2.69E-03	1.01E-03	1.01E-03	4.23E+00	2.18E-02	0	0	1.17E-03	6.06E-06	0	0	2.11E+00	1.09E-02	0	0	5.87E-04	3.03E-06	0	0
2100	2200	5.24E-01	2.69E-03	1.01E-03	1.01E-03	4.23E+00	2.18E-02	0	0	1.17E-03	6.06E-06	0	0	2.11E+00	1.09E-02	0	0	5.87E-04	3.03E-06	0	0
2200	2300	5.24E-01	2.69E-03	1.01E-03	1.01E-03	4.23E+00	2.18E-02	0	0	1.17E-03	6.06E-06	0	0	2.11E+00	1.09E-02	0	0	5.87E-04	3.03E-06	0	0
2300	2400	0.00E+00	0.00E+00	0.00E+00	0.00E+00	0.00E+00	0.00E+00	0	0	0.00E+00	0.00E+00	0	0	0.00E+00	0.00E+00	0	0	0.00E+00	0.00E+00	0	0

PART 4 - Sum up all above parts

Calculations

Start Hour	End Hour	Within PTI Calc: A+B+C				E: Spread distance (Section 3)			
		Within PTI (Section 1 + Section 2)				Outside PTI (to Ching Hiu Road Westbound)			
		Total Emission Rate (g/s)				Total Emission Rate (g/s)			
		Res. NOx	NO_2	RSP	FSP	Res. NOx	NO_2	RSP	FSP
0	100	0.00E+00	0.00E+00	0.00E+00	0.00E+00	0.00E+00	0.00E+00	0.00E+00	0.00E+00
100	200	0.00E+00	0.00E+00	0.00E+00	0.00E+00	0.00E+00	0.00E+00	0.00E+00	0.00E+00
200	300	0.00E+00	0.00E+00	0.00E+00	0.00E+00	0.00E+00	0.00E+00	0.00E+00	0.00E+00
300	400	0.00E+00	0.00E+00	0.00E+00	0.00E+00	0.00E+00	0.00E+00	0.00E+00	0.00E+00
400	500	0.00E+00	0.00E+00	0.00E+00	0.00E+00	0.00E+00	0.00E+00	0.00E+00	0.00E+00
500	600	0.00E+00	0.00E+00	0.00E+00	0.00E+00	0.00E+00	0.00E+00	0.00E+00	0.00E+00
600	700	3.01E-03	1.55E-05	6.54E-07	6.54E-07	1.27E-03	6.56E-06	0.00E+00	0.00E+00
700	800	2.18E-03	1.12E-05	7.48E-07	7.48E-07	7.83E-04	4.04E-06	0.00E+00	0.00E+00
800	900	2.18E-03	1.12E-05	7.48E-07	7.48E-07	7.83E-04	4.04E-06	0.00E+00	0.00E+00
900	1000	2.18E-03	1.12E-05	7.48E-07	7.48E-07	7.83E-04	4.04E-06	0.00E+00	0.00E+00
1000	1100	2.18E-03	1.12E-05	7.48E-07	7.48E-07	7.83E-04	4.04E-06	0.00E+00	0.00E+00
1100	1200	2.18E-03	1.12E-05	7.48E-07	7.48E-07	7.83E-04	4.04E-06	0.00E+00	0.00E+00
1200	1300	2.18E-03	1.12E-05	7.48E-07	7.48E-07	7.83E-04	4.04E-06	0.00E+00	0.00E+00
1300	1400	1.64E-03	8.44E-06	5.61E-07	5.61E-07	5.87E-04	3.03E-06	0.00E+00	0.00E+00
1400	1500	1.36E-03	7.03E-06	4.67E-07	4.67E-07	4.89E-04	2.52E-06	0.00E+00	0.00E+00
1500	1600	1.64E-03	8.44E-06	5.61E-07	5.61E-07	5.87E-04	3.03E-06	0.00E+00	0.00E+00
1600	1700	1.64E-03	8.44E-06	5.61E-07	5.61E-07	5.87E-04	3.03E-06	0.00E+00	0.00E+00
1700	1800	1.36E-03	7.03E-06	4.67E-07	4.67E-07	4.89E-04	2.52E-06	0.00E+00	0.00E+00
1800	1900	1.64E-03	8.44E-06	5.61E-07	5.61E-07	5.87E-04	3.03E-06	0.00E+00	0.00E+00
1900	2000	1.64E-03	8.44E-06	5.61E-07	5.61E-07	5.87E-04	3.03E-06	0.00E+00	0.00E+00
2000	2100	1.64E-03	8.44E-06	5.61E-07	5.61E-07	5.87E-04	3.03E-06	0.00E+00	0.00E+00
2100	2200	1.64E-03	8.44E-06	5.61E-07	5.61E-07	5.87E-04	3.03E-06	0.00E+00	0.00E+00
2200	2300	1.64E-03	8.44E-06	5.61E-07	5.61E-07	5.87E-04	3.03E-06	0.00E+00	0.00E+00
2300	2400	0.00E+00	0.00E+00	0.00E+00	0.00E+00	0.00E+00	0.00E+00	0.00E+00	0.00E+00

Start Hour	End Hour	Hourly Profile Ratio (0800-0900 as Baseline)				Hourly Profile Ratio (0800-0900 as Baseline)			
		Res. NOx	NO_2	RSP	FSP	Res. NOx	NO_2	RSP	FSP
0	100	0.0000	0.0000	0.0000	0.0000	0.0000	0.0000	0	0
100	200	0.0000	0.0000	0.0000	0.0000	0.0000	0.0000	0	0
200	300	0.0000	0.0000	0.0000	0.0000	0.0000	0.0000	0	0
300	400	0.0000	0.0000	0.0000	0.0000	0.0000	0.0000	0	0
400	500	0.0000	0.0000	0.0000	0.0000	0.0000	0.0000	0	0
500	600	0.0000	0.0000	0.0000	0.0000	0.0000	0.0000	0	0
600	700	1.3784	1.3770	0.8750	0.8750	1.6273	1.6237	0	0
700	800	1.0000	1.0000	1.0000	1.0000	1.0000	1.0000	0	0
800	900	1.0000	1.0000	1.0000	1.0000	1.0000	1.0000	0	0
900	1000	1.0000	1.0000	1.0000	1.0000	1.0000	1.0000	0	0
1000	1100	1.0000	1.0000	1.0000	1.0000	1.0000	1.0000	0	0
1100	1200	1.0000	1.0000	1.0000	1.0000	1.0000	1.0000	0	0
1200	1300	1.0000	1.0000	1.0000	1.0000	1.0000	1.0000	0	0
1300	1400	0.7500	0.7500	0.7500	0.7500	0.7500	0.7500	0	0
1400	1500	0.6250	0.6250	0.6250	0.6250	0.6250	0.6250	0	0
1500	1600	0.7500	0.7500	0.7500	0.7500	0.7500	0.7500	0	0
1600	1700	0.7500	0.7500	0.7500	0.7500	0.7500	0.7500	0	0
1700	1800	0.6250	0.6250	0.6250	0.6250	0.6250	0.6250	0	0
1800	1900	0.7500	0.7500	0.7500	0.7500	0.7500	0.7500	0	0
1900	2000	0.7500	0.7500	0.7500	0.7500	0.7500	0.7500	0	0
2000	2100	0.7500	0.7500	0.7500	0.7500	0.7500	0.7500	0	0
2100	2200	0.7500	0.7500	0.7500	0.7500	0.7500	0.7500	0	0
2200	2300	0.7500	0.7500	0.7500	0.7500	0.7500	0.7500	0	0
2300	2400	0.0000	0.0000	0.0000	0.0000	0.0000	0.0000	0	0

Ching Ho Estate PTI **PTI Type:** Open Area **Assessment Vehicle:** TAXI **Fuel:** LPG

PART 1 - Running Emission

Parameters

Average Travelling Distance from PTI Ingress to Start Point =	100	m	(Section 1 - Ingress)
Average Travelling Distance from Start Point to PTI Egress =	100	m	(Section 2 - Egress)
Total Travelling Distance in PTI	0.200	km	(1km=1000m)
Travelling Speed =	10	kph	

Population Ratio Extracted from EMFAC

LPG %	Petrol %
99.99%	0.01%

Calculations (Input) A

Start Hour	End Hour	Total	Total (in Fuel Type)	Within PTI (Section 1)+(Section 2) Running Emission Factor (g/km·vehicle) Res. NOx	NO_2	RSP	FSP	Running Emission Within PTI (g) Res. NOx	NO_2	RSP	FSP	Running Emission Rate Within PTI (g/s) Res. NOx	NO_2	RSP	FSP
0	100	4	*4.00*	0.9987	0.0279	0	0	7.99E-01	2.23E-02	0	0	2.22E-04	6.20E-06	0	0
100	200	10	*10.00*	0.9987	0.0279	0	0	2.00E+00	5.58E-02	0	0	5.55E-04	1.55E-05	0	0
200	300	10	*10.00*	0.9987	0.0279	0	0	2.00E+00	5.58E-02	0	0	5.55E-04	1.55E-05	0	0
300	400	10	*10.00*	0.9987	0.0279	0	0	2.00E+00	5.58E-02	0	0	5.55E-04	1.55E-05	0	0
400	500	10	*10.00*	0.9987	0.0279	0	0	2.00E+00	5.58E-02	0	0	5.55E-04	1.55E-05	0	0
500	600	2	*2.00*	0.9987	0.0279	0	0	3.99E-01	1.12E-02	0	0	1.11E-04	3.10E-06	0	0
600	700	11	*11.00*	0.9987	0.0279	0	0	2.20E+00	6.14E-02	0	0	6.10E-04	1.70E-05	0	0
700	800	10	*10.00*	0.9987	0.0279	0	0	2.00E+00	5.58E-02	0	0	5.55E-04	1.55E-05	0	0
800	900	10	*10.00*	0.9987	0.0279	0	0	2.00E+00	5.58E-02	0	0	5.55E-04	1.55E-05	0	0
900	1000	10	*10.00*	0.9987	0.0279	0	0	2.00E+00	5.58E-02	0	0	5.55E-04	1.55E-05	0	0
1000	1100	10	*10.00*	0.9987	0.0279	0	0	2.00E+00	5.58E-02	0	0	5.55E-04	1.55E-05	0	0
1100	1200	10	*10.00*	0.9987	0.0279	0	0	2.00E+00	5.58E-02	0	0	5.55E-04	1.55E-05	0	0
1200	1300	10	*10.00*	0.9987	0.0279	0	0	2.00E+00	5.58E-02	0	0	5.55E-04	1.55E-05	0	0
1300	1400	7	*7.00*	0.9987	0.0279	0	0	1.40E+00	3.91E-02	0	0	3.88E-04	1.08E-05	0	0
1400	1500	7	*7.00*	0.9987	0.0279	0	0	1.40E+00	3.91E-02	0	0	3.88E-04	1.08E-05	0	0
1500	1600	7	*7.00*	0.9987	0.0279	0	0	1.40E+00	3.91E-02	0	0	3.88E-04	1.08E-05	0	0
1600	1700	8	*8.00*	0.9987	0.0279	0	0	1.60E+00	4.46E-02	0	0	4.44E-04	1.24E-05	0	0
1700	1800	7	*7.00*	0.9987	0.0279	0	0	1.40E+00	3.91E-02	0	0	3.88E-04	1.08E-05	0	0
1800	1900	7	*7.00*	0.9987	0.0279	0	0	1.40E+00	3.91E-02	0	0	3.88E-04	1.08E-05	0	0
1900	2000	7	*7.00*	0.9987	0.0279	0	0	1.40E+00	3.91E-02	0	0	3.88E-04	1.08E-05	0	0
2000	2100	7	*7.00*	0.9987	0.0279	0	0	1.40E+00	3.91E-02	0	0	3.88E-04	1.08E-05	0	0
2100	2200	8	*8.00*	0.9987	0.0279	0	0	1.60E+00	4.46E-02	0	0	4.44E-04	1.24E-05	0	0
2200	2300	6	*6.00*	0.9987	0.0279	0	0	1.20E+00	3.35E-02	0	0	3.33E-04	9.30E-06	0	0
2300	2400	8	*8.00*	0.9987	0.0279	0	0	1.60E+00	4.46E-02	0	0	4.44E-04	1.24E-05	0	0

PART 2 - Start Emission

Start Emission Factor Extracted from EMFAC (g/trip)

	5	10	20	30	40	50	60	120	180	240	300	360	420	480	540	600	660	720
Res. NOx	1.0057	1.0223	1.0548	1.0862	1.1167	1.1461	1.1744	1.3071	1.4401	1.4284	1.4083	1.3802	1.3439	1.2995	1.2468	1.1861	1.1171	1.04
NO2	0.0282	0.0287	0.0296	0.0305	0.0313	0.0321	0.0329	0.0366	0.0404	0.04	0.0395	0.0387	0.0377	0.0364	0.035	0.0332	0.0313	0.0292
RSP	0	0	0	0	0	0	0	0	0	0	0	0	0	0	0	0	0	0
FSP	0	0	0	0	0	0	0	0	0	0	0	0	0	0	0	0	0	0

Calculations

Start Hour	End Hour	Total in Fuel #	Number of Trips 5	10	20	30	40	50	60	120	180	240	300	360	420	480	540	600	660	720	Start Emission (g) Res. NOx	NO_2	RSP	FSP
0	100	*4.00*	0	0	*4.00*	0	0	0	0	0	0	0	0	0	0	0	0	0	0	0	4.22E+00	1.18E-01	0	0
100	200	*10.00*	0	0	*10.00*	0	0	0	0	0	0	0	0	0	0	0	0	0	0	0	1.05E+01	2.96E-01	0	0
200	300	*10.00*	0	0	*10.00*	0	0	0	0	0	0	0	0	0	0	0	0	0	0	0	1.05E+01	2.96E-01	0	0
300	400	*10.00*	0	0	*10.00*	0	0	0	0	0	0	0	0	0	0	0	0	0	0	0	1.05E+01	2.96E-01	0	0
400	500	*10.00*	0	0	*10.00*	0	0	0	0	0	0	0	0	0	0	0	0	0	0	0	1.05E+01	2.96E-01	0	0
500	600	*2.00*	0	0	*2.00*	0	0	0	0	0	0	0	0	0	0	0	0	0	0	0	2.11E+00	5.92E-02	0	0
600	700	*11.00*	0	0	*11.00*	0	0	0	0	0	0	0	0	0	0	0	0	0	0	0	1.16E+01	3.26E-01	0	0
700	800	*10.00*	0	0	*10.00*	0	0	0	0	0	0	0	0	0	0	0	0	0	0	0	1.05E+01	2.96E-01	0	0
800	900	*10.00*	0	0	*10.00*	0	0	0	0	0	0	0	0	0	0	0	0	0	0	0	1.05E+01	2.96E-01	0	0
900	1000	*10.00*	0	0	*10.00*	0	0	0	0	0	0	0	0	0	0	0	0	0	0	0	1.05E+01	2.96E-01	0	0
1000	1100	*10.00*	0	0	*10.00*	0	0	0	0	0	0	0	0	0	0	0	0	0	0	0	1.05E+01	2.96E-01	0	0
1100	1200	*10.00*	0	0	*10.00*	0	0	0	0	0	0	0	0	0	0	0	0	0	0	0	1.05E+01	2.96E-01	0	0
1200	1300	*10.00*	0	0	*10.00*	0	0	0	0	0	0	0	0	0	0	0	0	0	0	0	1.05E+01	2.96E-01	0	0
1300	1400	*7.00*	0	0	*7.00*	0	0	0	0	0	0	0	0	0	0	0	0	0	0	0	7.38E+00	2.07E-01	0	0
1400	1500	*7.00*	0	0	*7.00*	0	0	0	0	0	0	0	0	0	0	0	0	0	0	0	7.38E+00	2.07E-01	0	0
1500	1600	*7.00*	0	0	*7.00*	0	0	0	0	0	0	0	0	0	0	0	0	0	0	0	7.38E+00	2.07E-01	0	0
1600	1700	*8.00*	0	0	*8.00*	0	0	0	0	0	0	0	0	0	0	0	0	0	0	0	8.44E+00	2.37E-01	0	0
1700	1800	*7.00*	0	0	*7.00*	0	0	0	0	0	0	0	0	0	0	0	0	0	0	0	7.38E+00	2.07E-01	0	0
1800	1900	*7.00*	0	0	*7.00*	0	0	0	0	0	0	0	0	0	0	0	0	0	0	0	7.38E+00	2.07E-01	0	0
1900	2000	*7.00*	0	0	*7.00*	0	0	0	0	0	0	0	0	0	0	0	0	0	0	0	7.38E+00	2.07E-01	0	0
2000	2100	*7.00*	0	0	*7.00*	0	0	0	0	0	0	0	0	0	0	0	0	0	0	0	7.38E+00	2.07E-01	0	0
2100	2200	*8.00*	0	0	*8.00*	0	0	0	0	0	0	0	0	0	0	0	0	0	0	0	8.44E+00	2.37E-01	0	0
2200	2300	*6.00*	0	0	*6.00*	0	0	0	0	0	0	0	0	0	0	0	0	0	0	0	6.33E+00	1.78E-01	0	0
2300	2400	*8.00*	0	0	*8.00*	0	0	0	0	0	0	0	0	0	0	0	0	0	0	0	8.44E+00	2.37E-01	0	0

Remark: Number of trips were derived based on on-site observations at the PTIs and operators' published schedules.

PART 3 - Idling Emission

Parameters

Idling Time = 3 min(s) *As On-Site observations

Calculations *Cold Idling = 240-720min; Hot idling = 5-180min. *Total Idling Emission = Cold Idling + Hot idling

Start Hour	End Hour	Trips (240-720min)	Cold Idling Emission Factor (g/min)				Cold Idling Emission (g)				Trips (5-180min)	Hot Idling Emission Factor (g/min)				Hot Idling Emission (g)				Total Idling Emission within PTI (g)				B: Total Idling Emission Rate within PTI (g/s)			
			Res. NOx	NO_2	RSP	FSP	Res. NOx	NO_2	RSP	FSP		Res. NOx	NO_2	RSP	FSP	Res. NOx	NO_2	RSP	FSP	Res. NOx	NO_2	RSP	FSP	Res. NOx	NO_2	RSP	FSP
0	100	0	1.64E-01	4.57E-03	9.53E-04	9.53E-04	0	0	0	0	4.00	2.13E-01	5.95E-03	9.53E-04	9.53E-04	2.55E+00	7.14E-02	1.14E-02	1.14E-02	2.55E+00	7.14E-02	1.14E-02	1.14E-02	7.09E-04	1.98E-05	3.18E-06	3.18E-06
100	200	0	1.64E-01	4.57E-03	9.53E-04	9.53E-04	0	0	0	0	10.00	2.13E-01	5.95E-03	9.53E-04	9.53E-04	6.39E+00	1.78E-01	2.86E-02	2.86E-02	6.39E+00	1.78E-01	2.86E-02	2.86E-02	1.77E-03	4.95E-05	7.94E-06	7.94E-06
200	300	0	1.64E-01	4.57E-03	9.53E-04	9.53E-04	0	0	0	0	10.00	2.13E-01	5.95E-03	9.53E-04	9.53E-04	6.39E+00	1.78E-01	2.86E-02	2.86E-02	6.39E+00	1.78E-01	2.86E-02	2.86E-02	1.77E-03	4.95E-05	7.94E-06	7.94E-06
300	400	0	1.64E-01	4.57E-03	9.53E-04	9.53E-04	0	0	0	0	10.00	2.13E-01	5.95E-03	9.53E-04	9.53E-04	6.39E+00	1.78E-01	2.86E-02	2.86E-02	6.39E+00	1.78E-01	2.86E-02	2.86E-02	1.77E-03	4.95E-05	7.94E-06	7.94E-06
400	500	0	1.64E-01	4.57E-03	9.53E-04	9.53E-04	0	0	0	0	10.00	2.13E-01	5.95E-03	9.53E-04	9.53E-04	6.39E+00	1.78E-01	2.86E-02	2.86E-02	6.39E+00	1.78E-01	2.86E-02	2.86E-02	1.77E-03	4.95E-05	7.94E-06	7.94E-06
500	600	0	1.64E-01	4.57E-03	9.53E-04	9.53E-04	0	0	0	0	2.00	2.13E-01	5.95E-03	9.53E-04	9.53E-04	1.28E+00	3.57E-02	5.72E-03	5.72E-03	1.28E+00	3.57E-02	5.72E-03	5.72E-03	3.55E-04	9.91E-06	1.59E-06	1.59E-06
600	700	0	1.64E-01	4.57E-03	9.53E-04	9.53E-04	0	0	0	0	11.00	2.13E-01	5.95E-03	9.53E-04	9.53E-04	7.02E+00	1.96E-01	3.14E-02	3.14E-02	7.02E+00	1.96E-01	3.14E-02	3.14E-02	1.95E-03	5.45E-05	8.74E-06	8.74E-06
700	800	0	1.64E-01	4.57E-03	9.53E-04	9.53E-04	0	0	0	0	10.00	2.13E-01	5.95E-03	9.53E-04	9.53E-04	6.39E+00	1.78E-01	2.86E-02	2.86E-02	6.39E+00	1.78E-01	2.86E-02	2.86E-02	1.77E-03	4.95E-05	7.94E-06	7.94E-06
800	900	0	1.64E-01	4.57E-03	9.53E-04	9.53E-04	0	0	0	0	10.00	2.13E-01	5.95E-03	9.53E-04	9.53E-04	6.39E+00	1.78E-01	2.86E-02	2.86E-02	6.39E+00	1.78E-01	2.86E-02	2.86E-02	1.77E-03	4.95E-05	7.94E-06	7.94E-06
900	1000	0	1.64E-01	4.57E-03	9.53E-04	9.53E-04	0	0	0	0	10.00	2.13E-01	5.95E-03	9.53E-04	9.53E-04	6.39E+00	1.78E-01	2.86E-02	2.86E-02	6.39E+00	1.78E-01	2.86E-02	2.86E-02	1.77E-03	4.95E-05	7.94E-06	7.94E-06
1000	1100	0	1.64E-01	4.57E-03	9.53E-04	9.53E-04	0	0	0	0	10.00	2.13E-01	5.95E-03	9.53E-04	9.53E-04	6.39E+00	1.78E-01	2.86E-02	2.86E-02	6.39E+00	1.78E-01	2.86E-02	2.86E-02	1.77E-03	4.95E-05	7.94E-06	7.94E-06
1100	1200	0	1.64E-01	4.57E-03	9.53E-04	9.53E-04	0	0	0	0	10.00	2.13E-01	5.95E-03	9.53E-04	9.53E-04	6.39E+00	1.78E-01	2.86E-02	2.86E-02	6.39E+00	1.78E-01	2.86E-02	2.86E-02	1.77E-03	4.95E-05	7.94E-06	7.94E-06
1200	1300	0	1.64E-01	4.57E-03	9.53E-04	9.53E-04	0	0	0	0	10.00	2.13E-01	5.95E-03	9.53E-04	9.53E-04	6.39E+00	1.78E-01	2.86E-02	2.86E-02	6.39E+00	1.78E-01	2.86E-02	2.86E-02	1.77E-03	4.95E-05	7.94E-06	7.94E-06
1300	1400	0	1.64E-01	4.57E-03	9.53E-04	9.53E-04	0	0	0	0	7.00	2.13E-01	5.95E-03	9.53E-04	9.53E-04	4.47E+00	1.25E-01	2.00E-02	2.00E-02	4.47E+00	1.25E-01	2.00E-02	2.00E-02	1.24E-03	3.47E-05	5.56E-06	5.56E-06
1400	1500	0	1.64E-01	4.57E-03	9.53E-04	9.53E-04	0	0	0	0	7.00	2.13E-01	5.95E-03	9.53E-04	9.53E-04	4.47E+00	1.25E-01	2.00E-02	2.00E-02	4.47E+00	1.25E-01	2.00E-02	2.00E-02	1.24E-03	3.47E-05	5.56E-06	5.56E-06
1500	1600	0	1.64E-01	4.57E-03	9.53E-04	9.53E-04	0	0	0	0	7.00	2.13E-01	5.95E-03	9.53E-04	9.53E-04	4.47E+00	1.25E-01	2.00E-02	2.00E-02	4.47E+00	1.25E-01	2.00E-02	2.00E-02	1.24E-03	3.47E-05	5.56E-06	5.56E-06
1600	1700	0	1.64E-01	4.57E-03	9.53E-04	9.53E-04	0	0	0	0	8.00	2.13E-01	5.95E-03	9.53E-04	9.53E-04	5.11E+00	1.43E-01	2.29E-02	2.29E-02	5.11E+00	1.43E-01	2.29E-02	2.29E-02	1.42E-03	3.96E-05	6.35E-06	6.35E-06
1700	1800	0	1.64E-01	4.57E-03	9.53E-04	9.53E-04	0	0	0	0	7.00	2.13E-01	5.95E-03	9.53E-04	9.53E-04	4.47E+00	1.25E-01	2.00E-02	2.00E-02	4.47E+00	1.25E-01	2.00E-02	2.00E-02	1.24E-03	3.47E-05	5.56E-06	5.56E-06
1800	1900	0	1.64E-01	4.57E-03	9.53E-04	9.53E-04	0	0	0	0	7.00	2.13E-01	5.95E-03	9.53E-04	9.53E-04	4.47E+00	1.25E-01	2.00E-02	2.00E-02	4.47E+00	1.25E-01	2.00E-02	2.00E-02	1.24E-03	3.47E-05	5.56E-06	5.56E-06
1900	2000	0	1.64E-01	4.57E-03	9.53E-04	9.53E-04	0	0	0	0	7.00	2.13E-01	5.95E-03	9.53E-04	9.53E-04	4.47E+00	1.25E-01	2.00E-02	2.00E-02	4.47E+00	1.25E-01	2.00E-02	2.00E-02	1.24E-03	3.47E-05	5.56E-06	5.56E-06
2000	2100	0	1.64E-01	4.57E-03	9.53E-04	9.53E-04	0	0	0	0	7.00	2.13E-01	5.95E-03	9.53E-04	9.53E-04	4.47E+00	1.25E-01	2.00E-02	2.00E-02	4.47E+00	1.25E-01	2.00E-02	2.00E-02	1.24E-03	3.47E-05	5.56E-06	5.56E-06
2100	2200	0	1.64E-01	4.57E-03	9.53E-04	9.53E-04	0	0	0	0	8.00	2.13E-01	5.95E-03	9.53E-04	9.53E-04	5.11E+00	1.43E-01	2.29E-02	2.29E-02	5.11E+00	1.43E-01	2.29E-02	2.29E-02	1.42E-03	3.96E-05	6.35E-06	6.35E-06
2200	2300	0	1.64E-01	4.57E-03	9.53E-04	9.53E-04	0	0	0	0	6.00	2.13E-01	5.95E-03	9.53E-04	9.53E-04	3.83E+00	1.07E-01	1.72E-02	1.72E-02	3.83E+00	1.07E-01	1.72E-02	1.72E-02	1.06E-03	2.97E-05	4.76E-06	4.76E-06
2300	2400	0	1.64E-01	4.57E-03	9.53E-04	9.53E-04	0	0	0	0	8.00	2.13E-01	5.95E-03	9.53E-04	9.53E-04	5.11E+00	1.43E-01	2.29E-02	2.29E-02	5.11E+00	1.43E-01	2.29E-02	2.29E-02	1.42E-03	3.96E-05	6.35E-06	6.35E-06

Parameters

Maximum Duration for adjusting Start Emission = 0.5 min(s) *As per EPD Guidleine

Travelling Distance from Start Point to PTI Egress = 100 m (Section 2)

Travelling Distance from PTI Egress to Open Road = 50 m (Section 3) * (Section 2)+(Section 3) = 150m Spread Distance as per EPD Guideline

Calculations for Adjusted Start Emission

Start Hour	End Hour	Emission for Adjusting Start Emission (g)				Adjusted Start Emission Within PTI (Section 2) (g)				C: Adjusted Start Emission Rate Within PTI (Section 2) (g/s)				Adjusted Start Emission Outside PTI (Section 3) (g)				E: Adjusted Start Emission Rate Outside PTI (Section 3) (g/s)			
		Res. NOx	NO_2	RSP	FSP	Res. NOx	NO_2	RSP	FSP	Res. NOx	NO_2	RSP	FSP	Res. NOx	NO_2	RSP	FSP	Res. NOx	NO_2	RSP	FSP
0	100	4.26E-01	1.19E-02	1.91E-03	1.91E-03	2.53E+00	7.10E-02	0	0	7.02E-04	1.97E-05	0	0	1.26E+00	3.55E-02	0	0	3.51E-04	9.86E-06	0	0
100	200	1.06E+00	2.97E-02	4.76E-03	4.76E-03	6.32E+00	1.77E-01	0	0	1.76E-03	4.93E-05	0	0	3.16E+00	8.87E-02	0	0	8.78E-04	2.47E-05	0	0
200	300	1.06E+00	2.97E-02	4.76E-03	4.76E-03	6.32E+00	1.77E-01	0	0	1.76E-03	4.93E-05	0	0	3.16E+00	8.87E-02	0	0	8.78E-04	2.47E-05	0	0
300	400	1.06E+00	2.97E-02	4.76E-03	4.76E-03	6.32E+00	1.77E-01	0	0	1.76E-03	4.93E-05	0	0	3.16E+00	8.87E-02	0	0	8.78E-04	2.47E-05	0	0
400	500	1.06E+00	2.97E-02	4.76E-03	4.76E-03	6.32E+00	1.77E-01	0	0	1.76E-03	4.93E-05	0	0	3.16E+00	8.87E-02	0	0	8.78E-04	2.47E-05	0	0
500	600	2.13E-01	5.95E-03	9.53E-04	9.53E-04	1.26E+00	3.55E-02	0	0	3.51E-04	9.86E-06	0	0	6.32E-01	1.77E-02	0	0	1.76E-04	4.93E-06	0	0
600	700	1.17E+00	3.27E-02	5.24E-03	5.24E-03	6.95E+00	1.95E-01	0	0	1.93E-03	5.42E-05	0	0	3.48E+00	9.76E-02	0	0	9.66E-04	2.71E-05	0	0
700	800	1.06E+00	2.97E-02	4.76E-03	4.76E-03	6.32E+00	1.77E-01	0	0	1.76E-03	4.93E-05	0	0	3.16E+00	8.87E-02	0	0	8.78E-04	2.47E-05	0	0
800	900	1.06E+00	2.97E-02	4.76E-03	4.76E-03	6.32E+00	1.77E-01	0	0	1.76E-03	4.93E-05	0	0	3.16E+00	8.87E-02	0	0	8.78E-04	2.47E-05	0	0
900	1000	1.06E+00	2.97E-02	4.76E-03	4.76E-03	6.32E+00	1.77E-01	0	0	1.76E-03	4.93E-05	0	0	3.16E+00	8.87E-02	0	0	8.78E-04	2.47E-05	0	0
1000	1100	1.06E+00	2.97E-02	4.76E-03	4.76E-03	6.32E+00	1.77E-01	0	0	1.76E-03	4.93E-05	0	0	3.16E+00	8.87E-02	0	0	8.78E-04	2.47E-05	0	0
1100	1200	1.06E+00	2.97E-02	4.76E-03	4.76E-03	6.32E+00	1.77E-01	0	0	1.76E-03	4.93E-05	0	0	3.16E+00	8.87E-02	0	0	8.78E-04	2.47E-05	0	0
1200	1300	1.06E+00	2.97E-02	4.76E-03	4.76E-03	6.32E+00	1.77E-01	0	0	1.76E-03	4.93E-05	0	0	3.16E+00	8.87E-02	0	0	8.78E-04	2.47E-05	0	0
1300	1400	7.45E-01	2.08E-02	3.34E-03	3.34E-03	4.43E+00	1.24E-01	0	0	1.23E-03	3.45E-05	0	0	2.21E+00	6.21E-02	0	0	6.15E-04	1.73E-05	0	0
1400	1500	7.45E-01	2.08E-02	3.34E-03	3.34E-03	4.43E+00	1.24E-01	0	0	1.23E-03	3.45E-05	0	0	2.21E+00	6.21E-02	0	0	6.15E-04	1.73E-05	0	0
1500	1600	7.45E-01	2.08E-02	3.34E-03	3.34E-03	4.43E+00	1.24E-01	0	0	1.23E-03	3.45E-05	0	0	2.21E+00	6.21E-02	0	0	6.15E-04	1.73E-05	0	0
1600	1700	8.51E-01	2.38E-02	3.81E-03	3.81E-03	5.06E+00	1.42E-01	0	0	1.40E-03	3.94E-05	0	0	2.53E+00	7.10E-02	0	0	7.02E-04	1.97E-05	0	0
1700	1800	7.45E-01	2.08E-02	3.34E-03	3.34E-03	4.43E+00	1.24E-01	0	0	1.23E-03	3.45E-05	0	0	2.21E+00	6.21E-02	0	0	6.15E-04	1.73E-05	0	0
1800	1900	7.45E-01	2.08E-02	3.34E-03	3.34E-03	4.43E+00	1.24E-01	0	0	1.23E-03	3.45E-05	0	0	2.21E+00	6.21E-02	0	0	6.15E-04	1.73E-05	0	0
1900	2000	7.45E-01	2.08E-02	3.34E-03	3.34E-03	4.43E+00	1.24E-01	0	0	1.23E-03	3.45E-05	0	0	2.21E+00	6.21E-02	0	0	6.15E-04	1.73E-05	0	0
2000	2100	7.45E-01	2.08E-02	3.34E-03	3.34E-03	4.43E+00	1.24E-01	0	0	1.23E-03	3.45E-05	0	0	2.21E+00	6.21E-02	0	0	6.15E-04	1.73E-05	0	0
2100	2200	8.51E-01	2.38E-02	3.81E-03	3.81E-03	5.06E+00	1.42E-01	0	0	1.40E-03	3.94E-05	0	0	2.53E+00	7.10E-02	0	0	7.02E-04	1.97E-05	0	0
2200	2300	6.39E-01	1.78E-02	2.86E-03	2.86E-03	3.79E+00	1.06E-01	0	0	1.05E-03	2.96E-05	0	0	1.90E+00	5.32E-02	0	0	5.27E-04	1.48E-05	0	0
2300	2400	8.51E-01	2.38E-02	3.81E-03	3.81E-03	5.06E+00	1.42E-01	0	0	1.40E-03	3.94E-05	0	0	2.53E+00	7.10E-02	0	0	7.02E-04	1.97E-05	0	0

PART 4 - Sum up all above parts

Calculations

Start Hour	End Hour	Within PTI Calc: A+B+C				E: Spread distance (Section 3)					E: Spread distance (Section 3)					E: Spread distance (Section 3)			
		Within PTI (Section 1 + Section 2)				Outside PTI (to Ching Hiu Road Westbound)					Outside PTI (to Ching Hiu Road Eastbound)					Splitting in Directions			
		Total Emission Rate (g/s)				Total	Total Emission Rate (g/s)				Total	Total Emission Rate (g/s)				Vehicle Flow		Ratio	
		Res. NOx	NO_2	RSP	FSP	#	Res. NOx	NO_2	RSP	FSP	#	Res. NOx	NO_2	RSP	FSP	Westbound	Eastbound	Westbound	Eastbound
0	100	1.63E-03	4.57E-05	3.18E-06	3.18E-06	*2.05*	7.20E-04	2.02E-05	0	0	*1.95*	7.20E-04	2.02E-05	0	0	15	14	0.51	0.49
100	200	4.08E-03	1.14E-04	7.94E-06	7.94E-06	*5.00*	4.39E-03	1.23E-04	0	0	*5.00*	4.39E-03	1.23E-04	0	0	10	10	0.50	0.50
200	300	4.08E-03	1.14E-04	7.94E-06	7.94E-06	*4.84*	4.25E-03	1.19E-04	0	0	*5.16*	4.25E-03	1.19E-04	0	0	10	11	0.48	0.52
300	400	4.08E-03	1.14E-04	7.94E-06	7.94E-06	*4.92*	4.32E-03	1.21E-04	0	0	*5.08*	4.32E-03	1.21E-04	0	0	5	5	0.49	0.51
400	500	4.08E-03	1.14E-04	7.94E-06	7.94E-06	*4.85*	4.26E-03	1.20E-04	0	0	*5.15*	4.26E-03	1.20E-04	0	0	5	5	0.49	0.51
500	600	8.17E-04	2.29E-05	1.59E-06	1.59E-06	*0.97*	1.71E-04	4.79E-06	0	0	*1.03*	1.71E-04	4.79E-06	0	0	5	5	0.49	0.51
600	700	4.49E-03	1.26E-04	8.74E-06	8.74E-06	*5.45*	5.26E-03	1.48E-04	0	0	*5.55*	5.26E-03	1.48E-04	0	0	10	10	0.50	0.50
700	800	4.08E-03	1.14E-04	7.94E-06	7.94E-06	*5.38*	4.73E-03	1.33E-04	0	0	*4.62*	4.73E-03	1.33E-04	0	0	28	24	0.54	0.46
800	900	4.08E-03	1.14E-04	7.94E-06	7.94E-06	*4.71*	4.14E-03	1.16E-04	0	0	*5.29*	4.14E-03	1.16E-04	0	0	42	47	0.47	0.53
900	1000	4.08E-03	1.14E-04	7.94E-06	7.94E-06	*5.28*	4.64E-03	1.30E-04	0	0	*4.72*	4.64E-03	1.30E-04	0	0	42	37	0.53	0.47
1000	1100	4.08E-03	1.14E-04	7.94E-06	7.94E-06	*5.27*	4.63E-03	1.30E-04	0	0	*4.73*	4.63E-03	1.30E-04	0	0	43	38	0.53	0.47
1100	1200	4.08E-03	1.14E-04	7.94E-06	7.94E-06	*4.94*	4.34E-03	1.22E-04	0	0	*5.06*	4.34E-03	1.22E-04	0	0	37	38	0.49	0.51
1200	1300	4.08E-03	1.14E-04	7.94E-06	7.94E-06	*4.99*	4.38E-03	1.23E-04	0	0	*5.01*	4.38E-03	1.23E-04	0	0	33	33	0.50	0.50
1300	1400	2.86E-03	8.00E-05	5.56E-06	5.56E-06	*3.74*	2.30E-03	6.46E-05	0	0	*3.25*	2.30E-03	6.46E-05	0	0	34	30	0.53	0.47
1400	1500	2.86E-03	8.00E-05	5.56E-06	5.56E-06	*3.98*	2.44E-03	6.86E-05	0	0	*3.02*	2.44E-03	6.86E-05	0	0	38	29	0.57	0.43
1500	1600	2.86E-03	8.00E-05	5.56E-06	5.56E-06	*3.73*	2.29E-03	6.44E-05	0	0	*3.27*	2.29E-03	6.44E-05	0	0	38	34	0.53	0.47
1600	1700	3.27E-03	9.15E-05	6.35E-06	6.35E-06	*4.26*	2.99E-03	8.40E-05	0	0	*3.74*	2.99E-03	8.40E-05	0	0	38	33	0.53	0.47
1700	1800	2.86E-03	8.00E-05	5.56E-06	5.56E-06	*3.71*	2.28E-03	6.40E-05	0	0	*3.29*	2.28E-03	6.40E-05	0	0	43	38	0.53	0.47
1800	1900	2.86E-03	8.00E-05	5.56E-06	5.56E-06	*4.12*	2.53E-03	7.11E-05	0	0	*2.88*	2.53E-03	7.11E-05	0	0	48	34	0.59	0.41
1900	2000	2.86E-03	8.00E-05	5.56E-06	5.56E-06	*3.73*	2.29E-03	6.44E-05	0	0	*3.27*	2.29E-03	6.44E-05	0	0	39	34	0.53	0.47
2000	2100	2.86E-03	8.00E-05	5.56E-06	5.56E-06	*3.77*	2.32E-03	6.50E-05	0	0	*3.23*	2.32E-03	6.50E-05	0	0	29	25	0.54	0.46
2100	2200	3.27E-03	9.15E-05	6.35E-06	6.35E-06	*4.31*	3.03E-03	8.49E-05	0	0	*3.69*	3.03E-03	8.49E-05	0	0	24	21	0.54	0.46
2200	2300	2.45E-03	6.86E-05	4.76E-06	4.76E-06	*3.22*	1.70E-03	4.76E-05	0	0	*2.78*	1.70E-03	4.76E-05	0	0	24	21	0.54	0.46
2300	2400	3.27E-03	9.15E-05	6.35E-06	6.35E-06	*4.38*	3.08E-03	8.65E-05	0	0	*3.61*	3.08E-03	8.65E-05	0	0	20	16	0.55	0.45

Ref Road ID **#29** **#28**

Start Hour	End Hour	Hourly Profile Ratio (0800-0900 as Baseline)				Hourly Profile Ratio (0800-0900 as Baseline)				Hourly Profile Ratio (0800-0900 as Baseline)			
		Res. NOx	NO_2	RSP	FSP	Res. NOx	NO_2	RSP	FSP	Res. NOx	NO_2	RSP	FSP
0	100	0.4000	0.4000	0.4000	0.4000	0.1740	0.1740	0	0	0.1740	0.1740	0	0
100	200	1.0000	1.0000	1.0000	1.0000	1.0603	1.0603	0	0	1.0603	1.0603	0	0
200	300	1.0000	1.0000	1.0000	1.0000	1.0265	1.0265	0	0	1.0265	1.0265	0	0
300	400	1.0000	1.0000	1.0000	1.0000	1.0436	1.0436	0	0	1.0436	1.0436	0	0
400	500	1.0000	1.0000	1.0000	1.0000	1.0298	1.0298	0	0	1.0298	1.0298	0	0
500	600	0.2000	0.2000	0.2000	0.2000	0.0412	0.0412	0	0	0.0412	0.0412	0	0
600	700	1.1000	1.1000	1.1000	1.1000	1.2710	1.2710	0	0	1.2710	1.2710	0	0
700	800	1.0000	1.0000	1.0000	1.0000	1.1422	1.1422	0	0	1.1422	1.1422	0	0
800	900	1.0000	1.0000	1.0000	1.0000	1.0000	1.0000	0	0	1.0000	1.0000	0	0
900	1000	1.0000	1.0000	1.0000	1.0000	1.1204	1.1204	0	0	1.1204	1.1204	0	0
1000	1100	1.0000	1.0000	1.0000	1.0000	1.1188	1.1188	0	0	1.1188	1.1188	0	0
1100	1200	1.0000	1.0000	1.0000	1.0000	1.0479	1.0479	0	0	1.0479	1.0479	0	0
1200	1300	1.0000	1.0000	1.0000	1.0000	1.0586	1.0586	0	0	1.0586	1.0586	0	0
1300	1400	0.7000	0.7000	0.7000	0.7000	0.5562	0.5562	0	0	0.5562	0.5562	0	0
1400	1500	0.7000	0.7000	0.7000	0.7000	0.5909	0.5909	0	0	0.5909	0.5909	0	0
1500	1600	0.7000	0.7000	0.7000	0.7000	0.5545	0.5545	0	0	0.5545	0.5545	0	0
1600	1700	0.8000	0.8000	0.8000	0.8000	0.7232	0.7232	0	0	0.7232	0.7232	0	0
1700	1800	0.7000	0.7000	0.7000	0.7000	0.5509	0.5509	0	0	0.5509	0.5509	0	0
1800	1900	0.7000	0.7000	0.7000	0.7000	0.6123	0.6123	0	0	0.6123	0.6123	0	0
1900	2000	0.7000	0.7000	0.7000	0.7000	0.5542	0.5542	0	0	0.5542	0.5542	0	0
2000	2100	0.7000	0.7000	0.7000	0.7000	0.5598	0.5598	0	0	0.5598	0.5598	0	0
2100	2200	0.8000	0.8000	0.8000	0.8000	0.7311	0.7311	0	0	0.7311	0.7311	0	0
2200	2300	0.6000	0.6000	0.6000	0.6000	0.4097	0.4097	0	0	0.4097	0.4097	0	0
2300	2400	0.8000	0.8000	0.8000	0.8000	0.7444	0.7444	0	0	0.7444	0.7444	0	0

Ching Ho Estate PTI

PTI Type: Open Area

Assessment Vehicle: TAXI
Fuel: PETROL

PART 1 - Running Emission

Parameters

Average Travelling Distance from PTI Ingress to Start Point =	100	m	(Section 1 - Ingress)
Average Travelling Distance from Start Point to PTI Egress =	100	m	(Section 2 - Egress)
Total Travelling Distance in PTI	0.200	km	(1km=1000m)
Travelling Speed =	10	kph	

Population Ratio Extracted from EMFAC

LPG %	Petrol %
99.99%	0.01%

Calculations (Input) — A

Start Hour	End Hour	Total	Total (in Fuel Type)	Within PTI (Section 1)+(Section 2)											
				Running Emission Factor (g/km·vehicle)				Running Emission Within PTI (g)				Running Emission Rate Within PTI (g/s)			
				Res. NOx	NO_2	RSP	FSP	Res. NOx	NO_2	RSP	FSP	Res. NOx	NO_2	RSP	FSP
0	100	4	*3.88E-04*	0.0579	0.003	0.0096	0.0089	4.49E-06	2.33E-07	7.449E-07	6.905E-07	1.25E-09	6.47E-11	2.069E-10	1.918E-10
100	200	10	*9.70E-04*	0.0579	0.003	0.0096	0.0089	1.12E-05	5.82E-07	1.862E-06	1.726E-06	3.12E-09	1.62E-10	5.173E-10	4.795E-10
200	300	10	*9.70E-04*	0.0579	0.003	0.0096	0.0089	1.12E-05	5.82E-07	1.862E-06	1.726E-06	3.12E-09	1.62E-10	5.173E-10	4.795E-10
300	400	10	*9.70E-04*	0.0579	0.003	0.0096	0.0089	1.12E-05	5.82E-07	1.862E-06	1.726E-06	3.12E-09	1.62E-10	5.173E-10	4.795E-10
400	500	10	*9.70E-04*	0.0579	0.003	0.0096	0.0089	1.12E-05	5.82E-07	1.862E-06	1.726E-06	3.12E-09	1.62E-10	5.173E-10	4.795E-10
500	600	2	*1.94E-04*	0.0579	0.003	0.0096	0.0089	2.25E-06	1.16E-07	3.724E-07	3.453E-07	6.24E-10	3.23E-11	1.035E-10	9.591E-11
600	700	11	*1.07E-03*	0.0579	0.003	0.0096	0.0089	1.24E-05	6.40E-07	2.048E-06	1.899E-06	3.43E-09	1.78E-10	5.69E-10	5.275E-10
700	800	10	*9.70E-04*	0.0579	0.003	0.0096	0.0089	1.12E-05	5.82E-07	1.862E-06	1.726E-06	3.12E-09	1.62E-10	5.173E-10	4.795E-10
800	900	10	*9.70E-04*	0.0579	0.003	0.0096	0.0089	1.12E-05	5.82E-07	1.862E-06	1.726E-06	3.12E-09	1.62E-10	5.173E-10	4.795E-10
900	1000	10	*9.70E-04*	0.0579	0.003	0.0096	0.0089	1.12E-05	5.82E-07	1.862E-06	1.726E-06	3.12E-09	1.62E-10	5.173E-10	4.795E-10
1000	1100	10	*9.70E-04*	0.0579	0.003	0.0096	0.0089	1.12E-05	5.82E-07	1.862E-06	1.726E-06	3.12E-09	1.62E-10	5.173E-10	4.795E-10
1100	1200	10	*9.70E-04*	0.0579	0.003	0.0096	0.0089	1.12E-05	5.82E-07	1.862E-06	1.726E-06	3.12E-09	1.62E-10	5.173E-10	4.795E-10
1200	1300	10	*9.70E-04*	0.0579	0.003	0.0096	0.0089	1.12E-05	5.82E-07	1.862E-06	1.726E-06	3.12E-09	1.62E-10	5.173E-10	4.795E-10
1300	1400	7	*6.79E-04*	0.0579	0.003	0.0096	0.0089	7.86E-06	4.07E-07	1.303E-06	1.208E-06	2.18E-09	1.13E-10	3.621E-10	3.357E-10
1400	1500	7	*6.79E-04*	0.0579	0.003	0.0096	0.0089	7.86E-06	4.07E-07	1.303E-06	1.208E-06	2.18E-09	1.13E-10	3.621E-10	3.357E-10
1500	1600	7	*6.79E-04*	0.0579	0.003	0.0096	0.0089	7.86E-06	4.07E-07	1.303E-06	1.208E-06	2.18E-09	1.13E-10	3.621E-10	3.357E-10
1600	1700	8	*7.76E-04*	0.0579	0.003	0.0096	0.0089	8.98E-06	4.66E-07	1.49E-06	1.381E-06	2.50E-09	1.29E-10	4.138E-10	3.836E-10
1700	1800	7	*6.79E-04*	0.0579	0.003	0.0096	0.0089	7.86E-06	4.07E-07	1.303E-06	1.208E-06	2.18E-09	1.13E-10	3.621E-10	3.357E-10
1800	1900	7	*6.79E-04*	0.0579	0.003	0.0096	0.0089	7.86E-06	4.07E-07	1.303E-06	1.208E-06	2.18E-09	1.13E-10	3.621E-10	3.357E-10
1900	2000	7	*6.79E-04*	0.0579	0.003	0.0096	0.0089	7.86E-06	4.07E-07	1.303E-06	1.208E-06	2.18E-09	1.13E-10	3.621E-10	3.357E-10
2000	2100	7	*6.79E-04*	0.0579	0.003	0.0096	0.0089	7.86E-06	4.07E-07	1.303E-06	1.208E-06	2.18E-09	1.13E-10	3.621E-10	3.357E-10
2100	2200	8	*7.76E-04*	0.0579	0.003	0.0096	0.0089	8.98E-06	4.66E-07	1.49E-06	1.381E-06	2.50E-09	1.29E-10	4.138E-10	3.836E-10
2200	2300	6	*5.82E-04*	0.0579	0.003	0.0096	0.0089	6.74E-06	3.49E-07	1.117E-06	1.036E-06	1.87E-09	9.70E-11	3.104E-10	2.877E-10
2300	2400	8	*7.76E-04*	0.0579	0.003	0.0096	0.0089	8.98E-06	4.66E-07	1.49E-06	1.381E-06	2.50E-09	1.29E-10	4.138E-10	3.836E-10

PART 2 - Start Emission

Start Emission Factor Extracted from EMFAC (g/trip)

	5	10	20	30	40	50	60	120	180	240	300	360	420	480	540	600	660	720
Res. NOx	0.0748	0.076	0.0784	0.0808	0.0829	0.0851	0.0872	0.0971	0.107	0.1061	0.1046	0.1025	0.0998	0.0965	0.0926	0.0882	0.083	0.0772
NO2	0.0039	0.004	0.0041	0.0042	0.0044	0.0045	0.0046	0.0051	0.0056	0.0056	0.0055	0.0054	0.0053	0.0051	0.0049	0.0046	0.0044	0.0041
RSP	0.0004	0.0008	0.0015	0.0023	0.003	0.0036	0.0042	0.007	0.0079	0.0087	0.0093	0.0099	0.0104	0.0107	0.011	0.0112	0.0113	0.0113
FSP	0.0004	0.0007	0.0014	0.0021	0.0027	0.0034	0.0039	0.0065	0.0073	0.008	0.0087	0.0092	0.0096	0.01	0.0102	0.0104	0.0105	0.0105

Calculations

Start Hour	End Hour	Total in Fuel #	Number of Trips																		Start Emission (g)			
			5	10	20	30	40	50	60	120	180	240	300	360	420	480	540	600	660	720	Res. NOx	NO_2	RSP	FSP
0	100	*3.88E-04*	0	0	*3.88E-04*	0	0	0	0	0	0	0	0	0	0	0	0	0	0	0	3.04E-05	1.59E-06	5.819E-07	5.431E-07
100	200	*9.70E-04*	0	0	*9.70E-04*	0	0	0	0	0	0	0	0	0	0	0	0	0	0	0	7.60E-05	3.98E-06	1.455E-06	1.358E-06
200	300	*9.70E-04*	0	0	*9.70E-04*	0	0	0	0	0	0	0	0	0	0	0	0	0	0	0	7.60E-05	3.98E-06	1.455E-06	1.358E-06
300	400	*9.70E-04*	0	0	*9.70E-04*	0	0	0	0	0	0	0	0	0	0	0	0	0	0	0	7.60E-05	3.98E-06	1.455E-06	1.358E-06
400	500	*9.70E-04*	0	0	*9.70E-04*	0	0	0	0	0	0	0	0	0	0	0	0	0	0	0	7.60E-05	3.98E-06	1.455E-06	1.358E-06
500	600	*1.94E-04*	0	0	*1.94E-04*	0	0	0	0	0	0	0	0	0	0	0	0	0	0	0	1.52E-05	7.95E-07	2.91E-07	2.716E-07
600	700	*1.07E-03*	0	0	*1.07E-03*	0	0	0	0	0	0	0	0	0	0	0	0	0	0	0	8.36E-05	4.37E-06	1.6E-06	1.494E-06
700	800	*9.70E-04*	0	0	*9.70E-04*	0	0	0	0	0	0	0	0	0	0	0	0	0	0	0	7.60E-05	3.98E-06	1.455E-06	1.358E-06
800	900	*9.70E-04*	0	0	*9.70E-04*	0	0	0	0	0	0	0	0	0	0	0	0	0	0	0	7.60E-05	3.98E-06	1.455E-06	1.358E-06
900	1000	*9.70E-04*	0	0	*9.70E-04*	0	0	0	0	0	0	0	0	0	0	0	0	0	0	0	7.60E-05	3.98E-06	1.455E-06	1.358E-06
1000	1100	*9.70E-04*	0	0	*9.70E-04*	0	0	0	0	0	0	0	0	0	0	0	0	0	0	0	7.60E-05	3.98E-06	1.455E-06	1.358E-06
1100	1200	*9.70E-04*	0	0	*9.70E-04*	0	0	0	0	0	0	0	0	0	0	0	0	0	0	0	7.60E-05	3.98E-06	1.455E-06	1.358E-06
1200	1300	*9.70E-04*	0	0	*9.70E-04*	0	0	0	0	0	0	0	0	0	0	0	0	0	0	0	7.60E-05	3.98E-06	1.455E-06	1.358E-06
1300	1400	*6.79E-04*	0	0	*6.79E-04*	0	0	0	0	0	0	0	0	0	0	0	0	0	0	0	5.32E-05	2.78E-06	1.018E-06	9.505E-07
1400	1500	*6.79E-04*	0	0	*6.79E-04*	0	0	0	0	0	0	0	0	0	0	0	0	0	0	0	5.32E-05	2.78E-06	1.018E-06	9.505E-07
1500	1600	*6.79E-04*	0	0	*6.79E-04*	0	0	0	0	0	0	0	0	0	0	0	0	0	0	0	5.32E-05	2.78E-06	1.018E-06	9.505E-07
1600	1700	*7.76E-04*	0	0	*7.76E-04*	0	0	0	0	0	0	0	0	0	0	0	0	0	0	0	6.08E-05	3.18E-06	1.164E-06	1.086E-06
1700	1800	*6.79E-04*	0	0	*6.79E-04*	0	0	0	0	0	0	0	0	0	0	0	0	0	0	0	5.32E-05	2.78E-06	1.018E-06	9.505E-07
1800	1900	*6.79E-04*	0	0	*6.79E-04*	0	0	0	0	0	0	0	0	0	0	0	0	0	0	0	5.32E-05	2.78E-06	1.018E-06	9.505E-07
1900	2000	*6.79E-04*	0	0	*6.79E-04*	0	0	0	0	0	0	0	0	0	0	0	0	0	0	0	5.32E-05	2.78E-06	1.018E-06	9.505E-07
2000	2100	*6.79E-04*	0	0	*6.79E-04*	0	0	0	0	0	0	0	0	0	0	0	0	0	0	0	5.32E-05	2.78E-06	1.018E-06	9.505E-07
2100	2200	*7.76E-04*	0	0	*7.76E-04*	0	0	0	0	0	0	0	0	0	0	0	0	0	0	0	6.08E-05	3.18E-06	1.164E-06	1.086E-06
2200	2300	*5.82E-04*	0	0	*5.82E-04*	0	0	0	0	0	0	0	0	0	0	0	0	0	0	0	4.56E-05	2.39E-06	8.729E-07	8.147E-07
2300	2400	*7.76E-04*	0	0	*7.76E-04*	0	0	0	0	0	0	0	0	0	0	0	0	0	0	0	6.08E-05	3.18E-06	1.164E-06	1.086E-06

Remark: Number of trips were derived based on on-site observations at the PTIs and operators' published schedules.

PART 3 - Idling Emission

Parameters

Idling Time = 3 min(s) *As On-Site observations

Calculations *Cold Idling = 240-720min; Hot idling = 5-180min. *Total Idling Emission = Cold Idling + Hot idling

Start Hour	End Hour	Trips (240-720min)	Cold Idling Emission Factor (g/min)				Cold Idling Emission (g)				Trips (5-180min)	Hot Idling Emission Factor (g/min)				Hot Idling Emission (g)				Total Idling Emission within PTI (g)				B: Total Idling Emission Rate within PTI (g/s)			
			Res. NOx	NO_2	RSP	FSP	Res. NOx	NO_2	RSP	FSP		Res. NOx	NO_2	RSP	FSP	Res. NOx	NO_2	RSP	FSP	Res. NOx	NO_2	RSP	FSP	Res. NOx	NO_2	RSP	FSP
0	100	0	1.27E-03	6.57E-05	2.17E-04	2.17E-04	0	0	0	0	3.88E-04	1.65E-03	8.54E-05	2.17E-04	2.17E-04	1.92E-06	9.94E-08	2.52E-07	2.52E-07	1.92E-06	9.94E-08	2.52E-07	2.52E-07	5.33E-10	2.76E-11	7.00E-11	7.00E-11
100	200	0	1.27E-03	6.57E-05	2.17E-04	2.17E-04	0	0	0	0	9.70E-04	1.65E-03	8.54E-05	2.17E-04	2.17E-04	4.79E-06	2.48E-07	6.30E-07	6.30E-07	4.79E-06	2.48E-07	6.30E-07	6.30E-07	1.33E-09	6.90E-11	1.75E-10	1.75E-10
200	300	0	1.27E-03	6.57E-05	2.17E-04	2.17E-04	0	0	0	0	9.70E-04	1.65E-03	8.54E-05	2.17E-04	2.17E-04	4.79E-06	2.48E-07	6.30E-07	6.30E-07	4.79E-06	2.48E-07	6.30E-07	6.30E-07	1.33E-09	6.90E-11	1.75E-10	1.75E-10
300	400	0	1.27E-03	6.57E-05	2.17E-04	2.17E-04	0	0	0	0	9.70E-04	1.65E-03	8.54E-05	2.17E-04	2.17E-04	4.79E-06	2.48E-07	6.30E-07	6.30E-07	4.79E-06	2.48E-07	6.30E-07	6.30E-07	1.33E-09	6.90E-11	1.75E-10	1.75E-10
400	500	0	1.27E-03	6.57E-05	2.17E-04	2.17E-04	0	0	0	0	9.70E-04	1.65E-03	8.54E-05	2.17E-04	2.17E-04	4.79E-06	2.48E-07	6.30E-07	6.30E-07	4.79E-06	2.48E-07	6.30E-07	6.30E-07	1.33E-09	6.90E-11	1.75E-10	1.75E-10
500	600	0	1.27E-03	6.57E-05	2.17E-04	2.17E-04	0	0	0	0	1.94E-04	1.65E-03	8.54E-05	2.17E-04	2.17E-04	9.59E-07	4.97E-08	1.26E-07	1.26E-07	9.59E-07	4.97E-08	1.26E-07	1.26E-07	2.66E-10	1.38E-11	3.50E-11	3.50E-11
600	700	0	1.27E-03	6.57E-05	2.17E-04	2.17E-04	0	0	0	0	1.07E-03	1.65E-03	8.54E-05	2.17E-04	2.17E-04	5.27E-06	2.73E-07	6.93E-07	6.93E-07	5.27E-06	2.73E-07	6.93E-07	6.93E-07	1.47E-09	7.59E-11	1.93E-10	1.93E-10
700	800	0	1.27E-03	6.57E-05	2.17E-04	2.17E-04	0	0	0	0	9.70E-04	1.65E-03	8.54E-05	2.17E-04	2.17E-04	4.79E-06	2.48E-07	6.30E-07	6.30E-07	4.79E-06	2.48E-07	6.30E-07	6.30E-07	1.33E-09	6.90E-11	1.75E-10	1.75E-10
800	900	0	1.27E-03	6.57E-05	2.17E-04	2.17E-04	0	0	0	0	9.70E-04	1.65E-03	8.54E-05	2.17E-04	2.17E-04	4.79E-06	2.48E-07	6.30E-07	6.30E-07	4.79E-06	2.48E-07	6.30E-07	6.30E-07	1.33E-09	6.90E-11	1.75E-10	1.75E-10
900	1000	0	1.27E-03	6.57E-05	2.17E-04	2.17E-04	0	0	0	0	9.70E-04	1.65E-03	8.54E-05	2.17E-04	2.17E-04	4.79E-06	2.48E-07	6.30E-07	6.30E-07	4.79E-06	2.48E-07	6.30E-07	6.30E-07	1.33E-09	6.90E-11	1.75E-10	1.75E-10
1000	1100	0	1.27E-03	6.57E-05	2.17E-04	2.17E-04	0	0	0	0	9.70E-04	1.65E-03	8.54E-05	2.17E-04	2.17E-04	4.79E-06	2.48E-07	6.30E-07	6.30E-07	4.79E-06	2.48E-07	6.30E-07	6.30E-07	1.33E-09	6.90E-11	1.75E-10	1.75E-10
1100	1200	0	1.27E-03	6.57E-05	2.17E-04	2.17E-04	0	0	0	0	9.70E-04	1.65E-03	8.54E-05	2.17E-04	2.17E-04	4.79E-06	2.48E-07	6.30E-07	6.30E-07	4.79E-06	2.48E-07	6.30E-07	6.30E-07	1.33E-09	6.90E-11	1.75E-10	1.75E-10
1200	1300	0	1.27E-03	6.57E-05	2.17E-04	2.17E-04	0	0	0	0	9.70E-04	1.65E-03	8.54E-05	2.17E-04	2.17E-04	4.79E-06	2.48E-07	6.30E-07	6.30E-07	4.79E-06	2.48E-07	6.30E-07	6.30E-07	1.33E-09	6.90E-11	1.75E-10	1.75E-10
1300	1400	0	1.27E-03	6.57E-05	2.17E-04	2.17E-04	0	0	0	0	6.79E-04	1.65E-03	8.54E-05	2.17E-04	2.17E-04	3.36E-06	1.74E-07	4.41E-07	4.41E-07	3.36E-06	1.74E-07	4.41E-07	4.41E-07	9.32E-10	4.83E-11	1.23E-10	1.23E-10
1400	1500	0	1.27E-03	6.57E-05	2.17E-04	2.17E-04	0	0	0	0	6.79E-04	1.65E-03	8.54E-05	2.17E-04	2.17E-04	3.36E-06	1.74E-07	4.41E-07	4.41E-07	3.36E-06	1.74E-07	4.41E-07	4.41E-07	9.32E-10	4.83E-11	1.23E-10	1.23E-10
1500	1600	0	1.27E-03	6.57E-05	2.17E-04	2.17E-04	0	0	0	0	6.79E-04	1.65E-03	8.54E-05	2.17E-04	2.17E-04	3.36E-06	1.74E-07	4.41E-07	4.41E-07	3.36E-06	1.74E-07	4.41E-07	4.41E-07	9.32E-10	4.83E-11	1.23E-10	1.23E-10
1600	1700	0	1.27E-03	6.57E-05	2.17E-04	2.17E-04	0	0	0	0	7.76E-04	1.65E-03	8.54E-05	2.17E-04	2.17E-04	3.84E-06	1.99E-07	5.04E-07	5.04E-07	3.84E-06	1.99E-07	5.04E-07	5.04E-07	1.07E-09	5.52E-11	1.40E-10	1.40E-10
1700	1800	0	1.27E-03	6.57E-05	2.17E-04	2.17E-04	0	0	0	0	6.79E-04	1.65E-03	8.54E-05	2.17E-04	2.17E-04	3.36E-06	1.74E-07	4.41E-07	4.41E-07	3.36E-06	1.74E-07	4.41E-07	4.41E-07	9.32E-10	4.83E-11	1.23E-10	1.23E-10
1800	1900	0	1.27E-03	6.57E-05	2.17E-04	2.17E-04	0	0	0	0	6.79E-04	1.65E-03	8.54E-05	2.17E-04	2.17E-04	3.36E-06	1.74E-07	4.41E-07	4.41E-07	3.36E-06	1.74E-07	4.41E-07	4.41E-07	9.32E-10	4.83E-11	1.23E-10	1.23E-10
1900	2000	0	1.27E-03	6.57E-05	2.17E-04	2.17E-04	0	0	0	0	6.79E-04	1.65E-03	8.54E-05	2.17E-04	2.17E-04	3.36E-06	1.74E-07	4.41E-07	4.41E-07	3.36E-06	1.74E-07	4.41E-07	4.41E-07	9.32E-10	4.83E-11	1.23E-10	1.23E-10
2000	2100	0	1.27E-03	6.57E-05	2.17E-04	2.17E-04	0	0	0	0	6.79E-04	1.65E-03	8.54E-05	2.17E-04	2.17E-04	3.36E-06	1.74E-07	4.41E-07	4.41E-07	3.36E-06	1.74E-07	4.41E-07	4.41E-07	9.32E-10	4.83E-11	1.23E-10	1.23E-10
2100	2200	0	1.27E-03	6.57E-05	2.17E-04	2.17E-04	0	0	0	0	7.76E-04	1.65E-03	8.54E-05	2.17E-04	2.17E-04	3.84E-06	1.99E-07	5.04E-07	5.04E-07	3.84E-06	1.99E-07	5.04E-07	5.04E-07	1.07E-09	5.52E-11	1.40E-10	1.40E-10
2200	2300	0	1.27E-03	6.57E-05	2.17E-04	2.17E-04	0	0	0	0	5.82E-04	1.65E-03	8.54E-05	2.17E-04	2.17E-04	2.88E-06	1.49E-07	3.78E-07	3.78E-07	2.88E-06	1.49E-07	3.78E-07	3.78E-07	7.99E-10	4.14E-11	1.05E-10	1.05E-10
2300	2400	0	1.27E-03	6.57E-05	2.17E-04	2.17E-04	0	0	0	0	7.76E-04	1.65E-03	8.54E-05	2.17E-04	2.17E-04	3.84E-06	1.99E-07	5.04E-07	5.04E-07	3.84E-06	1.99E-07	5.04E-07	5.04E-07	1.07E-09	5.52E-11	1.40E-10	1.40E-10

Parameters

Maximum Duration for adjusting Start Emission =	0	min(s)	*No adjustment
Travelling Distance from Start Point to PTI Egress =	100	m	(Section 2)
Travelling Distance from PTI Egress to Open Road =	n/a	m	(Section 3) *Not Applicable

Calculations for Adjusted Start Emission *No Adjustment *No adjustment, Start Emission directly emit in PTI *No Spread Distance, emit right at Start point

Start Hour	End Hour	Emission for Adjusting Start Emission (g)				C: Adjusted Start Emission Within PTI (Section 2) (g)				C: Adjusted Start Emission Rate Within PTI (Section 2) (g/s)				Adjusted Start Emission Outside PTI (Section 3) (g)				E: Adjusted Start Emission Rate Outside PTI (Section 3) (g/s)			
		Res. NOx	NO_2	RSP	FSP	Res. NOx	NO_2	RSP	FSP	Res. NOx	NO_2	RSP	FSP	Res. NOx	NO_2	RSP	FSP	Res. NOx	NO_2	RSP	FSP
0	100	0	0	0	0	3.04E-05	1.59E-06	5.82E-07	5.43E-07	8.45E-09	4.42E-10	1.616E-10	1.509E-10	0	0	0	0	0	0	0	0
100	200	0	0	0	0	7.60E-05	3.98E-06	1.45E-06	1.36E-06	2.11E-08	1.10E-09	4.041E-10	3.772E-10	0	0	0	0	0	0	0	0
200	300	0	0	0	0	7.60E-05	3.98E-06	1.45E-06	1.36E-06	2.11E-08	1.10E-09	4.041E-10	3.772E-10	0	0	0	0	0	0	0	0
300	400	0	0	0	0	7.60E-05	3.98E-06	1.45E-06	1.36E-06	2.11E-08	1.10E-09	4.041E-10	3.772E-10	0	0	0	0	0	0	0	0
400	500	0	0	0	0	7.60E-05	3.98E-06	1.45E-06	1.36E-06	2.11E-08	1.10E-09	4.041E-10	3.772E-10	0	0	0	0	0	0	0	0
500	600	0	0	0	0	1.52E-05	7.95E-07	2.91E-07	2.72E-07	4.22E-09	2.21E-10	8.082E-11	7.543E-11	0	0	0	0	0	0	0	0
600	700	0	0	0	0	8.36E-05	4.37E-06	1.60E-06	1.49E-06	2.32E-08	1.22E-09	4.445E-10	4.149E-10	0	0	0	0	0	0	0	0
700	800	0	0	0	0	7.60E-05	3.98E-06	1.45E-06	1.36E-06	2.11E-08	1.10E-09	4.041E-10	3.772E-10	0	0	0	0	0	0	0	0
800	900	0	0	0	0	7.60E-05	3.98E-06	1.45E-06	1.36E-06	2.11E-08	1.10E-09	4.041E-10	3.772E-10	0	0	0	0	0	0	0	0
900	1000	0	0	0	0	7.60E-05	3.98E-06	1.45E-06	1.36E-06	2.11E-08	1.10E-09	4.041E-10	3.772E-10	0	0	0	0	0	0	0	0
1000	1100	0	0	0	0	7.60E-05	3.98E-06	1.45E-06	1.36E-06	2.11E-08	1.10E-09	4.041E-10	3.772E-10	0	0	0	0	0	0	0	0
1100	1200	0	0	0	0	7.60E-05	3.98E-06	1.45E-06	1.36E-06	2.11E-08	1.10E-09	4.041E-10	3.772E-10	0	0	0	0	0	0	0	0
1200	1300	0	0	0	0	7.60E-05	3.98E-06	1.45E-06	1.36E-06	2.11E-08	1.10E-09	4.041E-10	3.772E-10	0	0	0	0	0	0	0	0
1300	1400	0	0	0	0	5.32E-05	2.78E-06	1.02E-06	9.50E-07	1.48E-08	7.73E-10	2.829E-10	2.64E-10	0	0	0	0	0	0	0	0
1400	1500	0	0	0	0	5.32E-05	2.78E-06	1.02E-06	9.50E-07	1.48E-08	7.73E-10	2.829E-10	2.64E-10	0	0	0	0	0	0	0	0
1500	1600	0	0	0	0	5.32E-05	2.78E-06	1.02E-06	9.50E-07	1.48E-08	7.73E-10	2.829E-10	2.64E-10	0	0	0	0	0	0	0	0
1600	1700	0	0	0	0	6.08E-05	3.18E-06	1.16E-06	1.09E-06	1.69E-08	8.84E-10	3.233E-10	3.017E-10	0	0	0	0	0	0	0	0
1700	1800	0	0	0	0	5.32E-05	2.78E-06	1.02E-06	9.50E-07	1.48E-08	7.73E-10	2.829E-10	2.64E-10	0	0	0	0	0	0	0	0
1800	1900	0	0	0	0	5.32E-05	2.78E-06	1.02E-06	9.50E-07	1.48E-08	7.73E-10	2.829E-10	2.64E-10	0	0	0	0	0	0	0	0
1900	2000	0	0	0	0	5.32E-05	2.78E-06	1.02E-06	9.50E-07	1.48E-08	7.73E-10	2.829E-10	2.64E-10	0	0	0	0	0	0	0	0
2000	2100	0	0	0	0	5.32E-05	2.78E-06	1.02E-06	9.50E-07	1.48E-08	7.73E-10	2.829E-10	2.64E-10	0	0	0	0	0	0	0	0
2100	2200	0	0	0	0	6.08E-05	3.18E-06	1.16E-06	1.09E-06	1.69E-08	8.84E-10	3.233E-10	3.017E-10	0	0	0	0	0	0	0	0
2200	2300	0	0	0	0	4.56E-05	2.39E-06	8.73E-07	8.15E-07	1.27E-08	6.63E-10	2.425E-10	2.263E-10	0	0	0	0	0	0	0	0
2300	2400	0	0	0	0	6.08E-05	3.18E-06	1.16E-06	1.09E-06	1.69E-08	8.84E-10	3.233E-10	3.017E-10	0	0	0	0	0	0	0	0

PART 4 - Sum up all above parts

Calculations

*Start Emissions emit in PTI, not outside.

*Start Emissions emit in PTI, not outside.

*Start Emissions emit in PTI, not outside.

Start Hour	End Hour	Within PTI Calc: A+B+C				E: Spread distance (Section 3)				E: Spread distance (Section 3)				E: Spread distance (Section 3)			
		Within PTI (Section 1 + Section 2)				Outside PTI (to Ching Hiu Road Westbound)				Outside PTI (to Ching Hiu Road Eastbound)				Splitting in Directions			
		Total Emission (g/s)				Total Emission Rate (g/s)				Total Emission Rate (g/s)				Vehicle Flow		Ratio	
		Res. NOx	NO_2	RSP	FSP	Res. NOx	NO_2	RSP	FSP	Res. NOx	NO_2	RSP	FSP	Westbounc	Eastbound	Westbounc	Eastbound
0	100	1.02E-08	5.34E-10	4.39E-10	4.13E-10	0	0	0	0	0	0	0	0	15	14	0.51	0.49
100	200	2.56E-08	1.34E-09	1.10E-09	1.03E-09	0	0	0	0	0	0	0	0	10	10	0.50	0.50
200	300	2.56E-08	1.34E-09	1.10E-09	1.03E-09	0	0	0	0	0	0	0	0	10	11	0.48	0.52
300	400	2.56E-08	1.34E-09	1.10E-09	1.03E-09	0	0	0	0	0	0	0	0	5	5	0.49	0.51
400	500	2.56E-08	1.34E-09	1.10E-09	1.03E-09	0	0	0	0	0	0	0	0	5	5	0.49	0.51
500	600	5.11E-09	2.67E-10	2.19E-10	2.06E-10	0	0	0	0	0	0	0	0	5	5	0.49	0.51
600	700	2.81E-08	1.47E-09	1.21E-09	1.14E-09	0	0	0	0	0	0	0	0	10	10	0.50	0.50
700	800	2.56E-08	1.34E-09	1.10E-09	1.03E-09	0	0	0	0	0	0	0	0	28	24	0.54	0.46
800	900	2.56E-08	1.34E-09	1.10E-09	1.03E-09	0	0	0	0	0	0	0	0	42	47	0.47	0.53
900	1000	2.56E-08	1.34E-09	1.10E-09	1.03E-09	0	0	0	0	0	0	0	0	42	37	0.53	0.47
1000	1100	2.56E-08	1.34E-09	1.10E-09	1.03E-09	0	0	0	0	0	0	0	0	43	38	0.53	0.47
1100	1200	2.56E-08	1.34E-09	1.10E-09	1.03E-09	0	0	0	0	0	0	0	0	37	38	0.49	0.51
1200	1300	2.56E-08	1.34E-09	1.10E-09	1.03E-09	0	0	0	0	0	0	0	0	33	33	0.50	0.50
1300	1400	1.79E-08	9.35E-10	7.68E-10	7.22E-10	0	0	0	0	0	0	0	0	34	30	0.53	0.47
1400	1500	1.79E-08	9.35E-10	7.68E-10	7.22E-10	0	0	0	0	0	0	0	0	38	29	0.57	0.43
1500	1600	1.79E-08	9.35E-10	7.68E-10	7.22E-10	0	0	0	0	0	0	0	0	38	34	0.53	0.47
1600	1700	2.05E-08	1.07E-09	8.77E-10	8.25E-10	0	0	0	0	0	0	0	0	38	33	0.53	0.47
1700	1800	1.79E-08	9.35E-10	7.68E-10	7.22E-10	0	0	0	0	0	0	0	0	43	38	0.53	0.47
1800	1900	1.79E-08	9.35E-10	7.68E-10	7.22E-10	0	0	0	0	0	0	0	0	48	34	0.59	0.41
1900	2000	1.79E-08	9.35E-10	7.68E-10	7.22E-10	0	0	0	0	0	0	0	0	39	34	0.53	0.47
2000	2100	1.79E-08	9.35E-10	7.68E-10	7.22E-10	0	0	0	0	0	0	0	0	29	25	0.54	0.46
2100	2200	2.05E-08	1.07E-09	8.77E-10	8.25E-10	0	0	0	0	0	0	0	0	24	21	0.54	0.46
2200	2300	1.53E-08	8.01E-10	6.58E-10	6.19E-10	0	0	0	0	0	0	0	0	24	21	0.54	0.46
2300	2400	2.05E-08	1.07E-09	8.77E-10	8.25E-10	0	0	0	0	0	0	0	0	20	16	0.55	0.45

Start Hour	End Hour	Hourly Profile Ratio (0800-0900 as Baseline)				Hourly Profile Ratio (0800-0900 as Baseline)				Hourly Profile Ratio (0800-0900 as Baseline)			
		Res. NOx	NO_2	RSP	FSP	Res. NOx	NO_2	RSP	FSP	Res. NOx	NO_2	RSP	FSP
0	100	0.4000	0.4000	0.4000	0.4000	0	0	0	0	0	0	0	0
100	200	1.0000	1.0000	1.0000	1.0000	0	0	0	0	0	0	0	0
200	300	1.0000	1.0000	1.0000	1.0000	0	0	0	0	0	0	0	0
300	400	1.0000	1.0000	1.0000	1.0000	0	0	0	0	0	0	0	0
400	500	1.0000	1.0000	1.0000	1.0000	0	0	0	0	0	0	0	0
500	600	0.2000	0.2000	0.2000	0.2000	0	0	0	0	0	0	0	0
600	700	1.1000	1.1000	1.1000	1.1000	0	0	0	0	0	0	0	0
700	800	1.0000	1.0000	1.0000	1.0000	0	0	0	0	0	0	0	0
800	900	1.0000	1.0000	1.0000	1.0000	0	0	0	0	0	0	0	0
900	1000	1.0000	1.0000	1.0000	1.0000	0	0	0	0	0	0	0	0
1000	1100	1.0000	1.0000	1.0000	1.0000	0	0	0	0	0	0	0	0
1100	1200	1.0000	1.0000	1.0000	1.0000	0	0	0	0	0	0	0	0
1200	1300	1.0000	1.0000	1.0000	1.0000	0	0	0	0	0	0	0	0
1300	1400	0.7000	0.7000	0.7000	0.7000	0	0	0	0	0	0	0	0
1400	1500	0.7000	0.7000	0.7000	0.7000	0	0	0	0	0	0	0	0
1500	1600	0.7000	0.7000	0.7000	0.7000	0	0	0	0	0	0	0	0
1600	1700	0.8000	0.8000	0.8000	0.8000	0	0	0	0	0	0	0	0
1700	1800	0.7000	0.7000	0.7000	0.7000	0	0	0	0	0	0	0	0
1800	1900	0.7000	0.7000	0.7000	0.7000	0	0	0	0	0	0	0	0
1900	2000	0.7000	0.7000	0.7000	0.7000	0	0	0	0	0	0	0	0
2000	2100	0.7000	0.7000	0.7000	0.7000	0	0	0	0	0	0	0	0
2100	2200	0.8000	0.8000	0.8000	0.8000	0	0	0	0	0	0	0	0
2200	2300	0.6000	0.6000	0.6000	0.6000	0	0	0	0	0	0	0	0
2300	2400	0.8000	0.8000	0.8000	0.8000	0	0	0	0	0	0	0	0

Ref Road ID	#29	#28

Proposed PTI

PTI Type: Covered **Assessment Vehicle:** FBDD

PART 1 - Running Emission

Parameters

Average Travelling Distance from PTI Ingress to Start Point =	100	m	(Section 1 - Ingress)
Average Travelling Distance from Start Point to PTI Egress =	50	m	(Section 2 - Egress)
Total Travelling Distance in PTI	0.150	km	(1km=1000m)
Travelling Speed =	10	kph	

***Assume all buses in this PTI terminates/start here.**

Calculations (Input) A

Start Hour	End Hour	Total	Within PTI (Section 1)+(Section 2)											
			Running Emission Factor (g/km·vehicle)				Running Emission Within PTI (g)				Running Emission Rate Within PTI (g/s)			
			Res. NOx	NO_2	RSP	FSP	Res. NOx	NO_2	RSP	FSP	Res. NOx	NO_2	RSP	FSP
0	100	14	10.9791	0.6853	0.3869	0.3559	2.31E+01	1.44E+00	8.12E-01	7.47E-01	6.40E-03	4.00E-04	2.26E-04	2.08E-04
100	200	0	10.9791	0.6853	0.3869	0.3559	0.00E+00	0.00E+00	0.00E+00	0.00E+00	0.00E+00	0.00E+00	0.00E+00	0.00E+00
200	300	0	10.9791	0.6853	0.3869	0.3559	0.00E+00	0.00E+00	0.00E+00	0.00E+00	0.00E+00	0.00E+00	0.00E+00	0.00E+00
300	400	0	10.9791	0.6853	0.3869	0.3559	0.00E+00	0.00E+00	0.00E+00	0.00E+00	0.00E+00	0.00E+00	0.00E+00	0.00E+00
400	500	0	10.9791	0.6853	0.3869	0.3559	0.00E+00	0.00E+00	0.00E+00	0.00E+00	0.00E+00	0.00E+00	0.00E+00	0.00E+00
500	600	6	10.9791	0.6853	0.3869	0.3559	9.88E+00	6.17E-01	3.48E-01	3.20E-01	2.74E-03	1.71E-04	9.67E-05	8.90E-05
600	700	34	10.9791	0.6853	0.3869	0.3559	5.60E+01	3.50E+00	1.97E+00	1.82E+00	1.56E-02	9.71E-04	5.48E-04	5.04E-04
700	800	34	10.9791	0.6853	0.3869	0.3559	5.60E+01	3.50E+00	1.97E+00	1.82E+00	1.56E-02	9.71E-04	5.48E-04	5.04E-04
800	900	34	10.9791	0.6853	0.3869	0.3559	5.60E+01	3.50E+00	1.97E+00	1.82E+00	1.56E-02	9.71E-04	5.48E-04	5.04E-04
900	1000	20	10.9791	0.6853	0.3869	0.3559	3.29E+01	2.06E+00	1.16E+00	1.07E+00	9.15E-03	5.71E-04	3.22E-04	2.97E-04
1000	1100	20	10.9791	0.6853	0.3869	0.3559	3.29E+01	2.06E+00	1.16E+00	1.07E+00	9.15E-03	5.71E-04	3.22E-04	2.97E-04
1100	1200	20	10.9791	0.6853	0.3869	0.3559	3.29E+01	2.06E+00	1.16E+00	1.07E+00	9.15E-03	5.71E-04	3.22E-04	2.97E-04
1200	1300	20	10.9791	0.6853	0.3869	0.3559	3.29E+01	2.06E+00	1.16E+00	1.07E+00	9.15E-03	5.71E-04	3.22E-04	2.97E-04
1300	1400	20	10.9791	0.6853	0.3869	0.3559	3.29E+01	2.06E+00	1.16E+00	1.07E+00	9.15E-03	5.71E-04	3.22E-04	2.97E-04
1400	1500	20	10.9791	0.6853	0.3869	0.3559	3.29E+01	2.06E+00	1.16E+00	1.07E+00	9.15E-03	5.71E-04	3.22E-04	2.97E-04
1500	1600	37	10.9791	0.6853	0.3869	0.3559	6.09E+01	3.80E+00	2.15E+00	1.98E+00	1.69E-02	1.06E-03	5.96E-04	5.49E-04
1600	1700	37	10.9791	0.6853	0.3869	0.3559	6.09E+01	3.80E+00	2.15E+00	1.98E+00	1.69E-02	1.06E-03	5.96E-04	5.49E-04
1700	1800	37	10.9791	0.6853	0.3869	0.3559	6.09E+01	3.80E+00	2.15E+00	1.98E+00	1.69E-02	1.06E-03	5.96E-04	5.49E-04
1800	1900	37	10.9791	0.6853	0.3869	0.3559	6.09E+01	3.80E+00	2.15E+00	1.98E+00	1.69E-02	1.06E-03	5.96E-04	5.49E-04
1900	2000	20	10.9791	0.6853	0.3869	0.3559	3.29E+01	2.06E+00	1.16E+00	1.07E+00	9.15E-03	5.71E-04	3.22E-04	2.97E-04
2000	2100	20	10.9791	0.6853	0.3869	0.3559	3.29E+01	2.06E+00	1.16E+00	1.07E+00	9.15E-03	5.71E-04	3.22E-04	2.97E-04
2100	2200	20	10.9791	0.6853	0.3869	0.3559	3.29E+01	2.06E+00	1.16E+00	1.07E+00	9.15E-03	5.71E-04	3.22E-04	2.97E-04
2200	2300	20	10.9791	0.6853	0.3869	0.3559	3.29E+01	2.06E+00	1.16E+00	1.07E+00	9.15E-03	5.71E-04	3.22E-04	2.97E-04
2300	2400	20	10.9791	0.6853	0.3869	0.3559	3.29E+01	2.06E+00	1.16E+00	1.07E+00	9.15E-03	5.71E-04	3.22E-04	2.97E-04

PART 2 - Start Emission (only for Terminating Buses)

Start Emission Factor Extracted from EMFAC (g/trip)

	5	10	20	30	40	50	60	120	180	240	300	360	420	480	540	600	660	720
Res. NOx	0.6934	1.2481	1.6641	2.3575	2.9122	3.8829	5.6857	7.0725	10.4007	13.5902	15.2543	18.0278	19.8306	20.8013	21.3561	21.9108	22.1881	22.1881
NO2	0.0481	0.0865	0.1154	0.1634	0.2019	0.2692	0.3942	0.4903	0.7211	0.9422	1.0576	1.2499	1.3749	1.4422	1.4806	1.5191	1.5383	1.5383
RSP	0	0	0	0	0	0	0	0	0	0	0	0	0	0	0	0	0	0
FSP	0	0	0	0	0	0	0	0	0	0	0	0	0	0	0	0	0	0

Calculations (only applicable for Terminating Buses) ***Assume all buses in this PTI terminates/start here.**

Start Hour	End Hour	Total #	Terminating Ratio	Terminating #	Number of Trips																		Start Emission (g)			
					5	10	20	30	40	50	60	120	180	240	300	360	420	480	540	600	660	720	Res. NOx	NO_2	RSP	FSP
0	100	14	1	*14*	0	0	0	*14*	0	0	0	0	0	0	0	0	0	0	0	0	0	0	3.30E+01	2.29E+00	0	0
100	200	0	1	*0*	0	0	0	*0*	0	0	0	0	0	0	0	0	0	0	0	0	0	0	0.00E+00	0.00E+00	0	0
200	300	0	1	*0*	0	0	0	*0*	0	0	0	0	0	0	0	0	0	0	0	0	0	0	0.00E+00	0.00E+00	0	0
300	400	0	1	*0*	0	0	0	*0*	0	0	0	0	0	0	0	0	0	0	0	0	0	0	0.00E+00	0.00E+00	0	0
400	500	0	1	*0*	0	0	0	*0*	0	0	0	0	0	0	0	0	0	0	0	0	0	0	0.00E+00	0.00E+00	0	0
500	600	6	1	*6*	0	0	0	*6*	0	0	0	0	0	0	0	0	0	0	0	0	0	0	1.41E+01	9.80E-01	0	0
600	700	34	1	*34*	0	0	0	*34*	0	0	0	0	0	0	0	0	0	0	0	0	0	0	8.02E+01	5.56E+00	0	0
700	800	34	1	*34*	0	0	0	*34*	0	0	0	0	0	0	0	0	0	0	0	0	0	0	8.02E+01	5.56E+00	0	0
800	900	34	1	*34*	0	0	0	*34*	0	0	0	0	0	0	0	0	0	0	0	0	0	0	8.02E+01	5.56E+00	0	0
900	1000	20	1	*20*	0	0	0	*20*	0	0	0	0	0	0	0	0	0	0	0	0	0	0	4.72E+01	3.27E+00	0	0
1000	1100	20	1	*20*	0	0	0	*20*	0	0	0	0	0	0	0	0	0	0	0	0	0	0	4.72E+01	3.27E+00	0	0
1100	1200	20	1	*20*	0	0	0	*20*	0	0	0	0	0	0	0	0	0	0	0	0	0	0	4.72E+01	3.27E+00	0	0
1200	1300	20	1	*20*	0	0	0	*20*	0	0	0	0	0	0	0	0	0	0	0	0	0	0	4.72E+01	3.27E+00	0	0
1300	1400	20	1	*20*	0	0	0	*20*	0	0	0	0	0	0	0	0	0	0	0	0	0	0	4.72E+01	3.27E+00	0	0
1400	1500	20	1	*20*	0	0	0	*20*	0	0	0	0	0	0	0	0	0	0	0	0	0	0	4.72E+01	3.27E+00	0	0
1500	1600	37	1	*37*	0	0	0	*37*	0	0	0	0	0	0	0	0	0	0	0	0	0	0	8.72E+01	6.05E+00	0	0
1600	1700	37	1	*37*	0	0	0	*37*	0	0	0	0	0	0	0	0	0	0	0	0	0	0	8.72E+01	6.05E+00	0	0
1700	1800	37	1	*37*	0	0	0	*37*	0	0	0	0	0	0	0	0	0	0	0	0	0	0	8.72E+01	6.05E+00	0	0
1800	1900	37	1	*37*	0	0	0	*37*	0	0	0	0	0	0	0	0	0	0	0	0	0	0	8.72E+01	6.05E+00	0	0
1900	2000	20	1	*20*	0	0	0	*20*	0	0	0	0	0	0	0	0	0	0	0	0	0	0	4.72E+01	3.27E+00	0	0
2000	2100	20	1	*20*	0	0	0	*20*	0	0	0	0	0	0	0	0	0	0	0	0	0	0	4.72E+01	3.27E+00	0	0
2100	2200	20	1	*20*	0	0	0	*20*	0	0	0	0	0	0	0	0	0	0	0	0	0	0	4.72E+01	3.27E+00	0	0
2200	2300	20	1	*20*	0	0	0	*20*	0	0	0	0	0	0	0	0	0	0	0	0	0	0	4.72E+01	3.27E+00	0	0
2300	2400	20	1	*20*	0	0	0	*20*	0	0	0	0	0	0	0	0	0	0	0	0	0	0	4.72E+01	3.27E+00	0	0

Remark: Number of trips were derived based on on-site observations at the PTIs and operators' published schedules.

*No bus park overnight at this PTI based on site observation.

PART 3 - Idling Emission (Terminating Buses)

Parameters

Idling Time for Terminating Buses = 2 min(s) *As On-Site observations

Calculations (only applicable for Terminating Buses) *Cold Idling = 60-720min; Hot idling = 5-50min. *Total Idling Emission = Cold Idling + Hot idling

Start Hour	End Hour	Trips (60-720min)	Cold Idling Emission Factor (g/min)				Cold Idling Emission (g)				Trips (5-50min)	Hot Idling Emission Factor (g/min)				Hot Idling Emission (g)				Total Idling Emission within PTI (g)				B: Total Idling Emission Rate within PTI (g/s)			
			Res. NOx	NO_2	RSP	FSP	Res. NOx	NO_2	RSP	FSP		Res. NOx	NO_2	RSP	FSP	Res. NOx	NO_2	RSP	FSP	Res. NOx	NO_2	RSP	FSP	Res. NOx	NO_2	RSP	FSP
0	100	0	6.32E+00	3.94E-01	1.55E-03	1.55E-03	0	0	0	0	14	1.74E-01	1.09E-02	1.55E-03	1.55E-03	4.88E+00	3.04E-01	4.33E-02	4.33E-02	4.88E+00	3.04E-01	4.33E-02	4.33E-02	1.35E-03	8.46E-05	1.20E-05	1.20E-05
100	200	0	6.32E+00	3.94E-01	1.55E-03	1.55E-03	0	0	0	0	0	1.74E-01	1.09E-02	1.55E-03	1.55E-03	0.00E+00	0.00E+00	0.00E+00	0.00E+00	0.00E+00	0.00E+00	0.00E+00	0.00E+00	0.00E+00	0.00E+00	0.00E+00	0.00E+00
200	300	0	6.32E+00	3.94E-01	1.55E-03	1.55E-03	0	0	0	0	0	1.74E-01	1.09E-02	1.55E-03	1.55E-03	0.00E+00	0.00E+00	0.00E+00	0.00E+00	0.00E+00	0.00E+00	0.00E+00	0.00E+00	0.00E+00	0.00E+00	0.00E+00	0.00E+00
300	400	0	6.32E+00	3.94E-01	1.55E-03	1.55E-03	0	0	0	0	0	1.74E-01	1.09E-02	1.55E-03	1.55E-03	0.00E+00	0.00E+00	0.00E+00	0.00E+00	0.00E+00	0.00E+00	0.00E+00	0.00E+00	0.00E+00	0.00E+00	0.00E+00	0.00E+00
400	500	0	6.32E+00	3.94E-01	1.55E-03	1.55E-03	0	0	0	0	0	1.74E-01	1.09E-02	1.55E-03	1.55E-03	0.00E+00	0.00E+00	0.00E+00	0.00E+00	0.00E+00	0.00E+00	0.00E+00	0.00E+00	0.00E+00	0.00E+00	0.00E+00	0.00E+00
500	600	0	6.32E+00	3.94E-01	1.55E-03	1.55E-03	0	0	0	0	6	1.74E-01	1.09E-02	1.55E-03	1.55E-03	2.09E+00	1.30E-01	1.86E-02	1.86E-02	2.09E+00	1.30E-01	1.86E-02	1.86E-02	5.81E-04	3.62E-05	5.15E-06	5.15E-06
600	700	0	6.32E+00	3.94E-01	1.55E-03	1.55E-03	0	0	0	0	34	1.74E-01	1.09E-02	1.55E-03	1.55E-03	1.18E+01	7.39E-01	1.05E-01	1.05E-01	1.18E+01	7.39E-01	1.05E-01	1.05E-01	3.29E-03	2.05E-04	2.92E-05	2.92E-05
700	800	0	6.32E+00	3.94E-01	1.55E-03	1.55E-03	0	0	0	0	34	1.74E-01	1.09E-02	1.55E-03	1.55E-03	1.18E+01	7.39E-01	1.05E-01	1.05E-01	1.18E+01	7.39E-01	1.05E-01	1.05E-01	3.29E-03	2.05E-04	2.92E-05	2.92E-05
800	900	0	6.32E+00	3.94E-01	1.55E-03	1.55E-03	0	0	0	0	34	1.74E-01	1.09E-02	1.55E-03	1.55E-03	1.18E+01	7.39E-01	1.05E-01	1.05E-01	1.18E+01	7.39E-01	1.05E-01	1.05E-01	3.29E-03	2.05E-04	2.92E-05	2.92E-05
900	1000	0	6.32E+00	3.94E-01	1.55E-03	1.55E-03	0	0	0	0	20	1.74E-01	1.09E-02	1.55E-03	1.55E-03	6.97E+00	4.35E-01	6.19E-02	6.19E-02	6.97E+00	4.35E-01	6.19E-02	6.19E-02	1.94E-03	1.21E-04	1.72E-05	1.72E-05
1000	1100	0	6.32E+00	3.94E-01	1.55E-03	1.55E-03	0	0	0	0	20	1.74E-01	1.09E-02	1.55E-03	1.55E-03	6.97E+00	4.35E-01	6.19E-02	6.19E-02	6.97E+00	4.35E-01	6.19E-02	6.19E-02	1.94E-03	1.21E-04	1.72E-05	1.72E-05
1100	1200	0	6.32E+00	3.94E-01	1.55E-03	1.55E-03	0	0	0	0	20	1.74E-01	1.09E-02	1.55E-03	1.55E-03	6.97E+00	4.35E-01	6.19E-02	6.19E-02	6.97E+00	4.35E-01	6.19E-02	6.19E-02	1.94E-03	1.21E-04	1.72E-05	1.72E-05
1200	1300	0	6.32E+00	3.94E-01	1.55E-03	1.55E-03	0	0	0	0	20	1.74E-01	1.09E-02	1.55E-03	1.55E-03	6.97E+00	4.35E-01	6.19E-02	6.19E-02	6.97E+00	4.35E-01	6.19E-02	6.19E-02	1.94E-03	1.21E-04	1.72E-05	1.72E-05
1300	1400	0	6.32E+00	3.94E-01	1.55E-03	1.55E-03	0	0	0	0	20	1.74E-01	1.09E-02	1.55E-03	1.55E-03	6.97E+00	4.35E-01	6.19E-02	6.19E-02	6.97E+00	4.35E-01	6.19E-02	6.19E-02	1.94E-03	1.21E-04	1.72E-05	1.72E-05
1400	1500	0	6.32E+00	3.94E-01	1.55E-03	1.55E-03	0	0	0	0	20	1.74E-01	1.09E-02	1.55E-03	1.55E-03	6.97E+00	4.35E-01	6.19E-02	6.19E-02	6.97E+00	4.35E-01	6.19E-02	6.19E-02	1.94E-03	1.21E-04	1.72E-05	1.72E-05
1500	1600	0	6.32E+00	3.94E-01	1.55E-03	1.55E-03	0	0	0	0	37	1.74E-01	1.09E-02	1.55E-03	1.55E-03	1.29E+01	8.05E-01	1.14E-01	1.14E-01	1.29E+01	8.05E-01	1.14E-01	1.14E-01	3.58E-03	2.23E-04	3.18E-05	3.18E-05
1600	1700	0	6.32E+00	3.94E-01	1.55E-03	1.55E-03	0	0	0	0	37	1.74E-01	1.09E-02	1.55E-03	1.55E-03	1.29E+01	8.05E-01	1.14E-01	1.14E-01	1.29E+01	8.05E-01	1.14E-01	1.14E-01	3.58E-03	2.23E-04	3.18E-05	3.18E-05
1700	1800	0	6.32E+00	3.94E-01	1.55E-03	1.55E-03	0	0	0	0	37	1.74E-01	1.09E-02	1.55E-03	1.55E-03	1.29E+01	8.05E-01	1.14E-01	1.14E-01	1.29E+01	8.05E-01	1.14E-01	1.14E-01	3.58E-03	2.23E-04	3.18E-05	3.18E-05
1800	1900	0	6.32E+00	3.94E-01	1.55E-03	1.55E-03	0	0	0	0	37	1.74E-01	1.09E-02	1.55E-03	1.55E-03	1.29E+01	8.05E-01	1.14E-01	1.14E-01	1.29E+01	8.05E-01	1.14E-01	1.14E-01	3.58E-03	2.23E-04	3.18E-05	3.18E-05
1900	2000	0	6.32E+00	3.94E-01	1.55E-03	1.55E-03	0	0	0	0	20	1.74E-01	1.09E-02	1.55E-03	1.55E-03	6.97E+00	4.35E-01	6.19E-02	6.19E-02	6.97E+00	4.35E-01	6.19E-02	6.19E-02	1.94E-03	1.21E-04	1.72E-05	1.72E-05
2000	2100	0	6.32E+00	3.94E-01	1.55E-03	1.55E-03	0	0	0	0	20	1.74E-01	1.09E-02	1.55E-03	1.55E-03	6.97E+00	4.35E-01	6.19E-02	6.19E-02	6.97E+00	4.35E-01	6.19E-02	6.19E-02	1.94E-03	1.21E-04	1.72E-05	1.72E-05
2100	2200	0	6.32E+00	3.94E-01	1.55E-03	1.55E-03	0	0	0	0	20	1.74E-01	1.09E-02	1.55E-03	1.55E-03	6.97E+00	4.35E-01	6.19E-02	6.19E-02	6.97E+00	4.35E-01	6.19E-02	6.19E-02	1.94E-03	1.21E-04	1.72E-05	1.72E-05
2200	2300	0	6.32E+00	3.94E-01	1.55E-03	1.55E-03	0	0	0	0	20	1.74E-01	1.09E-02	1.55E-03	1.55E-03	6.97E+00	4.35E-01	6.19E-02	6.19E-02	6.97E+00	4.35E-01	6.19E-02	6.19E-02	1.94E-03	1.21E-04	1.72E-05	1.72E-05
2300	2400	0	6.32E+00	3.94E-01	1.55E-03	1.55E-03	0	0	0	0	20	1.74E-01	1.09E-02	1.55E-03	1.55E-03	6.97E+00	4.35E-01	6.19E-02	6.19E-02	6.97E+00	4.35E-01	6.19E-02	6.19E-02	1.94E-03	1.21E-04	1.72E-05	1.72E-05

Parameters

Maximum Duration for adjusting Start Emission = 1 min(s) *As per EPD Guidleine

Travelling Distance from Start Point to PTI Egress = 50 m (Section 2)

Travelling Distance from PTI Egress to Open Road = 650 m (Section 3) * (Section 2)+(Section 3) = 700m Spread Distance as per EPD Guideline

Calculations for Adjusted Start Emission

Start Hour	End Hour	Emission for Adjusting Start Emission (g)				Adjusted Start Emission Within PTI (Section 2) (g)				C: Adjusted Start Emission Rate Within PTI (Section 2) (g/s)				Adjusted Start Emission Outside PTI (Section 3) (g)				E: Adjusted Start Emission Rate Outside PTI (Section 3) (g/s)			
		Res. NOx	NO_2	RSP	FSP	Res. NOx	NO_2	RSP	FSP	Res. NOx	NO_2	RSP	FSP	Res. NOx	NO_2	RSP	FSP	Res. NOx	NO_2	RSP	FSP
0	100	2.44E+00	1.52E-01	2.16E-02	2.16E-02	2.18E+00	1.53E-01	0	0	6.06E-04	4.24E-05	0	0	2.84E+01	1.98E+00	0	0	7.88E-03	5.51E-04	0	0
100	200	0.00E+00	0.00E+00	0.00E+00	0.00E+00	0.00E+00	0.00E+00	0	0	0.00E+00	0.00E+00	0	0	0.00E+00	0.00E+00	0	0	0.00E+00	0.00E+00	0	0
200	300	0.00E+00	0.00E+00	0.00E+00	0.00E+00	0.00E+00	0.00E+00	0	0	0.00E+00	0.00E+00	0	0	0.00E+00	0.00E+00	0	0	0.00E+00	0.00E+00	0	0
300	400	0.00E+00	0.00E+00	0.00E+00	0.00E+00	0.00E+00	0.00E+00	0	0	0.00E+00	0.00E+00	0	0	0.00E+00	0.00E+00	0	0	0.00E+00	0.00E+00	0	0
400	500	0.00E+00	0.00E+00	0.00E+00	0.00E+00	0.00E+00	0.00E+00	0	0	0.00E+00	0.00E+00	0	0	0.00E+00	0.00E+00	0	0	0.00E+00	0.00E+00	0	0
500	600	1.05E+00	6.52E-02	9.28E-03	9.28E-03	9.36E-01	6.54E-02	0	0	2.60E-04	1.82E-05	0	0	1.22E+01	8.50E-01	0	0	3.38E-03	2.36E-04	0	0
600	700	5.92E+00	3.70E-01	5.26E-02	5.26E-02	5.30E+00	3.70E-01	0	0	1.47E-03	1.03E-04	0	0	6.89E+01	4.82E+00	0	0	1.91E-02	1.34E-03	0	0
700	800	5.92E+00	3.70E-01	5.26E-02	5.26E-02	5.30E+00	3.70E-01	0	0	1.47E-03	1.03E-04	0	0	6.89E+01	4.82E+00	0	0	1.91E-02	1.34E-03	0	0
800	900	5.92E+00	3.70E-01	5.26E-02	5.26E-02	5.30E+00	3.70E-01	0	0	1.47E-03	1.03E-04	0	0	6.89E+01	4.82E+00	0	0	1.91E-02	1.34E-03	0	0
900	1000	3.48E+00	2.17E-01	3.09E-02	3.09E-02	3.12E+00	2.18E-01	0	0	8.66E-04	6.05E-05	0	0	4.05E+01	2.83E+00	0	0	1.13E-02	7.87E-04	0	0
1000	1100	3.48E+00	2.17E-01	3.09E-02	3.09E-02	3.12E+00	2.18E-01	0	0	8.66E-04	6.05E-05	0	0	4.05E+01	2.83E+00	0	0	1.13E-02	7.87E-04	0	0
1100	1200	3.48E+00	2.17E-01	3.09E-02	3.09E-02	3.12E+00	2.18E-01	0	0	8.66E-04	6.05E-05	0	0	4.05E+01	2.83E+00	0	0	1.13E-02	7.87E-04	0	0
1200	1300	3.48E+00	2.17E-01	3.09E-02	3.09E-02	3.12E+00	2.18E-01	0	0	8.66E-04	6.05E-05	0	0	4.05E+01	2.83E+00	0	0	1.13E-02	7.87E-04	0	0
1300	1400	3.48E+00	2.17E-01	3.09E-02	3.09E-02	3.12E+00	2.18E-01	0	0	8.66E-04	6.05E-05	0	0	4.05E+01	2.83E+00	0	0	1.13E-02	7.87E-04	0	0
1400	1500	3.48E+00	2.17E-01	3.09E-02	3.09E-02	3.12E+00	2.18E-01	0	0	8.66E-04	6.05E-05	0	0	4.05E+01	2.83E+00	0	0	1.13E-02	7.87E-04	0	0
1500	1600	6.44E+00	4.02E-01	5.72E-02	5.72E-02	5.77E+00	4.03E-01	0	0	1.60E-03	1.12E-04	0	0	7.50E+01	5.24E+00	0	0	2.08E-02	1.46E-03	0	0
1600	1700	6.44E+00	4.02E-01	5.72E-02	5.72E-02	5.77E+00	4.03E-01	0	0	1.60E-03	1.12E-04	0	0	7.50E+01	5.24E+00	0	0	2.08E-02	1.46E-03	0	0
1700	1800	6.44E+00	4.02E-01	5.72E-02	5.72E-02	5.77E+00	4.03E-01	0	0	1.60E-03	1.12E-04	0	0	7.50E+01	5.24E+00	0	0	2.08E-02	1.46E-03	0	0
1800	1900	6.44E+00	4.02E-01	5.72E-02	5.72E-02	5.77E+00	4.03E-01	0	0	1.60E-03	1.12E-04	0	0	7.50E+01	5.24E+00	0	0	2.08E-02	1.46E-03	0	0
1900	2000	3.48E+00	2.17E-01	3.09E-02	3.09E-02	3.12E+00	2.18E-01	0	0	8.66E-04	6.05E-05	0	0	4.05E+01	2.83E+00	0	0	1.13E-02	7.87E-04	0	0
2000	2100	3.48E+00	2.17E-01	3.09E-02	3.09E-02	3.12E+00	2.18E-01	0	0	8.66E-04	6.05E-05	0	0	4.05E+01	2.83E+00	0	0	1.13E-02	7.87E-04	0	0
2100	2200	3.48E+00	2.17E-01	3.09E-02	3.09E-02	3.12E+00	2.18E-01	0	0	8.66E-04	6.05E-05	0	0	4.05E+01	2.83E+00	0	0	1.13E-02	7.87E-04	0	0
2200	2300	3.48E+00	2.17E-01	3.09E-02	3.09E-02	3.12E+00	2.18E-01	0	0	8.66E-04	6.05E-05	0	0	4.05E+01	2.83E+00	0	0	1.13E-02	7.87E-04	0	0
2300	2400	3.48E+00	2.17E-01	3.09E-02	3.09E-02	3.12E+00	2.18E-01	0	0	8.66E-04	6.05E-05	0	0	4.05E+01	2.83E+00	0	0	1.13E-02	7.87E-04	0	0

PART 4 - Idling Emission (Bypass Buses)

Parameters

Idling Time for Bypass Buses = 2 min(s) *As On-Site observations

Calculations (only applicable for Bypass Buses) *Only Hot idling occur

Start Hour	End Hour	Total #	Bypass Ratio	Terminating #	Hot Idling Emission Factor (g/min)				Hot Idling Emission (g)				D: Hot Idling Emission Rate within PTI (g/s)			
					Res. NOx	NO_2	RSP	FSP	Res. NOx	NO_2	RSP	FSP	Res. NOx	NO_2	RSP	FSP
0	100	14	0	0	1.74E-01	1.09E-02	1.55E-03	1.55E-03	0.00E+00	0.00E+00	0.00E+00	0.00E+00	0.00E+00	0.00E+00	0.00E+00	0.00E+00
100	200	0	0	0	1.74E-01	1.09E-02	1.55E-03	1.55E-03	0.00E+00	0.00E+00	0.00E+00	0.00E+00	0.00E+00	0.00E+00	0.00E+00	0.00E+00
200	300	0	0	0	1.74E-01	1.09E-02	1.55E-03	1.55E-03	0.00E+00	0.00E+00	0.00E+00	0.00E+00	0.00E+00	0.00E+00	0.00E+00	0.00E+00
300	400	0	0	0	1.74E-01	1.09E-02	1.55E-03	1.55E-03	0.00E+00	0.00E+00	0.00E+00	0.00E+00	0.00E+00	0.00E+00	0.00E+00	0.00E+00
400	500	0	0	0	1.74E-01	1.09E-02	1.55E-03	1.55E-03	0.00E+00	0.00E+00	0.00E+00	0.00E+00	0.00E+00	0.00E+00	0.00E+00	0.00E+00
500	600	6	0	0	1.74E-01	1.09E-02	1.55E-03	1.55E-03	0.00E+00	0.00E+00	0.00E+00	0.00E+00	0.00E+00	0.00E+00	0.00E+00	0.00E+00
600	700	34	0	0	1.74E-01	1.09E-02	1.55E-03	1.55E-03	0.00E+00	0.00E+00	0.00E+00	0.00E+00	0.00E+00	0.00E+00	0.00E+00	0.00E+00
700	800	34	0	0	1.74E-01	1.09E-02	1.55E-03	1.55E-03	0.00E+00	0.00E+00	0.00E+00	0.00E+00	0.00E+00	0.00E+00	0.00E+00	0.00E+00
800	900	34	0	0	1.74E-01	1.09E-02	1.55E-03	1.55E-03	0.00E+00	0.00E+00	0.00E+00	0.00E+00	0.00E+00	0.00E+00	0.00E+00	0.00E+00
900	1000	20	0	0	1.74E-01	1.09E-02	1.55E-03	1.55E-03	0.00E+00	0.00E+00	0.00E+00	0.00E+00	0.00E+00	0.00E+00	0.00E+00	0.00E+00
1000	1100	20	0	0	1.74E-01	1.09E-02	1.55E-03	1.55E-03	0.00E+00	0.00E+00	0.00E+00	0.00E+00	0.00E+00	0.00E+00	0.00E+00	0.00E+00
1100	1200	20	0	0	1.74E-01	1.09E-02	1.55E-03	1.55E-03	0.00E+00	0.00E+00	0.00E+00	0.00E+00	0.00E+00	0.00E+00	0.00E+00	0.00E+00
1200	1300	20	0	0	1.74E-01	1.09E-02	1.55E-03	1.55E-03	0.00E+00	0.00E+00	0.00E+00	0.00E+00	0.00E+00	0.00E+00	0.00E+00	0.00E+00
1300	1400	20	0	0	1.74E-01	1.09E-02	1.55E-03	1.55E-03	0.00E+00	0.00E+00	0.00E+00	0.00E+00	0.00E+00	0.00E+00	0.00E+00	0.00E+00
1400	1500	20	0	0	1.74E-01	1.09E-02	1.55E-03	1.55E-03	0.00E+00	0.00E+00	0.00E+00	0.00E+00	0.00E+00	0.00E+00	0.00E+00	0.00E+00
1500	1600	37	0	0	1.74E-01	1.09E-02	1.55E-03	1.55E-03	0.00E+00	0.00E+00	0.00E+00	0.00E+00	0.00E+00	0.00E+00	0.00E+00	0.00E+00
1600	1700	37	0	0	1.74E-01	1.09E-02	1.55E-03	1.55E-03	0.00E+00	0.00E+00	0.00E+00	0.00E+00	0.00E+00	0.00E+00	0.00E+00	0.00E+00
1700	1800	37	0	0	1.74E-01	1.09E-02	1.55E-03	1.55E-03	0.00E+00	0.00E+00	0.00E+00	0.00E+00	0.00E+00	0.00E+00	0.00E+00	0.00E+00
1800	1900	37	0	0	1.74E-01	1.09E-02	1.55E-03	1.55E-03	0.00E+00	0.00E+00	0.00E+00	0.00E+00	0.00E+00	0.00E+00	0.00E+00	0.00E+00
1900	2000	20	0	0	1.74E-01	1.09E-02	1.55E-03	1.55E-03	0.00E+00	0.00E+00	0.00E+00	0.00E+00	0.00E+00	0.00E+00	0.00E+00	0.00E+00
2000	2100	20	0	0	1.74E-01	1.09E-02	1.55E-03	1.55E-03	0.00E+00	0.00E+00	0.00E+00	0.00E+00	0.00E+00	0.00E+00	0.00E+00	0.00E+00
2100	2200	20	0	0	1.74E-01	1.09E-02	1.55E-03	1.55E-03	0.00E+00	0.00E+00	0.00E+00	0.00E+00	0.00E+00	0.00E+00	0.00E+00	0.00E+00
2200	2300	20	0	0	1.74E-01	1.09E-02	1.55E-03	1.55E-03	0.00E+00	0.00E+00	0.00E+00	0.00E+00	0.00E+00	0.00E+00	0.00E+00	0.00E+00
2300	2400	20	0	0	1.74E-01	1.09E-02	1.55E-03	1.55E-03	0.00E+00	0.00E+00	0.00E+00	0.00E+00	0.00E+00	0.00E+00	0.00E+00	0.00E+00

PART 5 - Sum up all above parts

Calculations

Start Hour	End Hour	Within PTI Calc: A+B+C+D — Within PTI (Section 1 + Section 2) Total Emission Rate (g/s)				E: Spread distance (Section 3) — to Ping Kong Road Northbound Total Emission Rate (g/s)			
		Res. NOx	NO_2	RSP	FSP	Res. NOx	NO_2	RSP	FSP
0	100	8.37E-03	5.27E-04	2.38E-04	2.20E-04	1.13E-03	7.87E-05	0	0
100	200	0.00E+00	0.00E+00	0.00E+00	0.00E+00	0.00E+00	0.00E+00	0	0
200	300	0.00E+00	0.00E+00	0.00E+00	0.00E+00	0.00E+00	0.00E+00	0	0
300	400	0.00E+00	0.00E+00	0.00E+00	0.00E+00	0.00E+00	0.00E+00	0	0
400	500	0.00E+00	0.00E+00	0.00E+00	0.00E+00	0.00E+00	0.00E+00	0	0
500	600	3.59E-03	2.26E-04	1.02E-04	9.41E-05	1.13E-03	7.87E-05	0	0
600	700	2.03E-02	1.28E-03	5.77E-04	5.33E-04	2.25E-03	1.57E-04	0	0
700	800	2.03E-02	1.28E-03	5.77E-04	5.33E-04	2.25E-03	1.57E-04	0	0
800	900	2.03E-02	1.28E-03	5.77E-04	5.33E-04	2.25E-03	1.57E-04	0	0
900	1000	1.20E-02	7.52E-04	3.40E-04	3.14E-04	2.25E-03	1.57E-04	0	0
1000	1100	1.20E-02	7.52E-04	3.40E-04	3.14E-04	2.25E-03	1.57E-04	0	0
1100	1200	1.20E-02	7.52E-04	3.40E-04	3.14E-04	2.25E-03	1.57E-04	0	0
1200	1300	1.20E-02	7.52E-04	3.40E-04	3.14E-04	2.25E-03	1.57E-04	0	0
1300	1400	1.20E-02	7.52E-04	3.40E-04	3.14E-04	2.25E-03	1.57E-04	0	0
1400	1500	1.20E-02	7.52E-04	3.40E-04	3.14E-04	2.25E-03	1.57E-04	0	0
1500	1600	2.21E-02	1.39E-03	6.28E-04	5.80E-04	2.25E-03	1.57E-04	0	0
1600	1700	2.21E-02	1.39E-03	6.28E-04	5.80E-04	2.25E-03	1.57E-04	0	0
1700	1800	2.21E-02	1.39E-03	6.28E-04	5.80E-04	2.25E-03	1.57E-04	0	0
1800	1900	2.21E-02	1.39E-03	6.28E-04	5.80E-04	2.25E-03	1.57E-04	0	0
1900	2000	1.20E-02	7.52E-04	3.40E-04	3.14E-04	2.25E-03	1.57E-04	0	0
2000	2100	1.20E-02	7.52E-04	3.40E-04	3.14E-04	2.25E-03	1.57E-04	0	0
2100	2200	1.20E-02	7.52E-04	3.40E-04	3.14E-04	2.25E-03	1.57E-04	0	0
2200	2300	1.20E-02	7.52E-04	3.40E-04	3.14E-04	2.25E-03	1.57E-04	0	0
2300	2400	1.20E-02	7.52E-04	3.40E-04	3.14E-04	2.25E-03	1.57E-04	0	0

Start Hour	End Hour	Hourly Profile Ratio (0800-0900 as Baseline)				Hourly Profile Ratio (0800-0900 as Baseline)			
		Res. NOx	NO_2	RSP	FSP	Res. NOx	NO_2	RSP	FSP
0	100	0.4118	0.4118	0.4118	0.4118	0.5000	0.5000	0	0
100	200	0.0000	0.0000	0.0000	0.0000	0.0000	0.0000	0	0
200	300	0.0000	0.0000	0.0000	0.0000	0.0000	0.0000	0	0
300	400	0.0000	0.0000	0.0000	0.0000	0.0000	0.0000	0	0
400	500	0.0000	0.0000	0.0000	0.0000	0.0000	0.0000	0	0
500	600	0.1765	0.1765	0.1765	0.1765	0.5000	0.5000	0	0
600	700	1.0000	1.0000	1.0000	1.0000	1.0000	1.0000	0	0
700	800	1.0000	1.0000	1.0000	1.0000	1.0000	1.0000	0	0
800	900	1.0000	1.0000	1.0000	1.0000	1.0000	1.0000	0	0
900	1000	0.5882	0.5882	0.5882	0.5882	1.0000	1.0000	0	0
1000	1100	0.5882	0.5882	0.5882	0.5882	1.0000	1.0000	0	0
1100	1200	0.5882	0.5882	0.5882	0.5882	1.0000	1.0000	0	0
1200	1300	0.5882	0.5882	0.5882	0.5882	1.0000	1.0000	0	0
1300	1400	0.5882	0.5882	0.5882	0.5882	1.0000	1.0000	0	0
1400	1500	0.5882	0.5882	0.5882	0.5882	1.0000	1.0000	0	0
1500	1600	1.0882	1.0882	1.0882	1.0882	1.0000	1.0000	0	0
1600	1700	1.0882	1.0882	1.0882	1.0882	1.0000	1.0000	0	0
1700	1800	1.0882	1.0882	1.0882	1.0882	1.0000	1.0000	0	0
1800	1900	1.0882	1.0882	1.0882	1.0882	1.0000	1.0000	0	0
1900	2000	0.5882	0.5882	0.5882	0.5882	1.0000	1.0000	0	0
2000	2100	0.5882	0.5882	0.5882	0.5882	1.0000	1.0000	0	0
2100	2200	0.5882	0.5882	0.5882	0.5882	1.0000	1.0000	0	0
2200	2300	0.5882	0.5882	0.5882	0.5882	1.0000	1.0000	0	0
2300	2400	0.5882	0.5882	0.5882	0.5882	1.0000	1.0000	0	0

Proposed PTI

PTI Type: Covered

Assessment Vehicle: PLB
Fuel: DIESEL

PART 1 - Running Emission

Parameters

Average Travelling Distance from PTI Ingress to Start Point =	100	m	(Section 1 - Ingress)
Average Travelling Distance from Start Point to PTI Egress =	50	m	(Section 2 - Egress)
Total Travelling Distance in PTI	0.150	km	(1km=1000m)
Travelling Speed =	10	kph	

Population Ratio Extracted from EMFAC

Diesel %	LPG %
72.68%	27.32%

***Assume all PLB in this PTI terminates/start here.**

Calculations (Input) — A

Start Hour	End Hour	Total	Total (in Fuel Type)	Within PTI (Section 1)+(Section 2)											
				Running Emission Factor (g/km·vehicle)				Running Emission Within PTI (g)				Running Emission Rate Within PTI (g/s)			
				Res. NOx	NO_2	RSP	FSP	Res. NOx	NO_2	RSP	FSP	Res. NOx	NO_2	RSP	FSP
0	100	0	*0.00*	0.8328	0.3238	0.067	0.0617	0.00E+00	0.00E+00	0.00E+00	0.00E+00	0.00E+00	0.00E+00	0.00E+00	0.00E+00
100	200	0	*0.00*	0.8328	0.3238	0.067	0.0617	0.00E+00	0.00E+00	0.00E+00	0.00E+00	0.00E+00	0.00E+00	0.00E+00	0.00E+00
200	300	0	*0.00*	0.8328	0.3238	0.067	0.0617	0.00E+00	0.00E+00	0.00E+00	0.00E+00	0.00E+00	0.00E+00	0.00E+00	0.00E+00
300	400	0	*0.00*	0.8328	0.3238	0.067	0.0617	0.00E+00	0.00E+00	0.00E+00	0.00E+00	0.00E+00	0.00E+00	0.00E+00	0.00E+00
400	500	0	*0.00*	0.8328	0.3238	0.067	0.0617	0.00E+00	0.00E+00	0.00E+00	0.00E+00	0.00E+00	0.00E+00	0.00E+00	0.00E+00
500	600	1	*0.73*	0.8328	0.3238	0.067	0.0617	9.08E-02	3.53E-02	7.30E-03	6.73E-03	2.52E-05	9.81E-06	2.03E-06	1.87E-06
600	700	3	*2.18*	0.8328	0.3238	0.067	0.0617	2.72E-01	1.06E-01	2.19E-02	2.02E-02	7.57E-05	2.94E-05	6.09E-06	5.61E-06
700	800	4	*2.91*	0.8328	0.3238	0.067	0.0617	3.63E-01	1.41E-01	2.92E-02	2.69E-02	1.01E-04	3.92E-05	8.12E-06	7.47E-06
800	900	4	*2.91*	0.8328	0.3238	0.067	0.0617	3.63E-01	1.41E-01	2.92E-02	2.69E-02	1.01E-04	3.92E-05	8.12E-06	7.47E-06
900	1000	4	*2.91*	0.8328	0.3238	0.067	0.0617	3.63E-01	1.41E-01	2.92E-02	2.69E-02	1.01E-04	3.92E-05	8.12E-06	7.47E-06
1000	1100	4	*2.91*	0.8328	0.3238	0.067	0.0617	3.63E-01	1.41E-01	2.92E-02	2.69E-02	1.01E-04	3.92E-05	8.12E-06	7.47E-06
1100	1200	4	*2.91*	0.8328	0.3238	0.067	0.0617	3.63E-01	1.41E-01	2.92E-02	2.69E-02	1.01E-04	3.92E-05	8.12E-06	7.47E-06
1200	1300	4	*2.91*	0.8328	0.3238	0.067	0.0617	3.63E-01	1.41E-01	2.92E-02	2.69E-02	1.01E-04	3.92E-05	8.12E-06	7.47E-06
1300	1400	5	*3.63*	0.8328	0.3238	0.067	0.0617	4.54E-01	1.76E-01	3.65E-02	3.36E-02	1.26E-04	4.90E-05	1.01E-05	9.34E-06
1400	1500	4	*2.91*	0.8328	0.3238	0.067	0.0617	3.63E-01	1.41E-01	2.92E-02	2.69E-02	1.01E-04	3.92E-05	8.12E-06	7.47E-06
1500	1600	4	*2.91*	0.8328	0.3238	0.067	0.0617	3.63E-01	1.41E-01	2.92E-02	2.69E-02	1.01E-04	3.92E-05	8.12E-06	7.47E-06
1600	1700	5	*3.63*	0.8328	0.3238	0.067	0.0617	4.54E-01	1.76E-01	3.65E-02	3.36E-02	1.26E-04	4.90E-05	1.01E-05	9.34E-06
1700	1800	5	*3.63*	0.8328	0.3238	0.067	0.0617	4.54E-01	1.76E-01	3.65E-02	3.36E-02	1.26E-04	4.90E-05	1.01E-05	9.34E-06
1800	1900	5	*3.63*	0.8328	0.3238	0.067	0.0617	4.54E-01	1.76E-01	3.65E-02	3.36E-02	1.26E-04	4.90E-05	1.01E-05	9.34E-06
1900	2000	4	*2.91*	0.8328	0.3238	0.067	0.0617	3.63E-01	1.41E-01	2.92E-02	2.69E-02	1.01E-04	3.92E-05	8.12E-06	7.47E-06
2000	2100	4	*2.91*	0.8328	0.3238	0.067	0.0617	3.63E-01	1.41E-01	2.92E-02	2.69E-02	1.01E-04	3.92E-05	8.12E-06	7.47E-06
2100	2200	4	*2.91*	0.8328	0.3238	0.067	0.0617	3.63E-01	1.41E-01	2.92E-02	2.69E-02	1.01E-04	3.92E-05	8.12E-06	7.47E-06
2200	2300	4	*2.91*	0.8328	0.3238	0.067	0.0617	3.63E-01	1.41E-01	2.92E-02	2.69E-02	1.01E-04	3.92E-05	8.12E-06	7.47E-06
2300	2400	0	*0.00*	0.8328	0.3238	0.067	0.0617	0.00E+00	0.00E+00	0.00E+00	0.00E+00	0.00E+00	0.00E+00	0.00E+00	0.00E+00

PART 2 - Start Emission

Start Emission Factor Extracted from EMFAC (g/trip)

	5	10	20	30	40	50	60	120	180	240	300	360	420	480	540	600	660	720
Res. NOx	0.0407	0.0734	0.0979	0.1386	0.1712	0.2283	0.3343	0.4158	0.6114	0.799	0.8968	1.0598	1.1658	1.2229	1.2555	1.2882	1.3044	1.3044
NO2	0.0159	0.0285	0.038	0.0539	0.0666	0.0888	0.13	0.1617	0.2378	0.3107	0.3488	0.4122	0.4534	0.4756	0.4883	0.5009	0.5073	0.5073
RSP	0	0	0	0	0	0	0	0	0	0	0	0	0	0	0	0	0	0
FSP	0	0	0	0	0	0	0	0	0	0	0	0	0	0	0	0	0	0

Calculations

Start Hour	End Hour	Total in Fuel #	Number of Trips 5	10	20	30	40	50	60	120	180	240	300	360	420	480	540	600	660	720	Start Emission (g) Res. NOx	NO_2	RSP	FSP
0	100	*0.00*	0	0	*0.00*	0	0	0	0	0	0	0	0	0	0	0	0	0	0	0	0.00E+00	0.00E+00	0	0
100	200	*0.00*	0	0	*0.00*	0	0	0	0	0	0	0	0	0	0	0	0	0	0	0	0.00E+00	0.00E+00	0	0
200	300	*0.00*	0	0	*0.00*	0	0	0	0	0	0	0	0	0	0	0	0	0	0	0	0.00E+00	0.00E+00	0	0
300	400	*0.00*	0	0	*0.00*	0	0	0	0	0	0	0	0	0	0	0	0	0	0	0	0.00E+00	0.00E+00	0	0
400	500	*0.00*	0	0	*0.00*	0	0	0	0	0	0	0	0	0	0	0	0	0	0	0	0.00E+00	0.00E+00	0	0
500	600	*0.73*	0	0	*0.00*	0	0	0	0	0	0	0	0	*0.73*	0	0	0	0	0	0	7.70E-01	3.00E-01	0	0
600	700	*2.18*	0	0	*2.18*	0	0	0	0	0	0	0	0	0	0	0	0	0	0	0	2.13E-01	8.29E-02	0	0
700	800	*2.91*	0	0	*2.91*	0	0	0	0	0	0	0	0	0	0	0	0	0	0	0	2.85E-01	1.10E-01	0	0
800	900	*2.91*	0	0	*2.91*	0	0	0	0	0	0	0	0	0	0	0	0	0	0	0	2.85E-01	1.10E-01	0	0
900	1000	*2.91*	0	0	*2.91*	0	0	0	0	0	0	0	0	0	0	0	0	0	0	0	2.85E-01	1.10E-01	0	0
1000	1100	*2.91*	0	0	*2.91*	0	0	0	0	0	0	0	0	0	0	0	0	0	0	0	2.85E-01	1.10E-01	0	0
1100	1200	*2.91*	0	0	*2.91*	0	0	0	0	0	0	0	0	0	0	0	0	0	0	0	2.85E-01	1.10E-01	0	0
1200	1300	*2.91*	0	0	*2.91*	0	0	0	0	0	0	0	0	0	0	0	0	0	0	0	2.85E-01	1.10E-01	0	0
1300	1400	*3.63*	0	0	*3.63*	0	0	0	0	0	0	0	0	0	0	0	0	0	0	0	3.56E-01	1.38E-01	0	0
1400	1500	*2.91*	0	0	*2.91*	0	0	0	0	0	0	0	0	0	0	0	0	0	0	0	2.85E-01	1.10E-01	0	0
1500	1600	*2.91*	0	0	*2.91*	0	0	0	0	0	0	0	0	0	0	0	0	0	0	0	2.85E-01	1.10E-01	0	0
1600	1700	*3.63*	0	0	*3.63*	0	0	0	0	0	0	0	0	0	0	0	0	0	0	0	3.56E-01	1.38E-01	0	0
1700	1800	*3.63*	0	0	*3.63*	0	0	0	0	0	0	0	0	0	0	0	0	0	0	0	3.56E-01	1.38E-01	0	0
1800	1900	*3.63*	0	0	*3.63*	0	0	0	0	0	0	0	0	0	0	0	0	0	0	0	3.56E-01	1.38E-01	0	0
1900	2000	*2.91*	0	0	*2.91*	0	0	0	0	0	0	0	0	0	0	0	0	0	0	0	2.85E-01	1.10E-01	0	0
2000	2100	*2.91*	0	0	*2.91*	0	0	0	0	0	0	0	0	0	0	0	0	0	0	0	2.85E-01	1.10E-01	0	0
2100	2200	*2.91*	0	0	*2.91*	0	0	0	0	0	0	0	0	0	0	0	0	0	0	0	2.85E-01	1.10E-01	0	0
2200	2300	*2.91*	0	0	*2.91*	0	0	0	0	0	0	0	0	0	0	0	0	0	0	0	2.85E-01	1.10E-01	0	0
2300	2400	*0.00*	0	0	*0.00*	0	0	0	0	0	0	0	0	0	0	0	0	0	0	0	0.00E+00	0.00E+00	0	0

Remark: Number of trips were derived based on on-site observations at the PTIs and operators' published schedules.

PART 3 - Idling Emission

Parameters

Idling Time = 2 min(s) *As On-Site observations

Calculations *Cold Idling = 60-720min; Hot idling = 5-50min. *Total Idling Emission = Cold Idling + Hot idling

Start Hour	End Hour	Trips (60-720min)	Cold Idling Emission Factor (g/min)				Cold Idling Emission (g)				Trips (5-50min)	Hot Idling Emission Factor (g/min)				Hot Idling Emission (g)				Total Idling Emission within PTI (g)				B: Total Idling Emission Rate within PTI (g/s)			
			Res. NOx	NO_2	RSP	FSP	Res. NOx	NO_2	RSP	FSP		Res. NOx	NO_2	RSP	FSP	Res. NOx	NO_2	RSP	FSP	Res. NOx	NO_2	RSP	FSP	Res. NOx	NO_2	RSP	FSP
0	100	0	4.32E-02	1.68E-02	4.33E-04	4.33E-04	0	0	0	0	0.00	2.62E-02	1.02E-02	4.33E-04	4.33E-04	0.00E+00	0.00E+00	0.00E+00	0.00E+00	0.00E+00	0.00E+00	0.00E+00	0.00E+00	0.00E+00	0.00E+00	0.00E+00	0.00E+00
100	200	0	4.32E-02	1.68E-02	4.33E-04	4.33E-04	0	0	0	0	0.00	2.62E-02	1.02E-02	4.33E-04	4.33E-04	0.00E+00	0.00E+00	0.00E+00	0.00E+00	0.00E+00	0.00E+00	0.00E+00	0.00E+00	0.00E+00	0.00E+00	0.00E+00	0.00E+00
200	300	0	4.32E-02	1.68E-02	4.33E-04	4.33E-04	0	0	0	0	0.00	2.62E-02	1.02E-02	4.33E-04	4.33E-04	0.00E+00	0.00E+00	0.00E+00	0.00E+00	0.00E+00	0.00E+00	0.00E+00	0.00E+00	0.00E+00	0.00E+00	0.00E+00	0.00E+00
300	400	0	4.32E-02	1.68E-02	4.33E-04	4.33E-04	0	0	0	0	0.00	2.62E-02	1.02E-02	4.33E-04	4.33E-04	0.00E+00	0.00E+00	0.00E+00	0.00E+00	0.00E+00	0.00E+00	0.00E+00	0.00E+00	0.00E+00	0.00E+00	0.00E+00	0.00E+00
400	500	0	4.32E-02	1.68E-02	4.33E-04	4.33E-04	0	0	0	0	0.00	2.62E-02	1.02E-02	4.33E-04	4.33E-04	0.00E+00	0.00E+00	0.00E+00	0.00E+00	0.00E+00	0.00E+00	0.00E+00	0.00E+00	0.00E+00	0.00E+00	0.00E+00	0.00E+00
500	600	0.726765	4.32E-02	1.68E-02	4.33E-04	4.33E-04	0.0627961	0.0244157	0.0006299	0.0006299	0.00	2.62E-02	1.02E-02	4.33E-04	4.33E-04	0.00E+00	0.00E+00	0.00E+00	0.00E+00	6.28E-02	2.44E-02	6.30E-04	6.30E-04	1.74E-05	6.78E-06	1.75E-07	1.75E-07
600	700	0.00	4.32E-02	1.68E-02	4.33E-04	4.33E-04	0.00E+00	0.00E+00	0.00E+00	0.00E+00	2.18	2.62E-02	1.02E-02	4.33E-04	4.33E-04	1.14E-01	4.45E-02	1.89E-03	1.89E-03	1.14E-01	4.45E-02	1.89E-03	1.89E-03	3.18E-05	1.24E-05	5.25E-07	5.25E-07
700	800	0	4.32E-02	1.68E-02	4.33E-04	4.33E-04	0	0	0	0	2.91	2.62E-02	1.02E-02	4.33E-04	4.33E-04	1.53E-01	5.93E-02	2.52E-03	2.52E-03	1.53E-01	5.93E-02	2.52E-03	2.52E-03	4.24E-05	1.65E-05	7.00E-07	7.00E-07
800	900	0	4.32E-02	1.68E-02	4.33E-04	4.33E-04	0	0	0	0	2.91	2.62E-02	1.02E-02	4.33E-04	4.33E-04	1.53E-01	5.93E-02	2.52E-03	2.52E-03	1.53E-01	5.93E-02	2.52E-03	2.52E-03	4.24E-05	1.65E-05	7.00E-07	7.00E-07
900	1000	0	4.32E-02	1.68E-02	4.33E-04	4.33E-04	0	0	0	0	2.91	2.62E-02	1.02E-02	4.33E-04	4.33E-04	1.53E-01	5.93E-02	2.52E-03	2.52E-03	1.53E-01	5.93E-02	2.52E-03	2.52E-03	4.24E-05	1.65E-05	7.00E-07	7.00E-07
1000	1100	0	4.32E-02	1.68E-02	4.33E-04	4.33E-04	0	0	0	0	2.91	2.62E-02	1.02E-02	4.33E-04	4.33E-04	1.53E-01	5.93E-02	2.52E-03	2.52E-03	1.53E-01	5.93E-02	2.52E-03	2.52E-03	4.24E-05	1.65E-05	7.00E-07	7.00E-07
1100	1200	0	4.32E-02	1.68E-02	4.33E-04	4.33E-04	0	0	0	0	2.91	2.62E-02	1.02E-02	4.33E-04	4.33E-04	1.53E-01	5.93E-02	2.52E-03	2.52E-03	1.53E-01	5.93E-02	2.52E-03	2.52E-03	4.24E-05	1.65E-05	7.00E-07	7.00E-07
1200	1300	0	4.32E-02	1.68E-02	4.33E-04	4.33E-04	0	0	0	0	2.91	2.62E-02	1.02E-02	4.33E-04	4.33E-04	1.53E-01	5.93E-02	2.52E-03	2.52E-03	1.53E-01	5.93E-02	2.52E-03	2.52E-03	4.24E-05	1.65E-05	7.00E-07	7.00E-07
1300	1400	0	4.32E-02	1.68E-02	4.33E-04	4.33E-04	0	0	0	0	3.63	2.62E-02	1.02E-02	4.33E-04	4.33E-04	1.91E-01	7.42E-02	3.15E-03	3.15E-03	1.91E-01	7.42E-02	3.15E-03	3.15E-03	5.30E-05	2.06E-05	8.75E-07	8.75E-07
1400	1500	0	4.32E-02	1.68E-02	4.33E-04	4.33E-04	0	0	0	0	2.91	2.62E-02	1.02E-02	4.33E-04	4.33E-04	1.53E-01	5.93E-02	2.52E-03	2.52E-03	1.53E-01	5.93E-02	2.52E-03	2.52E-03	4.24E-05	1.65E-05	7.00E-07	7.00E-07
1500	1600	0	4.32E-02	1.68E-02	4.33E-04	4.33E-04	0	0	0	0	2.91	2.62E-02	1.02E-02	4.33E-04	4.33E-04	1.53E-01	5.93E-02	2.52E-03	2.52E-03	1.53E-01	5.93E-02	2.52E-03	2.52E-03	4.24E-05	1.65E-05	7.00E-07	7.00E-07
1600	1700	0	4.32E-02	1.68E-02	4.33E-04	4.33E-04	0	0	0	0	3.63	2.62E-02	1.02E-02	4.33E-04	4.33E-04	1.91E-01	7.42E-02	3.15E-03	3.15E-03	1.91E-01	7.42E-02	3.15E-03	3.15E-03	5.30E-05	2.06E-05	8.75E-07	8.75E-07
1700	1800	0	4.32E-02	1.68E-02	4.33E-04	4.33E-04	0	0	0	0	3.63	2.62E-02	1.02E-02	4.33E-04	4.33E-04	1.91E-01	7.42E-02	3.15E-03	3.15E-03	1.91E-01	7.42E-02	3.15E-03	3.15E-03	5.30E-05	2.06E-05	8.75E-07	8.75E-07
1800	1900	0	4.32E-02	1.68E-02	4.33E-04	4.33E-04	0	0	0	0	3.63	2.62E-02	1.02E-02	4.33E-04	4.33E-04	1.91E-01	7.42E-02	3.15E-03	3.15E-03	1.91E-01	7.42E-02	3.15E-03	3.15E-03	5.30E-05	2.06E-05	8.75E-07	8.75E-07
1900	2000	0	4.32E-02	1.68E-02	4.33E-04	4.33E-04	0	0	0	0	2.91	2.62E-02	1.02E-02	4.33E-04	4.33E-04	1.53E-01	5.93E-02	2.52E-03	2.52E-03	1.53E-01	5.93E-02	2.52E-03	2.52E-03	4.24E-05	1.65E-05	7.00E-07	7.00E-07
2000	2100	0	4.32E-02	1.68E-02	4.33E-04	4.33E-04	0	0	0	0	2.91	2.62E-02	1.02E-02	4.33E-04	4.33E-04	1.53E-01	5.93E-02	2.52E-03	2.52E-03	1.53E-01	5.93E-02	2.52E-03	2.52E-03	4.24E-05	1.65E-05	7.00E-07	7.00E-07
2100	2200	0	4.32E-02	1.68E-02	4.33E-04	4.33E-04	0	0	0	0	2.91	2.62E-02	1.02E-02	4.33E-04	4.33E-04	1.53E-01	5.93E-02	2.52E-03	2.52E-03	1.53E-01	5.93E-02	2.52E-03	2.52E-03	4.24E-05	1.65E-05	7.00E-07	7.00E-07
2200	2300	0	4.32E-02	1.68E-02	4.33E-04	4.33E-04	0	0	0	0	2.91	2.62E-02	1.02E-02	4.33E-04	4.33E-04	1.53E-01	5.93E-02	2.52E-03	2.52E-03	1.53E-01	5.93E-02	2.52E-03	2.52E-03	4.24E-05	1.65E-05	7.00E-07	7.00E-07
2300	2400	0	4.32E-02	1.68E-02	4.33E-04	4.33E-04	0	0	0	0	0.00	2.62E-02	1.02E-02	4.33E-04	4.33E-04	0.00E+00	0.00E+00	0.00E+00	0.00E+00	0.00E+00	0.00E+00	0.00E+00	0.00E+00	0.00E+00	0.00E+00	0.00E+00	0.00E+00

Parameters

Maximum Duration for adjusting Start Emission = 1 min(s) *As per EPD Guidleine

Travelling Distance from Start Point to PTI Egress = 50 m (Section 2)

Travelling Distance from PTI Egress to Open Road = 650 m (Section 3) * (Section 2)+(Section 3) = 700m Spread Distance as per EPD Guideline

Calculations for Adjusted Start Emission

Start Hour	End Hour	Emission for Adjusting Start Emission (g)				Adjusted Start Emission Within PTI (Section 2) (g)				C: Adjusted Start Emission Rate Within PTI (Section 2) (g/s)				Adjusted Start Emission Outside PTI (Section 3) (g)				E: Adjusted Start Emission Rate Outside PTI (Section 3) (g/s)			
		Res. NOx	NO_2	RSP	FSP	Res. NOx	NO_2	RSP	FSP	Res. NOx	NO_2	RSP	FSP	Res. NOx	NO_2	RSP	FSP	Res. NOx	NO_2	RSP	FSP
0	100	0.00E+00	0.00E+00	0.00E+00	0.00E+00	0.00E+00	0.00E+00	0	0	0.00E+00	0.00E+00	0	0	0.00E+00	0.00E+00	0	0	0.00E+00	0.00E+00	0	0
100	200	0.00E+00	0.00E+00	0.00E+00	0.00E+00	0.00E+00	0.00E+00	0	0	0.00E+00	0.00E+00	0	0	0.00E+00	0.00E+00	0	0	0.00E+00	0.00E+00	0	0
200	300	0.00E+00	0.00E+00	0.00E+00	0.00E+00	0.00E+00	0.00E+00	0	0	0.00E+00	0.00E+00	0	0	0.00E+00	0.00E+00	0	0	0.00E+00	0.00E+00	0	0
300	400	0.00E+00	0.00E+00	0.00E+00	0.00E+00	0.00E+00	0.00E+00	0	0	0.00E+00	0.00E+00	0	0	0.00E+00	0.00E+00	0	0	0.00E+00	0.00E+00	0	0
400	500	0.00E+00	0.00E+00	0.00E+00	0.00E+00	0.00E+00	0.00E+00	0	0	0.00E+00	0.00E+00	0	0	0.00E+00	0.00E+00	0	0	0.00E+00	0.00E+00	0	0
500	600	3.14E-02	1.22E-02	3.15E-04	3.15E-04	5.28E-02	2.05E-02	0	0	1.47E-05	5.70E-06	0	0	6.86E-01	2.67E-01	0	0	1.91E-04	7.41E-05	0	0
600	700	5.72E-02	2.23E-02	9.45E-04	9.45E-04	1.12E-02	4.33E-03	0	0	3.10E-06	1.20E-06	0	0	1.45E-01	5.63E-02	0	0	4.03E-05	1.56E-05	0	0
700	800	7.63E-02	2.97E-02	1.26E-03	1.26E-03	1.49E-02	5.77E-03	0	0	4.13E-06	1.60E-06	0	0	1.93E-01	7.50E-02	0	0	5.37E-05	2.08E-05	0	0
800	900	7.63E-02	2.97E-02	1.26E-03	1.26E-03	1.49E-02	5.77E-03	0	0	4.13E-06	1.60E-06	0	0	1.93E-01	7.50E-02	0	0	5.37E-05	2.08E-05	0	0
900	1000	7.63E-02	2.97E-02	1.26E-03	1.26E-03	1.49E-02	5.77E-03	0	0	4.13E-06	1.60E-06	0	0	1.93E-01	7.50E-02	0	0	5.37E-05	2.08E-05	0	0
1000	1100	7.63E-02	2.97E-02	1.26E-03	1.26E-03	1.49E-02	5.77E-03	0	0	4.13E-06	1.60E-06	0	0	1.93E-01	7.50E-02	0	0	5.37E-05	2.08E-05	0	0
1100	1200	7.63E-02	2.97E-02	1.26E-03	1.26E-03	1.49E-02	5.77E-03	0	0	4.13E-06	1.60E-06	0	0	1.93E-01	7.50E-02	0	0	5.37E-05	2.08E-05	0	0
1200	1300	7.63E-02	2.97E-02	1.26E-03	1.26E-03	1.49E-02	5.77E-03	0	0	4.13E-06	1.60E-06	0	0	1.93E-01	7.50E-02	0	0	5.37E-05	2.08E-05	0	0
1300	1400	9.54E-02	3.71E-02	1.57E-03	1.57E-03	1.86E-02	7.21E-03	0	0	5.17E-06	2.00E-06	0	0	2.42E-01	9.38E-02	0	0	6.72E-05	2.61E-05	0	0
1400	1500	7.63E-02	2.97E-02	1.26E-03	1.26E-03	1.49E-02	5.77E-03	0	0	4.13E-06	1.60E-06	0	0	1.93E-01	7.50E-02	0	0	5.37E-05	2.08E-05	0	0
1500	1600	7.63E-02	2.97E-02	1.26E-03	1.26E-03	1.49E-02	5.77E-03	0	0	4.13E-06	1.60E-06	0	0	1.93E-01	7.50E-02	0	0	5.37E-05	2.08E-05	0	0
1600	1700	9.54E-02	3.71E-02	1.57E-03	1.57E-03	1.86E-02	7.21E-03	0	0	5.17E-06	2.00E-06	0	0	2.42E-01	9.38E-02	0	0	6.72E-05	2.61E-05	0	0
1700	1800	9.54E-02	3.71E-02	1.57E-03	1.57E-03	1.86E-02	7.21E-03	0	0	5.17E-06	2.00E-06	0	0	2.42E-01	9.38E-02	0	0	6.72E-05	2.61E-05	0	0
1800	1900	9.54E-02	3.71E-02	1.57E-03	1.57E-03	1.86E-02	7.21E-03	0	0	5.17E-06	2.00E-06	0	0	2.42E-01	9.38E-02	0	0	6.72E-05	2.61E-05	0	0
1900	2000	7.63E-02	2.97E-02	1.26E-03	1.26E-03	1.49E-02	5.77E-03	0	0	4.13E-06	1.60E-06	0	0	1.93E-01	7.50E-02	0	0	5.37E-05	2.08E-05	0	0
2000	2100	7.63E-02	2.97E-02	1.26E-03	1.26E-03	1.49E-02	5.77E-03	0	0	4.13E-06	1.60E-06	0	0	1.93E-01	7.50E-02	0	0	5.37E-05	2.08E-05	0	0
2100	2200	7.63E-02	2.97E-02	1.26E-03	1.26E-03	1.49E-02	5.77E-03	0	0	4.13E-06	1.60E-06	0	0	1.93E-01	7.50E-02	0	0	5.37E-05	2.08E-05	0	0
2200	2300	7.63E-02	2.97E-02	1.26E-03	1.26E-03	1.49E-02	5.77E-03	0	0	4.13E-06	1.60E-06	0	0	1.93E-01	7.50E-02	0	0	5.37E-05	2.08E-05	0	0
2300	2400	0.00E+00	0.00E+00	0.00E+00	0.00E+00	0.00E+00	0.00E+00	0	0	0.00E+00	0.00E+00	0	0	0.00E+00	0.00E+00	0	0	0.00E+00	0.00E+00	0	0

PART 4 - Sum up all above parts

Calculations

Start Hour	End Hour	Within PTI Calc: A+B+C				E: Spread distance (Section 3)			
		Within PTI (Section 1 + Section 2)				to Ping Kong Road Northbound			
		Total Emission Rate (g/s)				Total Emission Rate (g/s)			
		Res. NOx	NO_2	RSP	FSP	Res. NOx	NO_2	RSP	FSP
0	100	0.00E+00	0.00E+00	0.00E+00	0.00E+00	0.00E+00	0.00E+00	0	0
100	200	0.00E+00	0.00E+00	0.00E+00	0.00E+00	0.00E+00	0.00E+00	0	0
200	300	0.00E+00	0.00E+00	0.00E+00	0.00E+00	0.00E+00	0.00E+00	0	0
300	400	0.00E+00	0.00E+00	0.00E+00	0.00E+00	0.00E+00	0.00E+00	0	0
400	500	0.00E+00	0.00E+00	0.00E+00	0.00E+00	0.00E+00	0.00E+00	0	0
500	600	5.73E-05	2.23E-05	2.20E-06	2.04E-06	1.91E-04	7.41E-05	0	0
600	700	1.11E-04	4.30E-05	6.61E-06	6.13E-06	4.03E-05	1.56E-05	0	0
700	800	1.47E-04	5.73E-05	8.82E-06	8.17E-06	5.37E-05	2.08E-05	0	0
800	900	1.47E-04	5.73E-05	8.82E-06	8.17E-06	5.37E-05	2.08E-05	0	0
900	1000	1.47E-04	5.73E-05	8.82E-06	8.17E-06	5.37E-05	2.08E-05	0	0
1000	1100	1.47E-04	5.73E-05	8.82E-06	8.17E-06	5.37E-05	2.08E-05	0	0
1100	1200	1.47E-04	5.73E-05	8.82E-06	8.17E-06	5.37E-05	2.08E-05	0	0
1200	1300	1.47E-04	5.73E-05	8.82E-06	8.17E-06	5.37E-05	2.08E-05	0	0
1300	1400	1.84E-04	7.16E-05	1.10E-05	1.02E-05	6.72E-05	2.61E-05	0	0
1400	1500	1.47E-04	5.73E-05	8.82E-06	8.17E-06	5.37E-05	2.08E-05	0	0
1500	1600	1.47E-04	5.73E-05	8.82E-06	8.17E-06	5.37E-05	2.08E-05	0	0
1600	1700	1.84E-04	7.16E-05	1.10E-05	1.02E-05	6.72E-05	2.61E-05	0	0
1700	1800	1.84E-04	7.16E-05	1.10E-05	1.02E-05	6.72E-05	2.61E-05	0	0
1800	1900	1.84E-04	7.16E-05	1.10E-05	1.02E-05	6.72E-05	2.61E-05	0	0
1900	2000	1.47E-04	5.73E-05	8.82E-06	8.17E-06	5.37E-05	2.08E-05	0	0
2000	2100	1.47E-04	5.73E-05	8.82E-06	8.17E-06	5.37E-05	2.08E-05	0	0
2100	2200	1.47E-04	5.73E-05	8.82E-06	8.17E-06	5.37E-05	2.08E-05	0	0
2200	2300	1.47E-04	5.73E-05	8.82E-06	8.17E-06	5.37E-05	2.08E-05	0	0
2300	2400	0.00E+00	0.00E+00	0.00E+00	0.00E+00	0.00E+00	0.00E+00	0	0

Start Hour	End Hour	Hourly Profile Ratio (0800-0900 as Baseline)				Hourly Profile Ratio (0800-0900 as Baseline)			
		Res. NOx	NO_2	RSP	FSP	Res. NOx	NO_2	RSP	FSP
0	100	0.0000	0.0000	0.0000	0.0000	0.0000	0.0000	0	0
100	200	0.0000	0.0000	0.0000	0.0000	0.0000	0.0000	0	0
200	300	0.0000	0.0000	0.0000	0.0000	0.0000	0.0000	0	0
300	400	0.0000	0.0000	0.0000	0.0000	0.0000	0.0000	0	0
400	500	0.0000	0.0000	0.0000	0.0000	0.0000	0.0000	0	0
500	600	0.3889	0.3889	0.2500	0.2500	3.5470	3.5565	0	0
600	700	0.7500	0.7500	0.7500	0.7500	0.7500	0.7500	0	0
700	800	1.0000	1.0000	1.0000	1.0000	1.0000	1.0000	0	0
800	900	1.0000	1.0000	1.0000	1.0000	1.0000	1.0000	0	0
900	1000	1.0000	1.0000	1.0000	1.0000	1.0000	1.0000	0	0
1000	1100	1.0000	1.0000	1.0000	1.0000	1.0000	1.0000	0	0
1100	1200	1.0000	1.0000	1.0000	1.0000	1.0000	1.0000	0	0
1200	1300	1.0000	1.0000	1.0000	1.0000	1.0000	1.0000	0	0
1300	1400	1.2500	1.2500	1.2500	1.2500	1.2500	1.2500	0	0
1400	1500	1.0000	1.0000	1.0000	1.0000	1.0000	1.0000	0	0
1500	1600	1.0000	1.0000	1.0000	1.0000	1.0000	1.0000	0	0
1600	1700	1.2500	1.2500	1.2500	1.2500	1.2500	1.2500	0	0
1700	1800	1.2500	1.2500	1.2500	1.2500	1.2500	1.2500	0	0
1800	1900	1.2500	1.2500	1.2500	1.2500	1.2500	1.2500	0	0
1900	2000	1.0000	1.0000	1.0000	1.0000	1.0000	1.0000	0	0
2000	2100	1.0000	1.0000	1.0000	1.0000	1.0000	1.0000	0	0
2100	2200	1.0000	1.0000	1.0000	1.0000	1.0000	1.0000	0	0
2200	2300	1.0000	1.0000	1.0000	1.0000	1.0000	1.0000	0	0
2300	2400	0.0000	0.0000	0.0000	0.0000	0.0000	0.0000	0	0

Proposed PTI

PTI Type: Covered

Assessment Vehicle: PLB
Fuel: LPG

PART 1 - Running Emission

Parameters

Average Travelling Distance from PTI Ingress to Start Point =	100	m	(Section 1 - Ingress)
Average Travelling Distance from Start Point to PTI Egress =	50	m	(Section 2 - Egress)
Total Travelling Distance in PTI	0.150	km	(1km=1000m)
Travelling Speed =	10	kph	

Population Ratio Extracted from EMFAC

Diesel %	LPG %
72.68%	27.32%

***Assume all PLB in this PTI terminates/start here.**

Calculations (Input) A

Start Hour	End Hour	Total	*Total (in Fuel Type)*	Within PTI (Section 1)+(Section 2)											
				Running Emission Factor (g/km·vehicle)				Running Emission Within PTI (g)				Running Emission Rate Within PTI (g/s)			
				Res. NOx	NO_2	RSP	FSP	Res. NOx	NO_2	RSP	FSP	Res. NOx	NO_2	RSP	FSP
0	100	0	*0.00*	1.8922	0.0097	0	0	0.00E+00	0.00E+00	0	0	0.00E+00	0.00E+00	0	0
100	200	0	*0.00*	1.8922	0.0097	0	0	0.00E+00	0.00E+00	0	0	0.00E+00	0.00E+00	0	0
200	300	0	*0.00*	1.8922	0.0097	0	0	0.00E+00	0.00E+00	0	0	0.00E+00	0.00E+00	0	0
300	400	0	*0.00*	1.8922	0.0097	0	0	0.00E+00	0.00E+00	0	0	0.00E+00	0.00E+00	0	0
400	500	0	*0.00*	1.8922	0.0097	0	0	0.00E+00	0.00E+00	0	0	0.00E+00	0.00E+00	0	0
500	600	1	*0.27*	1.8922	0.0097	0	0	7.76E-02	3.98E-04	0	0	2.15E-05	1.10E-07	0	0
600	700	3	*0.82*	1.8922	0.0097	0	0	2.33E-01	1.19E-03	0	0	6.46E-05	3.31E-07	0	0
700	800	4	*1.09*	1.8922	0.0097	0	0	3.10E-01	1.59E-03	0	0	8.62E-05	4.42E-07	0	0
800	900	4	*1.09*	1.8922	0.0097	0	0	3.10E-01	1.59E-03	0	0	8.62E-05	4.42E-07	0	0
900	1000	4	*1.09*	1.8922	0.0097	0	0	3.10E-01	1.59E-03	0	0	8.62E-05	4.42E-07	0	0
1000	1100	4	*1.09*	1.8922	0.0097	0	0	3.10E-01	1.59E-03	0	0	8.62E-05	4.42E-07	0	0
1100	1200	4	*1.09*	1.8922	0.0097	0	0	3.10E-01	1.59E-03	0	0	8.62E-05	4.42E-07	0	0
1200	1300	4	*1.09*	1.8922	0.0097	0	0	3.10E-01	1.59E-03	0	0	8.62E-05	4.42E-07	0	0
1300	1400	5	*1.37*	1.8922	0.0097	0	0	3.88E-01	1.99E-03	0	0	1.08E-04	5.52E-07	0	0
1400	1500	4	*1.09*	1.8922	0.0097	0	0	3.10E-01	1.59E-03	0	0	8.62E-05	4.42E-07	0	0
1500	1600	4	*1.09*	1.8922	0.0097	0	0	3.10E-01	1.59E-03	0	0	8.62E-05	4.42E-07	0	0
1600	1700	5	*1.37*	1.8922	0.0097	0	0	3.88E-01	1.99E-03	0	0	1.08E-04	5.52E-07	0	0
1700	1800	5	*1.37*	1.8922	0.0097	0	0	3.88E-01	1.99E-03	0	0	1.08E-04	5.52E-07	0	0
1800	1900	5	*1.37*	1.8922	0.0097	0	0	3.88E-01	1.99E-03	0	0	1.08E-04	5.52E-07	0	0
1900	2000	4	*1.09*	1.8922	0.0097	0	0	3.10E-01	1.59E-03	0	0	8.62E-05	4.42E-07	0	0
2000	2100	4	*1.09*	1.8922	0.0097	0	0	3.10E-01	1.59E-03	0	0	8.62E-05	4.42E-07	0	0
2100	2200	4	*1.09*	1.8922	0.0097	0	0	3.10E-01	1.59E-03	0	0	8.62E-05	4.42E-07	0	0
2200	2300	4	*1.09*	1.8922	0.0097	0	0	3.10E-01	1.59E-03	0	0	8.62E-05	4.42E-07	0	0
2300	2400	0	*0.00*	1.8922	0.0097	0	0	0.00E+00	0.00E+00	0	0	0.00E+00	0.00E+00	0	0

PART 2 - Start Emission

Start Emission Factor Extracted from EMFAC (g/trip)

	5	10	20	30	40	50	60	120	180	240	300	360	420	480	540	600	660	720
Res. NOx	1.7468	2.632	4.1865	5.4533	6.4322	7.1233	7.5265	7.7293	7.7008	7.6575	7.5991	7.5257	7.4373	7.3339	7.2156	7.0822	6.9339	6.7705
NO2	0.009	0.0136	0.0216	0.0281	0.0331	0.0367	0.0388	0.0398	0.0397	0.0394	0.0391	0.0388	0.0383	0.0378	0.0372	0.0365	0.0357	0.0349
RSP	0	0	0	0	0	0	0	0	0	0	0	0	0	0	0	0	0	0
FSP	0	0	0	0	0	0	0	0	0	0	0	0	0	0	0	0	0	0

Calculations

Start Hour	End Hour	Total in Fuel #	Number of Trips																		Start Emission (g)			
			5	10	20	30	40	50	60	120	180	240	300	360	420	480	540	600	660	720	Res. NOx	NO_2	RSP	FSP
0	100	*0.00*	0	0	*0.00*	0	0	0	0	0	0	0	0	0	0	0	0	0	0	0	0.00E+00	0.00E+00	0	0
100	200	*0.00*	0	0	*0.00*	0	0	0	0	0	0	0	0	0	0	0	0	0	0	0	0.00E+00	0.00E+00	0	0
200	300	*0.00*	0	0	*0.00*	0	0	0	0	0	0	0	0	0	0	0	0	0	0	0	0.00E+00	0.00E+00	0	0
300	400	*0.00*	0	0	*0.00*	0	0	0	0	0	0	0	0	0	0	0	0	0	0	0	0.00E+00	0.00E+00	0	0
400	500	*0.00*	0	0	*0.00*	0	0	0	0	0	0	0	0	0	0	0	0	0	0	0	0.00E+00	0.00E+00	0	0
500	600	*0.27*	0	0	*0.00*	0	0	0	0	0	0	0	0	*0.27*	0	0	0	0	0	0	2.06E+00	1.06E-02	0	0
600	700	*0.82*	0	0	*0.82*	0	0	0	0	0	0	0	0	0	0	0	0	0	0	0	3.43E+00	1.77E-02	0	0
700	800	*1.09*	0	0	*1.09*	0	0	0	0	0	0	0	0	0	0	0	0	0	0	0	4.58E+00	2.36E-02	0	0
800	900	*1.09*	0	0	*1.09*	0	0	0	0	0	0	0	0	0	0	0	0	0	0	0	4.58E+00	2.36E-02	0	0
900	1000	*1.09*	0	0	*1.09*	0	0	0	0	0	0	0	0	0	0	0	0	0	0	0	4.58E+00	2.36E-02	0	0
1000	1100	*1.09*	0	0	*1.09*	0	0	0	0	0	0	0	0	0	0	0	0	0	0	0	4.58E+00	2.36E-02	0	0
1100	1200	*1.09*	0	0	*1.09*	0	0	0	0	0	0	0	0	0	0	0	0	0	0	0	4.58E+00	2.36E-02	0	0
1200	1300	*1.09*	0	0	*1.09*	0	0	0	0	0	0	0	0	0	0	0	0	0	0	0	4.58E+00	2.36E-02	0	0
1300	1400	*1.37*	0	0	*1.37*	0	0	0	0	0	0	0	0	0	0	0	0	0	0	0	5.72E+00	2.95E-02	0	0
1400	1500	*1.09*	0	0	*1.09*	0	0	0	0	0	0	0	0	0	0	0	0	0	0	0	4.58E+00	2.36E-02	0	0
1500	1600	*1.09*	0	0	*1.09*	0	0	0	0	0	0	0	0	0	0	0	0	0	0	0	4.58E+00	2.36E-02	0	0
1600	1700	*1.37*	0	0	*1.37*	0	0	0	0	0	0	0	0	0	0	0	0	0	0	0	5.72E+00	2.95E-02	0	0
1700	1800	*1.37*	0	0	*1.37*	0	0	0	0	0	0	0	0	0	0	0	0	0	0	0	5.72E+00	2.95E-02	0	0
1800	1900	*1.37*	0	0	*1.37*	0	0	0	0	0	0	0	0	0	0	0	0	0	0	0	5.72E+00	2.95E-02	0	0
1900	2000	*1.09*	0	0	*1.09*	0	0	0	0	0	0	0	0	0	0	0	0	0	0	0	4.58E+00	2.36E-02	0	0
2000	2100	*1.09*	0	0	*1.09*	0	0	0	0	0	0	0	0	0	0	0	0	0	0	0	4.58E+00	2.36E-02	0	0
2100	2200	*1.09*	0	0	*1.09*	0	0	0	0	0	0	0	0	0	0	0	0	0	0	0	4.58E+00	2.36E-02	0	0
2200	2300	*1.09*	0	0	*1.09*	0	0	0	0	0	0	0	0	0	0	0	0	0	0	0	4.58E+00	2.36E-02	0	0
2300	2400	*0.00*	0	0	*0.00*	0	0	0	0	0	0	0	0	0	0	0	0	0	0	0	0.00E+00	0.00E+00	0	0

Remark: Number of trips were derived based on on-site observations at the PTIs and operators' published schedules.

PART 3 - Idling Emission

Parameters

Idling Time = 2 min(s) *As On-Site observations

Calculations *Cold Idling = 240-720min; Hot idling = 5-180min. *Total Idling Emission = Cold Idling + Hot idling

Start Hour	End Hour	Trips (240-720min)	Cold Idling Emission Factor (g/min)				Cold Idling Emission (g)				Trips (5-180min)	Hot Idling Emission Factor (g/min)				Hot Idling Emission (g)				Total Idling Emission within PTI (g)				B: Total Idling Emission Rate within PTI (g/s)			
			Res. NOx	NO_2	RSP	FSP	Res. NOx	NO_2	RSP	FSP		Res. NOx	NO_2	RSP	FSP	Res. NOx	NO_2	RSP	FSP	Res. NOx	NO_2	RSP	FSP	Res. NOx	NO_2	RSP	FSP
0	100	0	2.46E-01	1.26E-03	6.16E-04	6.16E-04	0	0	0	0	*0.00*	3.20E-01	1.64E-03	6.16E-04	6.16E-04	0.00E+00	0.00E+00	0.00E+00	0.00E+00	0.00E+00	0.00E+00	0.00E+00	0.00E+00	0.00E+00	0.00E+00	0.00E+00	0.00E+00
100	200	0	2.46E-01	1.26E-03	6.16E-04	6.16E-04	0	0	0	0	*0.00*	3.20E-01	1.64E-03	6.16E-04	6.16E-04	0.00E+00	0.00E+00	0.00E+00	0.00E+00	0.00E+00	0.00E+00	0.00E+00	0.00E+00	0.00E+00	0.00E+00	0.00E+00	0.00E+00
200	300	0	2.46E-01	1.26E-03	6.16E-04	6.16E-04	0	0	0	0	*0.00*	3.20E-01	1.64E-03	6.16E-04	6.16E-04	0.00E+00	0.00E+00	0.00E+00	0.00E+00	0.00E+00	0.00E+00	0.00E+00	0.00E+00	0.00E+00	0.00E+00	0.00E+00	0.00E+00
300	400	0	2.46E-01	1.26E-03	6.16E-04	6.16E-04	0	0	0	0	*0.00*	3.20E-01	1.64E-03	6.16E-04	6.16E-04	0.00E+00	0.00E+00	0.00E+00	0.00E+00	0.00E+00	0.00E+00	0.00E+00	0.00E+00	0.00E+00	0.00E+00	0.00E+00	0.00E+00
400	500	0	2.46E-01	1.26E-03	6.16E-04	6.16E-04	0	0	0	0	*0.00*	3.20E-01	1.64E-03	6.16E-04	6.16E-04	0.00E+00	0.00E+00	0.00E+00	0.00E+00	0.00E+00	0.00E+00	0.00E+00	0.00E+00	0.00E+00	0.00E+00	0.00E+00	0.00E+00
500	600	0.273235	2.46E-01	1.26E-03	6.16E-04	6.16E-04	0.1344666	0.0006893	0.0003364	0.0003364	*0.00*	3.20E-01	1.64E-03	6.16E-04	6.16E-04	0.00E+00	0.00E+00	0.00E+00	0.00E+00	1.34E-01	6.89E-04	3.36E-04	3.36E-04	3.74E-05	1.91E-07	9.34E-08	9.34E-08
600	700	*0.00*	2.46E-01	1.26E-03	6.16E-04	6.16E-04	0.00E+00	0.00E+00	0.00E+00	0.00E+00	*0.82*	3.20E-01	1.64E-03	6.16E-04	6.16E-04	5.24E-01	2.69E-03	1.01E-03	1.01E-03	5.24E-01	2.69E-03	1.01E-03	1.01E-03	1.46E-04	7.47E-07	2.80E-07	2.80E-07
700	800	0	2.46E-01	1.26E-03	6.16E-04	6.16E-04	0	0	0	0	*1.09*	3.20E-01	1.64E-03	6.16E-04	6.16E-04	6.99E-01	3.58E-03	1.35E-03	1.35E-03	6.99E-01	3.58E-03	1.35E-03	1.35E-03	1.94E-04	9.96E-07	3.74E-07	3.74E-07
800	900	0	2.46E-01	1.26E-03	6.16E-04	6.16E-04	0	0	0	0	*1.09*	3.20E-01	1.64E-03	6.16E-04	6.16E-04	6.99E-01	3.58E-03	1.35E-03	1.35E-03	6.99E-01	3.58E-03	1.35E-03	1.35E-03	1.94E-04	9.96E-07	3.74E-07	3.74E-07
900	1000	0	2.46E-01	1.26E-03	6.16E-04	6.16E-04	0	0	0	0	*1.09*	3.20E-01	1.64E-03	6.16E-04	6.16E-04	6.99E-01	3.58E-03	1.35E-03	1.35E-03	6.99E-01	3.58E-03	1.35E-03	1.35E-03	1.94E-04	9.96E-07	3.74E-07	3.74E-07
1000	1100	0	2.46E-01	1.26E-03	6.16E-04	6.16E-04	0	0	0	0	*1.09*	3.20E-01	1.64E-03	6.16E-04	6.16E-04	6.99E-01	3.58E-03	1.35E-03	1.35E-03	6.99E-01	3.58E-03	1.35E-03	1.35E-03	1.94E-04	9.96E-07	3.74E-07	3.74E-07
1100	1200	0	2.46E-01	1.26E-03	6.16E-04	6.16E-04	0	0	0	0	*1.09*	3.20E-01	1.64E-03	6.16E-04	6.16E-04	6.99E-01	3.58E-03	1.35E-03	1.35E-03	6.99E-01	3.58E-03	1.35E-03	1.35E-03	1.94E-04	9.96E-07	3.74E-07	3.74E-07
1200	1300	0	2.46E-01	1.26E-03	6.16E-04	6.16E-04	0	0	0	0	*1.09*	3.20E-01	1.64E-03	6.16E-04	6.16E-04	6.99E-01	3.58E-03	1.35E-03	1.35E-03	6.99E-01	3.58E-03	1.35E-03	1.35E-03	1.94E-04	9.96E-07	3.74E-07	3.74E-07
1300	1400	0	2.46E-01	1.26E-03	6.16E-04	6.16E-04	0	0	0	0	*1.37*	3.20E-01	1.64E-03	6.16E-04	6.16E-04	8.74E-01	4.48E-03	1.68E-03	1.68E-03	8.74E-01	4.48E-03	1.68E-03	1.68E-03	2.43E-04	1.24E-06	4.67E-07	4.67E-07
1400	1500	0	2.46E-01	1.26E-03	6.16E-04	6.16E-04	0	0	0	0	*1.09*	3.20E-01	1.64E-03	6.16E-04	6.16E-04	6.99E-01	3.58E-03	1.35E-03	1.35E-03	6.99E-01	3.58E-03	1.35E-03	1.35E-03	1.94E-04	9.96E-07	3.74E-07	3.74E-07
1500	1600	0	2.46E-01	1.26E-03	6.16E-04	6.16E-04	0	0	0	0	*1.09*	3.20E-01	1.64E-03	6.16E-04	6.16E-04	6.99E-01	3.58E-03	1.35E-03	1.35E-03	6.99E-01	3.58E-03	1.35E-03	1.35E-03	1.94E-04	9.96E-07	3.74E-07	3.74E-07
1600	1700	0	2.46E-01	1.26E-03	6.16E-04	6.16E-04	0	0	0	0	*1.37*	3.20E-01	1.64E-03	6.16E-04	6.16E-04	8.74E-01	4.48E-03	1.68E-03	1.68E-03	8.74E-01	4.48E-03	1.68E-03	1.68E-03	2.43E-04	1.24E-06	4.67E-07	4.67E-07
1700	1800	0	2.46E-01	1.26E-03	6.16E-04	6.16E-04	0	0	0	0	*1.37*	3.20E-01	1.64E-03	6.16E-04	6.16E-04	8.74E-01	4.48E-03	1.68E-03	1.68E-03	8.74E-01	4.48E-03	1.68E-03	1.68E-03	2.43E-04	1.24E-06	4.67E-07	4.67E-07
1800	1900	0	2.46E-01	1.26E-03	6.16E-04	6.16E-04	0	0	0	0	*1.37*	3.20E-01	1.64E-03	6.16E-04	6.16E-04	8.74E-01	4.48E-03	1.68E-03	1.68E-03	8.74E-01	4.48E-03	1.68E-03	1.68E-03	2.43E-04	1.24E-06	4.67E-07	4.67E-07
1900	2000	0	2.46E-01	1.26E-03	6.16E-04	6.16E-04	0	0	0	0	*1.09*	3.20E-01	1.64E-03	6.16E-04	6.16E-04	6.99E-01	3.58E-03	1.35E-03	1.35E-03	6.99E-01	3.58E-03	1.35E-03	1.35E-03	1.94E-04	9.96E-07	3.74E-07	3.74E-07
2000	2100	0	2.46E-01	1.26E-03	6.16E-04	6.16E-04	0	0	0	0	*1.09*	3.20E-01	1.64E-03	6.16E-04	6.16E-04	6.99E-01	3.58E-03	1.35E-03	1.35E-03	6.99E-01	3.58E-03	1.35E-03	1.35E-03	1.94E-04	9.96E-07	3.74E-07	3.74E-07
2100	2200	0	2.46E-01	1.26E-03	6.16E-04	6.16E-04	0	0	0	0	*1.09*	3.20E-01	1.64E-03	6.16E-04	6.16E-04	6.99E-01	3.58E-03	1.35E-03	1.35E-03	6.99E-01	3.58E-03	1.35E-03	1.35E-03	1.94E-04	9.96E-07	3.74E-07	3.74E-07
2200	2300	0	2.46E-01	1.26E-03	6.16E-04	6.16E-04	0	0	0	0	*1.09*	3.20E-01	1.64E-03	6.16E-04	6.16E-04	6.99E-01	3.58E-03	1.35E-03	1.35E-03	6.99E-01	3.58E-03	1.35E-03	1.35E-03	1.94E-04	9.96E-07	3.74E-07	3.74E-07
2300	2400	0	2.46E-01	1.26E-03	6.16E-04	6.16E-04	0	0	0	0	*0.00*	3.20E-01	1.64E-03	6.16E-04	6.16E-04	0.00E+00	0.00E+00	0.00E+00	0.00E+00	0.00E+00	0.00E+00	0.00E+00	0.00E+00	0.00E+00	0.00E+00	0.00E+00	0.00E+00

Parameters

Maximum Duration for adjusting Start Emission = 1 min(s) *As per EPD Guidleine

Travelling Distance from Start Point to PTI Egress = 50 m (Section 2)

Travelling Distance from PTI Egress to Open Road = 100 m (Section 3) * (Section 2)+(Section 3) = 150m Spread Distance as per EPD Guideline

Calculations for Adjusted Start Emission

Start Hour	End Hour	Emission for Adjusting Start Emission (g)				Adjusted Start Emission Within PTI (Section 2) (g)				C: Adjusted Start Emission Rate Within PTI (Section 2) (g/s)				Adjusted Start Emission Outside PTI (Section 3) (g)				E: Adjusted Start Emission Rate Outside PTI (Section 3) (g/s)			
		Res. NOx	NO_2	RSP	FSP	Res. NOx	NO_2	RSP	FSP	Res. NOx	NO_2	RSP	FSP	Res. NOx	NO_2	RSP	FSP	Res. NOx	NO_2	RSP	FSP
0	100	0.00E+00	0.00E+00	0.00E+00	0.00E+00	0.00E+00	0.00E+00	0	0	0.00E+00	0.00E+00	0	0	0.00E+00	0.00E+00	0	0	0.00E+00	0.00E+00	0	0
100	200	0.00E+00	0.00E+00	0.00E+00	0.00E+00	0.00E+00	0.00E+00	0	0	0.00E+00	0.00E+00	0	0	0.00E+00	0.00E+00	0	0	0.00E+00	0.00E+00	0	0
200	300	0.00E+00	0.00E+00	0.00E+00	0.00E+00	0.00E+00	0.00E+00	0	0	0.00E+00	0.00E+00	0	0	0.00E+00	0.00E+00	0	0	0.00E+00	0.00E+00	0	0
300	400	0.00E+00	0.00E+00	0.00E+00	0.00E+00	0.00E+00	0.00E+00	0	0	0.00E+00	0.00E+00	0	0	0.00E+00	0.00E+00	0	0	0.00E+00	0.00E+00	0	0
400	500	0.00E+00	0.00E+00	0.00E+00	0.00E+00	0.00E+00	0.00E+00	0	0	0.00E+00	0.00E+00	0	0	0.00E+00	0.00E+00	0	0	0.00E+00	0.00E+00	0	0
500	600	6.72E-02	3.45E-04	1.68E-04	1.68E-04	6.63E-01	3.42E-03	0	0	1.84E-04	9.50E-07	0	0	1.33E+00	6.84E-03	0	0	3.68E-04	1.90E-06	0	0
600	700	2.62E-01	1.34E-03	5.05E-04	5.05E-04	1.06E+00	5.45E-03	0	0	2.93E-04	1.51E-06	0	0	2.11E+00	1.09E-02	0	0	5.87E-04	3.03E-06	0	0
700	800	3.50E-01	1.79E-03	6.73E-04	6.73E-04	1.41E+00	7.27E-03	0	0	3.91E-04	2.02E-06	0	0	2.82E+00	1.45E-02	0	0	7.83E-04	4.04E-06	0	0
800	900	3.50E-01	1.79E-03	6.73E-04	6.73E-04	1.41E+00	7.27E-03	0	0	3.91E-04	2.02E-06	0	0	2.82E+00	1.45E-02	0	0	7.83E-04	4.04E-06	0	0
900	1000	3.50E-01	1.79E-03	6.73E-04	6.73E-04	1.41E+00	7.27E-03	0	0	3.91E-04	2.02E-06	0	0	2.82E+00	1.45E-02	0	0	7.83E-04	4.04E-06	0	0
1000	1100	3.50E-01	1.79E-03	6.73E-04	6.73E-04	1.41E+00	7.27E-03	0	0	3.91E-04	2.02E-06	0	0	2.82E+00	1.45E-02	0	0	7.83E-04	4.04E-06	0	0
1100	1200	3.50E-01	1.79E-03	6.73E-04	6.73E-04	1.41E+00	7.27E-03	0	0	3.91E-04	2.02E-06	0	0	2.82E+00	1.45E-02	0	0	7.83E-04	4.04E-06	0	0
1200	1300	3.50E-01	1.79E-03	6.73E-04	6.73E-04	1.41E+00	7.27E-03	0	0	3.91E-04	2.02E-06	0	0	2.82E+00	1.45E-02	0	0	7.83E-04	4.04E-06	0	0
1300	1400	4.37E-01	2.24E-03	8.41E-04	8.41E-04	1.76E+00	9.09E-03	0	0	4.89E-04	2.52E-06	0	0	3.52E+00	1.82E-02	0	0	9.78E-04	5.05E-06	0	0
1400	1500	3.50E-01	1.79E-03	6.73E-04	6.73E-04	1.41E+00	7.27E-03	0	0	3.91E-04	2.02E-06	0	0	2.82E+00	1.45E-02	0	0	7.83E-04	4.04E-06	0	0
1500	1600	3.50E-01	1.79E-03	6.73E-04	6.73E-04	1.41E+00	7.27E-03	0	0	3.91E-04	2.02E-06	0	0	2.82E+00	1.45E-02	0	0	7.83E-04	4.04E-06	0	0
1600	1700	4.37E-01	2.24E-03	8.41E-04	8.41E-04	1.76E+00	9.09E-03	0	0	4.89E-04	2.52E-06	0	0	3.52E+00	1.82E-02	0	0	9.78E-04	5.05E-06	0	0
1700	1800	4.37E-01	2.24E-03	8.41E-04	8.41E-04	1.76E+00	9.09E-03	0	0	4.89E-04	2.52E-06	0	0	3.52E+00	1.82E-02	0	0	9.78E-04	5.05E-06	0	0
1800	1900	4.37E-01	2.24E-03	8.41E-04	8.41E-04	1.76E+00	9.09E-03	0	0	4.89E-04	2.52E-06	0	0	3.52E+00	1.82E-02	0	0	9.78E-04	5.05E-06	0	0
1900	2000	3.50E-01	1.79E-03	6.73E-04	6.73E-04	1.41E+00	7.27E-03	0	0	3.91E-04	2.02E-06	0	0	2.82E+00	1.45E-02	0	0	7.83E-04	4.04E-06	0	0
2000	2100	3.50E-01	1.79E-03	6.73E-04	6.73E-04	1.41E+00	7.27E-03	0	0	3.91E-04	2.02E-06	0	0	2.82E+00	1.45E-02	0	0	7.83E-04	4.04E-06	0	0
2100	2200	3.50E-01	1.79E-03	6.73E-04	6.73E-04	1.41E+00	7.27E-03	0	0	3.91E-04	2.02E-06	0	0	2.82E+00	1.45E-02	0	0	7.83E-04	4.04E-06	0	0
2200	2300	3.50E-01	1.79E-03	6.73E-04	6.73E-04	1.41E+00	7.27E-03	0	0	3.91E-04	2.02E-06	0	0	2.82E+00	1.45E-02	0	0	7.83E-04	4.04E-06	0	0
2300	2400	0.00E+00	0.00E+00	0.00E+00	0.00E+00	0.00E+00	0.00E+00	0	0	0.00E+00	0.00E+00	0	0	0.00E+00	0.00E+00	0	0	0.00E+00	0.00E+00	0	0

PART 4 - Sum up all above parts

Calculations

Start Hour	End Hour	Within PTI Calc: A+B+C				E: Spread distance (Section 3)			
		Within PTI (Section 1 + Section 2)				to Ping Kong Road Northbound			
		Total Emission Rate (g/s)				Total Emission Rate (g/s)			
		Res. NOx	NO_2	RSP	FSP	Res. NOx	NO_2	RSP	FSP
0	100	0.00E+00	0.00E+00	0.00E+00	0.00E+00	0.00E+00	0.00E+00	0	0
100	200	0.00E+00	0.00E+00	0.00E+00	0.00E+00	0.00E+00	0.00E+00	0	0
200	300	0.00E+00	0.00E+00	0.00E+00	0.00E+00	0.00E+00	0.00E+00	0	0
300	400	0.00E+00	0.00E+00	0.00E+00	0.00E+00	0.00E+00	0.00E+00	0	0
400	500	0.00E+00	0.00E+00	0.00E+00	0.00E+00	0.00E+00	0.00E+00	0	0
500	600	2.43E-04	1.25E-06	9.34E-08	9.34E-08	3.68E-04	1.90E-06	0	0
600	700	5.04E-04	2.59E-06	2.80E-07	2.80E-07	5.87E-04	3.03E-06	0	0
700	800	6.72E-04	3.46E-06	3.74E-07	3.74E-07	7.83E-04	4.04E-06	0	0
800	900	6.72E-04	3.46E-06	3.74E-07	3.74E-07	7.83E-04	4.04E-06	0	0
900	1000	6.72E-04	3.46E-06	3.74E-07	3.74E-07	7.83E-04	4.04E-06	0	0
1000	1100	6.72E-04	3.46E-06	3.74E-07	3.74E-07	7.83E-04	4.04E-06	0	0
1100	1200	6.72E-04	3.46E-06	3.74E-07	3.74E-07	7.83E-04	4.04E-06	0	0
1200	1300	6.72E-04	3.46E-06	3.74E-07	3.74E-07	7.83E-04	4.04E-06	0	0
1300	1400	8.40E-04	4.32E-06	4.67E-07	4.67E-07	9.78E-04	5.05E-06	0	0
1400	1500	6.72E-04	3.46E-06	3.74E-07	3.74E-07	7.83E-04	4.04E-06	0	0
1500	1600	6.72E-04	3.46E-06	3.74E-07	3.74E-07	7.83E-04	4.04E-06	0	0
1600	1700	8.40E-04	4.32E-06	4.67E-07	4.67E-07	9.78E-04	5.05E-06	0	0
1700	1800	8.40E-04	4.32E-06	4.67E-07	4.67E-07	9.78E-04	5.05E-06	0	0
1800	1900	8.40E-04	4.32E-06	4.67E-07	4.67E-07	9.78E-04	5.05E-06	0	0
1900	2000	6.72E-04	3.46E-06	3.74E-07	3.74E-07	7.83E-04	4.04E-06	0	0
2000	2100	6.72E-04	3.46E-06	3.74E-07	3.74E-07	7.83E-04	4.04E-06	0	0
2100	2200	6.72E-04	3.46E-06	3.74E-07	3.74E-07	7.83E-04	4.04E-06	0	0
2200	2300	6.72E-04	3.46E-06	3.74E-07	3.74E-07	7.83E-04	4.04E-06	0	0
2300	2400	0.00E+00	0.00E+00	0.00E+00	0.00E+00	0.00E+00	0.00E+00	0	0

Start Hour	End Hour	Hourly Profile Ratio (0800-0900 as Baseline)				Hourly Profile Ratio (0800-0900 as Baseline)			
		Res. NOx	NO_2	RSP	FSP	Res. NOx	NO_2	RSP	FSP
0	100	0.0000	0.0000	0.0000	0.0000	0.0000	0.0000	0	0
100	200	0.0000	0.0000	0.0000	0.0000	0.0000	0.0000	0	0
200	300	0.0000	0.0000	0.0000	0.0000	0.0000	0.0000	0	0
300	400	0.0000	0.0000	0.0000	0.0000	0.0000	0.0000	0	0
400	500	0.0000	0.0000	0.0000	0.0000	0.0000	0.0000	0	0
500	600	0.3619	0.3620	0.2500	0.2500	0.4707	0.4702	0	0
600	700	0.7500	0.7500	0.7500	0.7500	0.7500	0.7500	0	0
700	800	1.0000	1.0000	1.0000	1.0000	1.0000	1.0000	0	0
800	900	1.0000	1.0000	1.0000	1.0000	1.0000	1.0000	0	0
900	1000	1.0000	1.0000	1.0000	1.0000	1.0000	1.0000	0	0
1000	1100	1.0000	1.0000	1.0000	1.0000	1.0000	1.0000	0	0
1100	1200	1.0000	1.0000	1.0000	1.0000	1.0000	1.0000	0	0
1200	1300	1.0000	1.0000	1.0000	1.0000	1.0000	1.0000	0	0
1300	1400	1.2500	1.2500	1.2500	1.2500	1.2500	1.2500	0	0
1400	1500	1.0000	1.0000	1.0000	1.0000	1.0000	1.0000	0	0
1500	1600	1.0000	1.0000	1.0000	1.0000	1.0000	1.0000	0	0
1600	1700	1.2500	1.2500	1.2500	1.2500	1.2500	1.2500	0	0
1700	1800	1.2500	1.2500	1.2500	1.2500	1.2500	1.2500	0	0
1800	1900	1.2500	1.2500	1.2500	1.2500	1.2500	1.2500	0	0
1900	2000	1.0000	1.0000	1.0000	1.0000	1.0000	1.0000	0	0
2000	2100	1.0000	1.0000	1.0000	1.0000	1.0000	1.0000	0	0
2100	2200	1.0000	1.0000	1.0000	1.0000	1.0000	1.0000	0	0
2200	2300	1.0000	1.0000	1.0000	1.0000	1.0000	1.0000	0	0
2300	2400	0.0000	0.0000	0.0000	0.0000	0.0000	0.0000	0	0

Proposed PTI

PTI Type: Covered

Assessment Vehicle: TAXI
Fuel: LPG

PART 1 - Running Emission

Parameters

Average Travelling Distance from PTI Ingress to Start Point =	100	m	(Section 1 - Ingress)
Average Travelling Distance from Start Point to PTI Egress =	50	m	(Section 2 - Egress)
Total Travelling Distance in PTI	0.150	km	(1km=1000m)
Travelling Speed =	10	kph	

Population Ratio Extracted from EMFAC

LPG %	Petrol %
99.99%	0.01%

Calculations (Input)

Start Hour	End Hour	Total	Total (in Fuel Type)	Within PTI (Section 1)+(Section 2)								A			
				Running Emission Factor (g/km·vehicle)				Running Emission Within PTI (g)				Running Emission Rate Within PTI (g/s)			
				Res. NOx	NO_2	RSP	FSP	Res. NOx	NO_2	RSP	FSP	Res. NOx	NO_2	RSP	FSP
0	100	6	*6.00*	0.9987	0.0279	0	0	8.99E-01	2.51E-02	0	0	2.50E-04	6.97E-06	0	0
100	200	10	*10.00*	0.9987	0.0279	0	0	1.50E+00	4.18E-02	0	0	4.16E-04	1.16E-05	0	0
200	300	10	*10.00*	0.9987	0.0279	0	0	1.50E+00	4.18E-02	0	0	4.16E-04	1.16E-05	0	0
300	400	10	*10.00*	0.9987	0.0279	0	0	1.50E+00	4.18E-02	0	0	4.16E-04	1.16E-05	0	0
400	500	10	*10.00*	0.9987	0.0279	0	0	1.50E+00	4.18E-02	0	0	4.16E-04	1.16E-05	0	0
500	600	3	*3.00*	0.9987	0.0279	0	0	4.49E-01	1.26E-02	0	0	1.25E-04	3.49E-06	0	0
600	700	13	*13.00*	0.9987	0.0279	0	0	1.95E+00	5.44E-02	0	0	5.41E-04	1.51E-05	0	0
700	800	12	*12.00*	0.9987	0.0279	0	0	1.80E+00	5.02E-02	0	0	4.99E-04	1.39E-05	0	0
800	900	12	*12.00*	0.9987	0.0279	0	0	1.80E+00	5.02E-02	0	0	4.99E-04	1.39E-05	0	0
900	1000	13	*13.00*	0.9987	0.0279	0	0	1.95E+00	5.44E-02	0	0	5.41E-04	1.51E-05	0	0
1000	1100	12	*12.00*	0.9987	0.0279	0	0	1.80E+00	5.02E-02	0	0	4.99E-04	1.39E-05	0	0
1100	1200	13	*13.00*	0.9987	0.0279	0	0	1.95E+00	5.44E-02	0	0	5.41E-04	1.51E-05	0	0
1200	1300	12	*12.00*	0.9987	0.0279	0	0	1.80E+00	5.02E-02	0	0	4.99E-04	1.39E-05	0	0
1300	1400	9	*9.00*	0.9987	0.0279	0	0	1.35E+00	3.77E-02	0	0	3.74E-04	1.05E-05	0	0
1400	1500	8	*8.00*	0.9987	0.0279	0	0	1.20E+00	3.35E-02	0	0	3.33E-04	9.30E-06	0	0
1500	1600	8	*8.00*	0.9987	0.0279	0	0	1.20E+00	3.35E-02	0	0	3.33E-04	9.30E-06	0	0
1600	1700	8	*8.00*	0.9987	0.0279	0	0	1.20E+00	3.35E-02	0	0	3.33E-04	9.30E-06	0	0
1700	1800	8	*8.00*	0.9987	0.0279	0	0	1.20E+00	3.35E-02	0	0	3.33E-04	9.30E-06	0	0
1800	1900	8	*8.00*	0.9987	0.0279	0	0	1.20E+00	3.35E-02	0	0	3.33E-04	9.30E-06	0	0
1900	2000	8	*8.00*	0.9987	0.0279	0	0	1.20E+00	3.35E-02	0	0	3.33E-04	9.30E-06	0	0
2000	2100	9	*9.00*	0.9987	0.0279	0	0	1.35E+00	3.77E-02	0	0	3.74E-04	1.05E-05	0	0
2100	2200	8	*8.00*	0.9987	0.0279	0	0	1.20E+00	3.35E-02	0	0	3.33E-04	9.30E-06	0	0
2200	2300	8	*8.00*	0.9987	0.0279	0	0	1.20E+00	3.35E-02	0	0	3.33E-04	9.30E-06	0	0
2300	2400	9	*9.00*	0.9987	0.0279	0	0	1.35E+00	3.77E-02	0	0	3.74E-04	1.05E-05	0	0

PART 2 - Start Emission

Start Emission Factor Extracted from EMFAC (g/trip)

	5	10	20	30	40	50	60	120	180	240	300	360	420	480	540	600	660	720
Res. NOx	1.0057	1.0223	1.0548	1.0862	1.1167	1.1461	1.1744	1.3071	1.4401	1.4284	1.4083	1.3802	1.3439	1.2995	1.2468	1.1861	1.1171	1.04
NO2	0.0282	0.0287	0.0296	0.0305	0.0313	0.0321	0.0329	0.0366	0.0404	0.04	0.0395	0.0387	0.0377	0.0364	0.035	0.0332	0.0313	0.0292
RSP	0	0	0	0	0	0	0	0	0	0	0	0	0	0	0	0	0	0
FSP	0	0	0	0	0	0	0	0	0	0	0	0	0	0	0	0	0	0

Calculations

Start Hour	End Hour	Total in Fuel #	Number of Trips																		Start Emission (g)			
			5	10	20	30	40	50	60	120	180	240	300	360	420	480	540	600	660	720	Res. NOx	NO_2	RSP	FSP
0	100	*6.00*	0	0	*6.00*	0	0	0	0	0	0	0	0	0	0	0	0	0	0	0	6.33E+00	1.78E-01	0	0
100	200	*10.00*	0	0	*10.00*	0	0	0	0	0	0	0	0	0	0	0	0	0	0	0	1.05E+01	2.96E-01	0	0
200	300	*10.00*	0	0	*10.00*	0	0	0	0	0	0	0	0	0	0	0	0	0	0	0	1.05E+01	2.96E-01	0	0
300	400	*10.00*	0	0	*10.00*	0	0	0	0	0	0	0	0	0	0	0	0	0	0	0	1.05E+01	2.96E-01	0	0
400	500	*10.00*	0	0	*10.00*	0	0	0	0	0	0	0	0	0	0	0	0	0	0	0	1.05E+01	2.96E-01	0	0
500	600	*3.00*	0	0	*3.00*	0	0	0	0	0	0	0	0	0	0	0	0	0	0	0	3.16E+00	8.88E-02	0	0
600	700	*13.00*	0	0	*13.00*	0	0	0	0	0	0	0	0	0	0	0	0	0	0	0	1.37E+01	3.85E-01	0	0
700	800	*12.00*	0	0	*12.00*	0	0	0	0	0	0	0	0	0	0	0	0	0	0	0	1.27E+01	3.55E-01	0	0
800	900	*12.00*	0	0	*12.00*	0	0	0	0	0	0	0	0	0	0	0	0	0	0	0	1.27E+01	3.55E-01	0	0
900	1000	*13.00*	0	0	*13.00*	0	0	0	0	0	0	0	0	0	0	0	0	0	0	0	1.37E+01	3.85E-01	0	0
1000	1100	*12.00*	0	0	*12.00*	0	0	0	0	0	0	0	0	0	0	0	0	0	0	0	1.27E+01	3.55E-01	0	0
1100	1200	*13.00*	0	0	*13.00*	0	0	0	0	0	0	0	0	0	0	0	0	0	0	0	1.37E+01	3.85E-01	0	0
1200	1300	*12.00*	0	0	*12.00*	0	0	0	0	0	0	0	0	0	0	0	0	0	0	0	1.27E+01	3.55E-01	0	0
1300	1400	*9.00*	0	0	*9.00*	0	0	0	0	0	0	0	0	0	0	0	0	0	0	0	9.49E+00	2.66E-01	0	0
1400	1500	*8.00*	0	0	*8.00*	0	0	0	0	0	0	0	0	0	0	0	0	0	0	0	8.44E+00	2.37E-01	0	0
1500	1600	*8.00*	0	0	*8.00*	0	0	0	0	0	0	0	0	0	0	0	0	0	0	0	8.44E+00	2.37E-01	0	0
1600	1700	*8.00*	0	0	*8.00*	0	0	0	0	0	0	0	0	0	0	0	0	0	0	0	8.44E+00	2.37E-01	0	0
1700	1800	*8.00*	0	0	*8.00*	0	0	0	0	0	0	0	0	0	0	0	0	0	0	0	8.44E+00	2.37E-01	0	0
1800	1900	*8.00*	0	0	*8.00*	0	0	0	0	0	0	0	0	0	0	0	0	0	0	0	8.44E+00	2.37E-01	0	0
1900	2000	*8.00*	0	0	*8.00*	0	0	0	0	0	0	0	0	0	0	0	0	0	0	0	8.44E+00	2.37E-01	0	0
2000	2100	*9.00*	0	0	*9.00*	0	0	0	0	0	0	0	0	0	0	0	0	0	0	0	9.49E+00	2.66E-01	0	0
2100	2200	*8.00*	0	0	*8.00*	0	0	0	0	0	0	0	0	0	0	0	0	0	0	0	8.44E+00	2.37E-01	0	0
2200	2300	*8.00*	0	0	*8.00*	0	0	0	0	0	0	0	0	0	0	0	0	0	0	0	8.44E+00	2.37E-01	0	0
2300	2400	*9.00*	0	0	*9.00*	0	0	0	0	0	0	0	0	0	0	0	0	0	0	0	9.49E+00	2.66E-01	0	0

Remark: Number of trips were derived based on on-site observations at the PTIs and operators' published schedules.

PART 3 - Idling Emission

Parameters

Idling Time = 3 min(s) *As On-Site observations

Calculations *Cold Idling = 240-720min; Hot idling = 5-180min. *Total Idling Emission = Cold Idling + Hot idling

Start Hour	End Hour	Trips (240-720min)	Cold Idling Emission Factor (g/min)				Cold Idling Emission (g)				Trips (5-180min)	Hot Idling Emission Factor (g/min)				Hot Idling Emission (g)				Total Idling Emission within PTI (g)				B: Total Idling Emission Rate within PTI (g/s)			
			Res. NOx	NO_2	RSP	FSP	Res. NOx	NO_2	RSP	FSP		Res. NOx	NO_2	RSP	FSP	Res. NOx	NO_2	RSP	FSP	Res. NOx	NO_2	RSP	FSP	Res. NOx	NO_2	RSP	FSP
0	100	0	1.64E-01	4.57E-03	9.53E-04	9.53E-04	0	0	0	0	6.00	2.13E-01	5.95E-03	9.53E-04	9.53E-04	3.83E+00	1.07E-01	1.72E-02	1.72E-02	3.83E+00	1.07E-01	1.72E-02	1.72E-02	1.06E-03	2.97E-05	4.76E-06	4.76E-06
100	200	0	1.64E-01	4.57E-03	9.53E-04	9.53E-04	0	0	0	0	10.00	2.13E-01	5.95E-03	9.53E-04	9.53E-04	6.39E+00	1.78E-01	2.86E-02	2.86E-02	6.39E+00	1.78E-01	2.86E-02	2.86E-02	1.77E-03	4.95E-05	7.94E-06	7.94E-06
200	300	0	1.64E-01	4.57E-03	9.53E-04	9.53E-04	0	0	0	0	10.00	2.13E-01	5.95E-03	9.53E-04	9.53E-04	6.39E+00	1.78E-01	2.86E-02	2.86E-02	6.39E+00	1.78E-01	2.86E-02	2.86E-02	1.77E-03	4.95E-05	7.94E-06	7.94E-06
300	400	0	1.64E-01	4.57E-03	9.53E-04	9.53E-04	0	0	0	0	10.00	2.13E-01	5.95E-03	9.53E-04	9.53E-04	6.39E+00	1.78E-01	2.86E-02	2.86E-02	6.39E+00	1.78E-01	2.86E-02	2.86E-02	1.77E-03	4.95E-05	7.94E-06	7.94E-06
400	500	0	1.64E-01	4.57E-03	9.53E-04	9.53E-04	0	0	0	0	10.00	2.13E-01	5.95E-03	9.53E-04	9.53E-04	6.39E+00	1.78E-01	2.86E-02	2.86E-02	6.39E+00	1.78E-01	2.86E-02	2.86E-02	1.77E-03	4.95E-05	7.94E-06	7.94E-06
500	600	0	1.64E-01	4.57E-03	9.53E-04	9.53E-04	0	0	0	0	3.00	2.13E-01	5.95E-03	9.53E-04	9.53E-04	1.92E+00	5.35E-02	8.58E-03	8.58E-03	1.92E+00	5.35E-02	8.58E-03	8.58E-03	5.32E-04	1.49E-05	2.38E-06	2.38E-06
600	700	0	1.64E-01	4.57E-03	9.53E-04	9.53E-04	0	0	0	0	13.00	2.13E-01	5.95E-03	9.53E-04	9.53E-04	8.30E+00	2.32E-01	3.72E-02	3.72E-02	8.30E+00	2.32E-01	3.72E-02	3.72E-02	2.31E-03	6.44E-05	1.03E-05	1.03E-05
700	800	0	1.64E-01	4.57E-03	9.53E-04	9.53E-04	0	0	0	0	12.00	2.13E-01	5.95E-03	9.53E-04	9.53E-04	7.66E+00	2.14E-01	3.43E-02	3.43E-02	7.66E+00	2.14E-01	3.43E-02	3.43E-02	2.13E-03	5.95E-05	9.53E-06	9.53E-06
800	900	0	1.64E-01	4.57E-03	9.53E-04	9.53E-04	0	0	0	0	12.00	2.13E-01	5.95E-03	9.53E-04	9.53E-04	7.66E+00	2.14E-01	3.43E-02	3.43E-02	7.66E+00	2.14E-01	3.43E-02	3.43E-02	2.13E-03	5.95E-05	9.53E-06	9.53E-06
900	1000	0	1.64E-01	4.57E-03	9.53E-04	9.53E-04	0	0	0	0	13.00	2.13E-01	5.95E-03	9.53E-04	9.53E-04	8.30E+00	2.32E-01	3.72E-02	3.72E-02	8.30E+00	2.32E-01	3.72E-02	3.72E-02	2.31E-03	6.44E-05	1.03E-05	1.03E-05
1000	1100	0	1.64E-01	4.57E-03	9.53E-04	9.53E-04	0	0	0	0	12.00	2.13E-01	5.95E-03	9.53E-04	9.53E-04	7.66E+00	2.14E-01	3.43E-02	3.43E-02	7.66E+00	2.14E-01	3.43E-02	3.43E-02	2.13E-03	5.95E-05	9.53E-06	9.53E-06
1100	1200	0	1.64E-01	4.57E-03	9.53E-04	9.53E-04	0	0	0	0	13.00	2.13E-01	5.95E-03	9.53E-04	9.53E-04	8.30E+00	2.32E-01	3.72E-02	3.72E-02	8.30E+00	2.32E-01	3.72E-02	3.72E-02	2.31E-03	6.44E-05	1.03E-05	1.03E-05
1200	1300	0	1.64E-01	4.57E-03	9.53E-04	9.53E-04	0	0	0	0	12.00	2.13E-01	5.95E-03	9.53E-04	9.53E-04	7.66E+00	2.14E-01	3.43E-02	3.43E-02	7.66E+00	2.14E-01	3.43E-02	3.43E-02	2.13E-03	5.95E-05	9.53E-06	9.53E-06
1300	1400	0	1.64E-01	4.57E-03	9.53E-04	9.53E-04	0	0	0	0	9.00	2.13E-01	5.95E-03	9.53E-04	9.53E-04	5.75E+00	1.61E-01	2.57E-02	2.57E-02	5.75E+00	1.61E-01	2.57E-02	2.57E-02	1.60E-03	4.46E-05	7.15E-06	7.15E-06
1400	1500	0	1.64E-01	4.57E-03	9.53E-04	9.53E-04	0	0	0	0	8.00	2.13E-01	5.95E-03	9.53E-04	9.53E-04	5.11E+00	1.43E-01	2.29E-02	2.29E-02	5.11E+00	1.43E-01	2.29E-02	2.29E-02	1.42E-03	3.96E-05	6.35E-06	6.35E-06
1500	1600	0	1.64E-01	4.57E-03	9.53E-04	9.53E-04	0	0	0	0	8.00	2.13E-01	5.95E-03	9.53E-04	9.53E-04	5.11E+00	1.43E-01	2.29E-02	2.29E-02	5.11E+00	1.43E-01	2.29E-02	2.29E-02	1.42E-03	3.96E-05	6.35E-06	6.35E-06
1600	1700	0	1.64E-01	4.57E-03	9.53E-04	9.53E-04	0	0	0	0	8.00	2.13E-01	5.95E-03	9.53E-04	9.53E-04	5.11E+00	1.43E-01	2.29E-02	2.29E-02	5.11E+00	1.43E-01	2.29E-02	2.29E-02	1.42E-03	3.96E-05	6.35E-06	6.35E-06
1700	1800	0	1.64E-01	4.57E-03	9.53E-04	9.53E-04	0	0	0	0	8.00	2.13E-01	5.95E-03	9.53E-04	9.53E-04	5.11E+00	1.43E-01	2.29E-02	2.29E-02	5.11E+00	1.43E-01	2.29E-02	2.29E-02	1.42E-03	3.96E-05	6.35E-06	6.35E-06
1800	1900	0	1.64E-01	4.57E-03	9.53E-04	9.53E-04	0	0	0	0	8.00	2.13E-01	5.95E-03	9.53E-04	9.53E-04	5.11E+00	1.43E-01	2.29E-02	2.29E-02	5.11E+00	1.43E-01	2.29E-02	2.29E-02	1.42E-03	3.96E-05	6.35E-06	6.35E-06
1900	2000	0	1.64E-01	4.57E-03	9.53E-04	9.53E-04	0	0	0	0	8.00	2.13E-01	5.95E-03	9.53E-04	9.53E-04	5.11E+00	1.43E-01	2.29E-02	2.29E-02	5.11E+00	1.43E-01	2.29E-02	2.29E-02	1.42E-03	3.96E-05	6.35E-06	6.35E-06
2000	2100	0	1.64E-01	4.57E-03	9.53E-04	9.53E-04	0	0	0	0	9.00	2.13E-01	5.95E-03	9.53E-04	9.53E-04	5.75E+00	1.61E-01	2.57E-02	2.57E-02	5.75E+00	1.61E-01	2.57E-02	2.57E-02	1.60E-03	4.46E-05	7.15E-06	7.15E-06
2100	2200	0	1.64E-01	4.57E-03	9.53E-04	9.53E-04	0	0	0	0	8.00	2.13E-01	5.95E-03	9.53E-04	9.53E-04	5.11E+00	1.43E-01	2.29E-02	2.29E-02	5.11E+00	1.43E-01	2.29E-02	2.29E-02	1.42E-03	3.96E-05	6.35E-06	6.35E-06
2200	2300	0	1.64E-01	4.57E-03	9.53E-04	9.53E-04	0	0	0	0	8.00	2.13E-01	5.95E-03	9.53E-04	9.53E-04	5.11E+00	1.43E-01	2.29E-02	2.29E-02	5.11E+00	1.43E-01	2.29E-02	2.29E-02	1.42E-03	3.96E-05	6.35E-06	6.35E-06
2300	2400	0	1.64E-01	4.57E-03	9.53E-04	9.53E-04	0	0	0	0	9.00	2.13E-01	5.95E-03	9.53E-04	9.53E-04	5.75E+00	1.61E-01	2.57E-02	2.57E-02	5.75E+00	1.61E-01	2.57E-02	2.57E-02	1.60E-03	4.46E-05	7.15E-06	7.15E-06

Parameters

Maximum Duration for adjusting Start Emission =	0.5	min(s)	*As per EPD Guidleine
Travelling Distance from Start Point to PTI Egress =	50	m	(Section 2)
Travelling Distance from PTI Egress to Open Road =	100	m	(Section 3) * (Section 2)+(Section 3) = 150m Spread Distance as per EPD Guideline

Calculations for Adjusted Start Emission

Start Hour	End Hour	Emission for Adjusting Start Emission (g)				Adjusted Start Emission Within PTI (Section 2) (g)				C: Adjusted Start Emission Rate Within PTI (Section 2) (g/s)				Adjusted Start Emission Outside PTI (Section 3) (g)				E: Adjusted Start Emission Rate Outside PTI (Section 3) (g/s)			
		Res. NOx	NO_2	RSP	FSP	Res. NOx	NO_2	RSP	FSP	Res. NOx	NO_2	RSP	FSP	Res. NOx	NO_2	RSP	FSP	Res. NOx	NO_2	RSP	FSP
0	100	6.39E-01	1.78E-02	2.86E-03	2.86E-03	1.90E+00	5.32E-02	0	0	5.27E-04	1.48E-05	0	0	3.79E+00	1.06E-01	0	0	1.05E-03	2.96E-05	0	0
100	200	1.06E+00	2.97E-02	4.76E-03	4.76E-03	3.16E+00	8.87E-02	0	0	8.78E-04	2.47E-05	0	0	6.32E+00	1.77E-01	0	0	1.76E-03	4.93E-05	0	0
200	300	1.06E+00	2.97E-02	4.76E-03	4.76E-03	3.16E+00	8.87E-02	0	0	8.78E-04	2.47E-05	0	0	6.32E+00	1.77E-01	0	0	1.76E-03	4.93E-05	0	0
300	400	1.06E+00	2.97E-02	4.76E-03	4.76E-03	3.16E+00	8.87E-02	0	0	8.78E-04	2.47E-05	0	0	6.32E+00	1.77E-01	0	0	1.76E-03	4.93E-05	0	0
400	500	1.06E+00	2.97E-02	4.76E-03	4.76E-03	3.16E+00	8.87E-02	0	0	8.78E-04	2.47E-05	0	0	6.32E+00	1.77E-01	0	0	1.76E-03	4.93E-05	0	0
500	600	3.19E-01	8.92E-03	1.43E-03	1.43E-03	9.48E-01	2.66E-02	0	0	2.63E-04	7.40E-06	0	0	1.90E+00	5.32E-02	0	0	5.27E-04	1.48E-05	0	0
600	700	1.38E+00	3.86E-02	6.19E-03	6.19E-03	4.11E+00	1.15E-01	0	0	1.14E-03	3.20E-05	0	0	8.22E+00	2.31E-01	0	0	2.28E-03	6.41E-05	0	0
700	800	1.28E+00	3.57E-02	5.72E-03	5.72E-03	3.79E+00	1.06E-01	0	0	1.05E-03	2.96E-05	0	0	7.59E+00	2.13E-01	0	0	2.11E-03	5.92E-05	0	0
800	900	1.28E+00	3.57E-02	5.72E-03	5.72E-03	3.79E+00	1.06E-01	0	0	1.05E-03	2.96E-05	0	0	7.59E+00	2.13E-01	0	0	2.11E-03	5.92E-05	0	0
900	1000	1.38E+00	3.86E-02	6.19E-03	6.19E-03	4.11E+00	1.15E-01	0	0	1.14E-03	3.20E-05	0	0	8.22E+00	2.31E-01	0	0	2.28E-03	6.41E-05	0	0
1000	1100	1.28E+00	3.57E-02	5.72E-03	5.72E-03	3.79E+00	1.06E-01	0	0	1.05E-03	2.96E-05	0	0	7.59E+00	2.13E-01	0	0	2.11E-03	5.92E-05	0	0
1100	1200	1.38E+00	3.86E-02	6.19E-03	6.19E-03	4.11E+00	1.15E-01	0	0	1.14E-03	3.20E-05	0	0	8.22E+00	2.31E-01	0	0	2.28E-03	6.41E-05	0	0
1200	1300	1.28E+00	3.57E-02	5.72E-03	5.72E-03	3.79E+00	1.06E-01	0	0	1.05E-03	2.96E-05	0	0	7.59E+00	2.13E-01	0	0	2.11E-03	5.92E-05	0	0
1300	1400	9.58E-01	2.68E-02	4.29E-03	4.29E-03	2.84E+00	7.99E-02	0	0	7.90E-04	2.22E-05	0	0	5.69E+00	1.60E-01	0	0	1.58E-03	4.44E-05	0	0
1400	1500	8.51E-01	2.38E-02	3.81E-03	3.81E-03	2.53E+00	7.10E-02	0	0	7.02E-04	1.97E-05	0	0	5.06E+00	1.42E-01	0	0	1.40E-03	3.94E-05	0	0
1500	1600	8.51E-01	2.38E-02	3.81E-03	3.81E-03	2.53E+00	7.10E-02	0	0	7.02E-04	1.97E-05	0	0	5.06E+00	1.42E-01	0	0	1.40E-03	3.94E-05	0	0
1600	1700	8.51E-01	2.38E-02	3.81E-03	3.81E-03	2.53E+00	7.10E-02	0	0	7.02E-04	1.97E-05	0	0	5.06E+00	1.42E-01	0	0	1.40E-03	3.94E-05	0	0
1700	1800	8.51E-01	2.38E-02	3.81E-03	3.81E-03	2.53E+00	7.10E-02	0	0	7.02E-04	1.97E-05	0	0	5.06E+00	1.42E-01	0	0	1.40E-03	3.94E-05	0	0
1800	1900	8.51E-01	2.38E-02	3.81E-03	3.81E-03	2.53E+00	7.10E-02	0	0	7.02E-04	1.97E-05	0	0	5.06E+00	1.42E-01	0	0	1.40E-03	3.94E-05	0	0
1900	2000	8.51E-01	2.38E-02	3.81E-03	3.81E-03	2.53E+00	7.10E-02	0	0	7.02E-04	1.97E-05	0	0	5.06E+00	1.42E-01	0	0	1.40E-03	3.94E-05	0	0
2000	2100	9.58E-01	2.68E-02	4.29E-03	4.29E-03	2.84E+00	7.99E-02	0	0	7.90E-04	2.22E-05	0	0	5.69E+00	1.60E-01	0	0	1.58E-03	4.44E-05	0	0
2100	2200	8.51E-01	2.38E-02	3.81E-03	3.81E-03	2.53E+00	7.10E-02	0	0	7.02E-04	1.97E-05	0	0	5.06E+00	1.42E-01	0	0	1.40E-03	3.94E-05	0	0
2200	2300	8.51E-01	2.38E-02	3.81E-03	3.81E-03	2.53E+00	7.10E-02	0	0	7.02E-04	1.97E-05	0	0	5.06E+00	1.42E-01	0	0	1.40E-03	3.94E-05	0	0
2300	2400	9.58E-01	2.68E-02	4.29E-03	4.29E-03	2.84E+00	7.99E-02	0	0	7.90E-04	2.22E-05	0	0	5.69E+00	1.60E-01	0	0	1.58E-03	4.44E-05	0	0

PART 4 - Sum up all above parts

Calculations

Start Hour	End Hour	Within PTI Calc: A+B+C				E: Spread distance (Section 3)			
		Within PTI (Section 1 + Section 2)				to Ping Kong Road Northbound			
		Total Emission Rate (g/s)				Total Emission Rate (g/s)			
		Res. NOx	NO_2	RSP	FSP	Res. NOx	NO_2	RSP	FSP
0	100	1.84E-03	5.15E-05	4.76E-06	4.76E-06	1.05E-03	2.96E-05	0	0
100	200	3.07E-03	8.58E-05	7.94E-06	7.94E-06	1.76E-03	4.93E-05	0	0
200	300	3.07E-03	8.58E-05	7.94E-06	7.94E-06	1.76E-03	4.93E-05	0	0
300	400	3.07E-03	8.58E-05	7.94E-06	7.94E-06	1.76E-03	4.93E-05	0	0
400	500	3.07E-03	8.58E-05	7.94E-06	7.94E-06	1.76E-03	4.93E-05	0	0
500	600	9.20E-04	2.57E-05	2.38E-06	2.38E-06	5.27E-04	1.48E-05	0	0
600	700	3.99E-03	1.12E-04	1.03E-05	1.03E-05	2.28E-03	6.41E-05	0	0
700	800	3.68E-03	1.03E-04	9.53E-06	9.53E-06	2.11E-03	5.92E-05	0	0
800	900	3.68E-03	1.03E-04	9.53E-06	9.53E-06	2.11E-03	5.92E-05	0	0
900	1000	3.99E-03	1.12E-04	1.03E-05	1.03E-05	2.28E-03	6.41E-05	0	0
1000	1100	3.68E-03	1.03E-04	9.53E-06	9.53E-06	2.11E-03	5.92E-05	0	0
1100	1200	3.99E-03	1.12E-04	1.03E-05	1.03E-05	2.28E-03	6.41E-05	0	0
1200	1300	3.68E-03	1.03E-04	9.53E-06	9.53E-06	2.11E-03	5.92E-05	0	0
1300	1400	2.76E-03	7.72E-05	7.15E-06	7.15E-06	1.58E-03	4.44E-05	0	0
1400	1500	2.45E-03	6.87E-05	6.35E-06	6.35E-06	1.40E-03	3.94E-05	0	0
1500	1600	2.45E-03	6.87E-05	6.35E-06	6.35E-06	1.40E-03	3.94E-05	0	0
1600	1700	2.45E-03	6.87E-05	6.35E-06	6.35E-06	1.40E-03	3.94E-05	0	0
1700	1800	2.45E-03	6.87E-05	6.35E-06	6.35E-06	1.40E-03	3.94E-05	0	0
1800	1900	2.45E-03	6.87E-05	6.35E-06	6.35E-06	1.40E-03	3.94E-05	0	0
1900	2000	2.45E-03	6.87E-05	6.35E-06	6.35E-06	1.40E-03	3.94E-05	0	0
2000	2100	2.76E-03	7.72E-05	7.15E-06	7.15E-06	1.58E-03	4.44E-05	0	0
2100	2200	2.45E-03	6.87E-05	6.35E-06	6.35E-06	1.40E-03	3.94E-05	0	0
2200	2300	2.45E-03	6.87E-05	6.35E-06	6.35E-06	1.40E-03	3.94E-05	0	0
2300	2400	2.76E-03	7.72E-05	7.15E-06	7.15E-06	1.58E-03	4.44E-05	0	0

Start Hour	End Hour	Hourly Profile Ratio (0800-0900 as Baseline)				Hourly Profile Ratio (0800-0900 as Baseline)			
		Res. NOx	NO_2	RSP	FSP	Res. NOx	NO_2	RSP	FSP
0	100	0.5000	0.5000	0.5000	0.5000	0.5000	0.5000	0	0
100	200	0.8333	0.8333	0.8333	0.8333	0.8333	0.8333	0	0
200	300	0.8333	0.8333	0.8333	0.8333	0.8333	0.8333	0	0
300	400	0.8333	0.8333	0.8333	0.8333	0.8333	0.8333	0	0
400	500	0.8333	0.8333	0.8333	0.8333	0.8333	0.8333	0	0
500	600	0.2500	0.2500	0.2500	0.2500	0.2500	0.2500	0	0
600	700	1.0833	1.0833	1.0833	1.0833	1.0833	1.0833	0	0
700	800	1.0000	1.0000	1.0000	1.0000	1.0000	1.0000	0	0
800	900	1.0000	1.0000	1.0000	1.0000	1.0000	1.0000	0	0
900	1000	1.0833	1.0833	1.0833	1.0833	1.0833	1.0833	0	0
1000	1100	1.0000	1.0000	1.0000	1.0000	1.0000	1.0000	0	0
1100	1200	1.0833	1.0833	1.0833	1.0833	1.0833	1.0833	0	0
1200	1300	1.0000	1.0000	1.0000	1.0000	1.0000	1.0000	0	0
1300	1400	0.7500	0.7500	0.7500	0.7500	0.7500	0.7500	0	0
1400	1500	0.6667	0.6667	0.6667	0.6667	0.6667	0.6667	0	0
1500	1600	0.6667	0.6667	0.6667	0.6667	0.6667	0.6667	0	0
1600	1700	0.6667	0.6667	0.6667	0.6667	0.6667	0.6667	0	0
1700	1800	0.6667	0.6667	0.6667	0.6667	0.6667	0.6667	0	0
1800	1900	0.6667	0.6667	0.6667	0.6667	0.6667	0.6667	0	0
1900	2000	0.6667	0.6667	0.6667	0.6667	0.6667	0.6667	0	0
2000	2100	0.7500	0.7500	0.7500	0.7500	0.7500	0.7500	0	0
2100	2200	0.6667	0.6667	0.6667	0.6667	0.6667	0.6667	0	0
2200	2300	0.6667	0.6667	0.6667	0.6667	0.6667	0.6667	0	0
2300	2400	0.7500	0.7500	0.7500	0.7500	0.7500	0.7500	0	0

Proposed PTI

PTI Type: Covered

Assessment Vehicle: TAXI
Fuel: PETROL

PART 1 - Running Emission

Parameters

Average Travelling Distance from PTI Ingress to Start Point =	100	m	(Section 1 - Ingress)
Average Travelling Distance from Start Point to PTI Egress =	100	m	(Section 2 - Egress)
Total Travelling Distance in PTI	0.200	km	(1km=1000m)
Travelling Speed =	10	kph	

Population Ratio Extracted from EMFAC

LPG %	Petrol %
99.99%	0.01%

Calculations (Input)

Start Hour	End Hour	Total	Total (in Fuel Type)	Within PTI (Section 1)+(Section 2)								A			
				Running Emission Factor (g/km·vehicle)				Running Emission Within PTI (g)				Running Emission Rate Within PTI (g/s)			
				Res. NOx	NO_2	RSP	FSP	Res. NOx	NO_2	RSP	FSP	Res. NOx	NO_2	RSP	FSP
0	100	6	*5.82E-04*	0.0579	0.003	0.0096	0.0089	6.74E-06	3.49E-07	1.117E-06	1.036E-06	1.87E-09	9.70E-11	3.104E-10	2.877E-10
100	200	10	*9.70E-04*	0.0579	0.003	0.0096	0.0089	1.12E-05	5.82E-07	1.862E-06	1.726E-06	3.12E-09	1.62E-10	5.173E-10	4.795E-10
200	300	10	*9.70E-04*	0.0579	0.003	0.0096	0.0089	1.12E-05	5.82E-07	1.862E-06	1.726E-06	3.12E-09	1.62E-10	5.173E-10	4.795E-10
300	400	10	*9.70E-04*	0.0579	0.003	0.0096	0.0089	1.12E-05	5.82E-07	1.862E-06	1.726E-06	3.12E-09	1.62E-10	5.173E-10	4.795E-10
400	500	10	*9.70E-04*	0.0579	0.003	0.0096	0.0089	1.12E-05	5.82E-07	1.862E-06	1.726E-06	3.12E-09	1.62E-10	5.173E-10	4.795E-10
500	600	3	*2.91E-04*	0.0579	0.003	0.0096	0.0089	3.37E-06	1.75E-07	5.586E-07	5.179E-07	9.36E-10	4.85E-11	1.552E-10	1.439E-10
600	700	13	*1.26E-03*	0.0579	0.003	0.0096	0.0089	1.46E-05	7.56E-07	2.421E-06	2.244E-06	4.06E-09	2.10E-10	6.724E-10	6.234E-10
700	800	12	*1.16E-03*	0.0579	0.003	0.0096	0.0089	1.35E-05	6.98E-07	2.235E-06	2.072E-06	3.74E-09	1.94E-10	6.207E-10	5.755E-10
800	900	12	*1.16E-03*	0.0579	0.003	0.0096	0.0089	1.35E-05	6.98E-07	2.235E-06	2.072E-06	3.74E-09	1.94E-10	6.207E-10	5.755E-10
900	1000	13	*1.26E-03*	0.0579	0.003	0.0096	0.0089	1.46E-05	7.56E-07	2.421E-06	2.244E-06	4.06E-09	2.10E-10	6.724E-10	6.234E-10
1000	1100	12	*1.16E-03*	0.0579	0.003	0.0096	0.0089	1.35E-05	6.98E-07	2.235E-06	2.072E-06	3.74E-09	1.94E-10	6.207E-10	5.755E-10
1100	1200	13	*1.26E-03*	0.0579	0.003	0.0096	0.0089	1.46E-05	7.56E-07	2.421E-06	2.244E-06	4.06E-09	2.10E-10	6.724E-10	6.234E-10
1200	1300	12	*1.16E-03*	0.0579	0.003	0.0096	0.0089	1.35E-05	6.98E-07	2.235E-06	2.072E-06	3.74E-09	1.94E-10	6.207E-10	5.755E-10
1300	1400	9	*8.73E-04*	0.0579	0.003	0.0096	0.0089	1.01E-05	5.24E-07	1.676E-06	1.554E-06	2.81E-09	1.45E-10	4.655E-10	4.316E-10
1400	1500	8	*7.76E-04*	0.0579	0.003	0.0096	0.0089	8.98E-06	4.66E-07	1.49E-06	1.381E-06	2.50E-09	1.29E-10	4.138E-10	3.836E-10
1500	1600	8	*7.76E-04*	0.0579	0.003	0.0096	0.0089	8.98E-06	4.66E-07	1.49E-06	1.381E-06	2.50E-09	1.29E-10	4.138E-10	3.836E-10
1600	1700	8	*7.76E-04*	0.0579	0.003	0.0096	0.0089	8.98E-06	4.66E-07	1.49E-06	1.381E-06	2.50E-09	1.29E-10	4.138E-10	3.836E-10
1700	1800	8	*7.76E-04*	0.0579	0.003	0.0096	0.0089	8.98E-06	4.66E-07	1.49E-06	1.381E-06	2.50E-09	1.29E-10	4.138E-10	3.836E-10
1800	1900	8	*7.76E-04*	0.0579	0.003	0.0096	0.0089	8.98E-06	4.66E-07	1.49E-06	1.381E-06	2.50E-09	1.29E-10	4.138E-10	3.836E-10
1900	2000	8	*7.76E-04*	0.0579	0.003	0.0096	0.0089	8.98E-06	4.66E-07	1.49E-06	1.381E-06	2.50E-09	1.29E-10	4.138E-10	3.836E-10
2000	2100	9	*8.73E-04*	0.0579	0.003	0.0096	0.0089	1.01E-05	5.24E-07	1.676E-06	1.554E-06	2.81E-09	1.45E-10	4.655E-10	4.316E-10
2100	2200	8	*7.76E-04*	0.0579	0.003	0.0096	0.0089	8.98E-06	4.66E-07	1.49E-06	1.381E-06	2.50E-09	1.29E-10	4.138E-10	3.836E-10
2200	2300	8	*7.76E-04*	0.0579	0.003	0.0096	0.0089	8.98E-06	4.66E-07	1.49E-06	1.381E-06	2.50E-09	1.29E-10	4.138E-10	3.836E-10
2300	2400	9	*8.73E-04*	0.0579	0.003	0.0096	0.0089	1.01E-05	5.24E-07	1.676E-06	1.554E-06	2.81E-09	1.45E-10	4.655E-10	4.316E-10

PART 2 - Start Emission

Start Emission Factor Extracted from EMFAC (g/trip)

	5	10	20	30	40	50	60	120	180	240	300	360	420	480	540	600	660	720
Res. NOx	0.0748	0.076	0.0784	0.0808	0.0829	0.0851	0.0872	0.0971	0.107	0.1061	0.1046	0.1025	0.0998	0.0965	0.0926	0.0882	0.083	0.0772
NO2	0.0039	0.004	0.0041	0.0042	0.0044	0.0045	0.0046	0.0051	0.0056	0.0056	0.0055	0.0054	0.0053	0.0051	0.0049	0.0046	0.0044	0.0041
RSP	0.0004	0.0008	0.0015	0.0023	0.003	0.0036	0.0042	0.007	0.0079	0.0087	0.0093	0.0099	0.0104	0.0107	0.011	0.0112	0.0113	0.0113
FSP	0.0004	0.0007	0.0014	0.0021	0.0027	0.0034	0.0039	0.0065	0.0073	0.008	0.0087	0.0092	0.0096	0.01	0.0102	0.0104	0.0105	0.0105

Calculations

Start Hour	End Hour	Total #	Number of Trips																		Start Emission (g)			
			5	10	20	30	40	50	60	120	180	240	300	360	420	480	540	600	660	720	Res. NOx	NO_2	RSP	FSP
0	100	*5.82E-04*	0	0	*5.82E-04*	0	0	0	0	0	0	0	0	0	0	0	0	0	0	0	4.56E-05	2.39E-06	8.729E-07	8.147E-07
100	200	*9.70E-04*	0	0	*9.70E-04*	0	0	0	0	0	0	0	0	0	0	0	0	0	0	0	7.60E-05	3.98E-06	1.455E-06	1.358E-06
200	300	*9.70E-04*	0	0	*9.70E-04*	0	0	0	0	0	0	0	0	0	0	0	0	0	0	0	7.60E-05	3.98E-06	1.455E-06	1.358E-06
300	400	*9.70E-04*	0	0	*9.70E-04*	0	0	0	0	0	0	0	0	0	0	0	0	0	0	0	7.60E-05	3.98E-06	1.455E-06	1.358E-06
400	500	*9.70E-04*	0	0	*9.70E-04*	0	0	0	0	0	0	0	0	0	0	0	0	0	0	0	7.60E-05	3.98E-06	1.455E-06	1.358E-06
500	600	*2.91E-04*	0	0	*2.91E-04*	0	0	0	0	0	0	0	0	0	0	0	0	0	0	0	2.28E-05	1.19E-06	4.364E-07	4.073E-07
600	700	*1.26E-03*	0	0	*1.26E-03*	0	0	0	0	0	0	0	0	0	0	0	0	0	0	0	9.88E-05	5.17E-06	1.891E-06	1.765E-06
700	800	*1.16E-03*	0	0	*1.16E-03*	0	0	0	0	0	0	0	0	0	0	0	0	0	0	0	9.12E-05	4.77E-06	1.746E-06	1.629E-06
800	900	*1.16E-03*	0	0	*1.16E-03*	0	0	0	0	0	0	0	0	0	0	0	0	0	0	0	9.12E-05	4.77E-06	1.746E-06	1.629E-06
900	1000	*1.26E-03*	0	0	*1.26E-03*	0	0	0	0	0	0	0	0	0	0	0	0	0	0	0	9.88E-05	5.17E-06	1.891E-06	1.765E-06
1000	1100	*1.16E-03*	0	0	*1.16E-03*	0	0	0	0	0	0	0	0	0	0	0	0	0	0	0	9.12E-05	4.77E-06	1.746E-06	1.629E-06
1100	1200	*1.26E-03*	0	0	*1.26E-03*	0	0	0	0	0	0	0	0	0	0	0	0	0	0	0	9.88E-05	5.17E-06	1.891E-06	1.765E-06
1200	1300	*1.16E-03*	0	0	*1.16E-03*	0	0	0	0	0	0	0	0	0	0	0	0	0	0	0	9.12E-05	4.77E-06	1.746E-06	1.629E-06
1300	1400	*8.73E-04*	0	0	*8.73E-04*	0	0	0	0	0	0	0	0	0	0	0	0	0	0	0	6.84E-05	3.58E-06	1.309E-06	1.222E-06
1400	1500	*7.76E-04*	0	0	*7.76E-04*	0	0	0	0	0	0	0	0	0	0	0	0	0	0	0	6.08E-05	3.18E-06	1.164E-06	1.086E-06
1500	1600	*7.76E-04*	0	0	*7.76E-04*	0	0	0	0	0	0	0	0	0	0	0	0	0	0	0	6.08E-05	3.18E-06	1.164E-06	1.086E-06
1600	1700	*7.76E-04*	0	0	*7.76E-04*	0	0	0	0	0	0	0	0	0	0	0	0	0	0	0	6.08E-05	3.18E-06	1.164E-06	1.086E-06
1700	1800	*7.76E-04*	0	0	*7.76E-04*	0	0	0	0	0	0	0	0	0	0	0	0	0	0	0	6.08E-05	3.18E-06	1.164E-06	1.086E-06
1800	1900	*7.76E-04*	0	0	*7.76E-04*	0	0	0	0	0	0	0	0	0	0	0	0	0	0	0	6.08E-05	3.18E-06	1.164E-06	1.086E-06
1900	2000	*7.76E-04*	0	0	*7.76E-04*	0	0	0	0	0	0	0	0	0	0	0	0	0	0	0	6.08E-05	3.18E-06	1.164E-06	1.086E-06
2000	2100	*8.73E-04*	0	0	*8.73E-04*	0	0	0	0	0	0	0	0	0	0	0	0	0	0	0	6.84E-05	3.58E-06	1.309E-06	1.222E-06
2100	2200	*7.76E-04*	0	0	*7.76E-04*	0	0	0	0	0	0	0	0	0	0	0	0	0	0	0	6.08E-05	3.18E-06	1.164E-06	1.086E-06
2200	2300	*7.76E-04*	0	0	*7.76E-04*	0	0	0	0	0	0	0	0	0	0	0	0	0	0	0	6.08E-05	3.18E-06	1.164E-06	1.086E-06
2300	2400	*8.73E-04*	0	0	*8.73E-04*	0	0	0	0	0	0	0	0	0	0	0	0	0	0	0	6.84E-05	3.58E-06	1.309E-06	1.222E-06

Remark: Number of trips were derived based on on-site observations at the PTIs and operators' published schedules.

PART 3 - Idling Emission

Parameters

Idling Time = 3 min(s) *As On-Site observations

Calculations *Cold Idling = 240-720min; Hot idling = 5-180min. *Total Idling Emission = Cold Idling + Hot idling

Start Hour	End Hour	Trips (240-720min)	Cold Idling Emission Factor (g/min)				Cold Idling Emission (g)				Trips (5-180min)	Hot Idling Emission Factor (g/min)				Hot Idling Emission (g)				Total Idling Emission within PTI (g)				B: Total Idling Emission Rate within PTI (g/s)			
			Res. NOx	NO_2	RSP	FSP	Res. NOx	NO_2	RSP	FSP		Res. NOx	NO_2	RSP	FSP	Res. NOx	NO_2	RSP	FSP	Res. NOx	NO_2	RSP	FSP	Res. NOx	NO_2	RSP	FSP
0	100	0	1.27E-03	6.57E-05	2.17E-04	2.17E-04	0	0	0	0	5.82E-04	1.65E-03	8.54E-05	2.17E-04	2.17E-04	2.88E-06	1.49E-07	3.78E-07	3.78E-07	2.88E-06	1.49E-07	3.78E-07	3.78E-07	7.99E-10	4.14E-11	1.05E-10	1.05E-10
100	200	0	1.27E-03	6.57E-05	2.17E-04	2.17E-04	0	0	0	0	9.70E-04	1.65E-03	8.54E-05	2.17E-04	2.17E-04	4.79E-06	2.48E-07	6.30E-07	6.30E-07	4.79E-06	2.48E-07	6.30E-07	6.30E-07	1.33E-09	6.90E-11	1.75E-10	1.75E-10
200	300	0	1.27E-03	6.57E-05	2.17E-04	2.17E-04	0	0	0	0	9.70E-04	1.65E-03	8.54E-05	2.17E-04	2.17E-04	4.79E-06	2.48E-07	6.30E-07	6.30E-07	4.79E-06	2.48E-07	6.30E-07	6.30E-07	1.33E-09	6.90E-11	1.75E-10	1.75E-10
300	400	0	1.27E-03	6.57E-05	2.17E-04	2.17E-04	0	0	0	0	9.70E-04	1.65E-03	8.54E-05	2.17E-04	2.17E-04	4.79E-06	2.48E-07	6.30E-07	6.30E-07	4.79E-06	2.48E-07	6.30E-07	6.30E-07	1.33E-09	6.90E-11	1.75E-10	1.75E-10
400	500	0	1.27E-03	6.57E-05	2.17E-04	2.17E-04	0	0	0	0	9.70E-04	1.65E-03	8.54E-05	2.17E-04	2.17E-04	4.79E-06	2.48E-07	6.30E-07	6.30E-07	4.79E-06	2.48E-07	6.30E-07	6.30E-07	1.33E-09	6.90E-11	1.75E-10	1.75E-10
500	600	0	1.27E-03	6.57E-05	2.17E-04	2.17E-04	0	0	0	0	2.91E-04	1.65E-03	8.54E-05	2.17E-04	2.17E-04	1.44E-06	7.45E-08	1.89E-07	1.89E-07	1.44E-06	7.45E-08	1.89E-07	1.89E-07	4.00E-10	2.07E-11	5.25E-11	5.25E-11
600	700	0	1.27E-03	6.57E-05	2.17E-04	2.17E-04	0	0	0	0	1.26E-03	1.65E-03	8.54E-05	2.17E-04	2.17E-04	6.23E-06	3.23E-07	8.20E-07	8.20E-07	6.23E-06	3.23E-07	8.20E-07	8.20E-07	1.73E-09	8.97E-11	2.28E-10	2.28E-10
700	800	0	1.27E-03	6.57E-05	2.17E-04	2.17E-04	0	0	0	0	1.16E-03	1.65E-03	8.54E-05	2.17E-04	2.17E-04	5.75E-06	2.98E-07	7.56E-07	7.56E-07	5.75E-06	2.98E-07	7.56E-07	7.56E-07	1.60E-09	8.28E-11	2.10E-10	2.10E-10
800	900	0	1.27E-03	6.57E-05	2.17E-04	2.17E-04	0	0	0	0	1.16E-03	1.65E-03	8.54E-05	2.17E-04	2.17E-04	5.75E-06	2.98E-07	7.56E-07	7.56E-07	5.75E-06	2.98E-07	7.56E-07	7.56E-07	1.60E-09	8.28E-11	2.10E-10	2.10E-10
900	1000	0	1.27E-03	6.57E-05	2.17E-04	2.17E-04	0	0	0	0	1.26E-03	1.65E-03	8.54E-05	2.17E-04	2.17E-04	6.23E-06	3.23E-07	8.20E-07	8.20E-07	6.23E-06	3.23E-07	8.20E-07	8.20E-07	1.73E-09	8.97E-11	2.28E-10	2.28E-10
1000	1100	0	1.27E-03	6.57E-05	2.17E-04	2.17E-04	0	0	0	0	1.16E-03	1.65E-03	8.54E-05	2.17E-04	2.17E-04	5.75E-06	2.98E-07	7.56E-07	7.56E-07	5.75E-06	2.98E-07	7.56E-07	7.56E-07	1.60E-09	8.28E-11	2.10E-10	2.10E-10
1100	1200	0	1.27E-03	6.57E-05	2.17E-04	2.17E-04	0	0	0	0	1.26E-03	1.65E-03	8.54E-05	2.17E-04	2.17E-04	6.23E-06	3.23E-07	8.20E-07	8.20E-07	6.23E-06	3.23E-07	8.20E-07	8.20E-07	1.73E-09	8.97E-11	2.28E-10	2.28E-10
1200	1300	0	1.27E-03	6.57E-05	2.17E-04	2.17E-04	0	0	0	0	1.16E-03	1.65E-03	8.54E-05	2.17E-04	2.17E-04	5.75E-06	2.98E-07	7.56E-07	7.56E-07	5.75E-06	2.98E-07	7.56E-07	7.56E-07	1.60E-09	8.28E-11	2.10E-10	2.10E-10
1300	1400	0	1.27E-03	6.57E-05	2.17E-04	2.17E-04	0	0	0	0	8.73E-04	1.65E-03	8.54E-05	2.17E-04	2.17E-04	4.32E-06	2.24E-07	5.67E-07	5.67E-07	4.32E-06	2.24E-07	5.67E-07	5.67E-07	1.20E-09	6.21E-11	1.58E-10	1.58E-10
1400	1500	0	1.27E-03	6.57E-05	2.17E-04	2.17E-04	0	0	0	0	7.76E-04	1.65E-03	8.54E-05	2.17E-04	2.17E-04	3.84E-06	1.99E-07	5.04E-07	5.04E-07	3.84E-06	1.99E-07	5.04E-07	5.04E-07	1.07E-09	5.52E-11	1.40E-10	1.40E-10
1500	1600	0	1.27E-03	6.57E-05	2.17E-04	2.17E-04	0	0	0	0	7.76E-04	1.65E-03	8.54E-05	2.17E-04	2.17E-04	3.84E-06	1.99E-07	5.04E-07	5.04E-07	3.84E-06	1.99E-07	5.04E-07	5.04E-07	1.07E-09	5.52E-11	1.40E-10	1.40E-10
1600	1700	0	1.27E-03	6.57E-05	2.17E-04	2.17E-04	0	0	0	0	7.76E-04	1.65E-03	8.54E-05	2.17E-04	2.17E-04	3.84E-06	1.99E-07	5.04E-07	5.04E-07	3.84E-06	1.99E-07	5.04E-07	5.04E-07	1.07E-09	5.52E-11	1.40E-10	1.40E-10
1700	1800	0	1.27E-03	6.57E-05	2.17E-04	2.17E-04	0	0	0	0	7.76E-04	1.65E-03	8.54E-05	2.17E-04	2.17E-04	3.84E-06	1.99E-07	5.04E-07	5.04E-07	3.84E-06	1.99E-07	5.04E-07	5.04E-07	1.07E-09	5.52E-11	1.40E-10	1.40E-10
1800	1900	0	1.27E-03	6.57E-05	2.17E-04	2.17E-04	0	0	0	0	7.76E-04	1.65E-03	8.54E-05	2.17E-04	2.17E-04	3.84E-06	1.99E-07	5.04E-07	5.04E-07	3.84E-06	1.99E-07	5.04E-07	5.04E-07	1.07E-09	5.52E-11	1.40E-10	1.40E-10
1900	2000	0	1.27E-03	6.57E-05	2.17E-04	2.17E-04	0	0	0	0	8.73E-04	1.65E-03	8.54E-05	2.17E-04	2.17E-04	4.32E-06	2.24E-07	5.67E-07	5.67E-07	4.32E-06	2.24E-07	5.67E-07	5.67E-07	1.20E-09	6.21E-11	1.58E-10	1.58E-10
2100	2200	0	1.27E-03	6.57E-05	2.17E-04	2.17E-04	0	0	0	0	7.76E-04	1.65E-03	8.54E-05	2.17E-04	2.17E-04	3.84E-06	1.99E-07	5.04E-07	5.04E-07	3.84E-06	1.99E-07	5.04E-07	5.04E-07	1.07E-09	5.52E-11	1.40E-10	1.40E-10
2200	2300	0	1.27E-03	6.57E-05	2.17E-04	2.17E-04	0	0	0	0	7.76E-04	1.65E-03	8.54E-05	2.17E-04	2.17E-04	3.84E-06	1.99E-07	5.04E-07	5.04E-07	3.84E-06	1.99E-07	5.04E-07	5.04E-07	1.07E-09	5.52E-11	1.40E-10	1.40E-10
2300	2400	0	1.27E-03	6.57E-05	2.17E-04	2.17E-04	0	0	0	0	8.73E-04	1.65E-03	8.54E-05	2.17E-04	2.17E-04	4.32E-06	2.24E-07	5.67E-07	5.67E-07	4.32E-06	2.24E-07	5.67E-07	5.67E-07	1.20E-09	6.21E-11	1.58E-10	1.58E-10

Parameters

Maximum Duration for adjusting Start Emission = 0 min(s) *No adjustment

Travelling Distance from Start Point to PTI Egress = 100 m (Section 2)

Travelling Distance from PTI Egress to Open Road = n/a m (Section 3) *Not Applicable

Adjusted Calculations for Start Emission *No Adjustment *No adjustment, Start Emission directly emit in PT *No Spread Distance, emit right at Start point

Start Hour	End Hour	Emission for Adjusting Start Emission (g)				C: Adjusted Start Emission Within PTI (Section 2) (g)				C: Adjusted Start Emission Rate Within PTI (Section 2) (g/s)				Adjusted Start Emission Outside PTI (Section 3) (g)				E: Adjusted Start Emission Rate Outside PTI (Section 3) (g/s)			
		Res. NOx	NO_2	RSP	FSP	Res. NOx	NO_2	RSP	FSP	Res. NOx	NO_2	RSP	FSP	Res. NOx	NO_2	RSP	FSP	Res. NOx	NO_2	RSP	FSP
0	100	0	0	0	0	4.56E-05	2.39E-06	8.73E-07	8.15E-07	1.27E-08	6.63E-10	2.425E-10	2.263E-10	0	0	0	0	0	0	0	0
100	200	0	0	0	0	7.60E-05	3.98E-06	1.45E-06	1.36E-06	2.11E-08	1.10E-09	4.041E-10	3.772E-10	0	0	0	0	0	0	0	0
200	300	0	0	0	0	7.60E-05	3.98E-06	1.45E-06	1.36E-06	2.11E-08	1.10E-09	4.041E-10	3.772E-10	0	0	0	0	0	0	0	0
300	400	0	0	0	0	7.60E-05	3.98E-06	1.45E-06	1.36E-06	2.11E-08	1.10E-09	4.041E-10	3.772E-10	0	0	0	0	0	0	0	0
400	500	0	0	0	0	7.60E-05	3.98E-06	1.45E-06	1.36E-06	2.11E-08	1.10E-09	4.041E-10	3.772E-10	0	0	0	0	0	0	0	0
500	600	0	0	0	0	2.28E-05	1.19E-06	4.36E-07	4.07E-07	6.34E-09	3.31E-10	1.212E-10	1.132E-10	0	0	0	0	0	0	0	0
600	700	0	0	0	0	9.88E-05	5.17E-06	1.89E-06	1.77E-06	2.75E-08	1.44E-09	5.253E-10	4.903E-10	0	0	0	0	0	0	0	0
700	800	0	0	0	0	9.12E-05	4.77E-06	1.75E-06	1.63E-06	2.53E-08	1.33E-09	4.849E-10	4.526E-10	0	0	0	0	0	0	0	0
800	900	0	0	0	0	9.12E-05	4.77E-06	1.75E-06	1.63E-06	2.53E-08	1.33E-09	4.849E-10	4.526E-10	0	0	0	0	0	0	0	0
900	1000	0	0	0	0	9.88E-05	5.17E-06	1.89E-06	1.77E-06	2.75E-08	1.44E-09	5.253E-10	4.903E-10	0	0	0	0	0	0	0	0
1000	1100	0	0	0	0	9.12E-05	4.77E-06	1.75E-06	1.63E-06	2.53E-08	1.33E-09	4.849E-10	4.526E-10	0	0	0	0	0	0	0	0
1100	1200	0	0	0	0	9.88E-05	5.17E-06	1.89E-06	1.77E-06	2.75E-08	1.44E-09	5.253E-10	4.903E-10	0	0	0	0	0	0	0	0
1200	1300	0	0	0	0	9.12E-05	4.77E-06	1.75E-06	1.63E-06	2.53E-08	1.33E-09	4.849E-10	4.526E-10	0	0	0	0	0	0	0	0
1300	1400	0	0	0	0	6.84E-05	3.58E-06	1.31E-06	1.22E-06	1.90E-08	9.94E-10	3.637E-10	3.395E-10	0	0	0	0	0	0	0	0
1400	1500	0	0	0	0	6.08E-05	3.18E-06	1.16E-06	1.09E-06	1.69E-08	8.84E-10	3.233E-10	3.017E-10	0	0	0	0	0	0	0	0
1500	1600	0	0	0	0	6.08E-05	3.18E-06	1.16E-06	1.09E-06	1.69E-08	8.84E-10	3.233E-10	3.017E-10	0	0	0	0	0	0	0	0
1600	1700	0	0	0	0	6.08E-05	3.18E-06	1.16E-06	1.09E-06	1.69E-08	8.84E-10	3.233E-10	3.017E-10	0	0	0	0	0	0	0	0
1700	1800	0	0	0	0	6.08E-05	3.18E-06	1.16E-06	1.09E-06	1.69E-08	8.84E-10	3.233E-10	3.017E-10	0	0	0	0	0	0	0	0
1800	1900	0	0	0	0	6.08E-05	3.18E-06	1.16E-06	1.09E-06	1.69E-08	8.84E-10	3.233E-10	3.017E-10	0	0	0	0	0	0	0	0
1900	2000	0	0	0	0	6.08E-05	3.18E-06	1.16E-06	1.09E-06	1.69E-08	8.84E-10	3.233E-10	3.017E-10	0	0	0	0	0	0	0	0
2000	2100	0	0	0	0	6.84E-05	3.58E-06	1.31E-06	1.22E-06	1.90E-08	9.94E-10	3.637E-10	3.395E-10	0	0	0	0	0	0	0	0
2100	2200	0	0	0	0	6.08E-05	3.18E-06	1.16E-06	1.09E-06	1.69E-08	8.84E-10	3.233E-10	3.017E-10	0	0	0	0	0	0	0	0
2200	2300	0	0	0	0	6.08E-05	3.18E-06	1.16E-06	1.09E-06	1.69E-08	8.84E-10	3.233E-10	3.017E-10	0	0	0	0	0	0	0	0
2300	2400	0	0	0	0	6.84E-05	3.58E-06	1.31E-06	1.22E-06	1.90E-08	9.94E-10	3.637E-10	3.395E-10	0	0	0	0	0	0	0	0

PART 4 - Sum up all above parts

*Start Emissions emit in PTI, not outside.

Calculations

Start Hour	End Hour	Within PTI Calc: A+B+C				E: Spread distance (Section 3)			
		Within PTI (Section 1 + Section 2)				to Ping Kong Road Northbound			
		Total Emission Rate (g/s)				Total Emission Rate (g/s)			
		Res. NOx	NO_2	RSP	FSP	Res. NOx	NO_2	RSP	FSP
0	100	1.53E-08	8.01E-10	6.58E-10	6.19E-10	0	0	0	0
100	200	2.56E-08	1.34E-09	1.10E-09	1.03E-09	0	0	0	0
200	300	2.56E-08	1.34E-09	1.10E-09	1.03E-09	0	0	0	0
300	400	2.56E-08	1.34E-09	1.10E-09	1.03E-09	0	0	0	0
400	500	2.56E-08	1.34E-09	1.10E-09	1.03E-09	0	0	0	0
500	600	7.67E-09	4.01E-10	3.29E-10	3.10E-10	0	0	0	0
600	700	3.32E-08	1.74E-09	1.43E-09	1.34E-09	0	0	0	0
700	800	3.07E-08	1.60E-09	1.32E-09	1.24E-09	0	0	0	0
800	900	3.07E-08	1.60E-09	1.32E-09	1.24E-09	0	0	0	0
900	1000	3.32E-08	1.74E-09	1.43E-09	1.34E-09	0	0	0	0
1000	1100	3.07E-08	1.60E-09	1.32E-09	1.24E-09	0	0	0	0
1100	1200	3.32E-08	1.74E-09	1.43E-09	1.34E-09	0	0	0	0
1200	1300	3.07E-08	1.60E-09	1.32E-09	1.24E-09	0	0	0	0
1300	1400	2.30E-08	1.20E-09	9.87E-10	9.29E-10	0	0	0	0
1400	1500	2.05E-08	1.07E-09	8.77E-10	8.25E-10	0	0	0	0
1500	1600	2.05E-08	1.07E-09	8.77E-10	8.25E-10	0	0	0	0
1600	1700	2.05E-08	1.07E-09	8.77E-10	8.25E-10	0	0	0	0
1700	1800	2.05E-08	1.07E-09	8.77E-10	8.25E-10	0	0	0	0
1800	1900	2.05E-08	1.07E-09	8.77E-10	8.25E-10	0	0	0	0
1900	2000	2.05E-08	1.07E-09	8.77E-10	8.25E-10	0	0	0	0
2000	2100	2.30E-08	1.20E-09	9.87E-10	9.29E-10	0	0	0	0
2100	2200	2.05E-08	1.07E-09	8.77E-10	8.25E-10	0	0	0	0
2200	2300	2.05E-08	1.07E-09	8.77E-10	8.25E-10	0	0	0	0
2300	2400	2.30E-08	1.20E-09	9.87E-10	9.29E-10	0	0	0	0

Start Hour	End Hour	Hourly Profile Ratio (0800-0900 as Baseline)				Hourly Profile Ratio (0800-0900 as Baseline)			
		Res. NOx	NO_2	RSP	FSP	Res. NOx	NO_2	RSP	FSP
0	100	0.5000	0.5000	0.5000	0.5000	0	0	0	0
100	200	0.8333	0.8333	0.8333	0.8333	0	0	0	0
200	300	0.8333	0.8333	0.8333	0.8333	0	0	0	0
300	400	0.8333	0.8333	0.8333	0.8333	0	0	0	0
400	500	0.8333	0.8333	0.8333	0.8333	0	0	0	0
500	600	0.2500	0.2500	0.2500	0.2500	0	0	0	0
600	700	1.0833	1.0833	1.0833	1.0833	0	0	0	0
700	800	1.0000	1.0000	1.0000	1.0000	0	0	0	0
800	900	1.0000	1.0000	1.0000	1.0000	0	0	0	0
900	1000	1.0833	1.0833	1.0833	1.0833	0	0	0	0
1000	1100	1.0000	1.0000	1.0000	1.0000	0	0	0	0
1100	1200	1.0833	1.0833	1.0833	1.0833	0	0	0	0
1200	1300	1.0000	1.0000	1.0000	1.0000	0	0	0	0
1300	1400	0.7500	0.7500	0.7500	0.7500	0	0	0	0
1400	1500	0.6667	0.6667	0.6667	0.6667	0	0	0	0
1500	1600	0.6667	0.6667	0.6667	0.6667	0	0	0	0
1600	1700	0.6667	0.6667	0.6667	0.6667	0	0	0	0
1700	1800	0.6667	0.6667	0.6667	0.6667	0	0	0	0
1800	1900	0.6667	0.6667	0.6667	0.6667	0	0	0	0
1900	2000	0.6667	0.6667	0.6667	0.6667	0	0	0	0
2000	2100	0.7500	0.7500	0.7500	0.7500	0	0	0	0
2100	2200	0.6667	0.6667	0.6667	0.6667	0	0	0	0
2200	2300	0.6667	0.6667	0.6667	0.6667	0	0	0	0
2300	2400	0.7500	0.7500	0.7500	0.7500	0	0	0	0

Appendix 3.12
Emission Inventory and Calculation on Carparks

Emission Inventory on Proposed Carpark

EMFAC Year 2029

Operation

Carpark	Type	Source	Vehicle	Distance Range	Base Elevation	Length of Portal	Initial Lateral Dimension Coefficient σy (=Length of Portal/4.3)	Building Height	Initial Vertical Dimension Coefficient σz (=Building Height/2.15)	Release Height	Baseline Emission Rate				Remark
											Res. NOx	NO_2	RSP	FSP	
		ID	(Type)	(m)	(mPD)	(m)	(m)	(m)	(m)	(mAG)	(g/s)				
Proposed Carpark	VOLUME	-	PC Petrol	Within Carpark	-	-	-	-	-	-	9.6712E-03	5.0734E-04	1.1134E-03	1.0409E-03	[1]
	VOLUME	-	PC Diesel	Within Carpark	-	-	-	-	-	-	2.9442E-05	3.8207E-06	2.2100E-06	2.0227E-06	[2]
	VOLUME	PGC/CPB	PC Combined	Within Carpark	-	-	-	-	-	-	**9.7006E-03**	**5.1116E-04**	**1.1156E-03**	**1.0429E-03**	[1]+[2]
	Podium Garden Carpark (PGC)				14.5	2.0	0.47	19.5	9.07	(see below)	**1.5110E-05**	**7.9620E-07**	**1.7376E-06**	**1.6245E-06**	Per Grid in PGC
	Carpark Block Carpark (CPB)				18.0	2.0	0.47	14.5	6.74	(see below)	**9.5667E-06**	**5.0411E-07**	**1.1002E-06**	**1.0285E-06**	Per Grid in CPB

Note: Both proposed car parks are assuemd as same number of parking spaces. The emission rates of the 2 carparks are assumed to be equal.

	Type	Source	Co-ordinate		Base Elevation	Length of Portal	Initial Lateral Dimension Coefficient σy	Building Height	Initial Vertical Dimension Coefficient σz	Release Height	Baseline Emission Rate				Remark
			X	Y							Res. NOx	NO_2	RSP	FSP	
		ID	(HK1980)	(HK1980)	(mPD)	(m)	(m)	(m)	(m)	(mAG)	(g/s)				
Podium Garden Carpark (PGC)		**Total: 321**													
Podium Garden Carpark	VOLUME	PGC_G001	830632.32	839371.66	14.5	2.0	0.47	19.5	9.07	2.0	1.5110E-05	7.9620E-07	1.7376E-06	1.6245E-06	GF
Podium Garden Carpark	VOLUME	PGC_G002	830630.35	839372.03	14.5	2.0	0.47	19.5	9.07	2.0	1.5110E-05	7.9620E-07	1.7376E-06	1.6245E-06	GF
Podium Garden Carpark	VOLUME	PGC_G003	830628.39	839372.41	14.5	2.0	0.47	19.5	9.07	2.0	1.5110E-05	7.9620E-07	1.7376E-06	1.6245E-06	GF
Podium Garden Carpark	VOLUME	PGC_G004	830626.43	839372.78	14.5	2.0	0.47	19.5	9.07	2.0	1.5110E-05	7.9620E-07	1.7376E-06	1.6245E-06	GF
Podium Garden Carpark	VOLUME	PGC_G005	830624.46	839373.16	14.5	2.0	0.47	19.5	9.07	2.0	1.5110E-05	7.9620E-07	1.7376E-06	1.6245E-06	GF
Podium Garden Carpark	VOLUME	PGC_G006	830622.50	839373.53	14.5	2.0	0.47	19.5	9.07	2.0	1.5110E-05	7.9620E-07	1.7376E-06	1.6245E-06	GF
Podium Garden Carpark	VOLUME	PGC_G007	830620.53	839373.91	14.5	2.0	0.47	19.5	9.07	2.0	1.5110E-05	7.9620E-07	1.7376E-06	1.6245E-06	GF
Podium Garden Carpark	VOLUME	PGC_G008	830618.57	839374.28	14.5	2.0	0.47	19.5	9.07	2.0	1.5110E-05	7.9620E-07	1.7376E-06	1.6245E-06	GF
Podium Garden Carpark	VOLUME	PGC_G009	830616.60	839374.66	14.5	2.0	0.47	19.5	9.07	2.0	1.5110E-05	7.9620E-07	1.7376E-06	1.6245E-06	GF
Podium Garden Carpark	VOLUME	PGC_G010	830614.64	839375.03	14.5	2.0	0.47	19.5	9.07	2.0	1.5110E-05	7.9620E-07	1.7376E-06	1.6245E-06	GF
Podium Garden Carpark	VOLUME	PGC_G011	830612.67	839375.40	14.5	2.0	0.47	19.5	9.07	2.0	1.5110E-05	7.9620E-07	1.7376E-06	1.6245E-06	GF
Podium Garden Carpark	VOLUME	PGC_G012	830610.71	839375.78	14.5	2.0	0.47	19.5	9.07	2.0	1.5110E-05	7.9620E-07	1.7376E-06	1.6245E-06	GF
Podium Garden Carpark	VOLUME	PGC_G013	830608.74	839376.15	14.5	2.0	0.47	19.5	9.07	2.0	1.5110E-05	7.9620E-07	1.7376E-06	1.6245E-06	GF
Podium Garden Carpark	VOLUME	PGC_G014	830606.78	839376.53	14.5	2.0	0.47	19.5	9.07	2.0	1.5110E-05	7.9620E-07	1.7376E-06	1.6245E-06	GF
Podium Garden Carpark	VOLUME	PGC_G015	830604.82	839376.90	14.5	2.0	0.47	19.5	9.07	2.0	1.5110E-05	7.9620E-07	1.7376E-06	1.6245E-06	GF
Podium Garden Carpark	VOLUME	PGC_G016	830602.85	839377.28	14.5	2.0	0.47	19.5	9.07	2.0	1.5110E-05	7.9620E-07	1.7376E-06	1.6245E-06	GF
Podium Garden Carpark	VOLUME	PGC_G017	830600.89	839377.65	14.5	2.0	0.47	19.5	9.07	2.0	1.5110E-05	7.9620E-07	1.7376E-06	1.6245E-06	GF
Podium Garden Carpark	VOLUME	PGC_G018	830598.92	839378.03	14.5	2.0	0.47	19.5	9.07	2.0	1.5110E-05	7.9620E-07	1.7376E-06	1.6245E-06	GF
Podium Garden Carpark	VOLUME	PGC_G019	830596.96	839378.40	14.5	2.0	0.47	19.5	9.07	2.0	1.5110E-05	7.9620E-07	1.7376E-06	1.6245E-06	GF
Podium Garden Carpark	VOLUME	PGC_G020	830594.99	839378.78	14.5	2.0	0.47	19.5	9.07	2.0	1.5110E-05	7.9620E-07	1.7376E-06	1.6245E-06	GF
Podium Garden Carpark	VOLUME	PGC_G021	830593.03	839379.15	14.5	2.0	0.47	19.5	9.07	2.0	1.5110E-05	7.9620E-07	1.7376E-06	1.6245E-06	GF
Podium Garden Carpark	VOLUME	PGC_G022	830591.06	839379.53	14.5	2.0	0.47	19.5	9.07	2.0	1.5110E-05	7.9620E-07	1.7376E-06	1.6245E-06	GF
Podium Garden Carpark	VOLUME	PGC_G023	830589.10	839379.90	14.5	2.0	0.47	19.5	9.07	2.0	1.5110E-05	7.9620E-07	1.7376E-06	1.6245E-06	GF
Podium Garden Carpark	VOLUME	PGC_G024	830587.13	839380.28	14.5	2.0	0.47	19.5	9.07	2.0	1.5110E-05	7.9620E-07	1.7376E-06	1.6245E-06	GF
Podium Garden Carpark	VOLUME	PGC_G025	830585.17	839380.65	14.5	2.0	0.47	19.5	9.07	2.0	1.5110E-05	7.9620E-07	1.7376E-06	1.6245E-06	GF
Podium Garden Carpark	VOLUME	PGC_G026	830583.09	839382.42	14.5	2.0	0.47	19.5	9.07	2.0	1.5110E-05	7.9620E-07	1.7376E-06	1.6245E-06	GF
Podium Garden Carpark	VOLUME	PGC_G027	830582.41	839384.30	14.5	2.0	0.47	19.5	9.07	2.0	1.5110E-05	7.9620E-07	1.7376E-06	1.6245E-06	GF
Podium Garden Carpark	VOLUME	PGC_G028	830581.78	839386.15	14.5	2.0	0.47	19.5	9.07	2.0	1.5110E-05	7.9620E-07	1.7376E-06	1.6245E-06	GF
Podium Garden Carpark	VOLUME	PGC_G029	830581.45	839388.58	14.5	2.0	0.47	19.5	9.07	2.0	1.5110E-05	7.9620E-07	1.7376E-06	1.6245E-06	GF
Podium Garden Carpark	VOLUME	PGC_G030	830581.94	839390.71	14.5	2.0	0.47	19.5	9.07	2.0	1.5110E-05	7.9620E-07	1.7376E-06	1.6245E-06	GF
Podium Garden Carpark	VOLUME	PGC_G031	830582.49	839392.60	14.5	2.0	0.47	19.5	9.07	2.0	1.5110E-05	7.9620E-07	1.7376E-06	1.6245E-06	GF
Podium Garden Carpark	VOLUME	PGC_G032	830581.26	839395.46	14.5	2.0	0.47	19.5	9.07	2.0	1.5110E-05	7.9620E-07	1.7376E-06	1.6245E-06	GF
Podium Garden Carpark	VOLUME	PGC_G033	830579.52	839396.42	14.5	2.0	0.47	19.5	9.07	2.0	1.5110E-05	7.9620E-07	1.7376E-06	1.6245E-06	GF
Podium Garden Carpark	VOLUME	PGC_G034	830576.83	839397.32	14.5	2.0	0.47	19.5	9.07	2.0	1.5110E-05	7.9620E-07	1.7376E-06	1.6245E-06	GF
Podium Garden Carpark	VOLUME	PGC_G035	830575.87	839395.56	14.5	2.0	0.47	19.5	9.07	2.0	1.5110E-05	7.9620E-07	1.7376E-06	1.6245E-06	GF
Podium Garden Carpark	VOLUME	PGC_G036	830574.31	839393.76	14.5	2.0	0.47	19.5	9.07	2.0	1.5110E-05	7.9620E-07	1.7376E-06	1.6245E-06	GF
Podium Garden Carpark	VOLUME	PGC_G037	830572.71	839392.57	14.5	2.0	0.47	19.5	9.07	2.0	1.5110E-05	7.9620E-07	1.7376E-06	1.6245E-06	GF
Podium Garden Carpark	VOLUME	PGC_G038	830570.63	839391.53	14.5	2.0	0.47	19.5	9.07	2.0	1.5110E-05	7.9620E-07	1.7376E-06	1.6245E-06	GF
Podium Garden Carpark	VOLUME	PGC_G039	830568.62	839391.03	14.5	2.0	0.47	19.5	9.07	2.0	1.5110E-05	7.9620E-07	1.7376E-06	1.6245E-06	GF
Podium Garden Carpark	VOLUME	PGC_G040	830566.35	839390.92	14.5	2.0	0.47	19.5	9.07	2.0	1.5110E-05	7.9620E-07	1.7376E-06	1.6245E-06	GF
Podium Garden Carpark	VOLUME	PGC_G041	830564.24	839391.27	14.5	2.0	0.47	19.5	9.07	2.0	1.5110E-05	7.9620E-07	1.7376E-06	1.6245E-06	GF
Podium Garden Carpark	VOLUME	PGC_G042	830562.16	839392.00	14.5	2.0	0.47	19.5	9.07	2.0	1.5110E-05	7.9620E-07	1.7376E-06	1.6245E-06	GF

	Type	Source	Co-ordinate		Base Elevation	Length of Portal	Initial Lateral Dimension Coefficient σy	Building Height	Initial Vertical Dimension Coefficient σz	Release Height	Baseline Emission Rate				Remark
			X	Y							Res. NOx	NO_2	RSP	FSP	
		ID	(HK1980)	(HK1980)	(mPD)	(m)	(m)	(m)	(m)	(mAG)	(g/s)				
Podium Garden Carpark	VOLUME	PGC_G043	830560.46	839392.89	14.5	2.0	0.47	19.5	9.07	2.0	1.5110E-05	7.9620E-07	1.7376E-06	1.6245E-06	GF
Podium Garden Carpark	VOLUME	PGC_G044	830558.51	839393.85	14.5	2.0	0.47	19.5	9.07	2.0	1.5110E-05	7.9620E-07	1.7376E-06	1.6245E-06	GF
Podium Garden Carpark	VOLUME	PGC_G045	830556.82	839394.90	14.5	2.0	0.47	19.5	9.07	2.0	1.5110E-05	7.9620E-07	1.7376E-06	1.6245E-06	GF
Podium Garden Carpark	VOLUME	PGC_G046	830555.10	839396.01	14.5	2.0	0.47	19.5	9.07	2.0	1.5110E-05	7.9620E-07	1.7376E-06	1.6245E-06	GF
Podium Garden Carpark	VOLUME	PGC_G047	830553.43	839397.13	14.5	2.0	0.47	19.5	9.07	2.0	1.5110E-05	7.9620E-07	1.7376E-06	1.6245E-06	GF
Podium Garden Carpark	VOLUME	PGC_G048	830551.75	839398.46	14.5	2.0	0.47	19.5	9.07	2.0	1.5110E-05	7.9620E-07	1.7376E-06	1.6245E-06	GF
Podium Garden Carpark	VOLUME	PGC_G049	830550.29	839399.83	14.5	2.0	0.47	19.5	9.07	2.0	1.5110E-05	7.9620E-07	1.7376E-06	1.6245E-06	GF
Podium Garden Carpark	VOLUME	PGC_G050	830548.82	839401.19	14.5	2.0	0.47	19.5	9.07	2.0	1.5110E-05	7.9620E-07	1.7376E-06	1.6245E-06	GF
Podium Garden Carpark	VOLUME	PGC_G051	830547.40	839402.97	14.5	2.0	0.47	19.5	9.07	2.0	1.5110E-05	7.9620E-07	1.7376E-06	1.6245E-06	GF
Podium Garden Carpark	VOLUME	PGC_G052	830546.87	839405.43	14.5	2.0	0.47	19.5	9.07	2.0	1.5110E-05	7.9620E-07	1.7376E-06	1.6245E-06	GF
Podium Garden Carpark	VOLUME	PGC_G053	830547.07	839407.42	14.5	2.0	0.47	19.5	9.07	2.0	1.5110E-05	7.9620E-07	1.7376E-06	1.6245E-06	GF
Podium Garden Carpark	VOLUME	PGC_G054	830548.12	839409.66	14.5	2.0	0.47	19.5	9.07	2.0	1.5110E-05	7.9620E-07	1.7376E-06	1.6245E-06	GF
Podium Garden Carpark	VOLUME	PGC_G055	830549.17	839411.36	14.5	2.0	0.47	19.5	9.07	2.0	1.5110E-05	7.9620E-07	1.7376E-06	1.6245E-06	GF
Podium Garden Carpark	VOLUME	PGC_G056	830550.23	839413.06	14.5	2.0	0.47	19.5	9.07	2.0	1.5110E-05	7.9620E-07	1.7376E-06	1.6245E-06	GF
Podium Garden Carpark	VOLUME	PGC_G057	830551.28	839414.76	14.5	2.0	0.47	19.5	9.07	2.0	1.5110E-05	7.9620E-07	1.7376E-06	1.6245E-06	GF
Podium Garden Carpark	VOLUME	PGC_G058	830552.34	839416.46	14.5	2.0	0.47	19.5	9.07	2.0	1.5110E-05	7.9620E-07	1.7376E-06	1.6245E-06	GF
Podium Garden Carpark	VOLUME	PGC_G059	830553.39	839418.16	14.5	2.0	0.47	19.5	9.07	2.0	1.5110E-05	7.9620E-07	1.7376E-06	1.6245E-06	GF
Podium Garden Carpark	VOLUME	PGC_G060	830554.45	839419.86	14.5	2.0	0.47	19.5	9.07	2.0	1.5110E-05	7.9620E-07	1.7376E-06	1.6245E-06	GF
Podium Garden Carpark	VOLUME	PGC_G061	830555.50	839421.56	14.5	2.0	0.47	19.5	9.07	2.0	1.5110E-05	7.9620E-07	1.7376E-06	1.6245E-06	GF
Podium Garden Carpark	VOLUME	PGC_G062	830556.55	839423.26	14.5	2.0	0.47	19.5	9.07	2.0	1.5110E-05	7.9620E-07	1.7376E-06	1.6245E-06	GF
Podium Garden Carpark	VOLUME	PGC_G063	830557.61	839424.96	14.5	2.0	0.47	19.5	9.07	2.0	1.5110E-05	7.9620E-07	1.7376E-06	1.6245E-06	GF
Podium Garden Carpark	VOLUME	PGC_G064	830558.66	839426.66	14.5	2.0	0.47	19.5	9.07	2.0	1.5110E-05	7.9620E-07	1.7376E-06	1.6245E-06	GF
Podium Garden Carpark	VOLUME	PGC_G065	830559.72	839428.36	14.5	2.0	0.47	19.5	9.07	2.0	1.5110E-05	7.9620E-07	1.7376E-06	1.6245E-06	GF
Podium Garden Carpark	VOLUME	PGC_G066	830560.77	839430.06	14.5	2.0	0.47	19.5	9.07	2.0	1.5110E-05	7.9620E-07	1.7376E-06	1.6245E-06	GF
Podium Garden Carpark	VOLUME	PGC_G067	830561.82	839431.76	14.5	2.0	0.47	19.5	9.07	2.0	1.5110E-05	7.9620E-07	1.7376E-06	1.6245E-06	GF
Podium Garden Carpark	VOLUME	PGC_G068	830562.88	839433.46	14.5	2.0	0.47	19.5	9.07	2.0	1.5110E-05	7.9620E-07	1.7376E-06	1.6245E-06	GF
Podium Garden Carpark	VOLUME	PGC_G069	830563.93	839435.16	14.5	2.0	0.47	19.5	9.07	2.0	1.5110E-05	7.9620E-07	1.7376E-06	1.6245E-06	GF
Podium Garden Carpark	VOLUME	PGC_G070	830564.99	839436.86	14.5	2.0	0.47	19.5	9.07	2.0	1.5110E-05	7.9620E-07	1.7376E-06	1.6245E-06	GF
Podium Garden Carpark	VOLUME	PGC_G071	830566.04	839438.56	14.5	2.0	0.47	19.5	9.07	2.0	1.5110E-05	7.9620E-07	1.7376E-06	1.6245E-06	GF
Podium Garden Carpark	VOLUME	PGC_G072	830567.10	839440.26	14.5	2.0	0.47	19.5	9.07	2.0	1.5110E-05	7.9620E-07	1.7376E-06	1.6245E-06	GF
Podium Garden Carpark	VOLUME	PGC_G073	830568.15	839441.96	14.5	2.0	0.47	19.5	9.07	2.0	1.5110E-05	7.9620E-07	1.7376E-06	1.6245E-06	GF
Podium Garden Carpark	VOLUME	PGC_G074	830569.20	839443.66	14.5	2.0	0.47	19.5	9.07	2.0	1.5110E-05	7.9620E-07	1.7376E-06	1.6245E-06	GF
Podium Garden Carpark	VOLUME	PGC_G075	830570.26	839445.35	14.5	2.0	0.47	19.5	9.07	2.0	1.5110E-05	7.9620E-07	1.7376E-06	1.6245E-06	GF
Podium Garden Carpark	VOLUME	PGC_G076	830571.31	839447.05	14.5	2.0	0.47	19.5	9.07	2.0	1.5110E-05	7.9620E-07	1.7376E-06	1.6245E-06	GF
Podium Garden Carpark	VOLUME	PGC_G077	830572.37	839448.75	14.5	2.0	0.47	19.5	9.07	2.0	1.5110E-05	7.9620E-07	1.7376E-06	1.6245E-06	GF
Podium Garden Carpark	VOLUME	PGC_G078	830573.42	839450.45	14.5	2.0	0.47	19.5	9.07	2.0	1.5110E-05	7.9620E-07	1.7376E-06	1.6245E-06	GF
Podium Garden Carpark	VOLUME	PGC_G079	830574.47	839452.15	14.5	2.0	0.47	19.5	9.07	2.0	1.5110E-05	7.9620E-07	1.7376E-06	1.6245E-06	GF
Podium Garden Carpark	VOLUME	PGC_G080	830575.53	839453.85	14.5	2.0	0.47	19.5	9.07	2.0	1.5110E-05	7.9620E-07	1.7376E-06	1.6245E-06	GF
Podium Garden Carpark	VOLUME	PGC_G081	830576.58	839455.55	14.5	2.0	0.47	19.5	9.07	2.0	1.5110E-05	7.9620E-07	1.7376E-06	1.6245E-06	GF
Podium Garden Carpark	VOLUME	PGC_G082	830577.64	839457.25	14.5	2.0	0.47	19.5	9.07	2.0	1.5110E-05	7.9620E-07	1.7376E-06	1.6245E-06	GF
Podium Garden Carpark	VOLUME	PGC_G083	830578.68	839458.95	14.5	2.0	0.47	19.5	9.07	2.0	1.5110E-05	7.9620E-07	1.7376E-06	1.6245E-06	GF
Podium Garden Carpark	VOLUME	PGC_G084	830579.75	839460.65	14.5	2.0	0.47	19.5	9.07	2.0	1.5110E-05	7.9620E-07	1.7376E-06	1.6245E-06	GF
Podium Garden Carpark	VOLUME	PGC_G085	830580.80	839462.35	14.5	2.0	0.47	19.5	9.07	2.0	1.5110E-05	7.9620E-07	1.7376E-06	1.6245E-06	GF
Podium Garden Carpark	VOLUME	PGC_G086	830581.85	839464.05	14.5	2.0	0.47	19.5	9.07	2.0	1.5110E-05	7.9620E-07	1.7376E-06	1.6245E-06	GF
Podium Garden Carpark	VOLUME	PGC_G087	830582.91	839465.75	14.5	2.0	0.47	19.5	9.07	2.0	1.5110E-05	7.9620E-07	1.7376E-06	1.6245E-06	GF
Podium Garden Carpark	VOLUME	PGC_G088	830583.96	839467.45	14.5	2.0	0.47	19.5	9.07	2.0	1.5110E-05	7.9620E-07	1.7376E-06	1.6245E-06	GF
Podium Garden Carpark	VOLUME	PGC_G089	830585.02	839469.15	14.5	2.0	0.47	19.5	9.07	2.0	1.5110E-05	7.9620E-07	1.7376E-06	1.6245E-06	GF
Podium Garden Carpark	VOLUME	PGC_G090	830586.07	839470.85	14.5	2.0	0.47	19.5	9.07	2.0	1.5110E-05	7.9620E-07	1.7376E-06	1.6245E-06	GF
Podium Garden Carpark	VOLUME	PGC_G091	830587.13	839472.55	14.5	2.0	0.47	19.5	9.07	2.0	1.5110E-05	7.9620E-07	1.7376E-06	1.6245E-06	GF
Podium Garden Carpark	VOLUME	PGC_G092	830588.18	839474.25	14.5	2.0	0.47	19.5	9.07	2.0	1.5110E-05	7.9620E-07	1.7376E-06	1.6245E-06	GF
Podium Garden Carpark	VOLUME	PGC_G093	830589.23	839475.95	14.5	2.0	0.47	19.5	9.07	2.0	1.5110E-05	7.9620E-07	1.7376E-06	1.6245E-06	GF
Podium Garden Carpark	VOLUME	PGC_G094	830590.29	839477.65	14.5	2.0	0.47	19.5	9.07	2.0	1.5110E-05	7.9620E-07	1.7376E-06	1.6245E-06	GF
Podium Garden Carpark	VOLUME	PGC_G095	830664.33	839479.86	14.5	2.0	0.47	19.5	9.07	2.0	1.5110E-05	7.9620E-07	1.7376E-06	1.6245E-06	GF
Podium Garden Carpark	VOLUME	PGC_G096	830666.06	839478.85	14.5	2.0	0.47	19.5	9.07	2.0	1.5110E-05	7.9620E-07	1.7376E-06	1.6245E-06	GF
Podium Garden Carpark	VOLUME	PGC_G097	830667.79	839477.85	14.5	2.0	0.47	19.5	9.07	2.0	1.5110E-05	7.9620E-07	1.7376E-06	1.6245E-06	GF
Podium Garden Carpark	VOLUME	PGC_G098	830669.52	839476.85	14.5	2.0	0.47	19.5	9.07	2.0	1.5110E-05	7.9620E-07	1.7376E-06	1.6245E-06	GF
Podium Garden Carpark	VOLUME	PGC_G099	830671.25	839475.85	14.5	2.0	0.47	19.5	9.07	2.0	1.5110E-05	7.9620E-07	1.7376E-06	1.6245E-06	GF
Podium Garden Carpark	VOLUME	PGC_G100	830672.98	839474.85	14.5	2.0	0.47	19.5	9.07	2.0	1.5110E-05	7.9620E-07	1.7376E-06	1.6245E-06	GF

	Type	Source	Co-ordinate		Base Elevation	Length of Portal	Initial Lateral Dimension Coefficient σy	Building Height	Initial Vertical Dimension Coefficient σz	Release Height	Baseline Emission Rate				Remark
			X	Y							Res. NOx	NO_2	RSP	FSP	
		ID	(HK1980)	(HK1980)	(mPD)	(m)	(m)	(m)	(m)	(mAG)	(g/s)				
Podium Garden Carpark	VOLUME	PGC_G101	830710.40	839438.05	14.5	2.0	0.47	19.5	9.07	2.0	1.5110E-05	7.9620E-07	1.7376E-06	1.6245E-06	GF
Podium Garden Carpark	VOLUME	PGC_G102	830710.76	839436.09	14.5	2.0	0.47	19.5	9.07	2.0	1.5110E-05	7.9620E-07	1.7376E-06	1.6245E-06	GF
Podium Garden Carpark	VOLUME	PGC_G103	830711.10	839434.14	14.5	2.0	0.47	19.5	9.07	2.0	1.5110E-05	7.9620E-07	1.7376E-06	1.6245E-06	GF
Podium Garden Carpark	VOLUME	PGC_G104	830711.46	839432.18	14.5	2.0	0.47	19.5	9.07	2.0	1.5110E-05	7.9620E-07	1.7376E-06	1.6245E-06	GF
Podium Garden Carpark	VOLUME	PGC_G105	830711.82	839430.21	14.5	2.0	0.47	19.5	9.07	2.0	1.5110E-05	7.9620E-07	1.7376E-06	1.6245E-06	GF
Podium Garden Carpark	VOLUME	PGC_G106	830712.19	839428.24	14.5	2.0	0.47	19.5	9.07	2.0	1.5110E-05	7.9620E-07	1.7376E-06	1.6245E-06	GF
Podium Garden Carpark	VOLUME	PGC_G107	830712.55	839426.28	14.5	2.0	0.47	19.5	9.07	2.0	1.5110E-05	7.9620E-07	1.7376E-06	1.6245E-06	GF
Podium Garden Carpark	VOLUME	PGC_1001	830632.32	839371.66	14.5	2.0	0.47	19.5	9.07	8.5	1.5110E-05	7.9620E-07	1.7376E-06	1.6245E-06	1F
Podium Garden Carpark	VOLUME	PGC_1002	830630.35	839372.03	14.5	2.0	0.47	19.5	9.07	8.5	1.5110E-05	7.9620E-07	1.7376E-06	1.6245E-06	1F
Podium Garden Carpark	VOLUME	PGC_1003	830628.39	839372.41	14.5	2.0	0.47	19.5	9.07	8.5	1.5110E-05	7.9620E-07	1.7376E-06	1.6245E-06	1F
Podium Garden Carpark	VOLUME	PGC_1004	830626.43	839372.78	14.5	2.0	0.47	19.5	9.07	8.5	1.5110E-05	7.9620E-07	1.7376E-06	1.6245E-06	1F
Podium Garden Carpark	VOLUME	PGC_1005	830624.46	839373.16	14.5	2.0	0.47	19.5	9.07	8.5	1.5110E-05	7.9620E-07	1.7376E-06	1.6245E-06	1F
Podium Garden Carpark	VOLUME	PGC_1006	830622.50	839373.53	14.5	2.0	0.47	19.5	9.07	8.5	1.5110E-05	7.9620E-07	1.7376E-06	1.6245E-06	1F
Podium Garden Carpark	VOLUME	PGC_1007	830620.53	839373.91	14.5	2.0	0.47	19.5	9.07	8.5	1.5110E-05	7.9620E-07	1.7376E-06	1.6245E-06	1F
Podium Garden Carpark	VOLUME	PGC_1008	830618.57	839374.28	14.5	2.0	0.47	19.5	9.07	8.5	1.5110E-05	7.9620E-07	1.7376E-06	1.6245E-06	1F
Podium Garden Carpark	VOLUME	PGC_1009	830616.60	839374.66	14.5	2.0	0.47	19.5	9.07	8.5	1.5110E-05	7.9620E-07	1.7376E-06	1.6245E-06	1F
Podium Garden Carpark	VOLUME	PGC_1010	830614.64	839375.03	14.5	2.0	0.47	19.5	9.07	8.5	1.5110E-05	7.9620E-07	1.7376E-06	1.6245E-06	1F
Podium Garden Carpark	VOLUME	PGC_1011	830612.67	839375.40	14.5	2.0	0.47	19.5	9.07	8.5	1.5110E-05	7.9620E-07	1.7376E-06	1.6245E-06	1F
Podium Garden Carpark	VOLUME	PGC_1012	830610.71	839375.78	14.5	2.0	0.47	19.5	9.07	8.5	1.5110E-05	7.9620E-07	1.7376E-06	1.6245E-06	1F
Podium Garden Carpark	VOLUME	PGC_1013	830608.74	839376.15	14.5	2.0	0.47	19.5	9.07	8.5	1.5110E-05	7.9620E-07	1.7376E-06	1.6245E-06	1F
Podium Garden Carpark	VOLUME	PGC_1014	830606.78	839376.53	14.5	2.0	0.47	19.5	9.07	8.5	1.5110E-05	7.9620E-07	1.7376E-06	1.6245E-06	1F
Podium Garden Carpark	VOLUME	PGC_1015	830604.82	839376.90	14.5	2.0	0.47	19.5	9.07	8.5	1.5110E-05	7.9620E-07	1.7376E-06	1.6245E-06	1F
Podium Garden Carpark	VOLUME	PGC_1016	830602.85	839377.28	14.5	2.0	0.47	19.5	9.07	8.5	1.5110E-05	7.9620E-07	1.7376E-06	1.6245E-06	1F
Podium Garden Carpark	VOLUME	PGC_1017	830600.89	839377.65	14.5	2.0	0.47	19.5	9.07	8.5	1.5110E-05	7.9620E-07	1.7376E-06	1.6245E-06	1F
Podium Garden Carpark	VOLUME	PGC_1018	830598.92	839378.03	14.5	2.0	0.47	19.5	9.07	8.5	1.5110E-05	7.9620E-07	1.7376E-06	1.6245E-06	1F
Podium Garden Carpark	VOLUME	PGC_1019	830596.96	839378.40	14.5	2.0	0.47	19.5	9.07	8.5	1.5110E-05	7.9620E-07	1.7376E-06	1.6245E-06	1F
Podium Garden Carpark	VOLUME	PGC_1020	830594.99	839378.78	14.5	2.0	0.47	19.5	9.07	8.5	1.5110E-05	7.9620E-07	1.7376E-06	1.6245E-06	1F
Podium Garden Carpark	VOLUME	PGC_1021	830593.03	839379.15	14.5	2.0	0.47	19.5	9.07	8.5	1.5110E-05	7.9620E-07	1.7376E-06	1.6245E-06	1F
Podium Garden Carpark	VOLUME	PGC_1022	830591.06	839379.53	14.5	2.0	0.47	19.5	9.07	8.5	1.5110E-05	7.9620E-07	1.7376E-06	1.6245E-06	1F
Podium Garden Carpark	VOLUME	PGC_1023	830589.10	839379.90	14.5	2.0	0.47	19.5	9.07	8.5	1.5110E-05	7.9620E-07	1.7376E-06	1.6245E-06	1F
Podium Garden Carpark	VOLUME	PGC_1024	830587.13	839380.28	14.5	2.0	0.47	19.5	9.07	8.5	1.5110E-05	7.9620E-07	1.7376E-06	1.6245E-06	1F
Podium Garden Carpark	VOLUME	PGC_1025	830585.17	839380.65	14.5	2.0	0.47	19.5	9.07	8.5	1.5110E-05	7.9620E-07	1.7376E-06	1.6245E-06	1F
Podium Garden Carpark	VOLUME	PGC_1026	830583.09	839382.42	14.5	2.0	0.47	19.5	9.07	8.5	1.5110E-05	7.9620E-07	1.7376E-06	1.6245E-06	1F
Podium Garden Carpark	VOLUME	PGC_1027	830582.41	839384.30	14.5	2.0	0.47	19.5	9.07	8.5	1.5110E-05	7.9620E-07	1.7376E-06	1.6245E-06	1F
Podium Garden Carpark	VOLUME	PGC_1028	830581.78	839386.15	14.5	2.0	0.47	19.5	9.07	8.5	1.5110E-05	7.9620E-07	1.7376E-06	1.6245E-06	1F
Podium Garden Carpark	VOLUME	PGC_1029	830581.45	839388.58	14.5	2.0	0.47	19.5	9.07	8.5	1.5110E-05	7.9620E-07	1.7376E-06	1.6245E-06	1F
Podium Garden Carpark	VOLUME	PGC_1030	830581.94	839390.71	14.5	2.0	0.47	19.5	9.07	8.5	1.5110E-05	7.9620E-07	1.7376E-06	1.6245E-06	1F
Podium Garden Carpark	VOLUME	PGC_1031	830582.49	839392.60	14.5	2.0	0.47	19.5	9.07	8.5	1.5110E-05	7.9620E-07	1.7376E-06	1.6245E-06	1F
Podium Garden Carpark	VOLUME	PGC_1032	830581.26	839395.46	14.5	2.0	0.47	19.5	9.07	8.5	1.5110E-05	7.9620E-07	1.7376E-06	1.6245E-06	1F
Podium Garden Carpark	VOLUME	PGC_1033	830579.52	839396.42	14.5	2.0	0.47	19.5	9.07	8.5	1.5110E-05	7.9620E-07	1.7376E-06	1.6245E-06	1F
Podium Garden Carpark	VOLUME	PGC_1034	830576.83	839397.32	14.5	2.0	0.47	19.5	9.07	8.5	1.5110E-05	7.9620E-07	1.7376E-06	1.6245E-06	1F
Podium Garden Carpark	VOLUME	PGC_1035	830575.87	839395.56	14.5	2.0	0.47	19.5	9.07	8.5	1.5110E-05	7.9620E-07	1.7376E-06	1.6245E-06	1F
Podium Garden Carpark	VOLUME	PGC_1036	830574.31	839393.76	14.5	2.0	0.47	19.5	9.07	8.5	1.5110E-05	7.9620E-07	1.7376E-06	1.6245E-06	1F
Podium Garden Carpark	VOLUME	PGC_1037	830572.71	839392.57	14.5	2.0	0.47	19.5	9.07	8.5	1.5110E-05	7.9620E-07	1.7376E-06	1.6245E-06	1F
Podium Garden Carpark	VOLUME	PGC_1038	830570.63	839391.53	14.5	2.0	0.47	19.5	9.07	8.5	1.5110E-05	7.9620E-07	1.7376E-06	1.6245E-06	1F
Podium Garden Carpark	VOLUME	PGC_1039	830568.62	839391.03	14.5	2.0	0.47	19.5	9.07	8.5	1.5110E-05	7.9620E-07	1.7376E-06	1.6245E-06	1F
Podium Garden Carpark	VOLUME	PGC_1040	830566.35	839390.92	14.5	2.0	0.47	19.5	9.07	8.5	1.5110E-05	7.9620E-07	1.7376E-06	1.6245E-06	1F
Podium Garden Carpark	VOLUME	PGC_1041	830564.24	839391.27	14.5	2.0	0.47	19.5	9.07	8.5	1.5110E-05	7.9620E-07	1.7376E-06	1.6245E-06	1F
Podium Garden Carpark	VOLUME	PGC_1042	830562.16	839392.00	14.5	2.0	0.47	19.5	9.07	8.5	1.5110E-05	7.9620E-07	1.7376E-06	1.6245E-06	1F
Podium Garden Carpark	VOLUME	PGC_1043	830560.46	839392.89	14.5	2.0	0.47	19.5	9.07	8.5	1.5110E-05	7.9620E-07	1.7376E-06	1.6245E-06	1F
Podium Garden Carpark	VOLUME	PGC_1044	830558.51	839393.85	14.5	2.0	0.47	19.5	9.07	8.5	1.5110E-05	7.9620E-07	1.7376E-06	1.6245E-06	1F
Podium Garden Carpark	VOLUME	PGC_1045	830556.82	839394.90	14.5	2.0	0.47	19.5	9.07	8.5	1.5110E-05	7.9620E-07	1.7376E-06	1.6245E-06	1F
Podium Garden Carpark	VOLUME	PGC_1046	830555.10	839396.01	14.5	2.0	0.47	19.5	9.07	8.5	1.5110E-05	7.9620E-07	1.7376E-06	1.6245E-06	1F
Podium Garden Carpark	VOLUME	PGC_1047	830553.43	839397.13	14.5	2.0	0.47	19.5	9.07	8.5	1.5110E-05	7.9620E-07	1.7376E-06	1.6245E-06	1F
Podium Garden Carpark	VOLUME	PGC_1048	830551.75	839398.46	14.5	2.0	0.47	19.5	9.07	8.5	1.5110E-05	7.9620E-07	1.7376E-06	1.6245E-06	1F
Podium Garden Carpark	VOLUME	PGC_1049	830550.29	839399.83	14.5	2.0	0.47	19.5	9.07	8.5	1.5110E-05	7.9620E-07	1.7376E-06	1.6245E-06	1F
Podium Garden Carpark	VOLUME	PGC_1050	830548.82	839401.19	14.5	2.0	0.47	19.5	9.07	8.5	1.5110E-05	7.9620E-07	1.7376E-06	1.6245E-06	1F
Podium Garden Carpark	VOLUME	PGC_1051	830547.40	839402.97	14.5	2.0	0.47	19.5	9.07	8.5	1.5110E-05	7.9620E-07	1.7376E-06	1.6245E-06	1F

	Type	Source	Co-ordinate		Base Elevation	Length of Portal	Initial Lateral Dimension Coefficient σy	Building Height	Initial Vertical Dimension Coefficient σz	Release Height	Baseline Emission Rate				Remark
			X	Y							Res. NOx	NO_2	RSP	FSP	
		ID	(HK1980)	(HK1980)	(mPD)	(m)	(m)	(m)	(m)	(mAG)	(g/s)				
Podium Garden Carpark	VOLUME	PGC_1052	830546.87	839405.43	14.5	2.0	0.47	19.5	9.07	8.5	1.5110E-05	7.9620E-07	1.7376E-06	1.6245E-06	1F
Podium Garden Carpark	VOLUME	PGC_1053	830547.07	839407.42	14.5	2.0	0.47	19.5	9.07	8.5	1.5110E-05	7.9620E-07	1.7376E-06	1.6245E-06	1F
Podium Garden Carpark	VOLUME	PGC_1054	830548.12	839409.66	14.5	2.0	0.47	19.5	9.07	8.5	1.5110E-05	7.9620E-07	1.7376E-06	1.6245E-06	1F
Podium Garden Carpark	VOLUME	PGC_1055	830549.17	839411.36	14.5	2.0	0.47	19.5	9.07	8.5	1.5110E-05	7.9620E-07	1.7376E-06	1.6245E-06	1F
Podium Garden Carpark	VOLUME	PGC_1056	830550.23	839413.06	14.5	2.0	0.47	19.5	9.07	8.5	1.5110E-05	7.9620E-07	1.7376E-06	1.6245E-06	1F
Podium Garden Carpark	VOLUME	PGC_1057	830551.28	839414.76	14.5	2.0	0.47	19.5	9.07	8.5	1.5110E-05	7.9620E-07	1.7376E-06	1.6245E-06	1F
Podium Garden Carpark	VOLUME	PGC_1058	830552.34	839416.46	14.5	2.0	0.47	19.5	9.07	8.5	1.5110E-05	7.9620E-07	1.7376E-06	1.6245E-06	1F
Podium Garden Carpark	VOLUME	PGC_1059	830553.39	839418.16	14.5	2.0	0.47	19.5	9.07	8.5	1.5110E-05	7.9620E-07	1.7376E-06	1.6245E-06	1F
Podium Garden Carpark	VOLUME	PGC_1060	830554.45	839419.86	14.5	2.0	0.47	19.5	9.07	8.5	1.5110E-05	7.9620E-07	1.7376E-06	1.6245E-06	1F
Podium Garden Carpark	VOLUME	PGC_1061	830555.50	839421.56	14.5	2.0	0.47	19.5	9.07	8.5	1.5110E-05	7.9620E-07	1.7376E-06	1.6245E-06	1F
Podium Garden Carpark	VOLUME	PGC_1062	830556.55	839423.26	14.5	2.0	0.47	19.5	9.07	8.5	1.5110E-05	7.9620E-07	1.7376E-06	1.6245E-06	1F
Podium Garden Carpark	VOLUME	PGC_1063	830557.61	839424.96	14.5	2.0	0.47	19.5	9.07	8.5	1.5110E-05	7.9620E-07	1.7376E-06	1.6245E-06	1F
Podium Garden Carpark	VOLUME	PGC_1064	830558.66	839426.66	14.5	2.0	0.47	19.5	9.07	8.5	1.5110E-05	7.9620E-07	1.7376E-06	1.6245E-06	1F
Podium Garden Carpark	VOLUME	PGC_1065	830559.72	839428.36	14.5	2.0	0.47	19.5	9.07	8.5	1.5110E-05	7.9620E-07	1.7376E-06	1.6245E-06	1F
Podium Garden Carpark	VOLUME	PGC_1066	830560.77	839430.06	14.5	2.0	0.47	19.5	9.07	8.5	1.5110E-05	7.9620E-07	1.7376E-06	1.6245E-06	1F
Podium Garden Carpark	VOLUME	PGC_1067	830561.82	839431.76	14.5	2.0	0.47	19.5	9.07	8.5	1.5110E-05	7.9620E-07	1.7376E-06	1.6245E-06	1F
Podium Garden Carpark	VOLUME	PGC_1068	830562.88	839433.46	14.5	2.0	0.47	19.5	9.07	8.5	1.5110E-05	7.9620E-07	1.7376E-06	1.6245E-06	1F
Podium Garden Carpark	VOLUME	PGC_1069	830563.93	839435.16	14.5	2.0	0.47	19.5	9.07	8.5	1.5110E-05	7.9620E-07	1.7376E-06	1.6245E-06	1F
Podium Garden Carpark	VOLUME	PGC_1070	830564.99	839436.86	14.5	2.0	0.47	19.5	9.07	8.5	1.5110E-05	7.9620E-07	1.7376E-06	1.6245E-06	1F
Podium Garden Carpark	VOLUME	PGC_1071	830566.04	839438.56	14.5	2.0	0.47	19.5	9.07	8.5	1.5110E-05	7.9620E-07	1.7376E-06	1.6245E-06	1F
Podium Garden Carpark	VOLUME	PGC_1072	830567.10	839440.26	14.5	2.0	0.47	19.5	9.07	8.5	1.5110E-05	7.9620E-07	1.7376E-06	1.6245E-06	1F
Podium Garden Carpark	VOLUME	PGC_1073	830568.15	839441.96	14.5	2.0	0.47	19.5	9.07	8.5	1.5110E-05	7.9620E-07	1.7376E-06	1.6245E-06	1F
Podium Garden Carpark	VOLUME	PGC_1074	830569.20	839443.66	14.5	2.0	0.47	19.5	9.07	8.5	1.5110E-05	7.9620E-07	1.7376E-06	1.6245E-06	1F
Podium Garden Carpark	VOLUME	PGC_1075	830570.26	839445.35	14.5	2.0	0.47	19.5	9.07	8.5	1.5110E-05	7.9620E-07	1.7376E-06	1.6245E-06	1F
Podium Garden Carpark	VOLUME	PGC_1076	830571.31	839447.05	14.5	2.0	0.47	19.5	9.07	8.5	1.5110E-05	7.9620E-07	1.7376E-06	1.6245E-06	1F
Podium Garden Carpark	VOLUME	PGC_1077	830572.37	839448.75	14.5	2.0	0.47	19.5	9.07	8.5	1.5110E-05	7.9620E-07	1.7376E-06	1.6245E-06	1F
Podium Garden Carpark	VOLUME	PGC_1078	830573.42	839450.45	14.5	2.0	0.47	19.5	9.07	8.5	1.5110E-05	7.9620E-07	1.7376E-06	1.6245E-06	1F
Podium Garden Carpark	VOLUME	PGC_1079	830574.47	839452.15	14.5	2.0	0.47	19.5	9.07	8.5	1.5110E-05	7.9620E-07	1.7376E-06	1.6245E-06	1F
Podium Garden Carpark	VOLUME	PGC_1080	830575.53	839453.85	14.5	2.0	0.47	19.5	9.07	8.5	1.5110E-05	7.9620E-07	1.7376E-06	1.6245E-06	1F
Podium Garden Carpark	VOLUME	PGC_1081	830576.58	839455.55	14.5	2.0	0.47	19.5	9.07	8.5	1.5110E-05	7.9620E-07	1.7376E-06	1.6245E-06	1F
Podium Garden Carpark	VOLUME	PGC_1082	830577.64	839457.25	14.5	2.0	0.47	19.5	9.07	8.5	1.5110E-05	7.9620E-07	1.7376E-06	1.6245E-06	1F
Podium Garden Carpark	VOLUME	PGC_1083	830578.68	839458.95	14.5	2.0	0.47	19.5	9.07	8.5	1.5110E-05	7.9620E-07	1.7376E-06	1.6245E-06	1F
Podium Garden Carpark	VOLUME	PGC_1084	830579.75	839460.65	14.5	2.0	0.47	19.5	9.07	8.5	1.5110E-05	7.9620E-07	1.7376E-06	1.6245E-06	1F
Podium Garden Carpark	VOLUME	PGC_1085	830580.80	839462.35	14.5	2.0	0.47	19.5	9.07	8.5	1.5110E-05	7.9620E-07	1.7376E-06	1.6245E-06	1F
Podium Garden Carpark	VOLUME	PGC_1086	830581.85	839464.05	14.5	2.0	0.47	19.5	9.07	8.5	1.5110E-05	7.9620E-07	1.7376E-06	1.6245E-06	1F
Podium Garden Carpark	VOLUME	PGC_1087	830582.91	839465.75	14.5	2.0	0.47	19.5	9.07	8.5	1.5110E-05	7.9620E-07	1.7376E-06	1.6245E-06	1F
Podium Garden Carpark	VOLUME	PGC_1088	830583.96	839467.45	14.5	2.0	0.47	19.5	9.07	8.5	1.5110E-05	7.9620E-07	1.7376E-06	1.6245E-06	1F
Podium Garden Carpark	VOLUME	PGC_1089	830585.02	839469.15	14.5	2.0	0.47	19.5	9.07	8.5	1.5110E-05	7.9620E-07	1.7376E-06	1.6245E-06	1F
Podium Garden Carpark	VOLUME	PGC_1090	830586.07	839470.85	14.5	2.0	0.47	19.5	9.07	8.5	1.5110E-05	7.9620E-07	1.7376E-06	1.6245E-06	1F
Podium Garden Carpark	VOLUME	PGC_1091	830587.13	839472.55	14.5	2.0	0.47	19.5	9.07	8.5	1.5110E-05	7.9620E-07	1.7376E-06	1.6245E-06	1F
Podium Garden Carpark	VOLUME	PGC_1092	830588.18	839474.25	14.5	2.0	0.47	19.5	9.07	8.5	1.5110E-05	7.9620E-07	1.7376E-06	1.6245E-06	1F
Podium Garden Carpark	VOLUME	PGC_1093	830589.23	839475.95	14.5	2.0	0.47	19.5	9.07	8.5	1.5110E-05	7.9620E-07	1.7376E-06	1.6245E-06	1F
Podium Garden Carpark	VOLUME	PGC_1094	830590.29	839477.65	14.5	2.0	0.47	19.5	9.07	8.5	1.5110E-05	7.9620E-07	1.7376E-06	1.6245E-06	1F
Podium Garden Carpark	VOLUME	PGC_1095	830664.33	839479.86	14.5	2.0	0.47	19.5	9.07	8.5	1.5110E-05	7.9620E-07	1.7376E-06	1.6245E-06	1F
Podium Garden Carpark	VOLUME	PGC_1096	830666.06	839478.85	14.5	2.0	0.47	19.5	9.07	8.5	1.5110E-05	7.9620E-07	1.7376E-06	1.6245E-06	1F
Podium Garden Carpark	VOLUME	PGC_1097	830667.79	839477.85	14.5	2.0	0.47	19.5	9.07	8.5	1.5110E-05	7.9620E-07	1.7376E-06	1.6245E-06	1F
Podium Garden Carpark	VOLUME	PGC_1098	830669.52	839476.85	14.5	2.0	0.47	19.5	9.07	8.5	1.5110E-05	7.9620E-07	1.7376E-06	1.6245E-06	1F
Podium Garden Carpark	VOLUME	PGC_1099	830671.25	839475.85	14.5	2.0	0.47	19.5	9.07	8.5	1.5110E-05	7.9620E-07	1.7376E-06	1.6245E-06	1F
Podium Garden Carpark	VOLUME	PGC_1100	830672.98	839474.85	14.5	2.0	0.47	19.5	9.07	8.5	1.5110E-05	7.9620E-07	1.7376E-06	1.6245E-06	1F
Podium Garden Carpark	VOLUME	PGC_1101	830710.40	839438.05	14.5	2.0	0.47	19.5	9.07	8.5	1.5110E-05	7.9620E-07	1.7376E-06	1.6245E-06	1F
Podium Garden Carpark	VOLUME	PGC_1102	830710.76	839436.09	14.5	2.0	0.47	19.5	9.07	8.5	1.5110E-05	7.9620E-07	1.7376E-06	1.6245E-06	1F
Podium Garden Carpark	VOLUME	PGC_1103	830711.10	839434.14	14.5	2.0	0.47	19.5	9.07	8.5	1.5110E-05	7.9620E-07	1.7376E-06	1.6245E-06	1F
Podium Garden Carpark	VOLUME	PGC_1104	830711.46	839432.18	14.5	2.0	0.47	19.5	9.07	8.5	1.5110E-05	7.9620E-07	1.7376E-06	1.6245E-06	1F
Podium Garden Carpark	VOLUME	PGC_1105	830711.82	839430.21	14.5	2.0	0.47	19.5	9.07	8.5	1.5110E-05	7.9620E-07	1.7376E-06	1.6245E-06	1F
Podium Garden Carpark	VOLUME	PGC_1106	830712.19	839428.24	14.5	2.0	0.47	19.5	9.07	8.5	1.5110E-05	7.9620E-07	1.7376E-06	1.6245E-06	1F
Podium Garden Carpark	VOLUME	PGC_1107	830712.55	839426.28	14.5	2.0	0.47	19.5	9.07	8.5	1.5110E-05	7.9620E-07	1.7376E-06	1.6245E-06	1F
Podium Garden Carpark	VOLUME	PGC_2001	830632.32	839371.66	14.5	2.0	0.47	19.5	9.07	12.5	1.5110E-05	7.9620E-07	1.7376E-06	1.6245E-06	2F
Podium Garden Carpark	VOLUME	PGC_2002	830630.35	839372.03	14.5	2.0	0.47	19.5	9.07	12.5	1.5110E-05	7.9620E-07	1.7376E-06	1.6245E-06	2F

	Type	Source	Co-ordinate		Base Elevation	Length of Portal	Initial Lateral Dimension Coefficient σy	Building Height	Initial Vertical Dimension Coefficient σz	Release Height	Baseline Emission Rate				Remark
			X	Y							Res. NOx	NO_2	RSP	FSP	
		ID	(HK1980)	(HK1980)	(mPD)	(m)	(m)	(m)	(m)	(mAG)	(g/s)				
Podium Garden Carpark	VOLUME	PGC_2003	830628.39	839372.41	14.5	2.0	0.47	19.5	9.07	12.5	1.5110E-05	7.9620E-07	1.7376E-06	1.6245E-06	2F
Podium Garden Carpark	VOLUME	PGC_2004	830626.43	839372.78	14.5	2.0	0.47	19.5	9.07	12.5	1.5110E-05	7.9620E-07	1.7376E-06	1.6245E-06	2F
Podium Garden Carpark	VOLUME	PGC_2005	830624.46	839373.16	14.5	2.0	0.47	19.5	9.07	12.5	1.5110E-05	7.9620E-07	1.7376E-06	1.6245E-06	2F
Podium Garden Carpark	VOLUME	PGC_2006	830622.50	839373.53	14.5	2.0	0.47	19.5	9.07	12.5	1.5110E-05	7.9620E-07	1.7376E-06	1.6245E-06	2F
Podium Garden Carpark	VOLUME	PGC_2007	830620.53	839373.91	14.5	2.0	0.47	19.5	9.07	12.5	1.5110E-05	7.9620E-07	1.7376E-06	1.6245E-06	2F
Podium Garden Carpark	VOLUME	PGC_2008	830618.57	839374.28	14.5	2.0	0.47	19.5	9.07	12.5	1.5110E-05	7.9620E-07	1.7376E-06	1.6245E-06	2F
Podium Garden Carpark	VOLUME	PGC_2009	830616.60	839374.66	14.5	2.0	0.47	19.5	9.07	12.5	1.5110E-05	7.9620E-07	1.7376E-06	1.6245E-06	2F
Podium Garden Carpark	VOLUME	PGC_2010	830614.64	839375.03	14.5	2.0	0.47	19.5	9.07	12.5	1.5110E-05	7.9620E-07	1.7376E-06	1.6245E-06	2F
Podium Garden Carpark	VOLUME	PGC_2011	830612.67	839375.40	14.5	2.0	0.47	19.5	9.07	12.5	1.5110E-05	7.9620E-07	1.7376E-06	1.6245E-06	2F
Podium Garden Carpark	VOLUME	PGC_2012	830610.71	839375.78	14.5	2.0	0.47	19.5	9.07	12.5	1.5110E-05	7.9620E-07	1.7376E-06	1.6245E-06	2F
Podium Garden Carpark	VOLUME	PGC_2013	830608.74	839376.15	14.5	2.0	0.47	19.5	9.07	12.5	1.5110E-05	7.9620E-07	1.7376E-06	1.6245E-06	2F
Podium Garden Carpark	VOLUME	PGC_2014	830606.78	839376.53	14.5	2.0	0.47	19.5	9.07	12.5	1.5110E-05	7.9620E-07	1.7376E-06	1.6245E-06	2F
Podium Garden Carpark	VOLUME	PGC_2015	830604.82	839376.90	14.5	2.0	0.47	19.5	9.07	12.5	1.5110E-05	7.9620E-07	1.7376E-06	1.6245E-06	2F
Podium Garden Carpark	VOLUME	PGC_2016	830602.85	839377.28	14.5	2.0	0.47	19.5	9.07	12.5	1.5110E-05	7.9620E-07	1.7376E-06	1.6245E-06	2F
Podium Garden Carpark	VOLUME	PGC_2017	830600.89	839377.65	14.5	2.0	0.47	19.5	9.07	12.5	1.5110E-05	7.9620E-07	1.7376E-06	1.6245E-06	2F
Podium Garden Carpark	VOLUME	PGC_2018	830598.92	839378.03	14.5	2.0	0.47	19.5	9.07	12.5	1.5110E-05	7.9620E-07	1.7376E-06	1.6245E-06	2F
Podium Garden Carpark	VOLUME	PGC_2019	830596.96	839378.40	14.5	2.0	0.47	19.5	9.07	12.5	1.5110E-05	7.9620E-07	1.7376E-06	1.6245E-06	2F
Podium Garden Carpark	VOLUME	PGC_2020	830594.99	839378.78	14.5	2.0	0.47	19.5	9.07	12.5	1.5110E-05	7.9620E-07	1.7376E-06	1.6245E-06	2F
Podium Garden Carpark	VOLUME	PGC_2021	830593.03	839379.15	14.5	2.0	0.47	19.5	9.07	12.5	1.5110E-05	7.9620E-07	1.7376E-06	1.6245E-06	2F
Podium Garden Carpark	VOLUME	PGC_2022	830591.06	839379.53	14.5	2.0	0.47	19.5	9.07	12.5	1.5110E-05	7.9620E-07	1.7376E-06	1.6245E-06	2F
Podium Garden Carpark	VOLUME	PGC_2023	830589.10	839379.90	14.5	2.0	0.47	19.5	9.07	12.5	1.5110E-05	7.9620E-07	1.7376E-06	1.6245E-06	2F
Podium Garden Carpark	VOLUME	PGC_2024	830587.13	839380.28	14.5	2.0	0.47	19.5	9.07	12.5	1.5110E-05	7.9620E-07	1.7376E-06	1.6245E-06	2F
Podium Garden Carpark	VOLUME	PGC_2025	830585.17	839380.65	14.5	2.0	0.47	19.5	9.07	12.5	1.5110E-05	7.9620E-07	1.7376E-06	1.6245E-06	2F
Podium Garden Carpark	VOLUME	PGC_2026	830583.09	839382.42	14.5	2.0	0.47	19.5	9.07	12.5	1.5110E-05	7.9620E-07	1.7376E-06	1.6245E-06	2F
Podium Garden Carpark	VOLUME	PGC_2027	830582.41	839384.30	14.5	2.0	0.47	19.5	9.07	12.5	1.5110E-05	7.9620E-07	1.7376E-06	1.6245E-06	2F
Podium Garden Carpark	VOLUME	PGC_2028	830581.78	839386.15	14.5	2.0	0.47	19.5	9.07	12.5	1.5110E-05	7.9620E-07	1.7376E-06	1.6245E-06	2F
Podium Garden Carpark	VOLUME	PGC_2029	830581.45	839388.58	14.5	2.0	0.47	19.5	9.07	12.5	1.5110E-05	7.9620E-07	1.7376E-06	1.6245E-06	2F
Podium Garden Carpark	VOLUME	PGC_2030	830581.94	839390.71	14.5	2.0	0.47	19.5	9.07	12.5	1.5110E-05	7.9620E-07	1.7376E-06	1.6245E-06	2F
Podium Garden Carpark	VOLUME	PGC_2031	830582.49	839392.60	14.5	2.0	0.47	19.5	9.07	12.5	1.5110E-05	7.9620E-07	1.7376E-06	1.6245E-06	2F
Podium Garden Carpark	VOLUME	PGC_2032	830581.26	839395.46	14.5	2.0	0.47	19.5	9.07	12.5	1.5110E-05	7.9620E-07	1.7376E-06	1.6245E-06	2F
Podium Garden Carpark	VOLUME	PGC_2033	830579.52	839396.42	14.5	2.0	0.47	19.5	9.07	12.5	1.5110E-05	7.9620E-07	1.7376E-06	1.6245E-06	2F
Podium Garden Carpark	VOLUME	PGC_2034	830576.83	839397.32	14.5	2.0	0.47	19.5	9.07	12.5	1.5110E-05	7.9620E-07	1.7376E-06	1.6245E-06	2F
Podium Garden Carpark	VOLUME	PGC_2035	830575.87	839395.56	14.5	2.0	0.47	19.5	9.07	12.5	1.5110E-05	7.9620E-07	1.7376E-06	1.6245E-06	2F
Podium Garden Carpark	VOLUME	PGC_2036	830574.31	839393.76	14.5	2.0	0.47	19.5	9.07	12.5	1.5110E-05	7.9620E-07	1.7376E-06	1.6245E-06	2F
Podium Garden Carpark	VOLUME	PGC_2037	830572.71	839392.57	14.5	2.0	0.47	19.5	9.07	12.5	1.5110E-05	7.9620E-07	1.7376E-06	1.6245E-06	2F
Podium Garden Carpark	VOLUME	PGC_2038	830570.63	839391.53	14.5	2.0	0.47	19.5	9.07	12.5	1.5110E-05	7.9620E-07	1.7376E-06	1.6245E-06	2F
Podium Garden Carpark	VOLUME	PGC_2039	830568.62	839391.03	14.5	2.0	0.47	19.5	9.07	12.5	1.5110E-05	7.9620E-07	1.7376E-06	1.6245E-06	2F
Podium Garden Carpark	VOLUME	PGC_2040	830566.35	839390.92	14.5	2.0	0.47	19.5	9.07	12.5	1.5110E-05	7.9620E-07	1.7376E-06	1.6245E-06	2F
Podium Garden Carpark	VOLUME	PGC_2041	830564.24	839391.27	14.5	2.0	0.47	19.5	9.07	12.5	1.5110E-05	7.9620E-07	1.7376E-06	1.6245E-06	2F
Podium Garden Carpark	VOLUME	PGC_2042	830562.16	839392.00	14.5	2.0	0.47	19.5	9.07	12.5	1.5110E-05	7.9620E-07	1.7376E-06	1.6245E-06	2F
Podium Garden Carpark	VOLUME	PGC_2043	830560.46	839392.89	14.5	2.0	0.47	19.5	9.07	12.5	1.5110E-05	7.9620E-07	1.7376E-06	1.6245E-06	2F
Podium Garden Carpark	VOLUME	PGC_2044	830558.51	839393.85	14.5	2.0	0.47	19.5	9.07	12.5	1.5110E-05	7.9620E-07	1.7376E-06	1.6245E-06	2F
Podium Garden Carpark	VOLUME	PGC_2045	830556.82	839394.90	14.5	2.0	0.47	19.5	9.07	12.5	1.5110E-05	7.9620E-07	1.7376E-06	1.6245E-06	2F
Podium Garden Carpark	VOLUME	PGC_2046	830555.10	839396.01	14.5	2.0	0.47	19.5	9.07	12.5	1.5110E-05	7.9620E-07	1.7376E-06	1.6245E-06	2F
Podium Garden Carpark	VOLUME	PGC_2047	830553.43	839397.13	14.5	2.0	0.47	19.5	9.07	12.5	1.5110E-05	7.9620E-07	1.7376E-06	1.6245E-06	2F
Podium Garden Carpark	VOLUME	PGC_2048	830551.75	839398.46	14.5	2.0	0.47	19.5	9.07	12.5	1.5110E-05	7.9620E-07	1.7376E-06	1.6245E-06	2F
Podium Garden Carpark	VOLUME	PGC_2049	830550.29	839399.83	14.5	2.0	0.47	19.5	9.07	12.5	1.5110E-05	7.9620E-07	1.7376E-06	1.6245E-06	2F
Podium Garden Carpark	VOLUME	PGC_2050	830548.82	839401.19	14.5	2.0	0.47	19.5	9.07	12.5	1.5110E-05	7.9620E-07	1.7376E-06	1.6245E-06	2F
Podium Garden Carpark	VOLUME	PGC_2051	830547.40	839402.97	14.5	2.0	0.47	19.5	9.07	12.5	1.5110E-05	7.9620E-07	1.7376E-06	1.6245E-06	2F
Podium Garden Carpark	VOLUME	PGC_2052	830546.87	839405.43	14.5	2.0	0.47	19.5	9.07	12.5	1.5110E-05	7.9620E-07	1.7376E-06	1.6245E-06	2F
Podium Garden Carpark	VOLUME	PGC_2053	830547.07	839407.42	14.5	2.0	0.47	19.5	9.07	12.5	1.5110E-05	7.9620E-07	1.7376E-06	1.6245E-06	2F
Podium Garden Carpark	VOLUME	PGC_2054	830548.12	839409.66	14.5	2.0	0.47	19.5	9.07	12.5	1.5110E-05	7.9620E-07	1.7376E-06	1.6245E-06	2F
Podium Garden Carpark	VOLUME	PGC_2055	830549.17	839411.36	14.5	2.0	0.47	19.5	9.07	12.5	1.5110E-05	7.9620E-07	1.7376E-06	1.6245E-06	2F
Podium Garden Carpark	VOLUME	PGC_2056	830550.23	839413.06	14.5	2.0	0.47	19.5	9.07	12.5	1.5110E-05	7.9620E-07	1.7376E-06	1.6245E-06	2F
Podium Garden Carpark	VOLUME	PGC_2057	830551.28	839414.76	14.5	2.0	0.47	19.5	9.07	12.5	1.5110E-05	7.9620E-07	1.7376E-06	1.6245E-06	2F
Podium Garden Carpark	VOLUME	PGC_2058	830552.34	839416.46	14.5	2.0	0.47	19.5	9.07	12.5	1.5110E-05	7.9620E-07	1.7376E-06	1.6245E-06	2F
Podium Garden Carpark	VOLUME	PGC_2059	830553.39	839418.16	14.5	2.0	0.47	19.5	9.07	12.5	1.5110E-05	7.9620E-07	1.7376E-06	1.6245E-06	2F
Podium Garden Carpark	VOLUME	PGC_2060	830554.45	839419.86	14.5	2.0	0.47	19.5	9.07	12.5	1.5110E-05	7.9620E-07	1.7376E-06	1.6245E-06	2F

	Type	Source	Co-ordinate		Base Elevation	Length of Portal	Initial Lateral Dimension Coefficient σy	Building Height	Initial Vertical Dimension Coefficient σz	Release Height	Baseline Emission Rate				Remark
			X	Y							Res. NOx	NO_2	RSP	FSP	
		ID	(HK1980)	(HK1980)	(mPD)	(m)	(m)	(m)	(m)	(mAG)	(g/s)				
Podium Garden Carpark	VOLUME	PGC_2061	830555.50	839421.56	14.5	2.0	0.47	19.5	9.07	12.5	1.5110E-05	7.9620E-07	1.7376E-06	1.6245E-06	2F
Podium Garden Carpark	VOLUME	PGC_2062	830556.55	839423.26	14.5	2.0	0.47	19.5	9.07	12.5	1.5110E-05	7.9620E-07	1.7376E-06	1.6245E-06	2F
Podium Garden Carpark	VOLUME	PGC_2063	830557.61	839424.96	14.5	2.0	0.47	19.5	9.07	12.5	1.5110E-05	7.9620E-07	1.7376E-06	1.6245E-06	2F
Podium Garden Carpark	VOLUME	PGC_2064	830558.66	839426.66	14.5	2.0	0.47	19.5	9.07	12.5	1.5110E-05	7.9620E-07	1.7376E-06	1.6245E-06	2F
Podium Garden Carpark	VOLUME	PGC_2065	830559.72	839428.36	14.5	2.0	0.47	19.5	9.07	12.5	1.5110E-05	7.9620E-07	1.7376E-06	1.6245E-06	2F
Podium Garden Carpark	VOLUME	PGC_2066	830560.77	839430.06	14.5	2.0	0.47	19.5	9.07	12.5	1.5110E-05	7.9620E-07	1.7376E-06	1.6245E-06	2F
Podium Garden Carpark	VOLUME	PGC_2067	830561.82	839431.76	14.5	2.0	0.47	19.5	9.07	12.5	1.5110E-05	7.9620E-07	1.7376E-06	1.6245E-06	2F
Podium Garden Carpark	VOLUME	PGC_2068	830562.88	839433.46	14.5	2.0	0.47	19.5	9.07	12.5	1.5110E-05	7.9620E-07	1.7376E-06	1.6245E-06	2F
Podium Garden Carpark	VOLUME	PGC_2069	830563.93	839435.16	14.5	2.0	0.47	19.5	9.07	12.5	1.5110E-05	7.9620E-07	1.7376E-06	1.6245E-06	2F
Podium Garden Carpark	VOLUME	PGC_2070	830564.99	839436.86	14.5	2.0	0.47	19.5	9.07	12.5	1.5110E-05	7.9620E-07	1.7376E-06	1.6245E-06	2F
Podium Garden Carpark	VOLUME	PGC_2071	830566.04	839438.56	14.5	2.0	0.47	19.5	9.07	12.5	1.5110E-05	7.9620E-07	1.7376E-06	1.6245E-06	2F
Podium Garden Carpark	VOLUME	PGC_2072	830567.10	839440.26	14.5	2.0	0.47	19.5	9.07	12.5	1.5110E-05	7.9620E-07	1.7376E-06	1.6245E-06	2F
Podium Garden Carpark	VOLUME	PGC_2073	830568.15	839441.96	14.5	2.0	0.47	19.5	9.07	12.5	1.5110E-05	7.9620E-07	1.7376E-06	1.6245E-06	2F
Podium Garden Carpark	VOLUME	PGC_2074	830569.20	839443.66	14.5	2.0	0.47	19.5	9.07	12.5	1.5110E-05	7.9620E-07	1.7376E-06	1.6245E-06	2F
Podium Garden Carpark	VOLUME	PGC_2075	830570.26	839445.35	14.5	2.0	0.47	19.5	9.07	12.5	1.5110E-05	7.9620E-07	1.7376E-06	1.6245E-06	2F
Podium Garden Carpark	VOLUME	PGC_2076	830571.31	839447.05	14.5	2.0	0.47	19.5	9.07	12.5	1.5110E-05	7.9620E-07	1.7376E-06	1.6245E-06	2F
Podium Garden Carpark	VOLUME	PGC_2077	830572.37	839448.75	14.5	2.0	0.47	19.5	9.07	12.5	1.5110E-05	7.9620E-07	1.7376E-06	1.6245E-06	2F
Podium Garden Carpark	VOLUME	PGC_2078	830573.42	839450.45	14.5	2.0	0.47	19.5	9.07	12.5	1.5110E-05	7.9620E-07	1.7376E-06	1.6245E-06	2F
Podium Garden Carpark	VOLUME	PGC_2079	830574.47	839452.15	14.5	2.0	0.47	19.5	9.07	12.5	1.5110E-05	7.9620E-07	1.7376E-06	1.6245E-06	2F
Podium Garden Carpark	VOLUME	PGC_2080	830575.53	839453.85	14.5	2.0	0.47	19.5	9.07	12.5	1.5110E-05	7.9620E-07	1.7376E-06	1.6245E-06	2F
Podium Garden Carpark	VOLUME	PGC_2081	830576.58	839455.55	14.5	2.0	0.47	19.5	9.07	12.5	1.5110E-05	7.9620E-07	1.7376E-06	1.6245E-06	2F
Podium Garden Carpark	VOLUME	PGC_2082	830577.64	839457.25	14.5	2.0	0.47	19.5	9.07	12.5	1.5110E-05	7.9620E-07	1.7376E-06	1.6245E-06	2F
Podium Garden Carpark	VOLUME	PGC_2083	830578.68	839458.95	14.5	2.0	0.47	19.5	9.07	12.5	1.5110E-05	7.9620E-07	1.7376E-06	1.6245E-06	2F
Podium Garden Carpark	VOLUME	PGC_2084	830579.75	839460.65	14.5	2.0	0.47	19.5	9.07	12.5	1.5110E-05	7.9620E-07	1.7376E-06	1.6245E-06	2F
Podium Garden Carpark	VOLUME	PGC_2085	830580.80	839462.35	14.5	2.0	0.47	19.5	9.07	12.5	1.5110E-05	7.9620E-07	1.7376E-06	1.6245E-06	2F
Podium Garden Carpark	VOLUME	PGC_2086	830581.85	839464.05	14.5	2.0	0.47	19.5	9.07	12.5	1.5110E-05	7.9620E-07	1.7376E-06	1.6245E-06	2F
Podium Garden Carpark	VOLUME	PGC_2087	830582.91	839465.75	14.5	2.0	0.47	19.5	9.07	12.5	1.5110E-05	7.9620E-07	1.7376E-06	1.6245E-06	2F
Podium Garden Carpark	VOLUME	PGC_2088	830583.96	839467.45	14.5	2.0	0.47	19.5	9.07	12.5	1.5110E-05	7.9620E-07	1.7376E-06	1.6245E-06	2F
Podium Garden Carpark	VOLUME	PGC_2089	830585.02	839469.15	14.5	2.0	0.47	19.5	9.07	12.5	1.5110E-05	7.9620E-07	1.7376E-06	1.6245E-06	2F
Podium Garden Carpark	VOLUME	PGC_2090	830586.07	839470.85	14.5	2.0	0.47	19.5	9.07	12.5	1.5110E-05	7.9620E-07	1.7376E-06	1.6245E-06	2F
Podium Garden Carpark	VOLUME	PGC_2091	830587.13	839472.55	14.5	2.0	0.47	19.5	9.07	12.5	1.5110E-05	7.9620E-07	1.7376E-06	1.6245E-06	2F
Podium Garden Carpark	VOLUME	PGC_2092	830588.18	839474.25	14.5	2.0	0.47	19.5	9.07	12.5	1.5110E-05	7.9620E-07	1.7376E-06	1.6245E-06	2F
Podium Garden Carpark	VOLUME	PGC_2093	830589.23	839475.95	14.5	2.0	0.47	19.5	9.07	12.5	1.5110E-05	7.9620E-07	1.7376E-06	1.6245E-06	2F
Podium Garden Carpark	VOLUME	PGC_2094	830590.29	839477.65	14.5	2.0	0.47	19.5	9.07	12.5	1.5110E-05	7.9620E-07	1.7376E-06	1.6245E-06	2F
Podium Garden Carpark	VOLUME	PGC_2095	830664.33	839479.86	14.5	2.0	0.47	19.5	9.07	12.5	1.5110E-05	7.9620E-07	1.7376E-06	1.6245E-06	2F
Podium Garden Carpark	VOLUME	PGC_2096	830666.06	839478.85	14.5	2.0	0.47	19.5	9.07	12.5	1.5110E-05	7.9620E-07	1.7376E-06	1.6245E-06	2F
Podium Garden Carpark	VOLUME	PGC_2097	830667.79	839477.85	14.5	2.0	0.47	19.5	9.07	12.5	1.5110E-05	7.9620E-07	1.7376E-06	1.6245E-06	2F
Podium Garden Carpark	VOLUME	PGC_2098	830669.52	839476.85	14.5	2.0	0.47	19.5	9.07	12.5	1.5110E-05	7.9620E-07	1.7376E-06	1.6245E-06	2F
Podium Garden Carpark	VOLUME	PGC_2099	830671.25	839475.85	14.5	2.0	0.47	19.5	9.07	12.5	1.5110E-05	7.9620E-07	1.7376E-06	1.6245E-06	2F
Podium Garden Carpark	VOLUME	PGC_2100	830672.98	839474.85	14.5	2.0	0.47	19.5	9.07	12.5	1.5110E-05	7.9620E-07	1.7376E-06	1.6245E-06	2F
Podium Garden Carpark	VOLUME	PGC_2101	830710.40	839438.05	14.5	2.0	0.47	19.5	9.07	12.5	1.5110E-05	7.9620E-07	1.7376E-06	1.6245E-06	2F
Podium Garden Carpark	VOLUME	PGC_2102	830710.76	839436.09	14.5	2.0	0.47	19.5	9.07	12.5	1.5110E-05	7.9620E-07	1.7376E-06	1.6245E-06	2F
Podium Garden Carpark	VOLUME	PGC_2103	830711.10	839434.14	14.5	2.0	0.47	19.5	9.07	12.5	1.5110E-05	7.9620E-07	1.7376E-06	1.6245E-06	2F
Podium Garden Carpark	VOLUME	PGC_2104	830711.46	839432.18	14.5	2.0	0.47	19.5	9.07	12.5	1.5110E-05	7.9620E-07	1.7376E-06	1.6245E-06	2F
Podium Garden Carpark	VOLUME	PGC_2105	830711.82	839430.21	14.5	2.0	0.47	19.5	9.07	12.5	1.5110E-05	7.9620E-07	1.7376E-06	1.6245E-06	2F
Podium Garden Carpark	VOLUME	PGC_2106	830712.19	839428.24	14.5	2.0	0.47	19.5	9.07	12.5	1.5110E-05	7.9620E-07	1.7376E-06	1.6245E-06	2F
Podium Garden Carpark	VOLUME	PGC_2107	830712.55	839426.28	14.5	2.0	0.47	19.5	9.07	12.5	1.5110E-05	7.9620E-07	1.7376E-06	1.6245E-06	2F
Carpark Block Carpark (CPB)		**Total: 507**													
Carpark Block Carpark	VOLUME	CPB_G001	830546.78	839230.09	18.0	2.0	0.47	14.5	6.74	2.0	9.5667E-06	5.0411E-07	1.1002E-06	1.0285E-06	GF
Carpark Block Carpark	VOLUME	CPB_G002	830544.77	839229.41	18.0	2.0	0.47	14.5	6.74	2.0	9.5667E-06	5.0411E-07	1.1002E-06	1.0285E-06	GF
Carpark Block Carpark	VOLUME	CPB_G003	830542.83	839228.91	18.0	2.0	0.47	14.5	6.74	2.0	9.5667E-06	5.0411E-07	1.1002E-06	1.0285E-06	GF
Carpark Block Carpark	VOLUME	CPB_G004	830540.77	839228.49	18.0	2.0	0.47	14.5	6.74	2.0	9.5667E-06	5.0411E-07	1.1002E-06	1.0285E-06	GF
Carpark Block Carpark	VOLUME	CPB_G005	830538.75	839228.22	18.0	2.0	0.47	14.5	6.74	2.0	9.5667E-06	5.0411E-07	1.1002E-06	1.0285E-06	GF
Carpark Block Carpark	VOLUME	CPB_G006	830536.64	839228.10	18.0	2.0	0.47	14.5	6.74	2.0	9.5667E-06	5.0411E-07	1.1002E-06	1.0285E-06	GF
Carpark Block Carpark	VOLUME	CPB_G007	830534.64	839228.10	18.0	2.0	0.47	14.5	6.74	2.0	9.5667E-06	5.0411E-07	1.1002E-06	1.0285E-06	GF
Carpark Block Carpark	VOLUME	CPB_G008	830532.64	839228.10	18.0	2.0	0.47	14.5	6.74	2.0	9.5667E-06	5.0411E-07	1.1002E-06	1.0285E-06	GF
Carpark Block Carpark	VOLUME	CPB_G009	830530.64	839228.10	18.0	2.0	0.47	14.5	6.74	2.0	9.5667E-06	5.0411E-07	1.1002E-06	1.0285E-06	GF
Carpark Block Carpark	VOLUME	CPB_G010	830528.64	839228.10	18.0	2.0	0.47	14.5	6.74	2.0	9.5667E-06	5.0411E-07	1.1002E-06	1.0285E-06	GF

	Type	Source	Co-ordinate		Base Elevation	Length of Portal	Initial Lateral Dimension Coefficient σy	Building Height	Initial Vertical Dimension Coefficient σz	Release Height	Baseline Emission Rate				Remark
			X	Y							Res. NOx	NO_2	RSP	FSP	
		ID	(HK1980)	(HK1980)	(mPD)	(m)	(m)	(m)	(m)	(mAG)	(g/s)				
Carpark Block Carpark	VOLUME	CPB_G011	830526.64	839228.10	18.0	2.0	0.47	14.5	6.74	2.0	9.5667E-06	5.0411E-07	1.1002E-06	1.0285E-06	GF
Carpark Block Carpark	VOLUME	CPB_G012	830524.64	839228.11	18.0	2.0	0.47	14.5	6.74	2.0	9.5667E-06	5.0411E-07	1.1002E-06	1.0285E-06	GF
Carpark Block Carpark	VOLUME	CPB_G013	830522.64	839228.11	18.0	2.0	0.47	14.5	6.74	2.0	9.5667E-06	5.0411E-07	1.1002E-06	1.0285E-06	GF
Carpark Block Carpark	VOLUME	CPB_G014	830520.64	839228.11	18.0	2.0	0.47	14.5	6.74	2.0	9.5667E-06	5.0411E-07	1.1002E-06	1.0285E-06	GF
Carpark Block Carpark	VOLUME	CPB_G015	830518.64	839228.11	18.0	2.0	0.47	14.5	6.74	2.0	9.5667E-06	5.0411E-07	1.1002E-06	1.0285E-06	GF
Carpark Block Carpark	VOLUME	CPB_G016	830516.62	839228.13	18.0	2.0	0.47	14.5	6.74	2.0	9.5667E-06	5.0411E-07	1.1002E-06	1.0285E-06	GF
Carpark Block Carpark	VOLUME	CPB_G017	830514.30	839228.71	18.0	2.0	0.47	14.5	6.74	2.0	9.5667E-06	5.0411E-07	1.1002E-06	1.0285E-06	GF
Carpark Block Carpark	VOLUME	CPB_G018	830512.51	839229.61	18.0	2.0	0.47	14.5	6.74	2.0	9.5667E-06	5.0411E-07	1.1002E-06	1.0285E-06	GF
Carpark Block Carpark	VOLUME	CPB_G019	830510.66	839231.03	18.0	2.0	0.47	14.5	6.74	2.0	9.5667E-06	5.0411E-07	1.1002E-06	1.0285E-06	GF
Carpark Block Carpark	VOLUME	CPB_G020	830509.32	839232.51	18.0	2.0	0.47	14.5	6.74	2.0	9.5667E-06	5.0411E-07	1.1002E-06	1.0285E-06	GF
Carpark Block Carpark	VOLUME	CPB_G021	830507.98	839234.00	18.0	2.0	0.47	14.5	6.74	2.0	9.5667E-06	5.0411E-07	1.1002E-06	1.0285E-06	GF
Carpark Block Carpark	VOLUME	CPB_G022	830506.64	839235.48	18.0	2.0	0.47	14.5	6.74	2.0	9.5667E-06	5.0411E-07	1.1002E-06	1.0285E-06	GF
Carpark Block Carpark	VOLUME	CPB_G023	830505.30	839236.97	18.0	2.0	0.47	14.5	6.74	2.0	9.5667E-06	5.0411E-07	1.1002E-06	1.0285E-06	GF
Carpark Block Carpark	VOLUME	CPB_G024	830503.96	839238.45	18.0	2.0	0.47	14.5	6.74	2.0	9.5667E-06	5.0411E-07	1.1002E-06	1.0285E-06	GF
Carpark Block Carpark	VOLUME	CPB_G025	830502.62	839240.01	18.0	2.0	0.47	14.5	6.74	2.0	9.5667E-06	5.0411E-07	1.1002E-06	1.0285E-06	GF
Carpark Block Carpark	VOLUME	CPB_G026	830501.28	839241.48	18.0	2.0	0.47	14.5	6.74	2.0	9.5667E-06	5.0411E-07	1.1002E-06	1.0285E-06	GF
Carpark Block Carpark	VOLUME	CPB_G027	830499.98	839242.91	18.0	2.0	0.47	14.5	6.74	2.0	9.5667E-06	5.0411E-07	1.1002E-06	1.0285E-06	GF
Carpark Block Carpark	VOLUME	CPB_G028	830498.60	839244.39	18.0	2.0	0.47	14.5	6.74	2.0	9.5667E-06	5.0411E-07	1.1002E-06	1.0285E-06	GF
Carpark Block Carpark	VOLUME	CPB_G029	830497.24	839246.13	18.0	2.0	0.47	14.5	6.74	2.0	9.5667E-06	5.0411E-07	1.1002E-06	1.0285E-06	GF
Carpark Block Carpark	VOLUME	CPB_G030	830480.62	839297.36	18.0	2.0	0.47	14.5	6.74	2.0	9.5667E-06	5.0411E-07	1.1002E-06	1.0285E-06	GF
Carpark Block Carpark	VOLUME	CPB_G031	830479.55	839299.30	18.0	2.0	0.47	14.5	6.74	2.0	9.5667E-06	5.0411E-07	1.1002E-06	1.0285E-06	GF
Carpark Block Carpark	VOLUME	CPB_G032	830478.98	839301.46	18.0	2.0	0.47	14.5	6.74	2.0	9.5667E-06	5.0411E-07	1.1002E-06	1.0285E-06	GF
Carpark Block Carpark	VOLUME	CPB_G033	830478.82	839303.58	18.0	2.0	0.47	14.5	6.74	2.0	9.5667E-06	5.0411E-07	1.1002E-06	1.0285E-06	GF
Carpark Block Carpark	VOLUME	CPB_G034	830479.39	839305.93	18.0	2.0	0.47	14.5	6.74	2.0	9.5667E-06	5.0411E-07	1.1002E-06	1.0285E-06	GF
Carpark Block Carpark	VOLUME	CPB_G035	830480.31	839307.71	18.0	2.0	0.47	14.5	6.74	2.0	9.5667E-06	5.0411E-07	1.1002E-06	1.0285E-06	GF
Carpark Block Carpark	VOLUME	CPB_G036	830481.23	839309.48	18.0	2.0	0.47	14.5	6.74	2.0	9.5667E-06	5.0411E-07	1.1002E-06	1.0285E-06	GF
Carpark Block Carpark	VOLUME	CPB_G037	830482.16	839311.26	18.0	2.0	0.47	14.5	6.74	2.0	9.5667E-06	5.0411E-07	1.1002E-06	1.0285E-06	GF
Carpark Block Carpark	VOLUME	CPB_G038	830483.08	839313.03	18.0	2.0	0.47	14.5	6.74	2.0	9.5667E-06	5.0411E-07	1.1002E-06	1.0285E-06	GF
Carpark Block Carpark	VOLUME	CPB_G039	830484.00	839314.81	18.0	2.0	0.47	14.5	6.74	2.0	9.5667E-06	5.0411E-07	1.1002E-06	1.0285E-06	GF
Carpark Block Carpark	VOLUME	CPB_G040	830484.93	839316.58	18.0	2.0	0.47	14.5	6.74	2.0	9.5667E-06	5.0411E-07	1.1002E-06	1.0285E-06	GF
Carpark Block Carpark	VOLUME	CPB_G041	830485.85	839318.36	18.0	2.0	0.47	14.5	6.74	2.0	9.5667E-06	5.0411E-07	1.1002E-06	1.0285E-06	GF
Carpark Block Carpark	VOLUME	CPB_G042	830486.77	839320.13	18.0	2.0	0.47	14.5	6.74	2.0	9.5667E-06	5.0411E-07	1.1002E-06	1.0285E-06	GF
Carpark Block Carpark	VOLUME	CPB_G043	830487.70	839321.90	18.0	2.0	0.47	14.5	6.74	2.0	9.5667E-06	5.0411E-07	1.1002E-06	1.0285E-06	GF
Carpark Block Carpark	VOLUME	CPB_G044	830488.62	839323.68	18.0	2.0	0.47	14.5	6.74	2.0	9.5667E-06	5.0411E-07	1.1002E-06	1.0285E-06	GF
Carpark Block Carpark	VOLUME	CPB_G045	830489.54	839325.45	18.0	2.0	0.47	14.5	6.74	2.0	9.5667E-06	5.0411E-07	1.1002E-06	1.0285E-06	GF
Carpark Block Carpark	VOLUME	CPB_G046	830490.47	839327.23	18.0	2.0	0.47	14.5	6.74	2.0	9.5667E-06	5.0411E-07	1.1002E-06	1.0285E-06	GF
Carpark Block Carpark	VOLUME	CPB_G047	830491.39	839329.00	18.0	2.0	0.47	14.5	6.74	2.0	9.5667E-06	5.0411E-07	1.1002E-06	1.0285E-06	GF
Carpark Block Carpark	VOLUME	CPB_G048	830492.31	839330.78	18.0	2.0	0.47	14.5	6.74	2.0	9.5667E-06	5.0411E-07	1.1002E-06	1.0285E-06	GF
Carpark Block Carpark	VOLUME	CPB_G049	830493.24	839332.55	18.0	2.0	0.47	14.5	6.74	2.0	9.5667E-06	5.0411E-07	1.1002E-06	1.0285E-06	GF
Carpark Block Carpark	VOLUME	CPB_G050	830494.16	839334.33	18.0	2.0	0.47	14.5	6.74	2.0	9.5667E-06	5.0411E-07	1.1002E-06	1.0285E-06	GF
Carpark Block Carpark	VOLUME	CPB_G051	830495.08	839336.10	18.0	2.0	0.47	14.5	6.74	2.0	9.5667E-06	5.0411E-07	1.1002E-06	1.0285E-06	GF
Carpark Block Carpark	VOLUME	CPB_G052	830496.01	839337.88	18.0	2.0	0.47	14.5	6.74	2.0	9.5667E-06	5.0411E-07	1.1002E-06	1.0285E-06	GF
Carpark Block Carpark	VOLUME	CPB_G053	830496.93	839339.65	18.0	2.0	0.47	14.5	6.74	2.0	9.5667E-06	5.0411E-07	1.1002E-06	1.0285E-06	GF
Carpark Block Carpark	VOLUME	CPB_G054	830497.85	839341.43	18.0	2.0	0.47	14.5	6.74	2.0	9.5667E-06	5.0411E-07	1.1002E-06	1.0285E-06	GF
Carpark Block Carpark	VOLUME	CPB_G055	830498.78	839343.20	18.0	2.0	0.47	14.5	6.74	2.0	9.5667E-06	5.0411E-07	1.1002E-06	1.0285E-06	GF
Carpark Block Carpark	VOLUME	CPB_G056	830499.70	839344.98	18.0	2.0	0.47	14.5	6.74	2.0	9.5667E-06	5.0411E-07	1.1002E-06	1.0285E-06	GF
Carpark Block Carpark	VOLUME	CPB_G057	830500.62	839346.75	18.0	2.0	0.47	14.5	6.74	2.0	9.5667E-06	5.0411E-07	1.1002E-06	1.0285E-06	GF
Carpark Block Carpark	VOLUME	CPB_G058	830501.55	839348.53	18.0	2.0	0.47	14.5	6.74	2.0	9.5667E-06	5.0411E-07	1.1002E-06	1.0285E-06	GF
Carpark Block Carpark	VOLUME	CPB_G059	830502.47	839350.30	18.0	2.0	0.47	14.5	6.74	2.0	9.5667E-06	5.0411E-07	1.1002E-06	1.0285E-06	GF
Carpark Block Carpark	VOLUME	CPB_G060	830503.39	839352.07	18.0	2.0	0.47	14.5	6.74	2.0	9.5667E-06	5.0411E-07	1.1002E-06	1.0285E-06	GF
Carpark Block Carpark	VOLUME	CPB_G061	830504.32	839353.85	18.0	2.0	0.47	14.5	6.74	2.0	9.5667E-06	5.0411E-07	1.1002E-06	1.0285E-06	GF
Carpark Block Carpark	VOLUME	CPB_G062	830505.19	839355.61	18.0	2.0	0.47	14.5	6.74	2.0	9.5667E-06	5.0411E-07	1.1002E-06	1.0285E-06	GF
Carpark Block Carpark	VOLUME	CPB_G063	830506.16	839357.40	18.0	2.0	0.47	14.5	6.74	2.0	9.5667E-06	5.0411E-07	1.1002E-06	1.0285E-06	GF
Carpark Block Carpark	VOLUME	CPB_G064	830507.11	839359.09	18.0	2.0	0.47	14.5	6.74	2.0	9.5667E-06	5.0411E-07	1.1002E-06	1.0285E-06	GF
Carpark Block Carpark	VOLUME	CPB_G065	830508.54	839361.02	18.0	2.0	0.47	14.5	6.74	2.0	9.5667E-06	5.0411E-07	1.1002E-06	1.0285E-06	GF
Carpark Block Carpark	VOLUME	CPB_G066	830510.21	839362.32	18.0	2.0	0.47	14.5	6.74	2.0	9.5667E-06	5.0411E-07	1.1002E-06	1.0285E-06	GF
Carpark Block Carpark	VOLUME	CPB_G067	830512.14	839363.37	18.0	2.0	0.47	14.5	6.74	2.0	9.5667E-06	5.0411E-07	1.1002E-06	1.0285E-06	GF
Carpark Block Carpark	VOLUME	CPB_G068	830514.23	839363.99	18.0	2.0	0.47	14.5	6.74	2.0	9.5667E-06	5.0411E-07	1.1002E-06	1.0285E-06	GF

	Type	Source	Co-ordinate		Base Elevation	Length of Portal	Initial Lateral Dimension Coefficient σy	Building Height	Initial Vertical Dimension Coefficient σz	Release Height	Baseline Emission Rate				Remark
			X	Y							Res. NOx	NO_2	RSP	FSP	
		ID	(HK1980)	(HK1980)	(mPD)	(m)	(m)	(m)	(m)	(mAG)	(g/s)				
Carpark Block Carpark	VOLUME	CPB_G069	830516.59	839364.20	18.0	2.0	0.47	14.5	6.74	2.0	9.5667E-06	5.0411E-07	1.1002E-06	1.0285E-06	GF
Carpark Block Carpark	VOLUME	CPB_G070	830518.77	839364.00	18.0	2.0	0.47	14.5	6.74	2.0	9.5667E-06	5.0411E-07	1.1002E-06	1.0285E-06	GF
Carpark Block Carpark	VOLUME	CPB_G071	830520.74	839363.62	18.0	2.0	0.47	14.5	6.74	2.0	9.5667E-06	5.0411E-07	1.1002E-06	1.0285E-06	GF
Carpark Block Carpark	VOLUME	CPB_G072	830522.70	839363.25	18.0	2.0	0.47	14.5	6.74	2.0	9.5667E-06	5.0411E-07	1.1002E-06	1.0285E-06	GF
Carpark Block Carpark	VOLUME	CPB_G073	830524.66	839362.87	18.0	2.0	0.47	14.5	6.74	2.0	9.5667E-06	5.0411E-07	1.1002E-06	1.0285E-06	GF
Carpark Block Carpark	VOLUME	CPB_G074	830526.63	839362.49	18.0	2.0	0.47	14.5	6.74	2.0	9.5667E-06	5.0411E-07	1.1002E-06	1.0285E-06	GF
Carpark Block Carpark	VOLUME	CPB_G075	830528.59	839362.11	18.0	2.0	0.47	14.5	6.74	2.0	9.5667E-06	5.0411E-07	1.1002E-06	1.0285E-06	GF
Carpark Block Carpark	VOLUME	CPB_G076	830530.56	839361.73	18.0	2.0	0.47	14.5	6.74	2.0	9.5667E-06	5.0411E-07	1.1002E-06	1.0285E-06	GF
Carpark Block Carpark	VOLUME	CPB_G077	830532.52	839361.35	18.0	2.0	0.47	14.5	6.74	2.0	9.5667E-06	5.0411E-07	1.1002E-06	1.0285E-06	GF
Carpark Block Carpark	VOLUME	CPB_G078	830534.48	839360.97	18.0	2.0	0.47	14.5	6.74	2.0	9.5667E-06	5.0411E-07	1.1002E-06	1.0285E-06	GF
Carpark Block Carpark	VOLUME	CPB_G079	830536.45	839360.59	18.0	2.0	0.47	14.5	6.74	2.0	9.5667E-06	5.0411E-07	1.1002E-06	1.0285E-06	GF
Carpark Block Carpark	VOLUME	CPB_G080	830538.41	839360.21	18.0	2.0	0.47	14.5	6.74	2.0	9.5667E-06	5.0411E-07	1.1002E-06	1.0285E-06	GF
Carpark Block Carpark	VOLUME	CPB_G081	830540.37	839359.83	18.0	2.0	0.47	14.5	6.74	2.0	9.5667E-06	5.0411E-07	1.1002E-06	1.0285E-06	GF
Carpark Block Carpark	VOLUME	CPB_G082	830542.34	839359.45	18.0	2.0	0.47	14.5	6.74	2.0	9.5667E-06	5.0411E-07	1.1002E-06	1.0285E-06	GF
Carpark Block Carpark	VOLUME	CPB_G083	830544.30	839359.07	18.0	2.0	0.47	14.5	6.74	2.0	9.5667E-06	5.0411E-07	1.1002E-06	1.0285E-06	GF
Carpark Block Carpark	VOLUME	CPB_G084	830546.26	839358.69	18.0	2.0	0.47	14.5	6.74	2.0	9.5667E-06	5.0411E-07	1.1002E-06	1.0285E-06	GF
Carpark Block Carpark	VOLUME	CPB_G085	830548.23	839358.31	18.0	2.0	0.47	14.5	6.74	2.0	9.5667E-06	5.0411E-07	1.1002E-06	1.0285E-06	GF
Carpark Block Carpark	VOLUME	CPB_G086	830550.19	839357.93	18.0	2.0	0.47	14.5	6.74	2.0	9.5667E-06	5.0411E-07	1.1002E-06	1.0285E-06	GF
Carpark Block Carpark	VOLUME	CPB_G087	830552.16	839357.55	18.0	2.0	0.47	14.5	6.74	2.0	9.5667E-06	5.0411E-07	1.1002E-06	1.0285E-06	GF
Carpark Block Carpark	VOLUME	CPB_G088	830554.12	839357.17	18.0	2.0	0.47	14.5	6.74	2.0	9.5667E-06	5.0411E-07	1.1002E-06	1.0285E-06	GF
Carpark Block Carpark	VOLUME	CPB_G089	830556.08	839356.79	18.0	2.0	0.47	14.5	6.74	2.0	9.5667E-06	5.0411E-07	1.1002E-06	1.0285E-06	GF
Carpark Block Carpark	VOLUME	CPB_G090	830558.05	839356.41	18.0	2.0	0.47	14.5	6.74	2.0	9.5667E-06	5.0411E-07	1.1002E-06	1.0285E-06	GF
Carpark Block Carpark	VOLUME	CPB_G091	830560.05	839356.03	18.0	2.0	0.47	14.5	6.74	2.0	9.5667E-06	5.0411E-07	1.1002E-06	1.0285E-06	GF
Carpark Block Carpark	VOLUME	CPB_G092	830562.01	839355.65	18.0	2.0	0.47	14.5	6.74	2.0	9.5667E-06	5.0411E-07	1.1002E-06	1.0285E-06	GF
Carpark Block Carpark	VOLUME	CPB_G093	830563.97	839355.27	18.0	2.0	0.47	14.5	6.74	2.0	9.5667E-06	5.0411E-07	1.1002E-06	1.0285E-06	GF
Carpark Block Carpark	VOLUME	CPB_G094	830565.94	839354.89	18.0	2.0	0.47	14.5	6.74	2.0	9.5667E-06	5.0411E-07	1.1002E-06	1.0285E-06	GF
Carpark Block Carpark	VOLUME	CPB_G095	830567.90	839354.51	18.0	2.0	0.47	14.5	6.74	2.0	9.5667E-06	5.0411E-07	1.1002E-06	1.0285E-06	GF
Carpark Block Carpark	VOLUME	CPB_G096	830569.87	839354.13	18.0	2.0	0.47	14.5	6.74	2.0	9.5667E-06	5.0411E-07	1.1002E-06	1.0285E-06	GF
Carpark Block Carpark	VOLUME	CPB_G097	830571.83	839353.75	18.0	2.0	0.47	14.5	6.74	2.0	9.5667E-06	5.0411E-07	1.1002E-06	1.0285E-06	GF
Carpark Block Carpark	VOLUME	CPB_G098	830573.79	839353.37	18.0	2.0	0.47	14.5	6.74	2.0	9.5667E-06	5.0411E-07	1.1002E-06	1.0285E-06	GF
Carpark Block Carpark	VOLUME	CPB_G099	830575.76	839352.99	18.0	2.0	0.47	14.5	6.74	2.0	9.5667E-06	5.0411E-07	1.1002E-06	1.0285E-06	GF
Carpark Block Carpark	VOLUME	CPB_G100	830577.72	839352.61	18.0	2.0	0.47	14.5	6.74	2.0	9.5667E-06	5.0411E-07	1.1002E-06	1.0285E-06	GF
Carpark Block Carpark	VOLUME	CPB_G101	830579.68	839352.23	18.0	2.0	0.47	14.5	6.74	2.0	9.5667E-06	5.0411E-07	1.1002E-06	1.0285E-06	GF
Carpark Block Carpark	VOLUME	CPB_G102	830581.65	839351.85	18.0	2.0	0.47	14.5	6.74	2.0	9.5667E-06	5.0411E-07	1.1002E-06	1.0285E-06	GF
Carpark Block Carpark	VOLUME	CPB_G103	830583.61	839351.47	18.0	2.0	0.47	14.5	6.74	2.0	9.5667E-06	5.0411E-07	1.1002E-06	1.0285E-06	GF
Carpark Block Carpark	VOLUME	CPB_G104	830585.58	839351.09	18.0	2.0	0.47	14.5	6.74	2.0	9.5667E-06	5.0411E-07	1.1002E-06	1.0285E-06	GF
Carpark Block Carpark	VOLUME	CPB_G105	830587.55	839350.75	18.0	2.0	0.47	14.5	6.74	2.0	9.5667E-06	5.0411E-07	1.1002E-06	1.0285E-06	GF
Carpark Block Carpark	VOLUME	CPB_G106	830589.51	839350.37	18.0	2.0	0.47	14.5	6.74	2.0	9.5667E-06	5.0411E-07	1.1002E-06	1.0285E-06	GF
Carpark Block Carpark	VOLUME	CPB_G107	830591.47	839349.99	18.0	2.0	0.47	14.5	6.74	2.0	9.5667E-06	5.0411E-07	1.1002E-06	1.0285E-06	GF
Carpark Block Carpark	VOLUME	CPB_G108	830593.44	839349.61	18.0	2.0	0.47	14.5	6.74	2.0	9.5667E-06	5.0411E-07	1.1002E-06	1.0285E-06	GF
Carpark Block Carpark	VOLUME	CPB_G109	830595.40	839349.24	18.0	2.0	0.47	14.5	6.74	2.0	9.5667E-06	5.0411E-07	1.1002E-06	1.0285E-06	GF
Carpark Block Carpark	VOLUME	CPB_G110	830597.36	839348.86	18.0	2.0	0.47	14.5	6.74	2.0	9.5667E-06	5.0411E-07	1.1002E-06	1.0285E-06	GF
Carpark Block Carpark	VOLUME	CPB_G111	830599.33	839348.48	18.0	2.0	0.47	14.5	6.74	2.0	9.5667E-06	5.0411E-07	1.1002E-06	1.0285E-06	GF
Carpark Block Carpark	VOLUME	CPB_G112	830601.29	839348.10	18.0	2.0	0.47	14.5	6.74	2.0	9.5667E-06	5.0411E-07	1.1002E-06	1.0285E-06	GF
Carpark Block Carpark	VOLUME	CPB_G113	830603.26	839347.72	18.0	2.0	0.47	14.5	6.74	2.0	9.5667E-06	5.0411E-07	1.1002E-06	1.0285E-06	GF
Carpark Block Carpark	VOLUME	CPB_G114	830605.22	839347.34	18.0	2.0	0.47	14.5	6.74	2.0	9.5667E-06	5.0411E-07	1.1002E-06	1.0285E-06	GF
Carpark Block Carpark	VOLUME	CPB_G115	830607.18	839346.96	18.0	2.0	0.47	14.5	6.74	2.0	9.5667E-06	5.0411E-07	1.1002E-06	1.0285E-06	GF
Carpark Block Carpark	VOLUME	CPB_G116	830609.15	839346.58	18.0	2.0	0.47	14.5	6.74	2.0	9.5667E-06	5.0411E-07	1.1002E-06	1.0285E-06	GF
Carpark Block Carpark	VOLUME	CPB_G117	830611.11	839346.20	18.0	2.0	0.47	14.5	6.74	2.0	9.5667E-06	5.0411E-07	1.1002E-06	1.0285E-06	GF
Carpark Block Carpark	VOLUME	CPB_G118	830613.07	839345.82	18.0	2.0	0.47	14.5	6.74	2.0	9.5667E-06	5.0411E-07	1.1002E-06	1.0285E-06	GF
Carpark Block Carpark	VOLUME	CPB_G119	830615.04	839345.48	18.0	2.0	0.47	14.5	6.74	2.0	9.5667E-06	5.0411E-07	1.1002E-06	1.0285E-06	GF
Carpark Block Carpark	VOLUME	CPB_G120	830617.01	839345.10	18.0	2.0	0.47	14.5	6.74	2.0	9.5667E-06	5.0411E-07	1.1002E-06	1.0285E-06	GF
Carpark Block Carpark	VOLUME	CPB_G121	830618.97	839344.72	18.0	2.0	0.47	14.5	6.74	2.0	9.5667E-06	5.0411E-07	1.1002E-06	1.0285E-06	GF
Carpark Block Carpark	VOLUME	CPB_G122	830620.94	839344.34	18.0	2.0	0.47	14.5	6.74	2.0	9.5667E-06	5.0411E-07	1.1002E-06	1.0285E-06	GF
Carpark Block Carpark	VOLUME	CPB_G123	830622.90	839343.96	18.0	2.0	0.47	14.5	6.74	2.0	9.5667E-06	5.0411E-07	1.1002E-06	1.0285E-06	GF
Carpark Block Carpark	VOLUME	CPB_G124	830624.86	839343.58	18.0	2.0	0.47	14.5	6.74	2.0	9.5667E-06	5.0411E-07	1.1002E-06	1.0285E-06	GF
Carpark Block Carpark	VOLUME	CPB_G125	830626.83	839343.20	18.0	2.0	0.47	14.5	6.74	2.0	9.5667E-06	5.0411E-07	1.1002E-06	1.0285E-06	GF
Carpark Block Carpark	VOLUME	CPB_G126	830628.78	839342.84	18.0	2.0	0.47	14.5	6.74	2.0	9.5667E-06	5.0411E-07	1.1002E-06	1.0285E-06	GF

	Type	Source	Co-ordinate		Base Elevation	Length of Portal	Initial Lateral Dimension Coefficient σy	Building Height	Initial Vertical Dimension Coefficient σz	Release Height	Baseline Emission Rate				Remark
			X	Y							Res. NOx	NO_2	RSP	FSP	
		ID	(HK1980)	(HK1980)	(mPD)	(m)	(m)	(m)	(m)	(mAG)	(g/s)				
Carpark Block Carpark	VOLUME	CPB_G127	830630.32	839342.18	18.0	2.0	0.47	14.5	6.74	2.0	9.5667E-06	5.0411E-07	1.1002E-06	1.0285E-06	GF
Carpark Block Carpark	VOLUME	CPB_G128	830630.74	839342.47	18.0	2.0	0.47	14.5	6.74	2.0	9.5667E-06	5.0411E-07	1.1002E-06	1.0285E-06	GF
Carpark Block Carpark	VOLUME	CPB_G129	830632.91	839340.97	18.0	2.0	0.47	14.5	6.74	2.0	9.5667E-06	5.0411E-07	1.1002E-06	1.0285E-06	GF
Carpark Block Carpark	VOLUME	CPB_G130	830633.91	839339.09	18.0	2.0	0.47	14.5	6.74	2.0	9.5667E-06	5.0411E-07	1.1002E-06	1.0285E-06	GF
Carpark Block Carpark	VOLUME	CPB_G131	830634.72	839337.26	18.0	2.0	0.47	14.5	6.74	2.0	9.5667E-06	5.0411E-07	1.1002E-06	1.0285E-06	GF
Carpark Block Carpark	VOLUME	CPB_G132	830635.54	839335.43	18.0	2.0	0.47	14.5	6.74	2.0	9.5667E-06	5.0411E-07	1.1002E-06	1.0285E-06	GF
Carpark Block Carpark	VOLUME	CPB_G133	830636.34	839333.59	18.0	2.0	0.47	14.5	6.74	2.0	9.5667E-06	5.0411E-07	1.1002E-06	1.0285E-06	GF
Carpark Block Carpark	VOLUME	CPB_G134	830637.15	839331.75	18.0	2.0	0.47	14.5	6.74	2.0	9.5667E-06	5.0411E-07	1.1002E-06	1.0285E-06	GF
Carpark Block Carpark	VOLUME	CPB_G135	830637.30	839329.17	18.0	2.0	0.47	14.5	6.74	2.0	9.5667E-06	5.0411E-07	1.1002E-06	1.0285E-06	GF
Carpark Block Carpark	VOLUME	CPB_G136	830636.71	839327.25	18.0	2.0	0.47	14.5	6.74	2.0	9.5667E-06	5.0411E-07	1.1002E-06	1.0285E-06	GF
Carpark Block Carpark	VOLUME	CPB_G137	830635.60	839325.17	18.0	2.0	0.47	14.5	6.74	2.0	9.5667E-06	5.0411E-07	1.1002E-06	1.0285E-06	GF
Carpark Block Carpark	VOLUME	CPB_G138	830633.47	839323.84	18.0	2.0	0.47	14.5	6.74	2.0	9.5667E-06	5.0411E-07	1.1002E-06	1.0285E-06	GF
Carpark Block Carpark	VOLUME	CPB_G139	830631.66	839322.99	18.0	2.0	0.47	14.5	6.74	2.0	9.5667E-06	5.0411E-07	1.1002E-06	1.0285E-06	GF
Carpark Block Carpark	VOLUME	CPB_G140	830629.85	839322.14	18.0	2.0	0.47	14.5	6.74	2.0	9.5667E-06	5.0411E-07	1.1002E-06	1.0285E-06	GF
Carpark Block Carpark	VOLUME	CPB_G141	830628.04	839321.29	18.0	2.0	0.47	14.5	6.74	2.0	9.5667E-06	5.0411E-07	1.1002E-06	1.0285E-06	GF
Carpark Block Carpark	VOLUME	CPB_G142	830626.18	839319.84	18.0	2.0	0.47	14.5	6.74	2.0	9.5667E-06	5.0411E-07	1.1002E-06	1.0285E-06	GF
Carpark Block Carpark	VOLUME	CPB_G143	830624.72	839318.32	18.0	2.0	0.47	14.5	6.74	2.0	9.5667E-06	5.0411E-07	1.1002E-06	1.0285E-06	GF
Carpark Block Carpark	VOLUME	CPB_G144	830623.46	839316.54	18.0	2.0	0.47	14.5	6.74	2.0	9.5667E-06	5.0411E-07	1.1002E-06	1.0285E-06	GF
Carpark Block Carpark	VOLUME	CPB_G145	830622.53	839314.62	18.0	2.0	0.47	14.5	6.74	2.0	9.5667E-06	5.0411E-07	1.1002E-06	1.0285E-06	GF
Carpark Block Carpark	VOLUME	CPB_G146	830621.89	839312.58	18.0	2.0	0.47	14.5	6.74	2.0	9.5667E-06	5.0411E-07	1.1002E-06	1.0285E-06	GF
Carpark Block Carpark	VOLUME	CPB_G147	830621.60	839310.41	18.0	2.0	0.47	14.5	6.74	2.0	9.5667E-06	5.0411E-07	1.1002E-06	1.0285E-06	GF
Carpark Block Carpark	VOLUME	CPB_G148	830621.64	839308.31	18.0	2.0	0.47	14.5	6.74	2.0	9.5667E-06	5.0411E-07	1.1002E-06	1.0285E-06	GF
Carpark Block Carpark	VOLUME	CPB_G149	830621.97	839306.17	18.0	2.0	0.47	14.5	6.74	2.0	9.5667E-06	5.0411E-07	1.1002E-06	1.0285E-06	GF
Carpark Block Carpark	VOLUME	CPB_G150	830622.09	839303.82	18.0	2.0	0.47	14.5	6.74	2.0	9.5667E-06	5.0411E-07	1.1002E-06	1.0285E-06	GF
Carpark Block Carpark	VOLUME	CPB_G151	830609.26	839289.45	18.0	2.0	0.47	14.5	6.74	2.0	9.5667E-06	5.0411E-07	1.1002E-06	1.0285E-06	GF
Carpark Block Carpark	VOLUME	CPB_G152	830607.85	839288.04	18.0	2.0	0.47	14.5	6.74	2.0	9.5667E-06	5.0411E-07	1.1002E-06	1.0285E-06	GF
Carpark Block Carpark	VOLUME	CPB_G153	830606.44	839286.62	18.0	2.0	0.47	14.5	6.74	2.0	9.5667E-06	5.0411E-07	1.1002E-06	1.0285E-06	GF
Carpark Block Carpark	VOLUME	CPB_G154	830605.02	839285.20	18.0	2.0	0.47	14.5	6.74	2.0	9.5667E-06	5.0411E-07	1.1002E-06	1.0285E-06	GF
Carpark Block Carpark	VOLUME	CPB_G155	830603.62	839283.79	18.0	2.0	0.47	14.5	6.74	2.0	9.5667E-06	5.0411E-07	1.1002E-06	1.0285E-06	GF
Carpark Block Carpark	VOLUME	CPB_G156	830602.21	839282.37	18.0	2.0	0.47	14.5	6.74	2.0	9.5667E-06	5.0411E-07	1.1002E-06	1.0285E-06	GF
Carpark Block Carpark	VOLUME	CPB_G157	830600.79	839280.95	18.0	2.0	0.47	14.5	6.74	2.0	9.5667E-06	5.0411E-07	1.1002E-06	1.0285E-06	GF
Carpark Block Carpark	VOLUME	CPB_G158	830599.38	839279.54	18.0	2.0	0.47	14.5	6.74	2.0	9.5667E-06	5.0411E-07	1.1002E-06	1.0285E-06	GF
Carpark Block Carpark	VOLUME	CPB_G159	830597.96	839278.11	18.0	2.0	0.47	14.5	6.74	2.0	9.5667E-06	5.0411E-07	1.1002E-06	1.0285E-06	GF
Carpark Block Carpark	VOLUME	CPB_G160	830596.56	839276.71	18.0	2.0	0.47	14.5	6.74	2.0	9.5667E-06	5.0411E-07	1.1002E-06	1.0285E-06	GF
Carpark Block Carpark	VOLUME	CPB_G161	830595.15	839275.29	18.0	2.0	0.47	14.5	6.74	2.0	9.5667E-06	5.0411E-07	1.1002E-06	1.0285E-06	GF
Carpark Block Carpark	VOLUME	CPB_G162	830593.74	839273.87	18.0	2.0	0.47	14.5	6.74	2.0	9.5667E-06	5.0411E-07	1.1002E-06	1.0285E-06	GF
Carpark Block Carpark	VOLUME	CPB_G163	830592.33	839272.46	18.0	2.0	0.47	14.5	6.74	2.0	9.5667E-06	5.0411E-07	1.1002E-06	1.0285E-06	GF
Carpark Block Carpark	VOLUME	CPB_G164	830590.85	839270.97	18.0	2.0	0.47	14.5	6.74	2.0	9.5667E-06	5.0411E-07	1.1002E-06	1.0285E-06	GF
Carpark Block Carpark	VOLUME	CPB_G165	830589.47	839269.45	18.0	2.0	0.47	14.5	6.74	2.0	9.5667E-06	5.0411E-07	1.1002E-06	1.0285E-06	GF
Carpark Block Carpark	VOLUME	CPB_G166	830588.23	839267.80	18.0	2.0	0.47	14.5	6.74	2.0	9.5667E-06	5.0411E-07	1.1002E-06	1.0285E-06	GF
Carpark Block Carpark	VOLUME	CPB_G167	830587.08	839265.86	18.0	2.0	0.47	14.5	6.74	2.0	9.5667E-06	5.0411E-07	1.1002E-06	1.0285E-06	GF
Carpark Block Carpark	VOLUME	CPB_G168	830586.19	839264.12	18.0	2.0	0.47	14.5	6.74	2.0	9.5667E-06	5.0411E-07	1.1002E-06	1.0285E-06	GF
Carpark Block Carpark	VOLUME	CPB_G169	830585.42	839262.08	18.0	2.0	0.47	14.5	6.74	2.0	9.5667E-06	5.0411E-07	1.1002E-06	1.0285E-06	GF
Carpark Block Carpark	VOLUME	CPB_1001	830546.78	839230.09	18.0	2.0	0.47	14.5	6.74	8.5	9.5667E-06	5.0411E-07	1.1002E-06	1.0285E-06	1F
Carpark Block Carpark	VOLUME	CPB_1002	830544.77	839229.41	18.0	2.0	0.47	14.5	6.74	8.5	9.5667E-06	5.0411E-07	1.1002E-06	1.0285E-06	1F
Carpark Block Carpark	VOLUME	CPB_1003	830542.83	839228.91	18.0	2.0	0.47	14.5	6.74	8.5	9.5667E-06	5.0411E-07	1.1002E-06	1.0285E-06	1F
Carpark Block Carpark	VOLUME	CPB_1004	830540.77	839228.49	18.0	2.0	0.47	14.5	6.74	8.5	9.5667E-06	5.0411E-07	1.1002E-06	1.0285E-06	1F
Carpark Block Carpark	VOLUME	CPB_1005	830538.75	839228.22	18.0	2.0	0.47	14.5	6.74	8.5	9.5667E-06	5.0411E-07	1.1002E-06	1.0285E-06	1F
Carpark Block Carpark	VOLUME	CPB_1006	830536.64	839228.10	18.0	2.0	0.47	14.5	6.74	8.5	9.5667E-06	5.0411E-07	1.1002E-06	1.0285E-06	1F
Carpark Block Carpark	VOLUME	CPB_1007	830534.64	839228.10	18.0	2.0	0.47	14.5	6.74	8.5	9.5667E-06	5.0411E-07	1.1002E-06	1.0285E-06	1F
Carpark Block Carpark	VOLUME	CPB_1008	830532.64	839228.10	18.0	2.0	0.47	14.5	6.74	8.5	9.5667E-06	5.0411E-07	1.1002E-06	1.0285E-06	1F
Carpark Block Carpark	VOLUME	CPB_1009	830530.64	839228.10	18.0	2.0	0.47	14.5	6.74	8.5	9.5667E-06	5.0411E-07	1.1002E-06	1.0285E-06	1F
Carpark Block Carpark	VOLUME	CPB_1010	830528.64	839228.10	18.0	2.0	0.47	14.5	6.74	8.5	9.5667E-06	5.0411E-07	1.1002E-06	1.0285E-06	1F
Carpark Block Carpark	VOLUME	CPB_1011	830526.64	839228.10	18.0	2.0	0.47	14.5	6.74	8.5	9.5667E-06	5.0411E-07	1.1002E-06	1.0285E-06	1F
Carpark Block Carpark	VOLUME	CPB_1012	830524.64	839228.11	18.0	2.0	0.47	14.5	6.74	8.5	9.5667E-06	5.0411E-07	1.1002E-06	1.0285E-06	1F
Carpark Block Carpark	VOLUME	CPB_1013	830522.64	839228.11	18.0	2.0	0.47	14.5	6.74	8.5	9.5667E-06	5.0411E-07	1.1002E-06	1.0285E-06	1F
Carpark Block Carpark	VOLUME	CPB_1014	830520.64	839228.11	18.0	2.0	0.47	14.5	6.74	8.5	9.5667E-06	5.0411E-07	1.1002E-06	1.0285E-06	1F
Carpark Block Carpark	VOLUME	CPB_1015	830518.64	839228.11	18.0	2.0	0.47	14.5	6.74	8.5	9.5667E-06	5.0411E-07	1.1002E-06	1.0285E-06	1F

	Type	Source	Co-ordinate		Base Elevation	Length of Portal	Initial Lateral Dimension Coefficient σy	Building Height	Initial Vertical Dimension Coefficient σz	Release Height	Baseline Emission Rate				Remark
			X	Y							Res. NOx	NO_2	RSP	FSP	
		ID	(HK1980)	(HK1980)	(mPD)	(m)	(m)	(m)	(m)	(mAG)	(g/s)				
Carpark Block Carpark	VOLUME	CPB_1016	830516.62	839228.13	18.0	2.0	0.47	14.5	6.74	8.5	9.5667E-06	5.0411E-07	1.1002E-06	1.0285E-06	1F
Carpark Block Carpark	VOLUME	CPB_1017	830514.30	839228.71	18.0	2.0	0.47	14.5	6.74	8.5	9.5667E-06	5.0411E-07	1.1002E-06	1.0285E-06	1F
Carpark Block Carpark	VOLUME	CPB_1018	830512.51	839229.61	18.0	2.0	0.47	14.5	6.74	8.5	9.5667E-06	5.0411E-07	1.1002E-06	1.0285E-06	1F
Carpark Block Carpark	VOLUME	CPB_1019	830510.66	839231.03	18.0	2.0	0.47	14.5	6.74	8.5	9.5667E-06	5.0411E-07	1.1002E-06	1.0285E-06	1F
Carpark Block Carpark	VOLUME	CPB_1020	830509.32	839232.51	18.0	2.0	0.47	14.5	6.74	8.5	9.5667E-06	5.0411E-07	1.1002E-06	1.0285E-06	1F
Carpark Block Carpark	VOLUME	CPB_1021	830507.98	839234.00	18.0	2.0	0.47	14.5	6.74	8.5	9.5667E-06	5.0411E-07	1.1002E-06	1.0285E-06	1F
Carpark Block Carpark	VOLUME	CPB_1022	830506.64	839235.48	18.0	2.0	0.47	14.5	6.74	8.5	9.5667E-06	5.0411E-07	1.1002E-06	1.0285E-06	1F
Carpark Block Carpark	VOLUME	CPB_1023	830505.30	839236.97	18.0	2.0	0.47	14.5	6.74	8.5	9.5667E-06	5.0411E-07	1.1002E-06	1.0285E-06	1F
Carpark Block Carpark	VOLUME	CPB_1024	830503.96	839238.45	18.0	2.0	0.47	14.5	6.74	8.5	9.5667E-06	5.0411E-07	1.1002E-06	1.0285E-06	1F
Carpark Block Carpark	VOLUME	CPB_1025	830502.62	839240.01	18.0	2.0	0.47	14.5	6.74	8.5	9.5667E-06	5.0411E-07	1.1002E-06	1.0285E-06	1F
Carpark Block Carpark	VOLUME	CPB_1026	830501.28	839241.48	18.0	2.0	0.47	14.5	6.74	8.5	9.5667E-06	5.0411E-07	1.1002E-06	1.0285E-06	1F
Carpark Block Carpark	VOLUME	CPB_1027	830499.98	839242.91	18.0	2.0	0.47	14.5	6.74	8.5	9.5667E-06	5.0411E-07	1.1002E-06	1.0285E-06	1F
Carpark Block Carpark	VOLUME	CPB_1028	830498.60	839244.39	18.0	2.0	0.47	14.5	6.74	8.5	9.5667E-06	5.0411E-07	1.1002E-06	1.0285E-06	1F
Carpark Block Carpark	VOLUME	CPB_1029	830497.24	839246.13	18.0	2.0	0.47	14.5	6.74	8.5	9.5667E-06	5.0411E-07	1.1002E-06	1.0285E-06	1F
Carpark Block Carpark	VOLUME	CPB_1030	830480.62	839297.36	18.0	2.0	0.47	14.5	6.74	8.5	9.5667E-06	5.0411E-07	1.1002E-06	1.0285E-06	1F
Carpark Block Carpark	VOLUME	CPB_1031	830479.55	839299.30	18.0	2.0	0.47	14.5	6.74	8.5	9.5667E-06	5.0411E-07	1.1002E-06	1.0285E-06	1F
Carpark Block Carpark	VOLUME	CPB_1032	830478.98	839301.46	18.0	2.0	0.47	14.5	6.74	8.5	9.5667E-06	5.0411E-07	1.1002E-06	1.0285E-06	1F
Carpark Block Carpark	VOLUME	CPB_1033	830478.82	839303.58	18.0	2.0	0.47	14.5	6.74	8.5	9.5667E-06	5.0411E-07	1.1002E-06	1.0285E-06	1F
Carpark Block Carpark	VOLUME	CPB_1034	830479.39	839305.93	18.0	2.0	0.47	14.5	6.74	8.5	9.5667E-06	5.0411E-07	1.1002E-06	1.0285E-06	1F
Carpark Block Carpark	VOLUME	CPB_1035	830480.31	839307.71	18.0	2.0	0.47	14.5	6.74	8.5	9.5667E-06	5.0411E-07	1.1002E-06	1.0285E-06	1F
Carpark Block Carpark	VOLUME	CPB_1036	830481.23	839309.48	18.0	2.0	0.47	14.5	6.74	8.5	9.5667E-06	5.0411E-07	1.1002E-06	1.0285E-06	1F
Carpark Block Carpark	VOLUME	CPB_1037	830482.16	839311.26	18.0	2.0	0.47	14.5	6.74	8.5	9.5667E-06	5.0411E-07	1.1002E-06	1.0285E-06	1F
Carpark Block Carpark	VOLUME	CPB_1038	830483.08	839313.03	18.0	2.0	0.47	14.5	6.74	8.5	9.5667E-06	5.0411E-07	1.1002E-06	1.0285E-06	1F
Carpark Block Carpark	VOLUME	CPB_1039	830484.00	839314.81	18.0	2.0	0.47	14.5	6.74	8.5	9.5667E-06	5.0411E-07	1.1002E-06	1.0285E-06	1F
Carpark Block Carpark	VOLUME	CPB_1040	830484.93	839316.58	18.0	2.0	0.47	14.5	6.74	8.5	9.5667E-06	5.0411E-07	1.1002E-06	1.0285E-06	1F
Carpark Block Carpark	VOLUME	CPB_1041	830485.85	839318.36	18.0	2.0	0.47	14.5	6.74	8.5	9.5667E-06	5.0411E-07	1.1002E-06	1.0285E-06	1F
Carpark Block Carpark	VOLUME	CPB_1042	830486.77	839320.13	18.0	2.0	0.47	14.5	6.74	8.5	9.5667E-06	5.0411E-07	1.1002E-06	1.0285E-06	1F
Carpark Block Carpark	VOLUME	CPB_1043	830487.70	839321.90	18.0	2.0	0.47	14.5	6.74	8.5	9.5667E-06	5.0411E-07	1.1002E-06	1.0285E-06	1F
Carpark Block Carpark	VOLUME	CPB_1044	830488.62	839323.68	18.0	2.0	0.47	14.5	6.74	8.5	9.5667E-06	5.0411E-07	1.1002E-06	1.0285E-06	1F
Carpark Block Carpark	VOLUME	CPB_1045	830489.54	839325.45	18.0	2.0	0.47	14.5	6.74	8.5	9.5667E-06	5.0411E-07	1.1002E-06	1.0285E-06	1F
Carpark Block Carpark	VOLUME	CPB_1046	830490.47	839327.23	18.0	2.0	0.47	14.5	6.74	8.5	9.5667E-06	5.0411E-07	1.1002E-06	1.0285E-06	1F
Carpark Block Carpark	VOLUME	CPB_1047	830491.39	839329.00	18.0	2.0	0.47	14.5	6.74	8.5	9.5667E-06	5.0411E-07	1.1002E-06	1.0285E-06	1F
Carpark Block Carpark	VOLUME	CPB_1048	830492.31	839330.78	18.0	2.0	0.47	14.5	6.74	8.5	9.5667E-06	5.0411E-07	1.1002E-06	1.0285E-06	1F
Carpark Block Carpark	VOLUME	CPB_1049	830493.24	839332.55	18.0	2.0	0.47	14.5	6.74	8.5	9.5667E-06	5.0411E-07	1.1002E-06	1.0285E-06	1F
Carpark Block Carpark	VOLUME	CPB_1050	830494.16	839334.33	18.0	2.0	0.47	14.5	6.74	8.5	9.5667E-06	5.0411E-07	1.1002E-06	1.0285E-06	1F
Carpark Block Carpark	VOLUME	CPB_1051	830495.08	839336.10	18.0	2.0	0.47	14.5	6.74	8.5	9.5667E-06	5.0411E-07	1.1002E-06	1.0285E-06	1F
Carpark Block Carpark	VOLUME	CPB_1052	830496.01	839337.88	18.0	2.0	0.47	14.5	6.74	8.5	9.5667E-06	5.0411E-07	1.1002E-06	1.0285E-06	1F
Carpark Block Carpark	VOLUME	CPB_1053	830496.93	839339.65	18.0	2.0	0.47	14.5	6.74	8.5	9.5667E-06	5.0411E-07	1.1002E-06	1.0285E-06	1F
Carpark Block Carpark	VOLUME	CPB_1054	830497.85	839341.43	18.0	2.0	0.47	14.5	6.74	8.5	9.5667E-06	5.0411E-07	1.1002E-06	1.0285E-06	1F
Carpark Block Carpark	VOLUME	CPB_1055	830498.78	839343.20	18.0	2.0	0.47	14.5	6.74	8.5	9.5667E-06	5.0411E-07	1.1002E-06	1.0285E-06	1F
Carpark Block Carpark	VOLUME	CPB_1056	830499.70	839344.98	18.0	2.0	0.47	14.5	6.74	8.5	9.5667E-06	5.0411E-07	1.1002E-06	1.0285E-06	1F
Carpark Block Carpark	VOLUME	CPB_1057	830500.62	839346.75	18.0	2.0	0.47	14.5	6.74	8.5	9.5667E-06	5.0411E-07	1.1002E-06	1.0285E-06	1F
Carpark Block Carpark	VOLUME	CPB_1058	830501.55	839348.53	18.0	2.0	0.47	14.5	6.74	8.5	9.5667E-06	5.0411E-07	1.1002E-06	1.0285E-06	1F
Carpark Block Carpark	VOLUME	CPB_1059	830502.47	839350.30	18.0	2.0	0.47	14.5	6.74	8.5	9.5667E-06	5.0411E-07	1.1002E-06	1.0285E-06	1F
Carpark Block Carpark	VOLUME	CPB_1060	830503.39	839352.07	18.0	2.0	0.47	14.5	6.74	8.5	9.5667E-06	5.0411E-07	1.1002E-06	1.0285E-06	1F
Carpark Block Carpark	VOLUME	CPB_1061	830504.32	839353.85	18.0	2.0	0.47	14.5	6.74	8.5	9.5667E-06	5.0411E-07	1.1002E-06	1.0285E-06	1F
Carpark Block Carpark	VOLUME	CPB_1062	830505.19	839355.61	18.0	2.0	0.47	14.5	6.74	8.5	9.5667E-06	5.0411E-07	1.1002E-06	1.0285E-06	1F
Carpark Block Carpark	VOLUME	CPB_1063	830506.16	839357.40	18.0	2.0	0.47	14.5	6.74	8.5	9.5667E-06	5.0411E-07	1.1002E-06	1.0285E-06	1F
Carpark Block Carpark	VOLUME	CPB_1064	830507.11	839359.09	18.0	2.0	0.47	14.5	6.74	8.5	9.5667E-06	5.0411E-07	1.1002E-06	1.0285E-06	1F
Carpark Block Carpark	VOLUME	CPB_1065	830508.54	839361.02	18.0	2.0	0.47	14.5	6.74	8.5	9.5667E-06	5.0411E-07	1.1002E-06	1.0285E-06	1F
Carpark Block Carpark	VOLUME	CPB_1066	830510.21	839362.32	18.0	2.0	0.47	14.5	6.74	8.5	9.5667E-06	5.0411E-07	1.1002E-06	1.0285E-06	1F
Carpark Block Carpark	VOLUME	CPB_1067	830512.14	839363.37	18.0	2.0	0.47	14.5	6.74	8.5	9.5667E-06	5.0411E-07	1.1002E-06	1.0285E-06	1F
Carpark Block Carpark	VOLUME	CPB_1068	830514.23	839363.99	18.0	2.0	0.47	14.5	6.74	8.5	9.5667E-06	5.0411E-07	1.1002E-06	1.0285E-06	1F
Carpark Block Carpark	VOLUME	CPB_1069	830516.59	839364.20	18.0	2.0	0.47	14.5	6.74	8.5	9.5667E-06	5.0411E-07	1.1002E-06	1.0285E-06	1F
Carpark Block Carpark	VOLUME	CPB_1070	830518.77	839364.00	18.0	2.0	0.47	14.5	6.74	8.5	9.5667E-06	5.0411E-07	1.1002E-06	1.0285E-06	1F
Carpark Block Carpark	VOLUME	CPB_1071	830520.74	839363.62	18.0	2.0	0.47	14.5	6.74	8.5	9.5667E-06	5.0411E-07	1.1002E-06	1.0285E-06	1F
Carpark Block Carpark	VOLUME	CPB_1072	830522.70	839363.25	18.0	2.0	0.47	14.5	6.74	8.5	9.5667E-06	5.0411E-07	1.1002E-06	1.0285E-06	1F
Carpark Block Carpark	VOLUME	CPB_1073	830524.66	839362.87	18.0	2.0	0.47	14.5	6.74	8.5	9.5667E-06	5.0411E-07	1.1002E-06	1.0285E-06	1F

	Type	Source	Co-ordinate		Base Elevation	Length of Portal	Initial Lateral Dimension Coefficient σy	Building Height	Initial Vertical Dimension Coefficient σz	Release Height	Baseline Emission Rate				Remark
			X	Y							Res. NOx	NO_2	RSP	FSP	
		ID	(HK1980)	(HK1980)	(mPD)	(m)	(m)	(m)	(m)	(mAG)	(g/s)				
Carpark Block Carpark	VOLUME	CPB_1074	830526.63	839362.49	18.0	2.0	0.47	14.5	6.74	8.5	9.5667E-06	5.0411E-07	1.1002E-06	1.0285E-06	1F
Carpark Block Carpark	VOLUME	CPB_1075	830528.59	839362.11	18.0	2.0	0.47	14.5	6.74	8.5	9.5667E-06	5.0411E-07	1.1002E-06	1.0285E-06	1F
Carpark Block Carpark	VOLUME	CPB_1076	830530.56	839361.73	18.0	2.0	0.47	14.5	6.74	8.5	9.5667E-06	5.0411E-07	1.1002E-06	1.0285E-06	1F
Carpark Block Carpark	VOLUME	CPB_1077	830532.52	839361.35	18.0	2.0	0.47	14.5	6.74	8.5	9.5667E-06	5.0411E-07	1.1002E-06	1.0285E-06	1F
Carpark Block Carpark	VOLUME	CPB_1078	830534.48	839360.97	18.0	2.0	0.47	14.5	6.74	8.5	9.5667E-06	5.0411E-07	1.1002E-06	1.0285E-06	1F
Carpark Block Carpark	VOLUME	CPB_1079	830536.45	839360.59	18.0	2.0	0.47	14.5	6.74	8.5	9.5667E-06	5.0411E-07	1.1002E-06	1.0285E-06	1F
Carpark Block Carpark	VOLUME	CPB_1080	830538.41	839360.21	18.0	2.0	0.47	14.5	6.74	8.5	9.5667E-06	5.0411E-07	1.1002E-06	1.0285E-06	1F
Carpark Block Carpark	VOLUME	CPB_1081	830540.37	839359.83	18.0	2.0	0.47	14.5	6.74	8.5	9.5667E-06	5.0411E-07	1.1002E-06	1.0285E-06	1F
Carpark Block Carpark	VOLUME	CPB_1082	830542.34	839359.45	18.0	2.0	0.47	14.5	6.74	8.5	9.5667E-06	5.0411E-07	1.1002E-06	1.0285E-06	1F
Carpark Block Carpark	VOLUME	CPB_1083	830544.30	839359.07	18.0	2.0	0.47	14.5	6.74	8.5	9.5667E-06	5.0411E-07	1.1002E-06	1.0285E-06	1F
Carpark Block Carpark	VOLUME	CPB_1084	830546.26	839358.69	18.0	2.0	0.47	14.5	6.74	8.5	9.5667E-06	5.0411E-07	1.1002E-06	1.0285E-06	1F
Carpark Block Carpark	VOLUME	CPB_1085	830548.23	839358.31	18.0	2.0	0.47	14.5	6.74	8.5	9.5667E-06	5.0411E-07	1.1002E-06	1.0285E-06	1F
Carpark Block Carpark	VOLUME	CPB_1086	830550.19	839357.93	18.0	2.0	0.47	14.5	6.74	8.5	9.5667E-06	5.0411E-07	1.1002E-06	1.0285E-06	1F
Carpark Block Carpark	VOLUME	CPB_1087	830552.16	839357.55	18.0	2.0	0.47	14.5	6.74	8.5	9.5667E-06	5.0411E-07	1.1002E-06	1.0285E-06	1F
Carpark Block Carpark	VOLUME	CPB_1088	830554.12	839357.17	18.0	2.0	0.47	14.5	6.74	8.5	9.5667E-06	5.0411E-07	1.1002E-06	1.0285E-06	1F
Carpark Block Carpark	VOLUME	CPB_1089	830556.08	839356.79	18.0	2.0	0.47	14.5	6.74	8.5	9.5667E-06	5.0411E-07	1.1002E-06	1.0285E-06	1F
Carpark Block Carpark	VOLUME	CPB_1090	830558.05	839356.41	18.0	2.0	0.47	14.5	6.74	8.5	9.5667E-06	5.0411E-07	1.1002E-06	1.0285E-06	1F
Carpark Block Carpark	VOLUME	CPB_1091	830560.05	839356.03	18.0	2.0	0.47	14.5	6.74	8.5	9.5667E-06	5.0411E-07	1.1002E-06	1.0285E-06	1F
Carpark Block Carpark	VOLUME	CPB_1092	830562.01	839355.65	18.0	2.0	0.47	14.5	6.74	8.5	9.5667E-06	5.0411E-07	1.1002E-06	1.0285E-06	1F
Carpark Block Carpark	VOLUME	CPB_1093	830563.97	839355.27	18.0	2.0	0.47	14.5	6.74	8.5	9.5667E-06	5.0411E-07	1.1002E-06	1.0285E-06	1F
Carpark Block Carpark	VOLUME	CPB_1094	830565.94	839354.89	18.0	2.0	0.47	14.5	6.74	8.5	9.5667E-06	5.0411E-07	1.1002E-06	1.0285E-06	1F
Carpark Block Carpark	VOLUME	CPB_1095	830567.90	839354.51	18.0	2.0	0.47	14.5	6.74	8.5	9.5667E-06	5.0411E-07	1.1002E-06	1.0285E-06	1F
Carpark Block Carpark	VOLUME	CPB_1096	830569.87	839354.13	18.0	2.0	0.47	14.5	6.74	8.5	9.5667E-06	5.0411E-07	1.1002E-06	1.0285E-06	1F
Carpark Block Carpark	VOLUME	CPB_1097	830571.83	839353.75	18.0	2.0	0.47	14.5	6.74	8.5	9.5667E-06	5.0411E-07	1.1002E-06	1.0285E-06	1F
Carpark Block Carpark	VOLUME	CPB_1098	830573.79	839353.37	18.0	2.0	0.47	14.5	6.74	8.5	9.5667E-06	5.0411E-07	1.1002E-06	1.0285E-06	1F
Carpark Block Carpark	VOLUME	CPB_1099	830575.76	839352.99	18.0	2.0	0.47	14.5	6.74	8.5	9.5667E-06	5.0411E-07	1.1002E-06	1.0285E-06	1F
Carpark Block Carpark	VOLUME	CPB_1100	830577.72	839352.61	18.0	2.0	0.47	14.5	6.74	8.5	9.5667E-06	5.0411E-07	1.1002E-06	1.0285E-06	1F
Carpark Block Carpark	VOLUME	CPB_1101	830579.68	839352.23	18.0	2.0	0.47	14.5	6.74	8.5	9.5667E-06	5.0411E-07	1.1002E-06	1.0285E-06	1F
Carpark Block Carpark	VOLUME	CPB_1102	830581.65	839351.85	18.0	2.0	0.47	14.5	6.74	8.5	9.5667E-06	5.0411E-07	1.1002E-06	1.0285E-06	1F
Carpark Block Carpark	VOLUME	CPB_1103	830583.61	839351.47	18.0	2.0	0.47	14.5	6.74	8.5	9.5667E-06	5.0411E-07	1.1002E-06	1.0285E-06	1F
Carpark Block Carpark	VOLUME	CPB_1104	830585.58	839351.09	18.0	2.0	0.47	14.5	6.74	8.5	9.5667E-06	5.0411E-07	1.1002E-06	1.0285E-06	1F
Carpark Block Carpark	VOLUME	CPB_1105	830587.55	839350.75	18.0	2.0	0.47	14.5	6.74	8.5	9.5667E-06	5.0411E-07	1.1002E-06	1.0285E-06	1F
Carpark Block Carpark	VOLUME	CPB_1106	830589.51	839350.37	18.0	2.0	0.47	14.5	6.74	8.5	9.5667E-06	5.0411E-07	1.1002E-06	1.0285E-06	1F
Carpark Block Carpark	VOLUME	CPB_1107	830591.47	839349.99	18.0	2.0	0.47	14.5	6.74	8.5	9.5667E-06	5.0411E-07	1.1002E-06	1.0285E-06	1F
Carpark Block Carpark	VOLUME	CPB_1108	830593.44	839349.61	18.0	2.0	0.47	14.5	6.74	8.5	9.5667E-06	5.0411E-07	1.1002E-06	1.0285E-06	1F
Carpark Block Carpark	VOLUME	CPB_1109	830595.40	839349.24	18.0	2.0	0.47	14.5	6.74	8.5	9.5667E-06	5.0411E-07	1.1002E-06	1.0285E-06	1F
Carpark Block Carpark	VOLUME	CPB_1110	830597.36	839348.86	18.0	2.0	0.47	14.5	6.74	8.5	9.5667E-06	5.0411E-07	1.1002E-06	1.0285E-06	1F
Carpark Block Carpark	VOLUME	CPB_1111	830599.33	839348.48	18.0	2.0	0.47	14.5	6.74	8.5	9.5667E-06	5.0411E-07	1.1002E-06	1.0285E-06	1F
Carpark Block Carpark	VOLUME	CPB_1112	830601.29	839348.10	18.0	2.0	0.47	14.5	6.74	8.5	9.5667E-06	5.0411E-07	1.1002E-06	1.0285E-06	1F
Carpark Block Carpark	VOLUME	CPB_1113	830603.26	839347.72	18.0	2.0	0.47	14.5	6.74	8.5	9.5667E-06	5.0411E-07	1.1002E-06	1.0285E-06	1F
Carpark Block Carpark	VOLUME	CPB_1114	830605.22	839347.34	18.0	2.0	0.47	14.5	6.74	8.5	9.5667E-06	5.0411E-07	1.1002E-06	1.0285E-06	1F
Carpark Block Carpark	VOLUME	CPB_1115	830607.18	839346.96	18.0	2.0	0.47	14.5	6.74	8.5	9.5667E-06	5.0411E-07	1.1002E-06	1.0285E-06	1F
Carpark Block Carpark	VOLUME	CPB_1116	830609.15	839346.58	18.0	2.0	0.47	14.5	6.74	8.5	9.5667E-06	5.0411E-07	1.1002E-06	1.0285E-06	1F
Carpark Block Carpark	VOLUME	CPB_1117	830611.11	839346.20	18.0	2.0	0.47	14.5	6.74	8.5	9.5667E-06	5.0411E-07	1.1002E-06	1.0285E-06	1F
Carpark Block Carpark	VOLUME	CPB_1118	830613.07	839345.82	18.0	2.0	0.47	14.5	6.74	8.5	9.5667E-06	5.0411E-07	1.1002E-06	1.0285E-06	1F
Carpark Block Carpark	VOLUME	CPB_1119	830615.04	839345.48	18.0	2.0	0.47	14.5	6.74	8.5	9.5667E-06	5.0411E-07	1.1002E-06	1.0285E-06	1F
Carpark Block Carpark	VOLUME	CPB_1120	830617.01	839345.10	18.0	2.0	0.47	14.5	6.74	8.5	9.5667E-06	5.0411E-07	1.1002E-06	1.0285E-06	1F
Carpark Block Carpark	VOLUME	CPB_1121	830618.97	839344.72	18.0	2.0	0.47	14.5	6.74	8.5	9.5667E-06	5.0411E-07	1.1002E-06	1.0285E-06	1F
Carpark Block Carpark	VOLUME	CPB_1122	830620.94	839344.34	18.0	2.0	0.47	14.5	6.74	8.5	9.5667E-06	5.0411E-07	1.1002E-06	1.0285E-06	1F
Carpark Block Carpark	VOLUME	CPB_1123	830622.90	839343.96	18.0	2.0	0.47	14.5	6.74	8.5	9.5667E-06	5.0411E-07	1.1002E-06	1.0285E-06	1F
Carpark Block Carpark	VOLUME	CPB_1124	830624.86	839343.58	18.0	2.0	0.47	14.5	6.74	8.5	9.5667E-06	5.0411E-07	1.1002E-06	1.0285E-06	1F
Carpark Block Carpark	VOLUME	CPB_1125	830626.83	839343.20	18.0	2.0	0.47	14.5	6.74	8.5	9.5667E-06	5.0411E-07	1.1002E-06	1.0285E-06	1F
Carpark Block Carpark	VOLUME	CPB_1126	830628.78	839342.84	18.0	2.0	0.47	14.5	6.74	8.5	9.5667E-06	5.0411E-07	1.1002E-06	1.0285E-06	1F
Carpark Block Carpark	VOLUME	CPB_1127	830630.32	839342.18	18.0	2.0	0.47	14.5	6.74	8.5	9.5667E-06	5.0411E-07	1.1002E-06	1.0285E-06	1F
Carpark Block Carpark	VOLUME	CPB_1128	830630.74	839342.47	18.0	2.0	0.47	14.5	6.74	8.5	9.5667E-06	5.0411E-07	1.1002E-06	1.0285E-06	1F
Carpark Block Carpark	VOLUME	CPB_1129	830632.91	839340.97	18.0	2.0	0.47	14.5	6.74	8.5	9.5667E-06	5.0411E-07	1.1002E-06	1.0285E-06	1F
Carpark Block Carpark	VOLUME	CPB_1130	830633.91	839339.09	18.0	2.0	0.47	14.5	6.74	8.5	9.5667E-06	5.0411E-07	1.1002E-06	1.0285E-06	1F
Carpark Block Carpark	VOLUME	CPB_1131	830634.72	839337.26	18.0	2.0	0.47	14.5	6.74	8.5	9.5667E-06	5.0411E-07	1.1002E-06	1.0285E-06	1F

	Type	Source	Co-ordinate		Base Elevation	Length of Portal	Initial Lateral Dimension Coefficient σy	Building Height	Initial Vertical Dimension Coefficient σz	Release Height	Baseline Emission Rate				Remark
			X	Y							Res. NOx	NO_2	RSP	FSP	
		ID	(HK1980)	(HK1980)	(mPD)	(m)	(m)	(m)	(m)	(mAG)	(g/s)				
Carpark Block Carpark	VOLUME	CPB_1132	830635.54	839335.43	18.0	2.0	0.47	14.5	6.74	8.5	9.5667E-06	5.0411E-07	1.1002E-06	1.0285E-06	1F
Carpark Block Carpark	VOLUME	CPB_1133	830636.34	839333.59	18.0	2.0	0.47	14.5	6.74	8.5	9.5667E-06	5.0411E-07	1.1002E-06	1.0285E-06	1F
Carpark Block Carpark	VOLUME	CPB_1134	830637.15	839331.75	18.0	2.0	0.47	14.5	6.74	8.5	9.5667E-06	5.0411E-07	1.1002E-06	1.0285E-06	1F
Carpark Block Carpark	VOLUME	CPB_1135	830637.30	839329.17	18.0	2.0	0.47	14.5	6.74	8.5	9.5667E-06	5.0411E-07	1.1002E-06	1.0285E-06	1F
Carpark Block Carpark	VOLUME	CPB_1136	830636.71	839327.25	18.0	2.0	0.47	14.5	6.74	8.5	9.5667E-06	5.0411E-07	1.1002E-06	1.0285E-06	1F
Carpark Block Carpark	VOLUME	CPB_1137	830635.60	839325.17	18.0	2.0	0.47	14.5	6.74	8.5	9.5667E-06	5.0411E-07	1.1002E-06	1.0285E-06	1F
Carpark Block Carpark	VOLUME	CPB_1138	830633.47	839323.84	18.0	2.0	0.47	14.5	6.74	8.5	9.5667E-06	5.0411E-07	1.1002E-06	1.0285E-06	1F
Carpark Block Carpark	VOLUME	CPB_1139	830631.66	839322.99	18.0	2.0	0.47	14.5	6.74	8.5	9.5667E-06	5.0411E-07	1.1002E-06	1.0285E-06	1F
Carpark Block Carpark	VOLUME	CPB_1140	830629.85	839322.14	18.0	2.0	0.47	14.5	6.74	8.5	9.5667E-06	5.0411E-07	1.1002E-06	1.0285E-06	1F
Carpark Block Carpark	VOLUME	CPB_1141	830628.04	839321.29	18.0	2.0	0.47	14.5	6.74	8.5	9.5667E-06	5.0411E-07	1.1002E-06	1.0285E-06	1F
Carpark Block Carpark	VOLUME	CPB_1142	830626.18	839319.84	18.0	2.0	0.47	14.5	6.74	8.5	9.5667E-06	5.0411E-07	1.1002E-06	1.0285E-06	1F
Carpark Block Carpark	VOLUME	CPB_1143	830624.72	839318.32	18.0	2.0	0.47	14.5	6.74	8.5	9.5667E-06	5.0411E-07	1.1002E-06	1.0285E-06	1F
Carpark Block Carpark	VOLUME	CPB_1144	830623.46	839316.54	18.0	2.0	0.47	14.5	6.74	8.5	9.5667E-06	5.0411E-07	1.1002E-06	1.0285E-06	1F
Carpark Block Carpark	VOLUME	CPB_1145	830622.53	839314.62	18.0	2.0	0.47	14.5	6.74	8.5	9.5667E-06	5.0411E-07	1.1002E-06	1.0285E-06	1F
Carpark Block Carpark	VOLUME	CPB_1146	830621.89	839312.58	18.0	2.0	0.47	14.5	6.74	8.5	9.5667E-06	5.0411E-07	1.1002E-06	1.0285E-06	1F
Carpark Block Carpark	VOLUME	CPB_1147	830621.60	839310.41	18.0	2.0	0.47	14.5	6.74	8.5	9.5667E-06	5.0411E-07	1.1002E-06	1.0285E-06	1F
Carpark Block Carpark	VOLUME	CPB_1148	830621.64	839308.31	18.0	2.0	0.47	14.5	6.74	8.5	9.5667E-06	5.0411E-07	1.1002E-06	1.0285E-06	1F
Carpark Block Carpark	VOLUME	CPB_1149	830621.97	839306.17	18.0	2.0	0.47	14.5	6.74	8.5	9.5667E-06	5.0411E-07	1.1002E-06	1.0285E-06	1F
Carpark Block Carpark	VOLUME	CPB_1150	830622.09	839303.82	18.0	2.0	0.47	14.5	6.74	8.5	9.5667E-06	5.0411E-07	1.1002E-06	1.0285E-06	1F
Carpark Block Carpark	VOLUME	CPB_1151	830609.26	839289.45	18.0	2.0	0.47	14.5	6.74	8.5	9.5667E-06	5.0411E-07	1.1002E-06	1.0285E-06	1F
Carpark Block Carpark	VOLUME	CPB_1152	830607.85	839288.04	18.0	2.0	0.47	14.5	6.74	8.5	9.5667E-06	5.0411E-07	1.1002E-06	1.0285E-06	1F
Carpark Block Carpark	VOLUME	CPB_1153	830606.44	839286.62	18.0	2.0	0.47	14.5	6.74	8.5	9.5667E-06	5.0411E-07	1.1002E-06	1.0285E-06	1F
Carpark Block Carpark	VOLUME	CPB_1154	830605.02	839285.20	18.0	2.0	0.47	14.5	6.74	8.5	9.5667E-06	5.0411E-07	1.1002E-06	1.0285E-06	1F
Carpark Block Carpark	VOLUME	CPB_1155	830603.62	839283.79	18.0	2.0	0.47	14.5	6.74	8.5	9.5667E-06	5.0411E-07	1.1002E-06	1.0285E-06	1F
Carpark Block Carpark	VOLUME	CPB_1156	830602.21	839282.37	18.0	2.0	0.47	14.5	6.74	8.5	9.5667E-06	5.0411E-07	1.1002E-06	1.0285E-06	1F
Carpark Block Carpark	VOLUME	CPB_1157	830600.79	839280.95	18.0	2.0	0.47	14.5	6.74	8.5	9.5667E-06	5.0411E-07	1.1002E-06	1.0285E-06	1F
Carpark Block Carpark	VOLUME	CPB_1158	830599.38	839279.54	18.0	2.0	0.47	14.5	6.74	8.5	9.5667E-06	5.0411E-07	1.1002E-06	1.0285E-06	1F
Carpark Block Carpark	VOLUME	CPB_1159	830597.96	839278.11	18.0	2.0	0.47	14.5	6.74	8.5	9.5667E-06	5.0411E-07	1.1002E-06	1.0285E-06	1F
Carpark Block Carpark	VOLUME	CPB_1160	830596.56	839276.71	18.0	2.0	0.47	14.5	6.74	8.5	9.5667E-06	5.0411E-07	1.1002E-06	1.0285E-06	1F
Carpark Block Carpark	VOLUME	CPB_1161	830595.15	839275.29	18.0	2.0	0.47	14.5	6.74	8.5	9.5667E-06	5.0411E-07	1.1002E-06	1.0285E-06	1F
Carpark Block Carpark	VOLUME	CPB_1162	830593.74	839273.87	18.0	2.0	0.47	14.5	6.74	8.5	9.5667E-06	5.0411E-07	1.1002E-06	1.0285E-06	1F
Carpark Block Carpark	VOLUME	CPB_1163	830592.33	839272.46	18.0	2.0	0.47	14.5	6.74	8.5	9.5667E-06	5.0411E-07	1.1002E-06	1.0285E-06	1F
Carpark Block Carpark	VOLUME	CPB_1164	830590.85	839270.97	18.0	2.0	0.47	14.5	6.74	8.5	9.5667E-06	5.0411E-07	1.1002E-06	1.0285E-06	1F
Carpark Block Carpark	VOLUME	CPB_1165	830589.47	839269.45	18.0	2.0	0.47	14.5	6.74	8.5	9.5667E-06	5.0411E-07	1.1002E-06	1.0285E-06	1F
Carpark Block Carpark	VOLUME	CPB_1166	830588.23	839267.80	18.0	2.0	0.47	14.5	6.74	8.5	9.5667E-06	5.0411E-07	1.1002E-06	1.0285E-06	1F
Carpark Block Carpark	VOLUME	CPB_1167	830587.08	839265.86	18.0	2.0	0.47	14.5	6.74	8.5	9.5667E-06	5.0411E-07	1.1002E-06	1.0285E-06	1F
Carpark Block Carpark	VOLUME	CPB_1168	830586.19	839264.12	18.0	2.0	0.47	14.5	6.74	8.5	9.5667E-06	5.0411E-07	1.1002E-06	1.0285E-06	1F
Carpark Block Carpark	VOLUME	CPB_1169	830585.42	839262.08	18.0	2.0	0.47	14.5	6.74	8.5	9.5667E-06	5.0411E-07	1.1002E-06	1.0285E-06	1F
Carpark Block Carpark	VOLUME	CPB_2001	830546.78	839230.09	18.0	2.0	0.47	14.5	6.74	12.5	9.5667E-06	5.0411E-07	1.1002E-06	1.0285E-06	2F
Carpark Block Carpark	VOLUME	CPB_2002	830544.77	839229.41	18.0	2.0	0.47	14.5	6.74	12.5	9.5667E-06	5.0411E-07	1.1002E-06	1.0285E-06	2F
Carpark Block Carpark	VOLUME	CPB_2003	830542.83	839228.91	18.0	2.0	0.47	14.5	6.74	12.5	9.5667E-06	5.0411E-07	1.1002E-06	1.0285E-06	2F
Carpark Block Carpark	VOLUME	CPB_2004	830540.77	839228.49	18.0	2.0	0.47	14.5	6.74	12.5	9.5667E-06	5.0411E-07	1.1002E-06	1.0285E-06	2F
Carpark Block Carpark	VOLUME	CPB_2005	830538.75	839228.22	18.0	2.0	0.47	14.5	6.74	12.5	9.5667E-06	5.0411E-07	1.1002E-06	1.0285E-06	2F
Carpark Block Carpark	VOLUME	CPB_2006	830536.64	839228.10	18.0	2.0	0.47	14.5	6.74	12.5	9.5667E-06	5.0411E-07	1.1002E-06	1.0285E-06	2F
Carpark Block Carpark	VOLUME	CPB_2007	830534.64	839228.10	18.0	2.0	0.47	14.5	6.74	12.5	9.5667E-06	5.0411E-07	1.1002E-06	1.0285E-06	2F
Carpark Block Carpark	VOLUME	CPB_2008	830532.64	839228.10	18.0	2.0	0.47	14.5	6.74	12.5	9.5667E-06	5.0411E-07	1.1002E-06	1.0285E-06	2F
Carpark Block Carpark	VOLUME	CPB_2009	830530.64	839228.10	18.0	2.0	0.47	14.5	6.74	12.5	9.5667E-06	5.0411E-07	1.1002E-06	1.0285E-06	2F
Carpark Block Carpark	VOLUME	CPB_2010	830528.64	839228.10	18.0	2.0	0.47	14.5	6.74	12.5	9.5667E-06	5.0411E-07	1.1002E-06	1.0285E-06	2F
Carpark Block Carpark	VOLUME	CPB_2011	830526.64	839228.10	18.0	2.0	0.47	14.5	6.74	12.5	9.5667E-06	5.0411E-07	1.1002E-06	1.0285E-06	2F
Carpark Block Carpark	VOLUME	CPB_2012	830524.64	839228.11	18.0	2.0	0.47	14.5	6.74	12.5	9.5667E-06	5.0411E-07	1.1002E-06	1.0285E-06	2F
Carpark Block Carpark	VOLUME	CPB_2013	830522.64	839228.11	18.0	2.0	0.47	14.5	6.74	12.5	9.5667E-06	5.0411E-07	1.1002E-06	1.0285E-06	2F
Carpark Block Carpark	VOLUME	CPB_2014	830520.64	839228.11	18.0	2.0	0.47	14.5	6.74	12.5	9.5667E-06	5.0411E-07	1.1002E-06	1.0285E-06	2F
Carpark Block Carpark	VOLUME	CPB_2015	830518.64	839228.11	18.0	2.0	0.47	14.5	6.74	12.5	9.5667E-06	5.0411E-07	1.1002E-06	1.0285E-06	2F
Carpark Block Carpark	VOLUME	CPB_2016	830516.62	839228.13	18.0	2.0	0.47	14.5	6.74	12.5	9.5667E-06	5.0411E-07	1.1002E-06	1.0285E-06	2F
Carpark Block Carpark	VOLUME	CPB_2017	830514.30	839228.71	18.0	2.0	0.47	14.5	6.74	12.5	9.5667E-06	5.0411E-07	1.1002E-06	1.0285E-06	2F
Carpark Block Carpark	VOLUME	CPB_2018	830512.51	839229.61	18.0	2.0	0.47	14.5	6.74	12.5	9.5667E-06	5.0411E-07	1.1002E-06	1.0285E-06	2F
Carpark Block Carpark	VOLUME	CPB_2019	830510.66	839231.03	18.0	2.0	0.47	14.5	6.74	12.5	9.5667E-06	5.0411E-07	1.1002E-06	1.0285E-06	2F
Carpark Block Carpark	VOLUME	CPB_2020	830509.32	839232.51	18.0	2.0	0.47	14.5	6.74	12.5	9.5667E-06	5.0411E-07	1.1002E-06	1.0285E-06	2F

	Type	Source	Co-ordinate		Base Elevation	Length of Portal	Initial Lateral Dimension Coefficient σy	Building Height	Initial Vertical Dimension Coefficient σz	Release Height	Baseline Emission Rate				Remark
			X	Y							Res. NOx	NO_2	RSP	FSP	
		ID	(HK1980)	(HK1980)	(mPD)	(m)	(m)	(m)	(m)	(mAG)	(g/s)				
Carpark Block Carpark	VOLUME	CPB_2021	830507.98	839234.00	18.0	2.0	0.47	14.5	6.74	12.5	9.5667E-06	5.0411E-07	1.1002E-06	1.0285E-06	2F
Carpark Block Carpark	VOLUME	CPB_2022	830506.64	839235.48	18.0	2.0	0.47	14.5	6.74	12.5	9.5667E-06	5.0411E-07	1.1002E-06	1.0285E-06	2F
Carpark Block Carpark	VOLUME	CPB_2023	830505.30	839236.97	18.0	2.0	0.47	14.5	6.74	12.5	9.5667E-06	5.0411E-07	1.1002E-06	1.0285E-06	2F
Carpark Block Carpark	VOLUME	CPB_2024	830503.96	839238.45	18.0	2.0	0.47	14.5	6.74	12.5	9.5667E-06	5.0411E-07	1.1002E-06	1.0285E-06	2F
Carpark Block Carpark	VOLUME	CPB_2025	830502.62	839240.01	18.0	2.0	0.47	14.5	6.74	12.5	9.5667E-06	5.0411E-07	1.1002E-06	1.0285E-06	2F
Carpark Block Carpark	VOLUME	CPB_2026	830501.28	839241.48	18.0	2.0	0.47	14.5	6.74	12.5	9.5667E-06	5.0411E-07	1.1002E-06	1.0285E-06	2F
Carpark Block Carpark	VOLUME	CPB_2027	830499.98	839242.91	18.0	2.0	0.47	14.5	6.74	12.5	9.5667E-06	5.0411E-07	1.1002E-06	1.0285E-06	2F
Carpark Block Carpark	VOLUME	CPB_2028	830498.60	839244.39	18.0	2.0	0.47	14.5	6.74	12.5	9.5667E-06	5.0411E-07	1.1002E-06	1.0285E-06	2F
Carpark Block Carpark	VOLUME	CPB_2029	830497.24	839246.13	18.0	2.0	0.47	14.5	6.74	12.5	9.5667E-06	5.0411E-07	1.1002E-06	1.0285E-06	2F
Carpark Block Carpark	VOLUME	CPB_2030	830480.62	839297.36	18.0	2.0	0.47	14.5	6.74	12.5	9.5667E-06	5.0411E-07	1.1002E-06	1.0285E-06	2F
Carpark Block Carpark	VOLUME	CPB_2031	830479.55	839299.30	18.0	2.0	0.47	14.5	6.74	12.5	9.5667E-06	5.0411E-07	1.1002E-06	1.0285E-06	2F
Carpark Block Carpark	VOLUME	CPB_2032	830478.98	839301.46	18.0	2.0	0.47	14.5	6.74	12.5	9.5667E-06	5.0411E-07	1.1002E-06	1.0285E-06	2F
Carpark Block Carpark	VOLUME	CPB_2033	830478.82	839303.58	18.0	2.0	0.47	14.5	6.74	12.5	9.5667E-06	5.0411E-07	1.1002E-06	1.0285E-06	2F
Carpark Block Carpark	VOLUME	CPB_2034	830479.39	839305.93	18.0	2.0	0.47	14.5	6.74	12.5	9.5667E-06	5.0411E-07	1.1002E-06	1.0285E-06	2F
Carpark Block Carpark	VOLUME	CPB_2035	830480.31	839307.71	18.0	2.0	0.47	14.5	6.74	12.5	9.5667E-06	5.0411E-07	1.1002E-06	1.0285E-06	2F
Carpark Block Carpark	VOLUME	CPB_2036	830481.23	839309.48	18.0	2.0	0.47	14.5	6.74	12.5	9.5667E-06	5.0411E-07	1.1002E-06	1.0285E-06	2F
Carpark Block Carpark	VOLUME	CPB_2037	830482.16	839311.26	18.0	2.0	0.47	14.5	6.74	12.5	9.5667E-06	5.0411E-07	1.1002E-06	1.0285E-06	2F
Carpark Block Carpark	VOLUME	CPB_2038	830483.08	839313.03	18.0	2.0	0.47	14.5	6.74	12.5	9.5667E-06	5.0411E-07	1.1002E-06	1.0285E-06	2F
Carpark Block Carpark	VOLUME	CPB_2039	830484.00	839314.81	18.0	2.0	0.47	14.5	6.74	12.5	9.5667E-06	5.0411E-07	1.1002E-06	1.0285E-06	2F
Carpark Block Carpark	VOLUME	CPB_2040	830484.93	839316.58	18.0	2.0	0.47	14.5	6.74	12.5	9.5667E-06	5.0411E-07	1.1002E-06	1.0285E-06	2F
Carpark Block Carpark	VOLUME	CPB_2041	830485.85	839318.36	18.0	2.0	0.47	14.5	6.74	12.5	9.5667E-06	5.0411E-07	1.1002E-06	1.0285E-06	2F
Carpark Block Carpark	VOLUME	CPB_2042	830486.77	839320.13	18.0	2.0	0.47	14.5	6.74	12.5	9.5667E-06	5.0411E-07	1.1002E-06	1.0285E-06	2F
Carpark Block Carpark	VOLUME	CPB_2043	830487.70	839321.90	18.0	2.0	0.47	14.5	6.74	12.5	9.5667E-06	5.0411E-07	1.1002E-06	1.0285E-06	2F
Carpark Block Carpark	VOLUME	CPB_2044	830488.62	839323.68	18.0	2.0	0.47	14.5	6.74	12.5	9.5667E-06	5.0411E-07	1.1002E-06	1.0285E-06	2F
Carpark Block Carpark	VOLUME	CPB_2045	830489.54	839325.45	18.0	2.0	0.47	14.5	6.74	12.5	9.5667E-06	5.0411E-07	1.1002E-06	1.0285E-06	2F
Carpark Block Carpark	VOLUME	CPB_2046	830490.47	839327.23	18.0	2.0	0.47	14.5	6.74	12.5	9.5667E-06	5.0411E-07	1.1002E-06	1.0285E-06	2F
Carpark Block Carpark	VOLUME	CPB_2047	830491.39	839329.00	18.0	2.0	0.47	14.5	6.74	12.5	9.5667E-06	5.0411E-07	1.1002E-06	1.0285E-06	2F
Carpark Block Carpark	VOLUME	CPB_2048	830492.31	839330.78	18.0	2.0	0.47	14.5	6.74	12.5	9.5667E-06	5.0411E-07	1.1002E-06	1.0285E-06	2F
Carpark Block Carpark	VOLUME	CPB_2049	830493.24	839332.55	18.0	2.0	0.47	14.5	6.74	12.5	9.5667E-06	5.0411E-07	1.1002E-06	1.0285E-06	2F
Carpark Block Carpark	VOLUME	CPB_2050	830494.16	839334.33	18.0	2.0	0.47	14.5	6.74	12.5	9.5667E-06	5.0411E-07	1.1002E-06	1.0285E-06	2F
Carpark Block Carpark	VOLUME	CPB_2051	830495.08	839336.10	18.0	2.0	0.47	14.5	6.74	12.5	9.5667E-06	5.0411E-07	1.1002E-06	1.0285E-06	2F
Carpark Block Carpark	VOLUME	CPB_2052	830496.01	839337.88	18.0	2.0	0.47	14.5	6.74	12.5	9.5667E-06	5.0411E-07	1.1002E-06	1.0285E-06	2F
Carpark Block Carpark	VOLUME	CPB_2053	830496.93	839339.65	18.0	2.0	0.47	14.5	6.74	12.5	9.5667E-06	5.0411E-07	1.1002E-06	1.0285E-06	2F
Carpark Block Carpark	VOLUME	CPB_2054	830497.85	839341.43	18.0	2.0	0.47	14.5	6.74	12.5	9.5667E-06	5.0411E-07	1.1002E-06	1.0285E-06	2F
Carpark Block Carpark	VOLUME	CPB_2055	830498.78	839343.20	18.0	2.0	0.47	14.5	6.74	12.5	9.5667E-06	5.0411E-07	1.1002E-06	1.0285E-06	2F
Carpark Block Carpark	VOLUME	CPB_2056	830499.70	839344.98	18.0	2.0	0.47	14.5	6.74	12.5	9.5667E-06	5.0411E-07	1.1002E-06	1.0285E-06	2F
Carpark Block Carpark	VOLUME	CPB_2057	830500.62	839346.75	18.0	2.0	0.47	14.5	6.74	12.5	9.5667E-06	5.0411E-07	1.1002E-06	1.0285E-06	2F
Carpark Block Carpark	VOLUME	CPB_2058	830501.55	839348.53	18.0	2.0	0.47	14.5	6.74	12.5	9.5667E-06	5.0411E-07	1.1002E-06	1.0285E-06	2F
Carpark Block Carpark	VOLUME	CPB_2059	830502.47	839350.30	18.0	2.0	0.47	14.5	6.74	12.5	9.5667E-06	5.0411E-07	1.1002E-06	1.0285E-06	2F
Carpark Block Carpark	VOLUME	CPB_2060	830503.39	839352.07	18.0	2.0	0.47	14.5	6.74	12.5	9.5667E-06	5.0411E-07	1.1002E-06	1.0285E-06	2F
Carpark Block Carpark	VOLUME	CPB_2061	830504.32	839353.85	18.0	2.0	0.47	14.5	6.74	12.5	9.5667E-06	5.0411E-07	1.1002E-06	1.0285E-06	2F
Carpark Block Carpark	VOLUME	CPB_2062	830505.19	839355.61	18.0	2.0	0.47	14.5	6.74	12.5	9.5667E-06	5.0411E-07	1.1002E-06	1.0285E-06	2F
Carpark Block Carpark	VOLUME	CPB_2063	830506.16	839357.40	18.0	2.0	0.47	14.5	6.74	12.5	9.5667E-06	5.0411E-07	1.1002E-06	1.0285E-06	2F
Carpark Block Carpark	VOLUME	CPB_2064	830507.11	839359.09	18.0	2.0	0.47	14.5	6.74	12.5	9.5667E-06	5.0411E-07	1.1002E-06	1.0285E-06	2F
Carpark Block Carpark	VOLUME	CPB_2065	830508.54	839361.02	18.0	2.0	0.47	14.5	6.74	12.5	9.5667E-06	5.0411E-07	1.1002E-06	1.0285E-06	2F
Carpark Block Carpark	VOLUME	CPB_2066	830510.21	839362.32	18.0	2.0	0.47	14.5	6.74	12.5	9.5667E-06	5.0411E-07	1.1002E-06	1.0285E-06	2F
Carpark Block Carpark	VOLUME	CPB_2067	830512.14	839363.37	18.0	2.0	0.47	14.5	6.74	12.5	9.5667E-06	5.0411E-07	1.1002E-06	1.0285E-06	2F
Carpark Block Carpark	VOLUME	CPB_2068	830514.23	839363.99	18.0	2.0	0.47	14.5	6.74	12.5	9.5667E-06	5.0411E-07	1.1002E-06	1.0285E-06	2F
Carpark Block Carpark	VOLUME	CPB_2069	830516.59	839364.20	18.0	2.0	0.47	14.5	6.74	12.5	9.5667E-06	5.0411E-07	1.1002E-06	1.0285E-06	2F
Carpark Block Carpark	VOLUME	CPB_2070	830518.77	839364.00	18.0	2.0	0.47	14.5	6.74	12.5	9.5667E-06	5.0411E-07	1.1002E-06	1.0285E-06	2F
Carpark Block Carpark	VOLUME	CPB_2071	830520.74	839363.62	18.0	2.0	0.47	14.5	6.74	12.5	9.5667E-06	5.0411E-07	1.1002E-06	1.0285E-06	2F
Carpark Block Carpark	VOLUME	CPB_2072	830522.70	839363.25	18.0	2.0	0.47	14.5	6.74	12.5	9.5667E-06	5.0411E-07	1.1002E-06	1.0285E-06	2F
Carpark Block Carpark	VOLUME	CPB_2073	830524.66	839362.87	18.0	2.0	0.47	14.5	6.74	12.5	9.5667E-06	5.0411E-07	1.1002E-06	1.0285E-06	2F
Carpark Block Carpark	VOLUME	CPB_2074	830526.63	839362.49	18.0	2.0	0.47	14.5	6.74	12.5	9.5667E-06	5.0411E-07	1.1002E-06	1.0285E-06	2F
Carpark Block Carpark	VOLUME	CPB_2075	830528.59	839362.11	18.0	2.0	0.47	14.5	6.74	12.5	9.5667E-06	5.0411E-07	1.1002E-06	1.0285E-06	2F
Carpark Block Carpark	VOLUME	CPB_2076	830530.56	839361.73	18.0	2.0	0.47	14.5	6.74	12.5	9.5667E-06	5.0411E-07	1.1002E-06	1.0285E-06	2F
Carpark Block Carpark	VOLUME	CPB_2077	830532.52	839361.35	18.0	2.0	0.47	14.5	6.74	12.5	9.5667E-06	5.0411E-07	1.1002E-06	1.0285E-06	2F
Carpark Block Carpark	VOLUME	CPB_2078	830534.48	839360.97	18.0	2.0	0.47	14.5	6.74	12.5	9.5667E-06	5.0411E-07	1.1002E-06	1.0285E-06	2F

	Type	Source	Co-ordinate		Base Elevation	Length of Portal	Initial Lateral Dimension Coefficient σy	Building Height	Initial Vertical Dimension Coefficient σz	Release Height	Baseline Emission Rate				Remark
			X	Y							Res. NOx	NO_2	RSP	FSP	
		ID	(HK1980)	(HK1980)	(mPD)	(m)	(m)	(m)	(m)	(mAG)	(g/s)				
Carpark Block Carpark	VOLUME	CPB_2079	830536.45	839360.59	18.0	2.0	0.47	14.5	6.74	12.5	9.5667E-06	5.0411E-07	1.1002E-06	1.0285E-06	2F
Carpark Block Carpark	VOLUME	CPB_2080	830538.41	839360.21	18.0	2.0	0.47	14.5	6.74	12.5	9.5667E-06	5.0411E-07	1.1002E-06	1.0285E-06	2F
Carpark Block Carpark	VOLUME	CPB_2081	830540.37	839359.83	18.0	2.0	0.47	14.5	6.74	12.5	9.5667E-06	5.0411E-07	1.1002E-06	1.0285E-06	2F
Carpark Block Carpark	VOLUME	CPB_2082	830542.34	839359.45	18.0	2.0	0.47	14.5	6.74	12.5	9.5667E-06	5.0411E-07	1.1002E-06	1.0285E-06	2F
Carpark Block Carpark	VOLUME	CPB_2083	830544.30	839359.07	18.0	2.0	0.47	14.5	6.74	12.5	9.5667E-06	5.0411E-07	1.1002E-06	1.0285E-06	2F
Carpark Block Carpark	VOLUME	CPB_2084	830546.26	839358.69	18.0	2.0	0.47	14.5	6.74	12.5	9.5667E-06	5.0411E-07	1.1002E-06	1.0285E-06	2F
Carpark Block Carpark	VOLUME	CPB_2085	830548.23	839358.31	18.0	2.0	0.47	14.5	6.74	12.5	9.5667E-06	5.0411E-07	1.1002E-06	1.0285E-06	2F
Carpark Block Carpark	VOLUME	CPB_2086	830550.19	839357.93	18.0	2.0	0.47	14.5	6.74	12.5	9.5667E-06	5.0411E-07	1.1002E-06	1.0285E-06	2F
Carpark Block Carpark	VOLUME	CPB_2087	830552.16	839357.55	18.0	2.0	0.47	14.5	6.74	12.5	9.5667E-06	5.0411E-07	1.1002E-06	1.0285E-06	2F
Carpark Block Carpark	VOLUME	CPB_2088	830554.12	839357.17	18.0	2.0	0.47	14.5	6.74	12.5	9.5667E-06	5.0411E-07	1.1002E-06	1.0285E-06	2F
Carpark Block Carpark	VOLUME	CPB_2089	830556.08	839356.79	18.0	2.0	0.47	14.5	6.74	12.5	9.5667E-06	5.0411E-07	1.1002E-06	1.0285E-06	2F
Carpark Block Carpark	VOLUME	CPB_2090	830558.05	839356.41	18.0	2.0	0.47	14.5	6.74	12.5	9.5667E-06	5.0411E-07	1.1002E-06	1.0285E-06	2F
Carpark Block Carpark	VOLUME	CPB_2091	830560.05	839356.03	18.0	2.0	0.47	14.5	6.74	12.5	9.5667E-06	5.0411E-07	1.1002E-06	1.0285E-06	2F
Carpark Block Carpark	VOLUME	CPB_2092	830562.01	839355.65	18.0	2.0	0.47	14.5	6.74	12.5	9.5667E-06	5.0411E-07	1.1002E-06	1.0285E-06	2F
Carpark Block Carpark	VOLUME	CPB_2093	830563.97	839355.27	18.0	2.0	0.47	14.5	6.74	12.5	9.5667E-06	5.0411E-07	1.1002E-06	1.0285E-06	2F
Carpark Block Carpark	VOLUME	CPB_2094	830565.94	839354.89	18.0	2.0	0.47	14.5	6.74	12.5	9.5667E-06	5.0411E-07	1.1002E-06	1.0285E-06	2F
Carpark Block Carpark	VOLUME	CPB_2095	830567.90	839354.51	18.0	2.0	0.47	14.5	6.74	12.5	9.5667E-06	5.0411E-07	1.1002E-06	1.0285E-06	2F
Carpark Block Carpark	VOLUME	CPB_2096	830569.87	839354.13	18.0	2.0	0.47	14.5	6.74	12.5	9.5667E-06	5.0411E-07	1.1002E-06	1.0285E-06	2F
Carpark Block Carpark	VOLUME	CPB_2097	830571.83	839353.75	18.0	2.0	0.47	14.5	6.74	12.5	9.5667E-06	5.0411E-07	1.1002E-06	1.0285E-06	2F
Carpark Block Carpark	VOLUME	CPB_2098	830573.79	839353.37	18.0	2.0	0.47	14.5	6.74	12.5	9.5667E-06	5.0411E-07	1.1002E-06	1.0285E-06	2F
Carpark Block Carpark	VOLUME	CPB_2099	830575.76	839352.99	18.0	2.0	0.47	14.5	6.74	12.5	9.5667E-06	5.0411E-07	1.1002E-06	1.0285E-06	2F
Carpark Block Carpark	VOLUME	CPB_2100	830577.72	839352.61	18.0	2.0	0.47	14.5	6.74	12.5	9.5667E-06	5.0411E-07	1.1002E-06	1.0285E-06	2F
Carpark Block Carpark	VOLUME	CPB_2101	830579.68	839352.23	18.0	2.0	0.47	14.5	6.74	12.5	9.5667E-06	5.0411E-07	1.1002E-06	1.0285E-06	2F
Carpark Block Carpark	VOLUME	CPB_2102	830581.65	839351.85	18.0	2.0	0.47	14.5	6.74	12.5	9.5667E-06	5.0411E-07	1.1002E-06	1.0285E-06	2F
Carpark Block Carpark	VOLUME	CPB_2103	830583.61	839351.47	18.0	2.0	0.47	14.5	6.74	12.5	9.5667E-06	5.0411E-07	1.1002E-06	1.0285E-06	2F
Carpark Block Carpark	VOLUME	CPB_2104	830585.58	839351.09	18.0	2.0	0.47	14.5	6.74	12.5	9.5667E-06	5.0411E-07	1.1002E-06	1.0285E-06	2F
Carpark Block Carpark	VOLUME	CPB_2105	830587.55	839350.75	18.0	2.0	0.47	14.5	6.74	12.5	9.5667E-06	5.0411E-07	1.1002E-06	1.0285E-06	2F
Carpark Block Carpark	VOLUME	CPB_2106	830589.51	839350.37	18.0	2.0	0.47	14.5	6.74	12.5	9.5667E-06	5.0411E-07	1.1002E-06	1.0285E-06	2F
Carpark Block Carpark	VOLUME	CPB_2107	830591.47	839349.99	18.0	2.0	0.47	14.5	6.74	12.5	9.5667E-06	5.0411E-07	1.1002E-06	1.0285E-06	2F
Carpark Block Carpark	VOLUME	CPB_2108	830593.44	839349.61	18.0	2.0	0.47	14.5	6.74	12.5	9.5667E-06	5.0411E-07	1.1002E-06	1.0285E-06	2F
Carpark Block Carpark	VOLUME	CPB_2109	830595.40	839349.24	18.0	2.0	0.47	14.5	6.74	12.5	9.5667E-06	5.0411E-07	1.1002E-06	1.0285E-06	2F
Carpark Block Carpark	VOLUME	CPB_2110	830597.36	839348.86	18.0	2.0	0.47	14.5	6.74	12.5	9.5667E-06	5.0411E-07	1.1002E-06	1.0285E-06	2F
Carpark Block Carpark	VOLUME	CPB_2111	830599.33	839348.48	18.0	2.0	0.47	14.5	6.74	12.5	9.5667E-06	5.0411E-07	1.1002E-06	1.0285E-06	2F
Carpark Block Carpark	VOLUME	CPB_2112	830601.29	839348.10	18.0	2.0	0.47	14.5	6.74	12.5	9.5667E-06	5.0411E-07	1.1002E-06	1.0285E-06	2F
Carpark Block Carpark	VOLUME	CPB_2113	830603.26	839347.72	18.0	2.0	0.47	14.5	6.74	12.5	9.5667E-06	5.0411E-07	1.1002E-06	1.0285E-06	2F
Carpark Block Carpark	VOLUME	CPB_2114	830605.22	839347.34	18.0	2.0	0.47	14.5	6.74	12.5	9.5667E-06	5.0411E-07	1.1002E-06	1.0285E-06	2F
Carpark Block Carpark	VOLUME	CPB_2115	830607.18	839346.96	18.0	2.0	0.47	14.5	6.74	12.5	9.5667E-06	5.0411E-07	1.1002E-06	1.0285E-06	2F
Carpark Block Carpark	VOLUME	CPB_2116	830609.15	839346.58	18.0	2.0	0.47	14.5	6.74	12.5	9.5667E-06	5.0411E-07	1.1002E-06	1.0285E-06	2F
Carpark Block Carpark	VOLUME	CPB_2117	830611.11	839346.20	18.0	2.0	0.47	14.5	6.74	12.5	9.5667E-06	5.0411E-07	1.1002E-06	1.0285E-06	2F
Carpark Block Carpark	VOLUME	CPB_2118	830613.07	839345.82	18.0	2.0	0.47	14.5	6.74	12.5	9.5667E-06	5.0411E-07	1.1002E-06	1.0285E-06	2F
Carpark Block Carpark	VOLUME	CPB_2119	830615.04	839345.48	18.0	2.0	0.47	14.5	6.74	12.5	9.5667E-06	5.0411E-07	1.1002E-06	1.0285E-06	2F
Carpark Block Carpark	VOLUME	CPB_2120	830617.01	839345.10	18.0	2.0	0.47	14.5	6.74	12.5	9.5667E-06	5.0411E-07	1.1002E-06	1.0285E-06	2F
Carpark Block Carpark	VOLUME	CPB_2121	830618.97	839344.72	18.0	2.0	0.47	14.5	6.74	12.5	9.5667E-06	5.0411E-07	1.1002E-06	1.0285E-06	2F
Carpark Block Carpark	VOLUME	CPB_2122	830620.94	839344.34	18.0	2.0	0.47	14.5	6.74	12.5	9.5667E-06	5.0411E-07	1.1002E-06	1.0285E-06	2F
Carpark Block Carpark	VOLUME	CPB_2123	830622.90	839343.96	18.0	2.0	0.47	14.5	6.74	12.5	9.5667E-06	5.0411E-07	1.1002E-06	1.0285E-06	2F
Carpark Block Carpark	VOLUME	CPB_2124	830624.86	839343.58	18.0	2.0	0.47	14.5	6.74	12.5	9.5667E-06	5.0411E-07	1.1002E-06	1.0285E-06	2F
Carpark Block Carpark	VOLUME	CPB_2125	830626.83	839343.20	18.0	2.0	0.47	14.5	6.74	12.5	9.5667E-06	5.0411E-07	1.1002E-06	1.0285E-06	2F
Carpark Block Carpark	VOLUME	CPB_2126	830628.78	839342.84	18.0	2.0	0.47	14.5	6.74	12.5	9.5667E-06	5.0411E-07	1.1002E-06	1.0285E-06	2F
Carpark Block Carpark	VOLUME	CPB_2127	830630.32	839342.18	18.0	2.0	0.47	14.5	6.74	12.5	9.5667E-06	5.0411E-07	1.1002E-06	1.0285E-06	2F
Carpark Block Carpark	VOLUME	CPB_2128	830630.74	839342.47	18.0	2.0	0.47	14.5	6.74	12.5	9.5667E-06	5.0411E-07	1.1002E-06	1.0285E-06	2F
Carpark Block Carpark	VOLUME	CPB_2129	830632.91	839340.97	18.0	2.0	0.47	14.5	6.74	12.5	9.5667E-06	5.0411E-07	1.1002E-06	1.0285E-06	2F
Carpark Block Carpark	VOLUME	CPB_2130	830633.91	839339.09	18.0	2.0	0.47	14.5	6.74	12.5	9.5667E-06	5.0411E-07	1.1002E-06	1.0285E-06	2F
Carpark Block Carpark	VOLUME	CPB_2131	830634.72	839337.26	18.0	2.0	0.47	14.5	6.74	12.5	9.5667E-06	5.0411E-07	1.1002E-06	1.0285E-06	2F
Carpark Block Carpark	VOLUME	CPB_2132	830635.54	839335.43	18.0	2.0	0.47	14.5	6.74	12.5	9.5667E-06	5.0411E-07	1.1002E-06	1.0285E-06	2F
Carpark Block Carpark	VOLUME	CPB_2133	830636.34	839333.59	18.0	2.0	0.47	14.5	6.74	12.5	9.5667E-06	5.0411E-07	1.1002E-06	1.0285E-06	2F
Carpark Block Carpark	VOLUME	CPB_2134	830637.15	839331.75	18.0	2.0	0.47	14.5	6.74	12.5	9.5667E-06	5.0411E-07	1.1002E-06	1.0285E-06	2F
Carpark Block Carpark	VOLUME	CPB_2135	830637.30	839329.17	18.0	2.0	0.47	14.5	6.74	12.5	9.5667E-06	5.0411E-07	1.1002E-06	1.0285E-06	2F
Carpark Block Carpark	VOLUME	CPB_2136	830636.71	839327.25	18.0	2.0	0.47	14.5	6.74	12.5	9.5667E-06	5.0411E-07	1.1002E-06	1.0285E-06	2F

	Type	Source	Co-ordinate		Base Elevation	Length of Portal	Initial Lateral Dimension Coefficient σy	Building Height	Initial Vertical Dimension Coefficient σz	Release Height	Baseline Emission Rate				Remark
			X	Y							Res. NOx	NO_2	RSP	FSP	
		ID	(HK1980)	(HK1980)	(mPD)	(m)	(m)	(m)	(m)	(mAG)	(g/s)				
Carpark Block Carpark	VOLUME	CPB_2137	830635.60	839325.17	18.0	2.0	0.47	14.5	6.74	12.5	9.5667E-06	5.0411E-07	1.1002E-06	1.0285E-06	2F
Carpark Block Carpark	VOLUME	CPB_2138	830633.47	839323.84	18.0	2.0	0.47	14.5	6.74	12.5	9.5667E-06	5.0411E-07	1.1002E-06	1.0285E-06	2F
Carpark Block Carpark	VOLUME	CPB_2139	830631.66	839322.99	18.0	2.0	0.47	14.5	6.74	12.5	9.5667E-06	5.0411E-07	1.1002E-06	1.0285E-06	2F
Carpark Block Carpark	VOLUME	CPB_2140	830629.85	839322.14	18.0	2.0	0.47	14.5	6.74	12.5	9.5667E-06	5.0411E-07	1.1002E-06	1.0285E-06	2F
Carpark Block Carpark	VOLUME	CPB_2141	830628.04	839321.29	18.0	2.0	0.47	14.5	6.74	12.5	9.5667E-06	5.0411E-07	1.1002E-06	1.0285E-06	2F
Carpark Block Carpark	VOLUME	CPB_2142	830626.18	839319.84	18.0	2.0	0.47	14.5	6.74	12.5	9.5667E-06	5.0411E-07	1.1002E-06	1.0285E-06	2F
Carpark Block Carpark	VOLUME	CPB_2143	830624.72	839318.32	18.0	2.0	0.47	14.5	6.74	12.5	9.5667E-06	5.0411E-07	1.1002E-06	1.0285E-06	2F
Carpark Block Carpark	VOLUME	CPB_2144	830623.46	839316.54	18.0	2.0	0.47	14.5	6.74	12.5	9.5667E-06	5.0411E-07	1.1002E-06	1.0285E-06	2F
Carpark Block Carpark	VOLUME	CPB_2145	830622.53	839314.62	18.0	2.0	0.47	14.5	6.74	12.5	9.5667E-06	5.0411E-07	1.1002E-06	1.0285E-06	2F
Carpark Block Carpark	VOLUME	CPB_2146	830621.89	839312.58	18.0	2.0	0.47	14.5	6.74	12.5	9.5667E-06	5.0411E-07	1.1002E-06	1.0285E-06	2F
Carpark Block Carpark	VOLUME	CPB_2147	830621.60	839310.41	18.0	2.0	0.47	14.5	6.74	12.5	9.5667E-06	5.0411E-07	1.1002E-06	1.0285E-06	2F
Carpark Block Carpark	VOLUME	CPB_2148	830621.64	839308.31	18.0	2.0	0.47	14.5	6.74	12.5	9.5667E-06	5.0411E-07	1.1002E-06	1.0285E-06	2F
Carpark Block Carpark	VOLUME	CPB_2149	830621.97	839306.17	18.0	2.0	0.47	14.5	6.74	12.5	9.5667E-06	5.0411E-07	1.1002E-06	1.0285E-06	2F
Carpark Block Carpark	VOLUME	CPB_2150	830622.09	839303.82	18.0	2.0	0.47	14.5	6.74	12.5	9.5667E-06	5.0411E-07	1.1002E-06	1.0285E-06	2F
Carpark Block Carpark	VOLUME	CPB_2151	830609.26	839289.45	18.0	2.0	0.47	14.5	6.74	12.5	9.5667E-06	5.0411E-07	1.1002E-06	1.0285E-06	2F
Carpark Block Carpark	VOLUME	CPB_2152	830607.85	839288.04	18.0	2.0	0.47	14.5	6.74	12.5	9.5667E-06	5.0411E-07	1.1002E-06	1.0285E-06	2F
Carpark Block Carpark	VOLUME	CPB_2153	830606.44	839286.62	18.0	2.0	0.47	14.5	6.74	12.5	9.5667E-06	5.0411E-07	1.1002E-06	1.0285E-06	2F
Carpark Block Carpark	VOLUME	CPB_2154	830605.02	839285.20	18.0	2.0	0.47	14.5	6.74	12.5	9.5667E-06	5.0411E-07	1.1002E-06	1.0285E-06	2F
Carpark Block Carpark	VOLUME	CPB_2155	830603.62	839283.79	18.0	2.0	0.47	14.5	6.74	12.5	9.5667E-06	5.0411E-07	1.1002E-06	1.0285E-06	2F
Carpark Block Carpark	VOLUME	CPB_2156	830602.21	839282.37	18.0	2.0	0.47	14.5	6.74	12.5	9.5667E-06	5.0411E-07	1.1002E-06	1.0285E-06	2F
Carpark Block Carpark	VOLUME	CPB_2157	830600.79	839280.95	18.0	2.0	0.47	14.5	6.74	12.5	9.5667E-06	5.0411E-07	1.1002E-06	1.0285E-06	2F
Carpark Block Carpark	VOLUME	CPB_2158	830599.38	839279.54	18.0	2.0	0.47	14.5	6.74	12.5	9.5667E-06	5.0411E-07	1.1002E-06	1.0285E-06	2F
Carpark Block Carpark	VOLUME	CPB_2159	830597.96	839278.11	18.0	2.0	0.47	14.5	6.74	12.5	9.5667E-06	5.0411E-07	1.1002E-06	1.0285E-06	2F
Carpark Block Carpark	VOLUME	CPB_2160	830596.56	839276.71	18.0	2.0	0.47	14.5	6.74	12.5	9.5667E-06	5.0411E-07	1.1002E-06	1.0285E-06	2F
Carpark Block Carpark	VOLUME	CPB_2161	830595.15	839275.29	18.0	2.0	0.47	14.5	6.74	12.5	9.5667E-06	5.0411E-07	1.1002E-06	1.0285E-06	2F
Carpark Block Carpark	VOLUME	CPB_2162	830593.74	839273.87	18.0	2.0	0.47	14.5	6.74	12.5	9.5667E-06	5.0411E-07	1.1002E-06	1.0285E-06	2F
Carpark Block Carpark	VOLUME	CPB_2163	830592.33	839272.46	18.0	2.0	0.47	14.5	6.74	12.5	9.5667E-06	5.0411E-07	1.1002E-06	1.0285E-06	2F
Carpark Block Carpark	VOLUME	CPB_2164	830590.85	839270.97	18.0	2.0	0.47	14.5	6.74	12.5	9.5667E-06	5.0411E-07	1.1002E-06	1.0285E-06	2F
Carpark Block Carpark	VOLUME	CPB_2165	830589.47	839269.45	18.0	2.0	0.47	14.5	6.74	12.5	9.5667E-06	5.0411E-07	1.1002E-06	1.0285E-06	2F
Carpark Block Carpark	VOLUME	CPB_2166	830588.23	839267.80	18.0	2.0	0.47	14.5	6.74	12.5	9.5667E-06	5.0411E-07	1.1002E-06	1.0285E-06	2F
Carpark Block Carpark	VOLUME	CPB_2167	830587.08	839265.86	18.0	2.0	0.47	14.5	6.74	12.5	9.5667E-06	5.0411E-07	1.1002E-06	1.0285E-06	2F
Carpark Block Carpark	VOLUME	CPB_2168	830586.19	839264.12	18.0	2.0	0.47	14.5	6.74	12.5	9.5667E-06	5.0411E-07	1.1002E-06	1.0285E-06	2F
Carpark Block Carpark	VOLUME	CPB_2169	830585.42	839262.08	18.0	2.0	0.47	14.5	6.74	12.5	9.5667E-06	5.0411E-07	1.1002E-06	1.0285E-06	2F

Traffic Data for Carpark **Emission Profile for Carpark**

		Traffic Data		Total Emission (g/s) (Petrol + Diesel)					Hourly Profile Ratio (0800-0900 as Baseline)			
Start Hour	End Hour	(Flow)		Res. NOx	NO_2	RSP	FSP		Res. NOx	NO_2	RSP	FSP
0:00	1:00	109		2.5540E-03	1.3458E-04	2.9371E-04	2.7459E-04		0.2633	0.2633	0.2633	0.2633
1:00	2:00	75		1.7574E-03	9.2602E-05	2.0210E-04	1.8894E-04		0.1812	0.1812	0.1812	0.1812
2:00	3:00	40		9.3726E-04	4.9388E-05	1.0778E-04	1.0077E-04		0.0966	0.0966	0.0966	0.0966
3:00	4:00	1		2.3431E-05	1.2347E-06	2.6946E-06	2.5191E-06		0.0024	0.0024	0.0024	0.0024
4:00	5:00	0		0.0000E+00	0.0000E+00	0.0000E+00	0.0000E+00		0.0000	0.0000	0.0000	0.0000
5:00	6:00	5		1.1716E-04	6.1735E-06	1.3473E-05	1.2596E-05		0.0121	0.0121	0.0121	0.0121
6:00	7:00	74		1.7339E-03	9.1367E-05	1.9940E-04	1.8642E-04		0.1787	0.1787	0.1787	0.1787
7:00	8:00	222		5.2018E-03	2.7410E-04	5.9820E-04	5.5925E-04		0.5362	0.5362	0.5362	0.5362
8:00	9:00	414		9.7006E-03	5.1116E-04	1.1156E-03	1.0429E-03		1.0000	1.0000	1.0000	1.0000
9:00	10:00	268		6.2796E-03	3.3090E-04	7.2215E-04	6.7513E-04		0.6473	0.6473	0.6473	0.6473
10:00	11:00	336		7.8730E-03	4.1486E-04	9.0539E-04	8.4643E-04		0.8116	0.8116	0.8116	0.8116
11:00	12:00	300		7.0294E-03	3.7041E-04	8.0838E-04	7.5574E-04		0.7246	0.7246	0.7246	0.7246
12:00	13:00	262		6.1390E-03	3.2349E-04	7.0599E-04	6.6002E-04		0.6329	0.6329	0.6329	0.6329
13:00	14:00	252		5.9047E-03	3.1114E-04	6.7904E-04	6.3482E-04		0.6087	0.6087	0.6087	0.6087
14:00	15:00	258		6.0453E-03	3.1855E-04	6.9521E-04	6.4994E-04		0.6232	0.6232	0.6232	0.6232
15:00	16:00	325		7.6152E-03	4.0128E-04	8.7575E-04	8.1872E-04		0.7850	0.7850	0.7850	0.7850
16:00	17:00	294		6.8889E-03	3.6300E-04	7.9221E-04	7.4063E-04		0.7101	0.7101	0.7101	0.7101
17:00	18:00	333		7.8027E-03	4.1115E-04	8.9730E-04	8.3888E-04		0.8043	0.8043	0.8043	0.8043
18:00	19:00	255		5.9750E-03	3.1485E-04	6.8712E-04	6.4238E-04		0.6159	0.6159	0.6159	0.6159
19:00	20:00	324		7.5918E-03	4.0004E-04	8.7305E-04	8.1620E-04		0.7826	0.7826	0.7826	0.7826
20:00	21:00	221		5.1784E-03	2.7287E-04	5.9551E-04	5.5673E-04		0.5338	0.5338	0.5338	0.5338
21:00	22:00	212		4.9675E-03	2.6176E-04	5.7126E-04	5.3406E-04		0.5121	0.5121	0.5121	0.5121
22:00	23:00	180		4.2177E-03	2.2225E-04	4.8503E-04	4.5345E-04		0.4348	0.4348	0.4348	0.4348
23:00	0:00	122		2.8586E-03	1.5063E-04	3.2874E-04	3.0734E-04		0.2947	0.2947	0.2947	0.2947

Population Extracted from EMFAC Model **2029**

Hong Kong SAR Cal Pop by Vehicle/Fuel	Petrol	Diesel	LPG	Petrol %	Diesel %	PC
01 - Private Cars (PC)	691430.9	11447	0	98.37%	1.63%	
02 - Taxi	1.775234	0	18302.22			
03 - Light Goods Vehicles<=2.5t	20.36539	579.6676	0			
04 - Lt Goods Vehicles 2.5-3.5t	1452.811	55996.09	0			
05 - Light Goods Vehicles>3.5t	0	20629.29	0			
06 - Medium Goods Vehicles<=15t	0	13273.61	0			
07 - Medium Goods Vehicles15-24t	0	26094.03	0			
08 - Public Light Buses	0	3141.805	1181.195			
09 - Private Light Bus <=3.5t	83.92047	429.0795	0			
10 - Private Light Bus >3.5t	4.095737	3515.351	485.5545			
11 - Non-franchised Bus<=6.4t	0	2547	0			
12 - Non-franchised Bus 6.4-15t	0	1767	0			
13 - Non-franchised Bus 15-24t	0	3879	0			
14 - Franchised Bus (SD)	0	275	0			
15 - Franchised Bus (DD)	0	5843.001	0			
16 - Motorcycles (MC)	71269.7	0	0			
17 - Heavy Goods Vehicles>24t	0	6816.921	0			
18 - Non-franchised Bus >24t	0	2	0			
19 - <Placeholder (P3)>	0	0	0			
20 - <Placeholder (P4)>	0	0	0			
21 - <Placeholder (P5)>	0	0	0			

Table 1: Extracted EMFAC - Running Emission Factors (g/km-veh)

Speed km/hr	PC NCAT	PC CAT	PC DSL	PC LPG	PC ALL
Pollutant Name: Oxides of Nitrogen					
10	4.881	0.0389	0.0888	0	0.0398
Pollutant Name: Nitrogen Dioxide					
10	0.2441	0.0019	0.0102	0	0.0021
Pollutant Name: RESIDUAL NOx (NOX-NO2)					
10	4.6369	0.037	0.0786	0	0.0377
Pollutant Name: RSP					
10	0.1054	0.0097	0.0059	0	0.0096
Pollutant Name: FSP					
10	0.0797	0.009	0.0054	0	0.0089

Table 3: EMFAC Burden Mode VKT and Trips on PC

	NCAT	CAT	DSL	LPG	TOT
Vehicles	20	691411	11447	0	702878
VKT	360	19912220	321950	0	20234532
Trips	30	1037010	17169	0	1054210

For Petrol Vehicles,

Composite RunEF = [(NCAT RunEF * NCAT VKT) + (CAT RunEF * CAT VKT)]/(NCAT VKT + CAT VKT)

NOX	=	0.0390	g/km
NO2	=	0.0019	g/km
Res. NOX	=	0.0371	g/km
RSP	=	0.0097	g/km
FSP	=	0.0090	g/km

Table 2: Extracted EMFAC - Start Emission Factors (g/trip)

Time min	Pollutant Name: Oxides of Nitrogen PC NCAT	PC CAT	PC DSL	PC LPG	PC ALL	Calculated PC Petrol	Pollutant Name: Nitrogen Dioxide PC NCAT	PC CAT	PC DSL	PC LPG	PC ALL	Calculated PC Petrol	Pollutant Name: RESIDUAL NOx (NOX-NO2) PC NCAT	PC CAT	PC DSL	PC LPG	PC ALL	Calculated PC Petrol	Pollutant Name: RSP PC NCAT	PC CAT	PC DSL	PC LPG	PC ALL	Calculated PC Petrol	Pollutant Name: FSP PC NCAT	PC CAT	PC DSL	PC LPG	PC ALL	Calculated PC Petrol
5	1.6077	0.0568	0	0	0.0559	0.0568	0.0804	0.0028	0	0	0.0028	0.0028	1.5273	0.054	0	0	0.0531	0.0540	0.0522	0.0004	0	0	0.0004	0.0004	0.0394	0.0004	0	0	0.0004	0.0004
10	1.7476	0.0578	0	0	0.0569	0.0578	0.0874	0.0029	0	0	0.0028	0.0029	1.6602	0.0549	0	0	0.0541	0.0549	0.0462	0.0008	0	0	0.0008	0.0008	0.0349	0.0007	0	0	0.0007	0.0007
20	2.0019	0.0599	0	0	0.059	0.0600	0.1001	0.003	0	0	0.0029	0.0030	1.9018	0.0569	0	0	0.0561	0.0570	0.0357	0.0015	0	0	0.0015	0.0015	0.027	0.0014	0	0	0.0014	0.0014
30	2.2222	0.0618	0	0	0.0609	0.0619	0.1111	0.0031	0	0	0.003	0.0031	2.1111	0.0587	0	0	0.0579	0.0588	0.027	0.0023	0	0	0.0022	0.0023	0.0204	0.0021	0	0	0.0021	0.0021
40	2.4086	0.0637	0	0	0.0627	0.0638	0.1204	0.0032	0	0	0.0031	0.0032	2.2882	0.0605	0	0	0.0596	0.0606	0.0202	0.003	0	0	0.0029	0.0030	0.0153	0.0028	0	0	0.0027	0.0028
50	2.5611	0.0654	0	0	0.0644	0.0655	0.1281	0.0033	0	0	0.0032	0.0033	2.433	0.0621	0	0	0.0612	0.0622	0.0153	0.0036	0	0	0.0036	0.0036	0.0116	0.0034	0	0	0.0033	0.0034
60	2.6795	0.0671	0	0	0.0661	0.0672	0.134	0.0034	0	0	0.0033	0.0034	2.5455	0.0637	0	0	0.0628	0.0638	0.0123	0.0043	0	0	0.0042	0.0043	0.0093	0.004	0	0	0.0039	0.0040
120	2.8025	0.0746	0	0	0.0734	0.0747	0.1401	0.0037	0	0	0.0037	0.0037	2.6624	0.0709	0	0	0.0697	0.0710	0.0332	0.0071	0	0	0.007	0.0071	0.0251	0.0066	0	0	0.0065	0.0066
180	2.7355	0.0821	0	0	0.0809	0.0822	0.1368	0.0041	0	0	0.004	0.0041	2.5987	0.078	0	0	0.0769	0.0781	0.0524	0.0079	0	0	0.0078	0.0079	0.0396	0.0074	0	0	0.0072	0.0074
240	2.6469	0.0815	0	0	0.0802	0.0816	0.1323	0.0041	0	0	0.004	0.0041	2.5146	0.0774	0	0	0.0762	0.0775	0.0696	0.0087	0	0	0.0085	0.0087	0.0526	0.0081	0	0	0.0079	0.0081
300	2.5365	0.0803	0	0	0.0791	0.0804	0.1268	0.004	0	0	0.004	0.0040	2.4097	0.0763	0	0	0.0751	0.0764	0.0848	0.0094	0	0	0.0092	0.0094	0.0641	0.0087	0	0	0.0085	0.0087
360	2.4046	0.0787	0	0	0.0775	0.0788	0.1202	0.0039	0	0	0.0039	0.0039	2.2844	0.0748	0	0	0.0736	0.0749	0.0979	0.0099	0	0	0.0098	0.0099	0.074	0.0092	0	0	0.0091	0.0092
420	2.2509	0.0767	0	0	0.0755	0.0768	0.1125	0.0038	0	0	0.0038	0.0038	2.1384	0.0729	0	0	0.0717	0.0730	0.109	0.0104	0	0	0.0102	0.0104	0.0824	0.0096	0	0	0.0095	0.0096
480	2.0756	0.0742	0	0	0.073	0.0743	0.1038	0.0037	0	0	0.0037	0.0037	1.9718	0.0705	0	0	0.0693	0.0706	0.1181	0.0108	0	0	0.0106	0.0108	0.0892	0.01	0	0	0.0098	0.0100
540	1.8786	0.0712	0	0	0.0701	0.0713	0.0939	0.0036	0	0	0.0035	0.0036	1.7847	0.0676	0	0	0.0666	0.0676	0.1251	0.0111	0	0	0.0109	0.0111	0.0945	0.0103	0	0	0.0101	0.0103
600	1.6599	0.0678	0	0	0.0667	0.0678	0.083	0.0034	0	0	0.0033	0.0034	1.5769	0.0644	0	0	0.0634	0.0644	0.1301	0.0112	0	0	0.0111	0.0112	0.0983	0.0104	0	0	0.0103	0.0104
660	1.4196	0.0639	0	0	0.0629	0.0639	0.071	0.0032	0	0	0.0031	0.0032	1.3486	0.0607	0	0	0.0598	0.0607	0.133	0.0113	0	0	0.0111	0.0113	0.1005	0.0105	0	0	0.0103	0.0105
720	1.1576	0.0595	0	0	0.0586	0.0595	0.0579	0.003	0	0	0.0029	0.0030	1.0997	0.0565	0	0	0.0557	0.0565	0.1339	0.0113	0	0	0.0111	0.0113	0.1012	0.0105	0	0	0.0103	0.0105

For Petrol Vehicles,

Composite StartEF = [(NCAT StartEF * NCAT Trips) + (CAT StartEF * CAT Trips)]/(NCAT Trips + CAT Trips)

Iding Emission Factor

PC Petrol	Population	Emission Factor				Mass Factor [10]	Air-Con Factor [11]	Average Emission Factor (g/min)							
		Cold Idling Emission Factor		Hot Idling Emission Factor (PIARC: PC)				Cold Idling Emission Factor				Hot Idling Emission Factor			
Euro Emis. Std.	%	NOx (g/hr) [4]	PM (g/hr) [4]	NOx (g/hr) [8]	PM (g/hr) [8]			NOx	Residual NOx	NO2	PM	NOx	Residual NOx	NO2	PM
Pre Euro	*0.01%*	1.18	0.01	1.18	0.01	n/a	1.3	1.49E-03	1.42E-03	7.28E-05	2.51E-05	1.49E-03	1.42E-03	7.28E-05	2.51E-05
Euro 1	*0.01%*	0.76	0.01	0.76	0.01			Residual NOx/NOx Ratio [1]=		0.95					
Euro 2	*0.05%*	0.96	0.01	0.96	0.01			NO2/NOx Ratio [1]=		0.05					
Euro 3	*0.30%*	0.30	0.00	0.30	0.00										
Euro 4	*3.08%*	0.23	0.00	0.23	0.00										
Euro 5	*11.52%*	0.08	0.01	0.08	0.01										
Euro 6	*85.04%*	0.06	0.00	0.06	0.00										

PC Diesel	Population	Emission Factor				Mass Factor [10]	Air-Con Factor [11]	Average Emission Factor (g/min)							
		Cold Idling Emission Factor		Hot Idling Emission Factor (PIARC: PC)				Cold Idling Emission Factor				Hot Idling Emission Factor			
Euro Emis. Std.	%	NOx (g/hr) [4]	PM (g/hr) [4]	NOx (g/hr) [9]	PM (g/hr) [9]			NOx	Residual NOx	NO2	PM	NOx	Residual NOx	NO2	PM
Pre Euro	*0.11%*	6.57	0.63	6.57	0.63	n/a	1.3	5.31E-02	4.70E-02	6.10E-03	8.28E-04	5.31E-02	4.70E-02	6.10E-03	8.28E-04
Euro 1	*0.09%*	4.88	0.58	4.88	0.58			Residual NOx/NOx Ratio [1]=		0.89					
Euro 2	*0.00%*	5.67	0.56	5.67	0.56			NO2/NOx Ratio [1]=		0.11					
Euro 3	*0.00%*	4.37	0.09	4.37	0.09										
Euro 4	*0.40%*	5.96	0.16	5.96	0.16										
Euro 5	*44.39%*	3.45	0.02	3.45	0.02										
Euro 6	*55.01%*	1.61	0.05	1.61	0.05										

Remarks

In this section, Road Tunnels: Vehicle Emissions and Air Demand for Ventilation (2019R02EN) published by World Road Association is used as reference on hot idling emission factor (hereinafter PIARC-VEADV); and with Gradient 0%, v=0kph.

[1] Empty
[2] Empty
[3] Empty
[4] For cold idling emission factor, hot idling emission factor of its respective Euro Emission Standard, Fuel Type and Vehicle Type is used.
[5] Empty
[6] Empty
[7] Empty
[8] For hot idling emission factor on PC Petrol, reference made to Table 33 and 34 of PIARC-VEADV.
[9] For hot idling emission factor on PC Diesel, reference made to Table 36 and 37 of PIARC-VEADV.
[10] For mass factor, reference made to Table 27 of PIARC-VEADV.
[11] A factor of 1.3 has been applied to account for the additional A/C loading, reference from Appendix 3.10b and 3.10c of Liantang/Heung Yuen Wai Cross-boundary Control Point EIA (EIA/190/2010).

Legend for ease identifiation

PIARC-VEADV

Remark #4

Used in Further Calculations

Proposed Carpark

Carpark Type: Covered

Assessment Vehicle: PC
Fuel: PETROL

PART 1 - Running Emission

Parameters

Total Travelling Distance in Carpark	200	m	
Total Travelling Distance in Carpark	0.200	km	(1km=1000m)
Travelling Speed =	10	kph	

Population Ratio Extracted from EMFAC

Petrol %	Diesel %
98.37%	1.63%

Calculations (Input)

A

Start Hour	End Hour	Total	Total (in Fuel Type)	Within Carpark (Section 1)+(Section 2)											
				Running Emission Factor (g/km·vehicle)				Running Emission Within Carpark (g)				Running Emission Rate Within Carpark (g/s)			
				Res. NOx	NO_2	RSP	FSP	Res. NOx	NO_2	RSP	FSP	Res. NOx	NO_2	RSP	FSP
0	100	109	*107.22*	0.037083162	0.001904379	0.00970173	0.009001278	7.95E-01	4.08E-02	2.08E-01	1.93E-01	2.21E-04	1.13E-05	5.78E-05	5.36E-05
100	200	75	*73.78*	0.037083162	0.001904379	0.00970173	0.009001278	5.47E-01	2.81E-02	1.43E-01	1.33E-01	1.52E-04	7.81E-06	3.98E-05	3.69E-05
200	300	40	*39.35*	0.037083162	0.001904379	0.00970173	0.009001278	2.92E-01	1.50E-02	7.63E-02	7.08E-02	8.11E-05	4.16E-06	2.12E-05	1.97E-05
300	400	1	*0.98*	0.037083162	0.001904379	0.00970173	0.009001278	7.30E-03	3.75E-04	1.91E-03	1.77E-03	2.03E-06	1.04E-07	5.30E-07	4.92E-07
400	500	0	*0.00*	0.037083162	0.001904379	0.00970173	0.009001278	0.00E+00	0.00E+00	0.00E+00	0.00E+00	0.00E+00	0.00E+00	0.00E+00	0.00E+00
500	600	5	*4.92*	0.037083162	0.001904379	0.00970173	0.009001278	3.65E-02	1.87E-03	9.54E-03	8.85E-03	1.01E-05	5.20E-07	2.65E-06	2.46E-06
600	700	74	*72.79*	0.037083162	0.001904379	0.00970173	0.009001278	5.40E-01	2.77E-02	1.41E-01	1.31E-01	1.50E-04	7.70E-06	3.92E-05	3.64E-05
700	800	222	*218.38*	0.037083162	0.001904379	0.00970173	0.009001278	1.62E+00	8.32E-02	4.24E-01	3.93E-01	4.50E-04	2.31E-05	1.18E-04	1.09E-04
800	900	414	*407.26*	0.037083162	0.001904379	0.00970173	0.009001278	3.02E+00	1.55E-01	7.90E-01	7.33E-01	8.39E-04	4.31E-05	2.20E-04	2.04E-04
900	1000	268	*263.64*	0.037083162	0.001904379	0.00970173	0.009001278	1.96E+00	1.00E-01	5.12E-01	4.75E-01	5.43E-04	2.79E-05	1.42E-04	1.32E-04
1000	1100	336	*330.53*	0.037083162	0.001904379	0.00970173	0.009001278	2.45E+00	1.26E-01	6.41E-01	5.95E-01	6.81E-04	3.50E-05	1.78E-04	1.65E-04
1100	1200	300	*295.11*	0.037083162	0.001904379	0.00970173	0.009001278	2.19E+00	1.12E-01	5.73E-01	5.31E-01	6.08E-04	3.12E-05	1.59E-04	1.48E-04
1200	1300	262	*257.73*	0.037083162	0.001904379	0.00970173	0.009001278	1.91E+00	9.82E-02	5.00E-01	4.64E-01	5.31E-04	2.73E-05	1.39E-04	1.29E-04
1300	1400	252	*247.90*	0.037083162	0.001904379	0.00970173	0.009001278	1.84E+00	9.44E-02	4.81E-01	4.46E-01	5.11E-04	2.62E-05	1.34E-04	1.24E-04
1400	1500	258	*253.80*	0.037083162	0.001904379	0.00970173	0.009001278	1.88E+00	9.67E-02	4.92E-01	4.57E-01	5.23E-04	2.69E-05	1.37E-04	1.27E-04
1500	1600	325	*319.71*	0.037083162	0.001904379	0.00970173	0.009001278	2.37E+00	1.22E-01	6.20E-01	5.76E-01	6.59E-04	3.38E-05	1.72E-04	1.60E-04
1600	1700	294	*289.21*	0.037083162	0.001904379	0.00970173	0.009001278	2.14E+00	1.10E-01	5.61E-01	5.21E-01	5.96E-04	3.06E-05	1.56E-04	1.45E-04
1700	1800	333	*327.58*	0.037083162	0.001904379	0.00970173	0.009001278	2.43E+00	1.25E-01	6.36E-01	5.90E-01	6.75E-04	3.47E-05	1.77E-04	1.64E-04
1800	1900	255	*250.85*	0.037083162	0.001904379	0.00970173	0.009001278	1.86E+00	9.55E-02	4.87E-01	4.52E-01	5.17E-04	2.65E-05	1.35E-04	1.25E-04
1900	2000	324	*318.72*	0.037083162	0.001904379	0.00970173	0.009001278	2.36E+00	1.21E-01	6.18E-01	5.74E-01	6.57E-04	3.37E-05	1.72E-04	1.59E-04
2000	2100	221	*217.40*	0.037083162	0.001904379	0.00970173	0.009001278	1.61E+00	8.28E-02	4.22E-01	3.91E-01	4.48E-04	2.30E-05	1.17E-04	1.09E-04
2100	2200	212	*208.55*	0.037083162	0.001904379	0.00970173	0.009001278	1.55E+00	7.94E-02	4.05E-01	3.75E-01	4.30E-04	2.21E-05	1.12E-04	1.04E-04
2200	2300	180	*177.07*	0.037083162	0.001904379	0.00970173	0.009001278	1.31E+00	6.74E-02	3.44E-01	3.19E-01	3.65E-04	1.87E-05	9.54E-05	8.85E-05
2300	2400	122	*120.01*	0.037083162	0.001904379	0.00970173	0.009001278	8.90E-01	4.57E-02	2.33E-01	2.16E-01	2.47E-04	1.27E-05	6.47E-05	6.00E-05

PART 2 - Start Emission

Start Emission Factor Extracted from EMFAC (g/trip)

	5	10	20	30	40	50	60	120	180	240	300	360	420	480	540	600	660	720
Res. NOx	0.05404262	0.054946439	0.05695337	0.058759373	0.060564444	0.062168587	0.063771795	0.070974968	**0.07807292**	0.077470505	0.076367502	0.07486392	0.072959752	0.070555002	0.067649673	0.064443754	0.060737257	0.056530178
NO2	0.002802245	0.002902444	0.003002809	0.003103124	0.00320339	0.00330361	0.003403778	0.003703946	**0.004103839**	0.004103709	0.004003552	0.003903364	0.003803145	0.003702896	0.003602612	0.003402303	0.003201961	0.003001588
RSP	0.000401498	0.000801313	0.001500989	0.002300715	0.003000498	0.003600338	0.004300231	0.007100755	**0.007901287**	0.008701762	0.009402181	0.009902546	0.010402852	0.010803104	0.011103298	0.01120344	0.011303521	0.011303547
FSP	0.000401128	0.000700989	0.001400741	0.002100529	0.002800362	0.003400237	0.004000153	0.006600535	**0.007400931**	0.008101287	0.008701603	0.009201875	0.009602106	0.010002291	0.010302436	0.010402543	0.010502604	0.010502624

Calculations

Start Hour	End Hour	Total in Fuel	Number of Trips																		Start Emission (g)			
			5	10	20	30	40	50	60	120	180	240	300	360	420	480	540	600	660	720	Res. NOx	NO_2	RSP	FSP
0	100	*107.22*	0	0	*0*	0	0	0	0	0	*107.22*	0	0	0	0	0	0	0	0	0	8.37E+00	4.40E-01	8.47E-01	7.94E-01
100	200	*73.78*	0	0	*0*	0	0	0	0	0	*73.78*	0	0	0	0	0	0	0	0	0	5.76E+00	3.03E-01	5.83E-01	5.46E-01
200	300	*39.35*	0	0	*0*	0	0	0	0	0	*39.35*	0	0	0	0	0	0	0	0	0	3.07E+00	1.61E-01	3.11E-01	2.91E-01
300	400	*0.98*	0	0	*0*	0	0	0	0	0	*0.98*	0	0	0	0	0	0	0	0	0	7.68E-02	4.04E-03	7.77E-03	7.28E-03
400	500	*0.00*	0	0	*0*	0	0	0	0	0	*0.00*	0	0	0	0	0	0	0	0	0	0.00E+00	0.00E+00	0.00E+00	0.00E+00
500	600	*4.92*	0	0	*0*	0	0	0	0	0	*4.92*	0	0	0	0	0	0	0	0	0	3.84E-01	2.02E-02	3.89E-02	3.64E-02
600	700	*72.79*	0	0	*0*	0	0	0	0	0	*72.79*	0	0	0	0	0	0	0	0	0	5.68E+00	2.99E-01	5.75E-01	5.39E-01
700	800	*218.38*	0	0	*0*	0	0	0	0	0	*218.38*	0	0	0	0	0	0	0	0	0	1.70E+01	8.96E-01	1.73E+00	1.62E+00
800	900	*407.26*	0	0	*0*	0	0	0	0	0	*407.26*	0	0	0	0	0	0	0	0	0	3.18E+01	1.67E+00	3.22E+00	3.01E+00
900	1000	*263.64*	0	0	*0*	0	0	0	0	0	*263.64*	0	0	0	0	0	0	0	0	0	2.06E+01	1.08E+00	2.08E+00	1.95E+00
1000	1100	*330.53*	0	0	*0*	0	0	0	0	0	*330.53*	0	0	0	0	0	0	0	0	0	2.58E+01	1.36E+00	2.61E+00	2.45E+00
1100	1200	*295.11*	0	0	*0*	0	0	0	0	0	*295.11*	0	0	0	0	0	0	0	0	0	2.30E+01	1.21E+00	2.33E+00	2.18E+00
1200	1300	*257.73*	0	0	*0*	0	0	0	0	0	*257.73*	0	0	0	0	0	0	0	0	0	2.01E+01	1.06E+00	2.04E+00	1.91E+00
1300	1400	*247.90*	0	0	*0*	0	0	0	0	0	*247.90*	0	0	0	0	0	0	0	0	0	1.94E+01	1.02E+00	1.96E+00	1.83E+00
1400	1500	*253.80*	0	0	*0*	0	0	0	0	0	*253.80*	0	0	0	0	0	0	0	0	0	1.98E+01	1.04E+00	2.01E+00	1.88E+00
1500	1600	*319.71*	0	0	*0*	0	0	0	0	0	*319.71*	0	0	0	0	0	0	0	0	0	2.50E+01	1.31E+00	2.53E+00	2.37E+00
1600	1700	*289.21*	0	0	*0*	0	0	0	0	0	*289.21*	0	0	0	0	0	0	0	0	0	2.26E+01	1.19E+00	2.29E+00	2.14E+00
1700	1800	*327.58*	0	0	*0*	0	0	0	0	0	*327.58*	0	0	0	0	0	0	0	0	0	2.56E+01	1.34E+00	2.59E+00	2.42E+00
1800	1900	*250.85*	0	0	*0*	0	0	0	0	0	*250.85*	0	0	0	0	0	0	0	0	0	1.96E+01	1.03E+00	1.98E+00	1.86E+00
1900	2000	*318.72*	0	0	*0*	0	0	0	0	0	*318.72*	0	0	0	0	0	0	0	0	0	2.49E+01	1.31E+00	2.52E+00	2.36E+00
2000	2100	*217.40*	0	0	*0*	0	0	0	0	0	*217.40*	0	0	0	0	0	0	0	0	0	1.70E+01	8.92E-01	1.72E+00	1.61E+00
2100	2200	*208.55*	0	0	*0*	0	0	0	0	0	208.55	0	0	0	0	0	0	0	0	0	1.63E+01	8.56E-01	1.65E+00	1.54E+00
2200	2300	*177.07*	0	0	*0*	0	0	0	0	0	177.07	0	0	0	0	0	0	0	0	0	1.38E+01	7.27E-01	1.40E+00	1.31E+00
2300	2400	*120.01*	0	0	*0*	0	0	0	0	0	120.01	0	0	0	0	0	0	0	0	0	9.37E+00	4.93E-01	9.48E-01	8.88E-01

PART 3 - Idling Emission

Parameters

Idling Time = 0 min(s) *Assume Engine Start and Go.

Calculations *Cold Idling Emission Factor = 240-720min; Hot Idling Emission Factor = 5-180min. *Total Idling Emission = Cold Idling Emission Factor + Hot Idling Emission Factor

Start Hour	End Hour	Trips (240-720min)	Cold Idling Emission Factor (g/min)				Cold Idling Emission (g)				Trips (5-180min)	Hot Idling Emission Factor (g/min)				Hot Idling Emission (g)				Total Idling Emission within Carpark (g)				B: Total Idling Emission Rate within Carpark (g/s)			
			Res. NOx	NO_2	RSP	FSP	Res. NOx	NO_2	RSP	FSP		Res. NOx	NO_2	RSP	FSP	Res. NOx	NO_2	RSP	FSP	Res. NOx	NO_2	RSP	FSP	Res. NOx	NO_2	RSP	FSP
0	100	0.00	1.42E-03	7.28E-05	2.51E-05	2.51E-05	0	0	0	0	107.22	1.42E-03	7.28E-05	2.51E-05	2.51E-05	0	0	0	0	0	0	0	0	0	0	0	0
100	200	0.00	1.42E-03	7.28E-05	2.51E-05	2.51E-05	0	0	0	0	73.78	1.42E-03	7.28E-05	2.51E-05	2.51E-05	0	0	0	0	0	0	0	0	0	0	0	0
200	300	0.00	1.42E-03	7.28E-05	2.51E-05	2.51E-05	0	0	0	0	39.35	1.42E-03	7.28E-05	2.51E-05	2.51E-05	0	0	0	0	0	0	0	0	0	0	0	0
300	400	0.00	1.42E-03	7.28E-05	2.51E-05	2.51E-05	0	0	0	0	0.98	1.42E-03	7.28E-05	2.51E-05	2.51E-05	0	0	0	0	0	0	0	0	0	0	0	0
400	500	0.00	1.42E-03	7.28E-05	2.51E-05	2.51E-05	0	0	0	0	0.00	1.42E-03	7.28E-05	2.51E-05	2.51E-05	0	0	0	0	0	0	0	0	0	0	0	0
500	600	0.00	1.42E-03	7.28E-05	2.51E-05	2.51E-05	0	0	0	0	4.92	1.42E-03	7.28E-05	2.51E-05	2.51E-05	0	0	0	0	0	0	0	0	0	0	0	0
600	700	0.00	1.42E-03	7.28E-05	2.51E-05	2.51E-05	0	0	0	0	72.79	1.42E-03	7.28E-05	2.51E-05	2.51E-05	0	0	0	0	0	0	0	0	0	0	0	0
700	800	0.00	1.42E-03	7.28E-05	2.51E-05	2.51E-05	0	0	0	0	218.38	1.42E-03	7.28E-05	2.51E-05	2.51E-05	0	0	0	0	0	0	0	0	0	0	0	0
800	900	0.00	1.42E-03	7.28E-05	2.51E-05	2.51E-05	0	0	0	0	407.26	1.42E-03	7.28E-05	2.51E-05	2.51E-05	0	0	0	0	0	0	0	0	0	0	0	0
900	1000	0.00	1.42E-03	7.28E-05	2.51E-05	2.51E-05	0	0	0	0	263.64	1.42E-03	7.28E-05	2.51E-05	2.51E-05	0	0	0	0	0	0	0	0	0	0	0	0
1000	1100	0.00	1.42E-03	7.28E-05	2.51E-05	2.51E-05	0	0	0	0	330.53	1.42E-03	7.28E-05	2.51E-05	2.51E-05	0	0	0	0	0	0	0	0	0	0	0	0
1100	1200	0.00	1.42E-03	7.28E-05	2.51E-05	2.51E-05	0	0	0	0	295.11	1.42E-03	7.28E-05	2.51E-05	2.51E-05	0	0	0	0	0	0	0	0	0	0	0	0
1200	1300	0.00	1.42E-03	7.28E-05	2.51E-05	2.51E-05	0	0	0	0	257.73	1.42E-03	7.28E-05	2.51E-05	2.51E-05	0	0	0	0	0	0	0	0	0	0	0	0
1300	1400	0.00	1.42E-03	7.28E-05	2.51E-05	2.51E-05	0	0	0	0	247.90	1.42E-03	7.28E-05	2.51E-05	2.51E-05	0	0	0	0	0	0	0	0	0	0	0	0
1400	1500	0.00	1.42E-03	7.28E-05	2.51E-05	2.51E-05	0	0	0	0	253.80	1.42E-03	7.28E-05	2.51E-05	2.51E-05	0	0	0	0	0	0	0	0	0	0	0	0
1500	1600	0.00	1.42E-03	7.28E-05	2.51E-05	2.51E-05	0	0	0	0	319.71	1.42E-03	7.28E-05	2.51E-05	2.51E-05	0	0	0	0	0	0	0	0	0	0	0	0
1600	1700	0.00	1.42E-03	7.28E-05	2.51E-05	2.51E-05	0	0	0	0	289.21	1.42E-03	7.28E-05	2.51E-05	2.51E-05	0	0	0	0	0	0	0	0	0	0	0	0
1700	1800	0.00	1.42E-03	7.28E-05	2.51E-05	2.51E-05	0	0	0	0	327.58	1.42E-03	7.28E-05	2.51E-05	2.51E-05	0	0	0	0	0	0	0	0	0	0	0	0
1800	1900	0.00	1.42E-03	7.28E-05	2.51E-05	2.51E-05	0	0	0	0	250.85	1.42E-03	7.28E-05	2.51E-05	2.51E-05	0	0	0	0	0	0	0	0	0	0	0	0
1900	2000	0.00	1.42E-03	7.28E-05	2.51E-05	2.51E-05	0	0	0	0	318.72	1.42E-03	7.28E-05	2.51E-05	2.51E-05	0	0	0	0	0	0	0	0	0	0	0	0
2000	2100	0.00	1.42E-03	7.28E-05	2.51E-05	2.51E-05	0	0	0	0	217.40	1.42E-03	7.28E-05	2.51E-05	2.51E-05	0	0	0	0	0	0	0	0	0	0	0	0
2100	2200	0.00	1.42E-03	7.28E-05	2.51E-05	2.51E-05	0	0	0	0	208.55	1.42E-03	7.28E-05	2.51E-05	2.51E-05	0	0	0	0	0	0	0	0	0	0	0	0
2200	2300	0.00	1.42E-03	7.28E-05	2.51E-05	2.51E-05	0	0	0	0	177.07	1.42E-03	7.28E-05	2.51E-05	2.51E-05	0	0	0	0	0	0	0	0	0	0	0	0
2300	2400	0.00	1.42E-03	7.28E-05	2.51E-05	2.51E-05	0	0	0	0	120.01	1.42E-03	7.28E-05	2.51E-05	2.51E-05	0	0	0	0	0	0	0	0	0	0	0	0

Parameters

Maximum Duration for adjusting Start Emission =	0	min(s)	*No adjustment
Travelling Distance from Start Point to Carpark Egress =	100	m	(Section 2)
Travelling Distance from Carpark Egress to Open Road =	n/a	m	(Section 3)

Calculations for Adjusted Start Emission

Start Hour	End Hour	Adjusted Start Emission (g)				C: Adjusted Start Emission Within Carpark (Section 2) (g)				C: Adjusted Start Emission Rate Within Carpark (Section 2) (g/s)				Adjusted Start Emission Outside Carpark (Section 3) (g)				E: Adjusted Start Emission Rate Outside Carpark (Section 3) (g/s)			
		Res. NOx	NO_2	RSP	FSP	Res. NOx	NO_2	RSP	FSP	Res. NOx	NO_2	RSP	FSP	Res. NOx	NO_2	RSP	FSP	Res. NOx	NO_2	RSP	FSP
0	100	0	0	0	0	8.37E+00	4.40E-01	8.47E-01	7.94E-01	2.33E-03	1.22E-04	2.35E-04	2.20E-04	0	0	0	0	0	0	0	0
100	200	0	0	0	0	5.76E+00	3.03E-01	5.83E-01	5.46E-01	1.60E-03	8.41E-05	1.62E-04	1.52E-04	0	0	0	0	0	0	0	0
200	300	0	0	0	0	3.07E+00	1.61E-01	3.11E-01	2.91E-01	8.53E-04	4.49E-05	8.64E-05	8.09E-05	0	0	0	0	0	0	0	0
300	400	0	0	0	0	7.68E-02	4.04E-03	7.77E-03	7.28E-03	2.13E-05	1.12E-06	2.16E-06	2.02E-06	0	0	0	0	0	0	0	0
400	500	0	0	0	0	0.00E+00	0.00E+00	0.00E+00	0.00E+00	0.00E+00	0.00E+00	0.00E+00	0.00E+00	0	0	0	0	0	0	0	0
500	600	0	0	0	0	3.84E-01	2.02E-02	3.89E-02	3.64E-02	1.07E-04	5.61E-06	1.08E-05	1.01E-05	0	0	0	0	0	0	0	0
600	700	0	0	0	0	5.68E+00	2.99E-01	5.75E-01	5.39E-01	1.58E-03	8.30E-05	1.60E-04	1.50E-04	0	0	0	0	0	0	0	0
700	800	0	0	0	0	1.70E+01	8.96E-01	1.73E+00	1.62E+00	4.74E-03	2.49E-04	4.79E-04	4.49E-04	0	0	0	0	0	0	0	0
800	900	0	0	0	0	3.18E+01	1.67E+00	3.22E+00	3.01E+00	8.83E-03	4.64E-04	8.94E-04	8.37E-04	0	0	0	0	0	0	0	0
900	1000	0	0	0	0	2.06E+01	1.08E+00	2.08E+00	1.95E+00	5.72E-03	3.01E-04	5.79E-04	5.42E-04	0	0	0	0	0	0	0	0
1000	1100	0	0	0	0	2.58E+01	1.36E+00	2.61E+00	2.45E+00	7.17E-03	3.77E-04	7.25E-04	6.80E-04	0	0	0	0	0	0	0	0
1100	1200	0	0	0	0	2.30E+01	1.21E+00	2.33E+00	2.18E+00	6.40E-03	3.36E-04	6.48E-04	6.07E-04	0	0	0	0	0	0	0	0
1200	1300	0	0	0	0	2.01E+01	1.06E+00	2.04E+00	1.91E+00	5.59E-03	2.94E-04	5.66E-04	5.30E-04	0	0	0	0	0	0	0	0
1300	1400	0	0	0	0	1.94E+01	1.02E+00	1.96E+00	1.83E+00	5.38E-03	2.83E-04	5.44E-04	5.10E-04	0	0	0	0	0	0	0	0
1400	1500	0	0	0	0	1.98E+01	1.04E+00	2.01E+00	1.88E+00	5.50E-03	2.89E-04	5.57E-04	5.22E-04	0	0	0	0	0	0	0	0
1500	1600	0	0	0	0	2.50E+01	1.31E+00	2.53E+00	2.37E+00	6.93E-03	3.64E-04	7.02E-04	6.57E-04	0	0	0	0	0	0	0	0
1600	1700	0	0	0	0	2.26E+01	1.19E+00	2.29E+00	2.14E+00	6.27E-03	3.30E-04	6.35E-04	5.95E-04	0	0	0	0	0	0	0	0
1700	1800	0	0	0	0	2.56E+01	1.34E+00	2.59E+00	2.42E+00	7.10E-03	3.73E-04	7.19E-04	6.73E-04	0	0	0	0	0	0	0	0
1800	1900	0	0	0	0	1.96E+01	1.03E+00	1.98E+00	1.86E+00	5.44E-03	2.86E-04	5.51E-04	5.16E-04	0	0	0	0	0	0	0	0
1900	2000	0	0	0	0	2.49E+01	1.31E+00	2.52E+00	2.36E+00	6.91E-03	3.63E-04	7.00E-04	6.55E-04	0	0	0	0	0	0	0	0
2000	2100	0	0	0	0	1.70E+01	8.92E-01	1.72E+00	1.61E+00	4.71E-03	2.48E-04	4.77E-04	4.47E-04	0	0	0	0	0	0	0	0
2100	2200	0	0	0	0	1.63E+01	8.56E-01	1.65E+00	1.54E+00	4.52E-03	2.38E-04	4.58E-04	4.29E-04	0	0	0	0	0	0	0	0
2200	2300	0	0	0	0	1.38E+01	7.27E-01	1.40E+00	1.31E+00	3.84E-03	2.02E-04	3.89E-04	3.64E-04	0	0	0	0	0	0	0	0
2300	2400	0	0	0	0	9.37E+00	4.93E-01	9.48E-01	8.88E-01	2.60E-03	1.37E-04	2.63E-04	2.47E-04	0	0	0	0	0	0	0	0

PART 4 - Sum up all above parts

Calculations

Start Hour	End Hour	Within Carpark Calc: A+B+C				E: Spread distance (Section 3)			
		Within Carpark (Section 1 + Section 2)				*Start Emissions only emit inside Carpark, not outside.			
		Total Emission Rate (g/s)				Total Emission Rate (g/s)			
		Res. NOx	NO_2	RSP	FSP	Res. NOx	NO_2	RSP	FSP
0	100	2.55E-03	1.34E-04	2.93E-04	2.74E-04	0	0	0	0
100	200	1.75E-03	9.19E-05	2.02E-04	1.89E-04	0	0	0	0
200	300	9.34E-04	4.90E-05	1.08E-04	1.01E-04	0	0	0	0
300	400	2.34E-05	1.23E-06	2.69E-06	2.51E-06	0	0	0	0
400	500	0.00E+00	0.00E+00	0.00E+00	0.00E+00	0	0	0	0
500	600	1.17E-04	6.13E-06	1.34E-05	1.26E-05	0	0	0	0
600	700	1.73E-03	9.07E-05	1.99E-04	1.86E-04	0	0	0	0
700	800	5.19E-03	2.72E-04	5.97E-04	5.58E-04	0	0	0	0
800	900	9.67E-03	5.07E-04	1.11E-03	1.04E-03	0	0	0	0
900	1000	6.26E-03	3.28E-04	7.21E-04	6.74E-04	0	0	0	0
1000	1100	7.85E-03	4.12E-04	9.04E-04	8.45E-04	0	0	0	0
1100	1200	7.01E-03	3.68E-04	8.07E-04	7.54E-04	0	0	0	0
1200	1300	6.12E-03	3.21E-04	7.05E-04	6.59E-04	0	0	0	0
1300	1400	5.89E-03	3.09E-04	6.78E-04	6.34E-04	0	0	0	0
1400	1500	6.03E-03	3.16E-04	6.94E-04	6.49E-04	0	0	0	0
1500	1600	7.59E-03	3.98E-04	8.74E-04	8.17E-04	0	0	0	0
1600	1700	6.87E-03	3.60E-04	7.91E-04	7.39E-04	0	0	0	0
1700	1800	7.78E-03	4.08E-04	8.96E-04	8.37E-04	0	0	0	0
1800	1900	5.96E-03	3.12E-04	6.86E-04	6.41E-04	0	0	0	0
1900	2000	7.57E-03	3.97E-04	8.71E-04	8.15E-04	0	0	0	0
2000	2100	5.16E-03	2.71E-04	5.94E-04	5.56E-04	0	0	0	0
2100	2200	4.95E-03	2.60E-04	5.70E-04	5.33E-04	0	0	0	0
2200	2300	4.20E-03	2.21E-04	4.84E-04	4.53E-04	0	0	0	0
2300	2400	2.85E-03	1.50E-04	3.28E-04	3.07E-04	0	0	0	0

Start Hour	End Hour	Hourly Profile Ratio (0800-0900 as Baseline)				Hourly Profile Ratio (0800-0900 as Baseline)			
		Res. NOx	NO_2	RSP	FSP	Res. NOx	NO_2	RSP	FSP
0	100	0.2833	0.2633	0.2833	0.2633	0	0	0	0
100	200	0.1812	0.1812	0.1812	0.1812	0	0	0	0
200	300	0.0966	0.0966	0.0966	0.0966	0	0	0	0
300	400	0.0024	0.0024	0.0024	0.0024	0	0	0	0
400	500	0.0000	0.0000	0.0000	0.0000	0	0	0	0
500	600	0.0121	0.0121	0.0121	0.0121	0	0	0	0
600	700	0.1787	0.1787	0.1787	0.1787	0	0	0	0
700	800	0.5362	0.5362	0.5362	0.5362	0	0	0	0
800	900	1.0000	1.0000	1.0000	1.0000	0	0	0	0
900	1000	0.6473	0.6473	0.6473	0.6473	0	0	0	0
1000	1100	0.8116	0.8116	0.8116	0.8116	0	0	0	0
1100	1200	0.7246	0.7246	0.7246	0.7246	0	0	0	0
1200	1300	0.6329	0.6329	0.6329	0.6329	0	0	0	0
1300	1400	0.6087	0.6087	0.6087	0.6087	0	0	0	0
1400	1500	0.6232	0.6232	0.6232	0.6232	0	0	0	0
1500	1600	0.7850	0.7850	0.7850	0.7850	0	0	0	0
1600	1700	0.7101	0.7101	0.7101	0.7101	0	0	0	0
1700	1800	0.8043	0.8043	0.8043	0.8043	0	0	0	0
1800	1900	0.6159	0.6159	0.6159	0.6159	0	0	0	0
1900	2000	0.7826	0.7826	0.7826	0.7826	0	0	0	0
2000	2100	0.5338	0.5338	0.5338	0.5338	0	0	0	0
2100	2200	0.5121	0.5121	0.5121	0.5121	0	0	0	0
2200	2300	0.4348	0.4348	0.4348	0.4348	0	0	0	0
2300	2400	0.2947	0.2947	0.2947	0.2947	0	0	0	0

Proposed Carpark | **Carpark Type:** Covered | **Assessment Vehicle:** PC | **Fuel:** DIESEL

PART 1 - Running Emission

Parameters

Total Travelling Distance in Carpark	200	m	
Total Travelling Distance in Carpark	0.200	km	(1km=1000m)
Travelling Speed =	10	kph	

Population Ratio Extracted from EMFAC

Petrol %	Diesel %
98.37%	1.63%

Calculations (Input) — A

Start Hour	End Hour	Total	Total (in Fuel Type)	Within Carpark (Section 1)+(Section 2)											
				Running Emission Factor (g/km·vehicle)				Running Emission Within Carpark (g)				Running Emission Rate Within Carpark (g/s)			
				Res. NOx	NO_2	RSP	FSP	Res. NOx	NO_2	RSP	FSP	Res. NOx	NO_2	RSP	FSP
0	100	109	*1.78*	0.0786	0.0102	0.0059	0.0054	2.79E-02	3.62E-03	2.09E-03	1.92E-03	7.75E-06	1.01E-06	5.82E-07	5.33E-07
100	200	75	*1.22*	0.0786	0.0102	0.0059	0.0054	1.92E-02	2.49E-03	1.44E-03	1.32E-03	5.33E-06	6.92E-07	4.00E-07	3.66E-07
200	300	40	*0.65*	0.0786	0.0102	0.0059	0.0054	1.02E-02	1.33E-03	7.69E-04	7.04E-04	2.84E-06	3.69E-07	2.14E-07	1.95E-07
300	400	1	*0.02*	0.0786	0.0102	0.0059	0.0054	2.56E-04	3.32E-05	1.92E-05	1.76E-05	7.11E-08	9.23E-09	5.34E-09	4.89E-09
400	500	0	*0.00*	0.0786	0.0102	0.0059	0.0054	0.00E+00	0.00E+00	0.00E+00	0.00E+00	0.00E+00	0.00E+00	0.00E+00	0.00E+00
500	600	5	*0.08*	0.0786	0.0102	0.0059	0.0054	1.28E-03	1.66E-04	9.61E-05	8.79E-05	3.56E-07	4.61E-08	2.67E-08	2.44E-08
600	700	74	*1.21*	0.0786	0.0102	0.0059	0.0054	1.89E-02	2.46E-03	1.42E-03	1.30E-03	5.26E-06	6.83E-07	3.95E-07	3.62E-07
700	800	222	*3.62*	0.0786	0.0102	0.0059	0.0054	5.68E-02	7.38E-03	4.27E-03	3.90E-03	1.58E-05	2.05E-06	1.19E-06	1.08E-06
800	900	414	*6.74*	0.0786	0.0102	0.0059	0.0054	1.06E-01	1.38E-02	7.96E-03	7.28E-03	2.94E-05	3.82E-06	2.21E-06	2.02E-06
900	1000	268	*4.36*	0.0786	0.0102	0.0059	0.0054	6.86E-02	8.90E-03	5.15E-03	4.71E-03	1.91E-05	2.47E-06	1.43E-06	1.31E-06
1000	1100	336	*5.47*	0.0786	0.0102	0.0059	0.0054	8.60E-02	1.12E-02	6.46E-03	5.91E-03	2.39E-05	3.10E-06	1.79E-06	1.64E-06
1100	1200	300	*4.89*	0.0786	0.0102	0.0059	0.0054	7.68E-02	9.97E-03	5.77E-03	5.28E-03	2.13E-05	2.77E-06	1.60E-06	1.47E-06
1200	1300	262	*4.27*	0.0786	0.0102	0.0059	0.0054	6.71E-02	8.70E-03	5.03E-03	4.61E-03	1.86E-05	2.42E-06	1.40E-06	1.28E-06
1300	1400	252	*4.10*	0.0786	0.0102	0.0059	0.0054	6.45E-02	8.37E-03	4.84E-03	4.43E-03	1.79E-05	2.33E-06	1.35E-06	1.23E-06
1400	1500	258	*4.20*	0.0786	0.0102	0.0059	0.0054	6.61E-02	8.57E-03	4.96E-03	4.54E-03	1.83E-05	2.38E-06	1.38E-06	1.26E-06
1500	1600	325	*5.29*	0.0786	0.0102	0.0059	0.0054	8.32E-02	1.08E-02	6.25E-03	5.72E-03	2.31E-05	3.00E-06	1.73E-06	1.59E-06
1600	1700	294	*4.79*	0.0786	0.0102	0.0059	0.0054	7.53E-02	9.77E-03	5.65E-03	5.17E-03	2.09E-05	2.71E-06	1.57E-06	1.44E-06
1700	1800	333	*5.42*	0.0786	0.0102	0.0059	0.0054	8.53E-02	1.11E-02	6.40E-03	5.86E-03	2.37E-05	3.07E-06	1.78E-06	1.63E-06
1800	1900	255	*4.15*	0.0786	0.0102	0.0059	0.0054	6.53E-02	8.47E-03	4.90E-03	4.49E-03	1.81E-05	2.35E-06	1.36E-06	1.25E-06
1900	2000	324	*5.28*	0.0786	0.0102	0.0059	0.0054	8.29E-02	1.08E-02	6.23E-03	5.70E-03	2.30E-05	2.99E-06	1.73E-06	1.58E-06
2000	2100	221	*3.60*	0.0786	0.0102	0.0059	0.0054	5.66E-02	7.34E-03	4.25E-03	3.89E-03	1.57E-05	2.04E-06	1.18E-06	1.08E-06
2100	2200	212	*3.45*	0.0786	0.0102	0.0059	0.0054	5.43E-02	7.04E-03	4.07E-03	3.73E-03	1.51E-05	1.96E-06	1.13E-06	1.04E-06
2200	2300	180	*2.93*	0.0786	0.0102	0.0059	0.0054	4.61E-02	5.98E-03	3.46E-03	3.17E-03	1.28E-05	1.66E-06	9.61E-07	8.79E-07
2300	2400	122	*1.99*	0.0786	0.0102	0.0059	0.0054	3.12E-02	4.05E-03	2.34E-03	2.15E-03	8.68E-06	1.13E-06	6.51E-07	5.96E-07

PART 2 - Start Emission

Start Emission Factor Extracted from EMFAC (g/trip)

	5	10	20	30	40	50	60	120	180	240	300	360	420	480	540	600	660	720
Res. NOx	0	0	0	0	0	0	0	0	**0**	0	0	0	0	0	0	0	0	0
NO2	0	0	0	0	0	0	0	0	**0**	0	0	0	0	0	0	0	0	0
RSP	0	0	0	0	0	0	0	0	**0**	0	0	0	0	0	0	0	0	0
FSP	0	0	0	0	0	0	0	0	**0**	0	0	0	0	0	0	0	0	0

Calculations

Start Hour	End Hour	Total in Fuel	Number of Trips																		Start Emission (g)			
			5	10	20	30	40	50	60	120	180	240	300	360	420	480	540	600	660	720	Res. NOx	NO_2	RSP	FSP
0	100	*1.78*	0	0	*0*	0	0	0	0	0	*1.78*	0	0	0	0	0	0	0	0	0	0	0	0	0
100	200	*1.22*	0	0	*0*	0	0	0	0	0	*1.22*	0	0	0	0	0	0	0	0	0	0	0	0	0
200	300	*0.65*	0	0	*0*	0	0	0	0	0	*0.65*	0	0	0	0	0	0	0	0	0	0	0	0	0
300	400	*0.02*	0	0	*0*	0	0	0	0	0	*0.02*	0	0	0	0	0	0	0	0	0	0	0	0	0
400	500	*0.00*	0	0	*0*	0	0	0	0	0	*0.00*	0	0	0	0	0	0	0	0	0	0	0	0	0
500	600	*0.08*	0	0	*0*	0	0	0	0	0	*0.08*	0	0	0	0	0	0	0	0	0	0	0	0	0
600	700	*1.21*	0	0	*0*	0	0	0	0	0	*1.21*	0	0	0	0	0	0	0	0	0	0	0	0	0
700	800	*3.62*	0	0	*0*	0	0	0	0	0	*3.62*	0	0	0	0	0	0	0	0	0	0	0	0	0
800	900	*6.74*	0	0	*0*	0	0	0	0	0	*6.74*	0	0	0	0	0	0	0	0	0	0	0	0	0
900	1000	*4.36*	0	0	*0*	0	0	0	0	0	*4.36*	0	0	0	0	0	0	0	0	0	0	0	0	0
1000	1100	*5.47*	0	0	*0*	0	0	0	0	0	*5.47*	0	0	0	0	0	0	0	0	0	0	0	0	0
1100	1200	*4.89*	0	0	*0*	0	0	0	0	0	*4.89*	0	0	0	0	0	0	0	0	0	0	0	0	0
1200	1300	*4.27*	0	0	*0*	0	0	0	0	0	*4.27*	0	0	0	0	0	0	0	0	0	0	0	0	0
1300	1400	*4.10*	0	0	*0*	0	0	0	0	0	*4.10*	0	0	0	0	0	0	0	0	0	0	0	0	0
1400	1500	*4.20*	0	0	*0*	0	0	0	0	0	*4.20*	0	0	0	0	0	0	0	0	0	0	0	0	0
1500	1600	*5.29*	0	0	*0*	0	0	0	0	0	*5.29*	0	0	0	0	0	0	0	0	0	0	0	0	0
1600	1700	*4.79*	0	0	*0*	0	0	0	0	0	*4.79*	0	0	0	0	0	0	0	0	0	0	0	0	0
1700	1800	*5.42*	0	0	*0*	0	0	0	0	0	*5.42*	0	0	0	0	0	0	0	0	0	0	0	0	0
1800	1900	*4.15*	0	0	*0*	0	0	0	0	0	*4.15*	0	0	0	0	0	0	0	0	0	0	0	0	0
1900	2000	*5.28*	0	0	*0*	0	0	0	0	0	*5.28*	0	0	0	0	0	0	0	0	0	0	0	0	0
2000	2100	*3.60*	0	0	*0*	0	0	0	0	0	*3.60*	0	0	0	0	0	0	0	0	0	0	0	0	0
2100	2200	*3.45*	0	0	*0*	0	0	0	0	0	3.45	0	0	0	0	0	0	0	0	0	0	0	0	0
2200	2300	*2.93*	0	0	*0*	0	0	0	0	0	2.93	0	0	0	0	0	0	0	0	0	0	0	0	0
2300	2400	*1.99*	0	0	*0*	0	0	0	0	0	1.99	0	0	0	0	0	0	0	0	0	0	0	0	0

PART 3 - Idling Emission

Parameters

Idling Time = 0 min(s) *Assume Engine Start and Go.

Calculations

*Cold Idling Emission Factor = 60-720min; Hot Idling Emission Factor = 5-50min.

*Total Idling Emission = Cold Idling Emission Factor + Hot Idling Emission Factor

Start Hour	End Hour	Trips (60-720min)	Cold Idling Factor Emission Factor (g/min)				Cold Idling Emission Factor(g)				Trips (5-50min)	Hot Idling Emission Factor (g/min)				Hot Idling Emission Factor(g)				Total Idling Emission within Carpark (g)				B: Total Idling Emission Rate within Carpark (g/s)			
			Res. NOx	NO_2	RSP	FSP	Res. NOx	NO_2	RSP	FSP		Res. NOx	NO_2	RSP	FSP	Res. NOx	NO_2	RSP	FSP	Res. NOx	NO_2	RSP	FSP	Res. NOx	NO_2	RSP	FSP
0	100	1.78	4.70E-02	6.10E-03	8.28E-04	8.28E-04	0	0	0	0	0.00	4.70E-02	6.10E-03	8.28E-04	8.28E-04	0	0	0	0	0	0	0	0	0	0	0	0
100	200	1.22	4.70E-02	6.10E-03	8.28E-04	8.28E-04	0	0	0	0	0.00	4.70E-02	6.10E-03	8.28E-04	8.28E-04	0	0	0	0	0	0	0	0	0	0	0	0
200	300	0.65	4.70E-02	6.10E-03	8.28E-04	8.28E-04	0	0	0	0	0.00	4.70E-02	6.10E-03	8.28E-04	8.28E-04	0	0	0	0	0	0	0	0	0	0	0	0
300	400	0.02	4.70E-02	6.10E-03	8.28E-04	8.28E-04	0	0	0	0	0.00	4.70E-02	6.10E-03	8.28E-04	8.28E-04	0	0	0	0	0	0	0	0	0	0	0	0
400	500	0.00	4.70E-02	6.10E-03	8.28E-04	8.28E-04	0	0	0	0	0.00	4.70E-02	6.10E-03	8.28E-04	8.28E-04	0	0	0	0	0	0	0	0	0	0	0	0
500	600	0.08	4.70E-02	6.10E-03	8.28E-04	8.28E-04	0	0	0	0	0.00	4.70E-02	6.10E-03	8.28E-04	8.28E-04	0	0	0	0	0	0	0	0	0	0	0	0
600	700	1.21	4.70E-02	6.10E-03	8.28E-04	8.28E-04	0	0	0	0	0.00	4.70E-02	6.10E-03	8.28E-04	8.28E-04	0	0	0	0	0	0	0	0	0	0	0	0
700	800	3.62	4.70E-02	6.10E-03	8.28E-04	8.28E-04	0	0	0	0	0.00	4.70E-02	6.10E-03	8.28E-04	8.28E-04	0	0	0	0	0	0	0	0	0	0	0	0
800	900	6.74	4.70E-02	6.10E-03	8.28E-04	8.28E-04	0	0	0	0	0.00	4.70E-02	6.10E-03	8.28E-04	8.28E-04	0	0	0	0	0	0	0	0	0	0	0	0
900	1000	4.36	4.70E-02	6.10E-03	8.28E-04	8.28E-04	0	0	0	0	0.00	4.70E-02	6.10E-03	8.28E-04	8.28E-04	0	0	0	0	0	0	0	0	0	0	0	0
1000	1100	5.47	4.70E-02	6.10E-03	8.28E-04	8.28E-04	0	0	0	0	0.00	4.70E-02	6.10E-03	8.28E-04	8.28E-04	0	0	0	0	0	0	0	0	0	0	0	0
1100	1200	4.89	4.70E-02	6.10E-03	8.28E-04	8.28E-04	0	0	0	0	0.00	4.70E-02	6.10E-03	8.28E-04	8.28E-04	0	0	0	0	0	0	0	0	0	0	0	0
1200	1300	4.27	4.70E-02	6.10E-03	8.28E-04	8.28E-04	0	0	0	0	0.00	4.70E-02	6.10E-03	8.28E-04	8.28E-04	0	0	0	0	0	0	0	0	0	0	0	0
1300	1400	4.10	4.70E-02	6.10E-03	8.28E-04	8.28E-04	0	0	0	0	0.00	4.70E-02	6.10E-03	8.28E-04	8.28E-04	0	0	0	0	0	0	0	0	0	0	0	0
1400	1500	4.20	4.70E-02	6.10E-03	8.28E-04	8.28E-04	0	0	0	0	0.00	4.70E-02	6.10E-03	8.28E-04	8.28E-04	0	0	0	0	0	0	0	0	0	0	0	0
1500	1600	5.29	4.70E-02	6.10E-03	8.28E-04	8.28E-04	0	0	0	0	0.00	4.70E-02	6.10E-03	8.28E-04	8.28E-04	0	0	0	0	0	0	0	0	0	0	0	0
1600	1700	4.79	4.70E-02	6.10E-03	8.28E-04	8.28E-04	0	0	0	0	0.00	4.70E-02	6.10E-03	8.28E-04	8.28E-04	0	0	0	0	0	0	0	0	0	0	0	0
1700	1800	5.42	4.70E-02	6.10E-03	8.28E-04	8.28E-04	0	0	0	0	0.00	4.70E-02	6.10E-03	8.28E-04	8.28E-04	0	0	0	0	0	0	0	0	0	0	0	0
1800	1900	4.15	4.70E-02	6.10E-03	8.28E-04	8.28E-04	0	0	0	0	0.00	4.70E-02	6.10E-03	8.28E-04	8.28E-04	0	0	0	0	0	0	0	0	0	0	0	0
1900	2000	5.28	4.70E-02	6.10E-03	8.28E-04	8.28E-04	0	0	0	0	0.00	4.70E-02	6.10E-03	8.28E-04	8.28E-04	0	0	0	0	0	0	0	0	0	0	0	0
2000	2100	3.60	4.70E-02	6.10E-03	8.28E-04	8.28E-04	0	0	0	0	0.00	4.70E-02	6.10E-03	8.28E-04	8.28E-04	0	0	0	0	0	0	0	0	0	0	0	0
2100	2200	3.45	4.70E-02	6.10E-03	8.28E-04	8.28E-04	0	0	0	0	0.00	4.70E-02	6.10E-03	8.28E-04	8.28E-04	0	0	0	0	0	0	0	0	0	0	0	0
2200	2300	2.93	4.70E-02	6.10E-03	8.28E-04	8.28E-04	0	0	0	0	0.00	4.70E-02	6.10E-03	8.28E-04	8.28E-04	0	0	0	0	0	0	0	0	0	0	0	0
2300	2400	1.99	4.70E-02	6.10E-03	8.28E-04	8.28E-04	0	0	0	0	0.00	4.70E-02	6.10E-03	8.28E-04	8.28E-04	0	0	0	0	0	0	0	0	0	0	0	0

Parameters

Maximum Duration for adjusting Start Emission = 1 min(s) *As per EPD Guidleine

Travelling Distance from Start Point to Carpark Egress = 100 m (Section 2)

Travelling Distance from Carpark Egress to Open Road = 600 m (Section 3) * (Section 2)+(Section 3) = 700m Spread Distance as per EPD Guideline

Calculations for Adjusted Start Emission

Start Hour	End Hour	Adjusted Start Emission (g)				Adjusted Start Emission Within Carpark (Section 2) (g)				C: Adjusted Start Emission Rate Within Carpark (Section 2) (g/s)				Adjusted Start Emission Outside Carpark (Section 3) (g)				E: Adjusted Start Emission Rate Outside Carpark (Section 3) (g/s)			
		Res. NOx	NO_2	RSP	FSP	Res. NOx	NO_2	RSP	FSP	Res. NOx	NO_2	RSP	FSP	Res. NOx	NO_2	RSP	FSP	Res. NOx	NO_2	RSP	FSP
0	100	0	0	0	0	0	0	0	0	0	0	0	0	0	0	0	0	0	0	0	0
100	200	0	0	0	0	0	0	0	0	0	0	0	0	0	0	0	0	0	0	0	0
200	300	0	0	0	0	0	0	0	0	0	0	0	0	0	0	0	0	0	0	0	0
300	400	0	0	0	0	0	0	0	0	0	0	0	0	0	0	0	0	0	0	0	0
400	500	0	0	0	0	0	0	0	0	0	0	0	0	0	0	0	0	0	0	0	0
500	600	0	0	0	0	0	0	0	0	0	0	0	0	0	0	0	0	0	0	0	0
600	700	0	0	0	0	0	0	0	0	0	0	0	0	0	0	0	0	0	0	0	0
700	800	0	0	0	0	0	0	0	0	0	0	0	0	0	0	0	0	0	0	0	0
800	900	0	0	0	0	0	0	0	0	0	0	0	0	0	0	0	0	0	0	0	0
900	1000	0	0	0	0	0	0	0	0	0	0	0	0	0	0	0	0	0	0	0	0
1000	1100	0	0	0	0	0	0	0	0	0	0	0	0	0	0	0	0	0	0	0	0
1100	1200	0	0	0	0	0	0	0	0	0	0	0	0	0	0	0	0	0	0	0	0
1200	1300	0	0	0	0	0	0	0	0	0	0	0	0	0	0	0	0	0	0	0	0
1300	1400	0	0	0	0	0	0	0	0	0	0	0	0	0	0	0	0	0	0	0	0
1400	1500	0	0	0	0	0	0	0	0	0	0	0	0	0	0	0	0	0	0	0	0
1500	1600	0	0	0	0	0	0	0	0	0	0	0	0	0	0	0	0	0	0	0	0
1600	1700	0	0	0	0	0	0	0	0	0	0	0	0	0	0	0	0	0	0	0	0
1700	1800	0	0	0	0	0	0	0	0	0	0	0	0	0	0	0	0	0	0	0	0
1800	1900	0	0	0	0	0	0	0	0	0	0	0	0	0	0	0	0	0	0	0	0
1900	2000	0	0	0	0	0	0	0	0	0	0	0	0	0	0	0	0	0	0	0	0
2000	2100	0	0	0	0	0	0	0	0	0	0	0	0	0	0	0	0	0	0	0	0
2100	2200	0	0	0	0	0	0	0	0	0	0	0	0	0	0	0	0	0	0	0	0
2200	2300	0	0	0	0	0	0	0	0	0	0	0	0	0	0	0	0	0	0	0	0
2300	2400	0	0	0	0	0	0	0	0	0	0	0	0	0	0	0	0	0	0	0	0

PART 4 - Sum up all above parts

Calculations

Start Hour	End Hour	Within Carpark Calc: A+B+C				E: Spread distance (Section 3)			
		Within Carpark (Section 1 + Section 2)				Outside Carpark			
		Total Emission Rate (g/s)				Total Emission Rate (g/s)			
		Res. NOx	NO_2	RSP	FSP	Res. NOx	NO_2	RSP	FSP
0	100	7.75E-06	1.01E-06	5.82E-07	5.33E-07	0	0	0	0
100	200	5.33E-06	6.92E-07	4.00E-07	3.66E-07	0	0	0	0
200	300	2.84E-06	3.69E-07	2.14E-07	1.95E-07	0	0	0	0
300	400	7.11E-08	9.23E-09	5.34E-09	4.89E-09	0	0	0	0
400	500	0.00E+00	0.00E+00	0.00E+00	0.00E+00	0	0	0	0
500	600	3.56E-07	4.61E-08	2.67E-08	2.44E-08	0	0	0	0
600	700	5.26E-06	6.83E-07	3.95E-07	3.62E-07	0	0	0	0
700	800	1.58E-05	2.05E-06	1.19E-06	1.08E-06	0	0	0	0
800	900	2.94E-05	3.82E-06	2.21E-06	2.02E-06	0	0	0	0
900	1000	1.91E-05	2.47E-06	1.43E-06	1.31E-06	0	0	0	0
1000	1100	2.39E-05	3.10E-06	1.79E-06	1.64E-06	0	0	0	0
1100	1200	2.13E-05	2.77E-06	1.60E-06	1.47E-06	0	0	0	0
1200	1300	1.86E-05	2.42E-06	1.40E-06	1.28E-06	0	0	0	0
1300	1400	1.79E-05	2.33E-06	1.35E-06	1.23E-06	0	0	0	0
1400	1500	1.83E-05	2.38E-06	1.38E-06	1.26E-06	0	0	0	0
1500	1600	2.31E-05	3.00E-06	1.73E-06	1.59E-06	0	0	0	0
1600	1700	2.09E-05	2.71E-06	1.57E-06	1.44E-06	0	0	0	0
1700	1800	2.37E-05	3.07E-06	1.78E-06	1.63E-06	0	0	0	0
1800	1900	1.81E-05	2.35E-06	1.36E-06	1.25E-06	0	0	0	0
1900	2000	2.30E-05	2.99E-06	1.73E-06	1.58E-06	0	0	0	0
2000	2100	1.57E-05	2.04E-06	1.18E-06	1.08E-06	0	0	0	0
2100	2200	1.51E-05	1.96E-06	1.13E-06	1.04E-06	0	0	0	0
2200	2300	1.28E-05	1.66E-06	9.61E-07	8.79E-07	0	0	0	0
2300	2400	8.68E-06	1.13E-06	6.51E-07	5.96E-07	0	0	0	0

Start Hour	End Hour	Hourly Profile Ratio (0800-0900 as Baseline)				Hourly Profile Ratio (0800-0900 as Baseline)			
		Res. NOx	NO_2	RSP	FSP	Res. NOx	NO_2	RSP	FSP
0	100	0.2833	0.2833	0.2833	0.2833	0	0	0	0
100	200	0.1812	0.1812	0.1812	0.1812	0	0	0	0
200	300	0.0966	0.0966	0.0966	0.0966	0	0	0	0
300	400	0.0024	0.0024	0.0024	0.0024	0	0	0	0
400	500	0.0000	0.0000	0.0000	0.0000	0	0	0	0
500	600	0.0121	0.0121	0.0121	0.0121	0	0	0	0
600	700	0.1787	0.1787	0.1787	0.1787	0	0	0	0
700	800	0.5362	0.5362	0.5362	0.5362	0	0	0	0
800	900	1.0000	1.0000	1.0000	1.0000	0	0	0	0
900	1000	0.6473	0.6473	0.6473	0.6473	0	0	0	0
1000	1100	0.8116	0.8116	0.8116	0.8116	0	0	0	0
1100	1200	0.7246	0.7246	0.7246	0.7246	0	0	0	0
1200	1300	0.6329	0.6329	0.6329	0.6329	0	0	0	0
1300	1400	0.6087	0.6087	0.6087	0.6087	0	0	0	0
1400	1500	0.6232	0.6232	0.6232	0.6232	0	0	0	0
1500	1600	0.7850	0.7850	0.7850	0.7850	0	0	0	0
1600	1700	0.7101	0.7101	0.7101	0.7101	0	0	0	0
1700	1800	0.8043	0.8043	0.8043	0.8043	0	0	0	0
1800	1900	0.6159	0.6159	0.6159	0.6159	0	0	0	0
1900	2000	0.7826	0.7826	0.7826	0.7826	0	0	0	0
2000	2100	0.5338	0.5338	0.5338	0.5338	0	0	0	0
2100	2200	0.5121	0.5121	0.5121	0.5121	0	0	0	0
2200	2300	0.4348	0.4348	0.4348	0.4348	0	0	0	0
2300	2400	0.2947	0.2947	0.2947	0.2947	0	0	0	0

Appendix 3.13
Predicted Pollutant Concentrations at Assessment Points - Cumulative Impact for Operation Phase

Predicted Pollutant Concentrations at Assessment Locations

ASR	Description	Height (mAG)	Operation Phase						
			Design Case (Model ID: A)						
			NO2		RSP		FSP		
			19th Highest Hourly Averaged Conc. ($\mu g/m^3$)	Annual Averaged Conc. ($\mu g/m^3$)	10th Highest Daily Averaged Conc. ($\mu g/m^3$)	Annual Averaged Conc. ($\mu g/m^3$)	36th Highest Daily Averaged Conc. ($\mu g/m^3$)	19th Highest Daily Averaged Conc. ($\mu g/m^3$)	Annual Averaged Conc. ($\mu g/m^3$)
AQO Standards			**200**	**40**	**100**	**50**	**50**	**50**	**25**
AH11_00150	Ching Ho Estate - Ching Chiu House	1.5	114.3	17.7	65.0	27.3	25.2	36.1	15.7
AH11_00500	Ching Ho Estate - Ching Chiu House	5.0	112.4	17.2	65.0	27.3	25.2	36.1	15.7
AH11_01000	Ching Ho Estate - Ching Chiu House	10.0	112.3	16.2	64.9	27.3	25.2	36.1	15.7
AH11_01500	Ching Ho Estate - Ching Chiu House	15.0	112.2	15.5	64.9	27.3	25.2	36.1	15.6
AH11_02000	Ching Ho Estate - Ching Chiu House	20.0	107.6	15.0	64.9	27.2	25.2	36.0	15.6
AH11_02500	Ching Ho Estate - Ching Chiu House	25.0	106.4	14.7	64.8	27.2	25.2	36.0	15.6
AH11_03000	Ching Ho Estate - Ching Chiu House	30.0	106.4	14.5	64.8	27.2	25.2	36.0	15.6
AH11_04000	Ching Ho Estate - Ching Chiu House	40.0	106.4	14.2	64.7	27.2	25.2	36.0	15.6
AH11_05000	Ching Ho Estate - Ching Chiu House	50.0	106.4	14.1	64.7	27.2	25.2	36.0	15.6
AH11_07500	Ching Ho Estate - Ching Chiu House	75.0	105.1	14.0	64.7	27.2	25.2	36.0	15.6
AH11_10000	Ching Ho Estate - Ching Chiu House	100.0	104.7	13.7	64.7	27.2	25.2	36.0	15.6
AH12_00150	Ching Ho Estate - Ching Ping House	1.5	112.5	17.4	65.0	27.3	25.3	36.1	15.7
AH12_00500	Ching Ho Estate - Ching Ping House	5.0	112.5	17.2	65.0	27.3	25.2	36.1	15.7
AH12_01000	Ching Ho Estate - Ching Ping House	10.0	112.4	16.6	64.9	27.3	25.2	36.1	15.7
AH12_01500	Ching Ho Estate - Ching Ping House	15.0	112.3	15.9	64.9	27.3	25.2	36.1	15.7
AH12_02000	Ching Ho Estate - Ching Ping House	20.0	109.8	15.3	64.8	27.3	25.2	36.0	15.6
AH12_02500	Ching Ho Estate - Ching Ping House	25.0	106.6	14.8	64.8	27.2	25.2	36.0	15.6
AH12_03000	Ching Ho Estate - Ching Ping House	30.0	106.4	14.5	64.8	27.2	25.2	36.0	15.6
AH12_04000	Ching Ho Estate - Ching Ping House	40.0	106.4	14.2	64.7	27.2	25.2	36.0	15.6
AH12_05000	Ching Ho Estate - Ching Ping House	50.0	106.4	14.1	64.7	27.2	25.2	36.0	15.6
AH12_07500	Ching Ho Estate - Ching Ping House	75.0	106.3	14.0	64.7	27.2	25.2	36.0	15.6
AH12_10000	Ching Ho Estate - Ching Ping House	100.0	104.7	13.7	64.7	27.2	25.2	36.0	15.6
AH13_00150	Ching Ho Estate - Ching Yu House	1.5	114.2	17.6	64.9	27.3	25.2	36.1	15.7
AH13_00500	Ching Ho Estate - Ching Yu House	5.0	114.0	17.3	65.0	27.3	25.2	36.1	15.7
AH13_01000	Ching Ho Estate - Ching Yu House	10.0	112.2	16.5	64.9	27.3	25.2	36.1	15.7
AH13_01500	Ching Ho Estate - Ching Yu House	15.0	111.7	15.5	64.8	27.3	25.2	36.1	15.6
AH13_02000	Ching Ho Estate - Ching Yu House	20.0	109.0	14.9	64.8	27.2	25.2	36.0	15.6
AH13_02500	Ching Ho Estate - Ching Yu House	25.0	106.5	14.6	64.7	27.2	25.2	36.0	15.6
AH13_03000	Ching Ho Estate - Ching Yu House	30.0	106.5	14.4	64.7	27.2	25.2	36.0	15.6
AH13_04000	Ching Ho Estate - Ching Yu House	40.0	106.4	14.1	64.7	27.2	25.2	36.0	15.6
AH13_05000	Ching Ho Estate - Ching Yu House	50.0	107.5	14.0	64.7	27.2	25.2	36.0	15.6
AH13_07500	Ching Ho Estate - Ching Yu House	75.0	107.6	14.0	64.7	27.2	25.2	36.0	15.6
AH13_10000	Ching Ho Estate - Ching Yu House	100.0	105.5	13.7	64.7	27.2	25.2	36.0	15.6
AH21_00150	Cheung Lung Wai Estate - Ching Cheung House	1.5	125.9	24.9	65.4	27.6	25.5	36.3	16.0
AH21_00500	Cheung Lung Wai Estate - Ching Cheung House	5.0	116.4	22.4	65.3	27.5	25.4	36.3	15.9
AH21_01000	Cheung Lung Wai Estate - Ching Cheung House	10.0	111.7	19.6	65.2	27.4	25.4	36.2	15.8
AH21_01500	Cheung Lung Wai Estate - Ching Cheung House	15.0	107.8	18.0	65.0	27.4	25.4	36.2	15.7
AH21_02000	Cheung Lung Wai Estate - Ching Cheung House	20.0	106.4	16.9	65.0	27.3	25.3	36.1	15.7
AH21_02500	Cheung Lung Wai Estate - Ching Cheung House	25.0	106.4	16.1	64.9	27.3	25.3	36.1	15.7
AH21_03000	Cheung Lung Wai Estate - Ching Cheung House	30.0	106.4	15.5	64.9	27.3	25.3	36.1	15.7
AH21_04000	Cheung Lung Wai Estate - Ching Cheung House	40.0	105.4	14.9	64.8	27.3	25.2	36.0	15.6
AH21_05000	Cheung Lung Wai Estate - Ching Cheung House	50.0	105.1	14.6	64.8	27.2	25.2	36.0	15.6
AH21_07500	Cheung Lung Wai Estate - Ching Cheung House	75.0	110.8	15.6	65.2	27.3	25.2	36.4	15.7
AH21_10000	Cheung Lung Wai Estate - Ching Cheung House	100.0	104.7	13.9	64.7	27.2	25.2	36.0	15.6
AH22_00150	Cheung Lung Wai Estate - King Cheung House	1.5	117.7	22.8	65.3	27.5	25.4	36.3	15.9
AH22_00500	Cheung Lung Wai Estate - King Cheung House	5.0	117.5	22.2	65.3	27.5	25.4	36.3	15.9
AH22_01000	Cheung Lung Wai Estate - King Cheung House	10.0	111.8	20.1	65.2	27.4	25.4	36.2	15.8
AH22_01500	Cheung Lung Wai Estate - King Cheung House	15.0	107.6	18.2	65.1	27.4	25.3	36.2	15.7
AH22_02000	Cheung Lung Wai Estate - King Cheung House	20.0	106.6	16.9	65.0	27.3	25.3	36.1	15.7
AH22_02500	Cheung Lung Wai Estate - King Cheung House	25.0	106.4	16.0	64.9	27.3	25.3	36.1	15.7
AH22_03000	Cheung Lung Wai Estate - King Cheung House	30.0	106.4	15.4	64.9	27.3	25.3	36.1	15.6
AH22_04000	Cheung Lung Wai Estate - King Cheung House	40.0	106.4	14.7	64.8	27.2	25.2	36.0	15.6
AH22_05000	Cheung Lung Wai Estate - King Cheung House	50.0	105.3	14.5	64.8	27.2	25.2	36.0	15.6
AH22_07500	Cheung Lung Wai Estate - King Cheung House	75.0	104.9	15.0	64.9	27.3	25.2	36.1	15.7
AH22_10000	Cheung Lung Wai Estate - King Cheung House	100.0	104.7	13.8	64.7	27.2	25.2	36.0	15.6
AH31_00150	Tai Ping Estate - Tin Ping Kindergarden	1.5	133.7	32.0	67.6	33.9	26.1	36.1	16.4
AH32_00150	Tai Ping Estate - Ping Hay House	1.5	134.2	28.4	68.4	33.9	25.9	35.9	16.3
AH32_00500	Tai Ping Estate - Ping Hay House	5.0	134.0	27.0	68.2	33.8	25.8	35.8	16.2
AH32_01000	Tai Ping Estate - Ping Hay House	10.0	130.9	24.1	69.7	33.5	25.7	35.8	16.1
AH32_01500	Tai Ping Estate - Ping Hay House	15.0	128.3	21.8	70.2	33.1	25.6	35.7	16.0
AH32_02000	Tai Ping Estate - Ping Hay House	20.0	127.2	20.2	65.7	32.4	25.5	35.7	15.9
AH32_02500	Tai Ping Estate - Ping Hay House	25.0	125.3	19.2	65.6	31.7	25.4	35.6	15.9
AH32_03000	Tai Ping Estate - Ping Hay House	30.0	124.8	18.6	65.6	31.1	25.4	35.6	15.9
AH32_04000	Tai Ping Estate - Ping Hay House	40.0	124.0	18.0	65.6	30.4	25.4	35.6	15.9
AH32_05000	Tai Ping Estate - Ping Hay House	50.0	120.1	17.7	65.6	30.2	25.4	35.6	15.9
AH32_07500	Tai Ping Estate - Ping Hay House	75.0	124.7	19.1	65.5	29.9	25.4	35.6	15.9
AH41_00150	Choi Yuen Estate - Choi Lai House	1.5	143.5	31.9	73.7	33.3	25.9	35.8	16.4
AH41_00500	Choi Yuen Estate - Choi Lai House	5.0	139.4	29.6	73.7	33.2	25.8	35.8	16.3
AH41_01000	Choi Yuen Estate - Choi Lai House	10.0	132.7	25.3	73.5	32.9	25.6	35.7	16.1
AH41_01500	Choi Yuen Estate - Choi Lai House	15.0	128.1	22.3	73.4	32.5	25.5	35.7	16.0
AH41_02000	Choi Yuen Estate - Choi Lai House	20.0	127.7	20.5	71.7	31.8	25.5	35.6	16.0
AH41_02500	Choi Yuen Estate - Choi Lai House	25.0	125.5	19.4	71.4	31.1	25.4	35.6	15.9
AH41_03000	Choi Yuen Estate - Choi Lai House	30.0	124.6	18.7	65.5	30.5	25.4	35.6	15.9
AH41_04000	Choi Yuen Estate - Choi Lai House	40.0	122.8	17.9	65.5	29.7	25.4	35.6	15.9
AH41_05000	Choi Yuen Estate - Choi Lai House	50.0	124.6	17.6	65.5	29.3	25.4	35.6	15.8
AH42_00150	Choi Yuen Estate - Choi Wu House	1.5	141.7	29.9	72.8	32.9	25.8	35.8	16.3
AH42_00500	Choi Yuen Estate - Choi Wu House	5.0	139.6	28.9	72.7	32.8	25.8	35.7	16.3
AH42_01000	Choi Yuen Estate - Choi Wu House	10.0	134.9	26.3	72.1	32.5	25.7	35.7	16.2
AH42_01500	Choi Yuen Estate - Choi Wu House	15.0	130.0	23.5	73.5	32.1	25.6	35.7	16.1
AH42_02000	Choi Yuen Estate - Choi Wu House	20.0	128.0	21.3	71.8	31.5	25.5	35.6	16.0
AH42_02500	Choi Yuen Estate - Choi Wu House	25.0	126.5	19.8	65.5	30.8	25.5	35.6	15.9
AH42_03000	Choi Yuen Estate - Choi Wu House	30.0	124.6	18.9	65.5	30.3	25.4	35.6	15.9
AH42_04000	Choi Yuen Estate - Choi Wu House	40.0	123.9	17.9	65.5	29.5	25.4	35.6	15.9
AH42_05000	Choi Yuen Estate - Choi Wu House	50.0	124.6	17.5	65.5	29.1	25.4	35.6	15.8

Predicted Pollutant Concentrations at Assessment Locations

ASR	Description	Height (mAG)	Operation Phase						
			Design Case (Model ID: A)						
			NO2		RSP		FSP		
			19th Highest Hourly Averaged Conc. (μg/m^3)	Annual Averaged Conc. (μg/m^3)	10th Highest Daily Averaged Conc. (μg/m^3)	Annual Averaged Conc. (μg/m^3)	36th Highest Daily Averaged Conc. (μg/m^3)	19th Highest Daily Averaged Conc. (μg/m^3)	Annual Averaged Conc. (μg/m^3)
	AQO Standards		**200**	**40**	**100**	**50**	**50**	**50**	**25**
AH42_07500	Choi Yuen Estate - Choi Wu House	75.0	124.7	17.5	65.5	28.8	25.4	35.6	15.8
AH51_00150	Royal Green - Tower 3	1.5	116.1	28.4	64.9	27.6	25.7	36.4	16.0
AH51_00500	Royal Green - Tower 3	5.0	115.9	24.1	64.8	27.5	25.5	36.3	15.9
AH51_01000	Royal Green - Tower 3	10.0	113.9	19.6	64.8	27.4	25.3	36.2	15.7
AH51_01500	Royal Green - Tower 3	15.0	108.5	17.2	64.8	27.3	25.3	36.1	15.7
AH51_02000	Royal Green - Tower 3	20.0	107.2	15.9	64.8	27.3	25.2	36.1	15.7
AH51_02500	Royal Green - Tower 3	25.0	106.5	15.2	64.8	27.3	25.2	36.0	15.6
AH51_03000	Royal Green - Tower 3	30.0	106.5	14.8	64.7	27.2	25.2	36.0	15.6
AH51_04000	Royal Green - Tower 3	40.0	106.4	14.3	64.7	27.2	25.2	36.0	15.6
AH51_05000	Royal Green - Tower 3	50.0	106.4	14.1	64.7	27.2	25.2	36.0	15.6
AH51_07500	Royal Green - Tower 3	75.0	107.7	14.1	64.7	27.2	25.2	36.0	15.6
AH51_10000	Royal Green - Tower 3	100.0	105.7	13.7	64.7	27.2	25.2	36.0	15.6
AH61_00150	Glorious Peak	1.5	143.7	35.4	64.8	27.7	25.9	36.4	16.0
AH61_00500	Glorious Peak	5.0	132.6	29.9	64.8	27.5	25.6	36.2	15.9
AH61_01000	Glorious Peak	10.0	112.7	18.9	64.7	27.3	25.3	36.1	15.7
AH61_01500	Glorious Peak	15.0	111.7	15.8	64.7	27.3	25.2	36.0	15.6
AH61_02000	Glorious Peak	20.0	110.2	15.0	64.7	27.2	25.2	36.0	15.6
AH61_02500	Glorious Peak	25.0	107.9	14.6	64.7	27.2	25.2	36.0	15.6
AH61_03000	Glorious Peak	30.0	106.5	14.4	64.7	27.2	25.2	36.0	15.6
AH61_04000	Glorious Peak	40.0	106.5	14.1	64.7	27.2	25.2	36.0	15.6
AH61_05000	Glorious Peak	50.0	107.7	14.1	64.7	27.2	25.2	36.0	15.6
AH61_07500	Glorious Peak	75.0	108.3	14.0	64.7	27.2	25.2	36.0	15.6
AH61_10000	Glorious Peak	100.0	105.5	13.7	64.7	27.2	25.2	36.0	15.6
AH71_00150	8 Royal Green	1.5	117.8	18.7	64.7	27.3	25.3	36.0	15.7
AH71_00500	8 Royal Green	5.0	117.2	17.8	64.7	27.3	25.2	36.0	15.7
AH71_01000	8 Royal Green	10.0	113.5	16.5	64.7	27.3	25.2	36.0	15.7
AH71_01500	8 Royal Green	15.0	111.6	15.6	64.7	27.3	25.2	36.0	15.6
AH71_02000	8 Royal Green	20.0	111.6	15.0	64.7	27.2	25.2	36.0	15.6
AH71_02500	8 Royal Green	25.0	111.6	14.7	64.7	27.2	25.2	36.0	15.6
AH71_03000	8 Royal Green	30.0	111.2	14.5	64.7	27.2	25.2	36.0	15.6
AH71_04000	8 Royal Green	40.0	107.3	14.2	64.7	27.2	25.2	36.0	15.6
AH71_05000	8 Royal Green	50.0	106.9	14.1	64.7	27.2	25.2	36.0	15.6
AH71_07500	8 Royal Green	75.0	107.8	14.1	64.7	27.2	25.2	36.0	15.6
AH71_10000	8 Royal Green	100.0	105.0	13.7	64.7	27.2	25.2	36.0	15.6
AH81_00150	Venice Garden - Block 2	1.5	137.8	28.2	65.6	31.9	25.6	35.7	16.3
AH81_00500	Venice Garden - Block 2	5.0	133.2	25.4	65.6	31.8	25.5	35.7	16.2
AH81_01000	Venice Garden - Block 2	10.0	127.9	21.4	65.5	31.5	25.4	35.6	16.0
AH81_01500	Venice Garden - Block 2	15.0	124.7	19.7	65.5	31.3	25.4	35.6	15.9
AH81_02000	Venice Garden - Block 2	20.0	121.5	18.9	65.5	31.0	25.4	35.6	15.9
AH81_02500	Venice Garden - Block 2	25.0	120.2	18.4	65.5	30.6	25.4	35.6	15.9
AH81_03000	Venice Garden - Block 2	30.0	119.6	18.1	65.5	30.2	25.4	35.6	15.9
AH81_04000	Venice Garden - Block 2	40.0	118.8	17.7	65.5	29.6	25.4	35.6	15.8
AH81_05000	Venice Garden - Block 2	50.0	118.3	17.6	65.5	29.4	25.4	35.6	15.8
AH81_07500	Venice Garden - Block 2	75.0	119.0	18.0	65.5	29.2	25.4	35.6	15.9
AH91_00150	Eden Manor - Tower 2	1.5	129.4	24.6	76.1	33.5	25.9	36.1	16.1
AH91_00500	Eden Manor - Tower 2	5.0	129.4	24.4	75.7	33.3	25.9	36.1	16.1
AH91_01000	Eden Manor - Tower 2	10.0	126.6	23.8	74.1	32.8	25.8	36.0	16.1
AH91_01500	Eden Manor - Tower 2	15.0	126.5	22.9	71.2	31.8	25.8	36.0	16.1
AH91_02000	Eden Manor - Tower 2	20.0	125.0	22.0	69.1	31.1	25.7	35.9	16.0
AH91_02500	Eden Manor - Tower 2	25.0	123.4	21.2	68.1	30.5	25.7	35.9	16.0
AH91_03000	Eden Manor - Tower 2	30.0	121.7	20.4	67.6	30.0	25.6	35.8	16.0
AH91_04000	Eden Manor - Tower 2	40.0	121.2	19.3	67.1	29.4	25.5	35.7	15.9
AH91_05000	Eden Manor - Tower 2	50.0	120.7	18.6	66.7	29.1	25.5	35.7	15.9
AH91_07500	Eden Manor - Tower 2	75.0	119.4	18.0	66.0	28.8	25.4	35.6	15.9
AL11_00150	King's Gate - B1	1.5	125.3	23.6	72.5	33.0	25.8	36.0	16.1
AL11_00500	King's Gate - B1	5.0	125.3	23.4	72.4	32.9	25.8	36.0	16.1
AL11_01000	King's Gate - B1	10.0	125.1	23.1	71.9	32.6	25.7	36.0	16.1
AL21_00150	The Green	1.5	103.5	14.4	65.1	27.2	24.4	36.1	15.3
AL21_00500	The Green	5.0	103.2	13.9	65.1	27.2	24.4	36.1	15.3
AL21_01000	The Green	10.0	101.1	13.4	65.1	27.2	24.4	36.1	15.3
AL31_00150	Residential R(C)2 (Land Lot 1909 in D.D. 100)	1.5	102.7	15.0	65.2	27.2	24.5	36.2	15.3
AL31_00500	Residential R(C)2 (Land Lot 1909 in D.D. 100)	5.0	101.5	14.2	65.2	27.2	24.4	36.2	15.3
AL31_01000	Residential R(C)2 (Land Lot 1909 in D.D. 100)	10.0	99.8	13.5	65.1	27.2	24.4	36.1	15.3
AV11_00150	Ng Uk Tsuen	1.5	118.7	20.2	65.3	27.4	25.3	36.3	15.8
AV11_00500	Ng Uk Tsuen	5.0	115.8	19.5	65.3	27.4	25.3	36.2	15.8
AV11_01000	Ng Uk Tsuen	10.0	114.3	18.1	65.1	27.4	25.3	36.2	15.7
AV21_00150	Chong Tsin Leng	1.5	106.4	14.8	64.8	27.2	25.2	36.0	15.6
AV21_00500	Chong Tsin Leng	5.0	107.3	14.8	64.8	27.2	25.2	36.0	15.6
AV21_01000	Chong Tsin Leng	10.0	107.5	14.7	64.8	27.2	25.2	36.0	15.6
AV31_00150	Ping Kong Village	1.5	106.0	15.3	65.0	27.3	25.2	36.1	15.6
AV31_00500	Ping Kong Village	5.0	105.8	15.3	65.0	27.3	25.2	36.1	15.6
AV31_01000	Ping Kong Village	10.0	105.7	15.2	65.0	27.3	25.2	36.1	15.6
AV32_00150	Ming Tak Court	1.5	106.4	16.6	65.1	27.3	25.3	36.2	15.7
AV32_00500	Ming Tak Court	5.0	106.4	16.4	65.1	27.3	25.3	36.2	15.7
AV32_01000	Ming Tak Court	10.0	106.4	15.9	65.0	27.3	25.2	36.1	15.7
AV33_00150	Ping Kong Village	1.5	106.0	15.8	65.0	27.3	25.3	36.2	15.7
AV33_00500	Ping Kong Village	5.0	106.0	15.4	64.9	27.3	25.2	36.1	15.6
AV33_01000	Ping Kong Village	10.0	105.7	15.0	64.9	27.2	25.2	36.1	15.6
AV41_00150	On Po Tsuen	1.5	106.0	15.0	64.9	27.2	25.2	36.1	15.6
AV41_00500	On Po Tsuen	5.0	105.9	14.9	64.9	27.2	25.2	36.1	15.6
AV41_01000	On Po Tsuen	10.0	105.8	14.9	64.9	27.2	25.2	36.1	15.6
AV51_00150	Tai Lung	1.5	100.3	13.2	65.0	27.1	24.4	36.1	15.3
AV51_00500	Tai Lung	5.0	100.3	13.2	65.0	27.1	24.4	36.1	15.3
AV51_01000	Tai Lung	10.0	100.3	13.2	65.0	27.1	24.4	36.1	15.3

Predicted Pollutant Concentrations at Assessment Locations

ASR	Description	Height (mAG)	Operation Phase						
			Design Case (Model ID: A)						
			NO2		RSP		FSP		
			19th Highest Hourly Averaged Conc. (μg/m^3)	Annual Averaged Conc. (μg/m^3)	10th Highest Daily Averaged Conc. (μg/m^3)	Annual Averaged Conc. (μg/m^3)	36th Highest Daily Averaged Conc. (μg/m^3)	19th Highest Daily Averaged Conc. (μg/m^3)	Annual Averaged Conc. (μg/m^3)
	AQO Standards		**200**	**40**	**100**	**50**	**50**	**50**	**25**
AV61_00150	Lin Tong Mei Tsoi Yuen	1.5	101.1	13.5	65.1	27.2	24.4	36.1	15.3
AV61_00500	Lin Tong Mei Tsoi Yuen	5.0	101.0	13.5	65.1	27.2	24.4	36.1	15.3
AV61_01000	Lin Tong Mei Tsoi Yuen	10.0	100.6	13.4	65.1	27.2	24.4	36.1	15.3
AV71_00150	Lin Tong Mei	1.5	99.8	14.7	65.1	27.2	24.5	36.2	15.3
AV71_00500	Lin Tong Mei	5.0	99.8	14.4	65.1	27.2	24.4	36.2	15.3
AV71_01000	Lin Tong Mei	10.0	99.8	13.9	65.1	27.2	24.4	36.2	15.3
AV72_00150	Lin Tong Mei	1.5	98.7	13.3	65.1	27.2	24.4	36.1	15.3
AV72_00500	Lin Tong Mei	5.0	98.7	13.3	65.1	27.2	24.4	36.1	15.3
AV72_01000	Lin Tong Mei	10.0	98.6	13.3	65.1	27.2	24.4	36.1	15.3
AV81_00150	Chan Uk Po	1.5	98.6	13.3	65.1	27.2	24.4	36.1	15.3
AV81_00500	Chan Uk Po	5.0	98.6	13.2	65.1	27.2	24.4	36.1	15.3
AV81_01000	Chan Uk Po	10.0	98.5	13.2	65.1	27.2	24.4	36.1	15.3
AV91_00150	Tong Kung Leng	1.5	99.1	13.5	65.1	27.2	24.4	36.1	15.3
AV91_00500	Tong Kung Leng	5.0	99.1	13.5	65.1	27.2	24.4	36.1	15.3
AV91_01000	Tong Kung Leng	10.0	99.0	13.4	65.1	27.2	24.4	36.1	15.3
AW11_00150	Catholic Diocese of Hong Kong Mother of Christ Church	1.5	133.0	25.2	87.7	42.9	25.7	35.8	16.1
AW11_00500	Catholic Diocese of Hong Kong Mother of Christ Church	5.0	131.6	24.8	87.4	42.7	25.7	35.8	16.1
AW11_01000	Catholic Diocese of Hong Kong Mother of Christ Church	10.0	128.8	23.3	77.9	38.5	25.6	35.8	16.1
AW11_01500	Catholic Diocese of Hong Kong Mother of Christ Church	15.0	127.1	22.0	76.2	35.5	25.5	35.7	16.0
AW21_00150	Ping Kong Tin Hau Temple	1.5	106.1	14.9	64.9	27.2	25.2	36.1	15.6
AW21_00500	Ping Kong Tin Hau Temple	5.0	106.1	14.9	64.9	27.2	25.2	36.1	15.6
AW31_00150	Ebenezer Christian Church	1.5	99.8	13.6	65.1	27.2	24.4	36.1	15.3
AW31_00500	Ebenezer Christian Church	5.0	99.8	13.6	65.1	27.2	24.4	36.1	15.3
AS11_00150	TWGH Ma Kam Chan Memorial Primary School	1.5	117.4	23.5	65.2	27.5	25.4	36.3	15.9
AS11_00500	TWGH Ma Kam Chan Memorial Primary School	5.0	117.1	22.7	65.2	27.5	25.4	36.3	15.8
AS11_01000	TWGH Ma Kam Chan Memorial Primary School	10.0	114.9	19.9	65.1	27.4	25.3	36.2	15.8
AS11_01500	TWGH Ma Kam Chan Memorial Primary School	15.0	109.0	17.9	65.0	27.3	25.3	36.2	15.7
AS11_02000	TWGH Ma Kam Chan Memorial Primary School	20.0	106.4	16.6	65.0	27.3	25.3	36.1	15.7
AS11_02500	TWGH Ma Kam Chan Memorial Primary School	25.0	106.4	15.7	64.9	27.3	25.3	36.1	15.7
AS21_00150	HHCKLA Buddhist Wisdom Primary School	1.5	113.8	22.0	65.3	27.4	25.4	36.3	15.8
AS21_00500	HHCKLA Buddhist Wisdom Primary School	5.0	113.7	21.3	65.2	27.4	25.4	36.3	15.8
AS21_01000	HHCKLA Buddhist Wisdom Primary School	10.0	113.2	19.0	65.1	27.4	25.3	36.2	15.8
AS21_01500	HHCKLA Buddhist Wisdom Primary School	15.0	107.5	17.3	65.0	27.3	25.3	36.2	15.7
AS21_02000	HHCKLA Buddhist Wisdom Primary School	20.0	106.4	16.2	65.0	27.3	25.3	36.1	15.7
AS21_02500	HHCKLA Buddhist Wisdom Primary School	25.0	106.4	15.5	64.9	27.3	25.2	36.1	15.6
AS31_00150	Tsang Mui Millennium School	1.5	115.1	19.3	65.1	27.4	25.3	36.2	15.8
AS31_00500	Tsang Mui Millennium School	5.0	113.1	18.7	65.1	27.4	25.3	36.2	15.7
AS31_01000	Tsang Mui Millennium School	10.0	112.5	17.3	65.0	27.3	25.2	36.1	15.7
AS31_01500	Tsang Mui Millennium School	15.0	110.7	16.2	64.9	27.3	25.2	36.1	15.7
AS31_02000	Tsang Mui Millennium School	20.0	106.5	15.4	64.9	27.3	25.2	36.1	15.6
AS31_02500	Tsang Mui Millennium School	25.0	106.4	14.9	64.8	27.2	25.2	36.0	15.6
AS41_00150	Elegantia College	1.5	110.2	17.5	65.2	27.3	25.3	36.2	15.7
AS41_00500	Elegantia College	5.0	110.1	17.3	65.1	27.3	25.3	36.2	15.7
AS41_01000	Elegantia College	10.0	106.7	16.5	65.1	27.3	25.3	36.2	15.7
AS41_01500	Elegantia College	15.0	106.4	15.9	65.0	27.3	25.2	36.1	15.7
AS41_02000	Elegantia College	20.0	106.4	15.3	64.9	27.3	25.2	36.1	15.6
AS41_02500	Elegantia College	25.0	106.4	14.9	64.9	27.2	25.2	36.1	15.6
AS42_00150	Elegantia College	1.5	113.2	20.1	65.3	27.4	25.4	36.3	15.8
AS42_00500	Elegantia College	5.0	113.2	19.4	65.2	27.4	25.4	36.3	15.8
AS42_01000	Elegantia College	10.0	111.0	17.6	65.1	27.3	25.3	36.2	15.7
AS42_01500	Elegantia College	15.0	107.5	16.2	65.0	27.3	25.3	36.1	15.7
AS42_02000	Elegantia College	20.0	106.4	15.4	64.9	27.3	25.2	36.1	15.6
AS42_02500	Elegantia College	25.0	106.4	14.9	64.9	27.2	25.2	36.1	15.6
AM11_00TOP	North District Hospital	33.8	106.4	15.3	64.8	27.3	25.3	36.1	15.6
AM12_00TOP	North District Hospital	33.8	106.4	15.3	64.8	27.3	25.3	36.1	15.6
AM13_00TOP	North District Hospital	33.8	106.4	15.2	64.8	27.3	25.3	36.1	15.6
AM14_00TOP	North District Hospital	33.8	106.4	15.2	64.8	27.3	25.3	36.1	15.6
AM15_00TOP	North District Hospital	33.8	106.4	15.1	64.8	27.3	25.2	36.0	15.6
AM16_00TOP	North District Hospital	33.8	124.9	18.7	66.4	33.5	25.4	35.7	15.9
AM17_00TOP	North District Hospital	33.8	124.8	18.7	66.9	33.9	25.4	35.7	15.9
AM21_00150	Little Sisters of the Poor Saint Joseph's Home for the Aged	1.5	114.9	21.3	65.2	27.4	25.4	36.2	15.8
AM21_00500	Little Sisters of the Poor Saint Joseph's Home for the Aged	5.0	114.2	20.7	65.2	27.4	25.4	36.2	15.8
AM21_01000	Little Sisters of the Poor Saint Joseph's Home for the Aged	10.0	112.7	19.2	65.1	27.4	25.4	36.2	15.8
AM21_01500	Little Sisters of the Poor Saint Joseph's Home for the Aged	15.0	111.2	17.7	65.0	27.3	25.3	36.1	15.7
AM21_02000	Little Sisters of the Poor Saint Joseph's Home for the Aged	20.0	108.6	16.5	64.9	27.3	25.3	36.1	15.7
AM31_00150	Buddhist Li Chong Yuen Ming Nursing Home for The Elderly	1.5	136.1	29.8	78.0	39.7	25.9	35.9	16.2
AM31_00500	Buddhist Li Chong Yuen Ming Nursing Home for The Elderly	5.0	135.2	27.4	77.9	39.3	25.8	35.9	16.2
AM31_01000	Buddhist Li Chong Yuen Ming Nursing Home for The Elderly	10.0	130.4	23.9	74.8	37.0	25.6	35.8	16.1
AM31_01500	Buddhist Li Chong Yuen Ming Nursing Home for The Elderly	15.0	126.7	21.9	73.1	35.1	25.6	35.7	16.0
AM31_02000	Buddhist Li Chong Yuen Ming Nursing Home for The Elderly	20.0	124.9	20.7	70.8	33.7	25.5	35.7	16.0
AM31_02500	Buddhist Li Chong Yuen Ming Nursing Home for The Elderly	25.0	124.7	19.8	65.8	32.6	25.5	35.7	15.9
AG11_00150	The Hong Kong Golf Club	1.5	108.3	20.1	65.2	27.4	25.5	36.4	15.8
AG11_00500	The Hong Kong Golf Club	5.0	107.0	19.9	65.1	27.4	25.5	36.4	15.8
AG11_01000	The Hong Kong Golf Club	10.0	106.4	19.3	65.1	27.4	25.5	36.3	15.8
AG12_00150	The Hong Kong Golf Club	1.5	108.6	19.9	65.2	27.4	25.5	36.4	15.8
AF11_00150	Tai Lung Experiment Farm	1.5	101.2	13.5	65.1	27.2	24.4	36.1	15.3
AF11_00500	Tai Lung Experiment Farm	5.0	101.1	13.5	65.1	27.2	24.4	36.1	15.3
AF11_01000	Tai Lung Experiment Farm	10.0	100.9	13.5	65.1	27.2	24.4	36.1	15.3
AF12_00150	Tai Lung Experiment Farm	1.5	100.4	13.2	65.0	27.1	24.4	36.1	15.3
AF12_00500	Tai Lung Experiment Farm	5.0	100.3	13.2	65.0	27.1	24.4	36.1	15.3
AF12_01000	Tai Lung Experiment Farm	10.0	100.3	13.2	65.0	27.1	24.4	36.1	15.3
AF21_00150	Tai Lung Veterinary Laboratory	1.5	101.2	13.3	65.1	27.2	24.4	36.1	15.3
AF21_00500	Tai Lung Veterinary Laboratory	5.0	101.1	13.3	65.1	27.2	24.4	36.1	15.3
AF21_01000	Tai Lung Veterinary Laboratory	10.0	101.0	13.3	65.1	27.2	24.4	36.1	15.3

Predicted Pollutant Concentrations at Assessment Locations

ASR	Description	Height (mAG)	Operation Phase						
			Design Case (Model ID: A)						
			NO2		RSP		FSP		
			19th Highest Hourly Averaged Conc. ($\mu g/m^3$)	Annual Averaged Conc. ($\mu g/m^3$)	10th Highest Daily Averaged Conc. ($\mu g/m^3$)	Annual Averaged Conc. ($\mu g/m^3$)	36th Highest Daily Averaged Conc. ($\mu g/m^3$)	19th Highest Daily Averaged Conc. ($\mu g/m^3$)	Annual Averaged Conc. ($\mu g/m^3$)
AQO Standards			**200**	**40**	**100**	**50**	**50**	**50**	**25**
AF31_00150	Hong Kong Canine Working and Agility Club Limited	1.5	101.3	13.6	65.1	27.2	24.4	36.1	15.3
AF31_00500	Hong Kong Canine Working and Agility Club Limited	5.0	101.2	13.6	65.1	27.2	24.4	36.1	15.3
PH11_00150	Proposed Public Housing at Ching Hiu Road	1.5	117.9	28.6	64.9	27.7	25.7	36.4	16.0
PH11_00500	Proposed Public Housing at Ching Hiu Road	5.0	117.1	23.9	64.9	27.5	25.5	36.3	15.9
PH11_01000	Proposed Public Housing at Ching Hiu Road	10.0	113.6	19.5	64.9	27.4	25.3	36.2	15.7
PH11_01500	Proposed Public Housing at Ching Hiu Road	15.0	111.5	17.4	64.8	27.3	25.3	36.1	15.7
PH11_02000	Proposed Public Housing at Ching Hiu Road	20.0	108.7	16.1	64.8	27.3	25.2	36.1	15.7
PH11_02500	Proposed Public Housing at Ching Hiu Road	25.0	106.5	15.3	64.8	27.3	25.2	36.1	15.6
PH11_03000	Proposed Public Housing at Ching Hiu Road	30.0	106.4	14.9	64.8	27.2	25.2	36.0	15.6
PH11_04000	Proposed Public Housing at Ching Hiu Road	40.0	106.4	14.4	64.7	27.2	25.2	36.0	15.6
PH11_05000	Proposed Public Housing at Ching Hiu Road	50.0	106.4	14.2	64.7	27.2	25.2	36.0	15.6
PH11_07500	Proposed Public Housing at Ching Hiu Road	75.0	107.3	14.2	64.7	27.2	25.2	36.0	15.6
PH11_10000	Proposed Public Housing at Ching Hiu Road	100.0	105.4	13.8	64.7	27.2	25.2	36.0	15.6
PH21_00150	Proposed Public Housing at Tai Tau Leng	1.5	139.3	35.0	66.5	28.6	26.3	36.6	16.5
PH21_00500	Proposed Public Housing at Tai Tau Leng	5.0	136.4	33.3	66.5	28.5	26.2	36.5	16.5
PH21_01000	Proposed Public Housing at Tai Tau Leng	10.0	133.5	29.9	66.3	28.4	26.1	36.4	16.3
PH21_01500	Proposed Public Housing at Tai Tau Leng	15.0	130.0	26.8	66.0	28.3	26.0	36.2	16.2
PH21_02000	Proposed Public Housing at Tai Tau Leng	20.0	125.4	24.3	65.8	28.1	25.8	36.0	16.1
PH21_02500	Proposed Public Housing at Tai Tau Leng	25.0	123.8	22.3	65.7	28.1	25.7	35.9	16.0
PH21_03000	Proposed Public Housing at Tai Tau Leng	30.0	121.2	20.9	65.6	28.0	25.6	35.8	16.0
PH21_04000	Proposed Public Housing at Tai Tau Leng	40.0	120.6	19.1	65.5	27.9	25.5	35.7	15.9
PH21_05000	Proposed Public Housing at Tai Tau Leng	50.0	120.0	18.2	65.5	27.9	25.5	35.6	15.9
PH21_07500	Proposed Public Housing at Tai Tau Leng	75.0	117.8	17.6	65.5	27.9	25.4	35.6	15.8
PH21_10000	Proposed Public Housing at Tai Tau Leng	100.0	118.2	17.0	65.5	27.8	25.4	35.6	15.8
PL11_00150	Proposed Residential (Land Lot 4076 in D.D. 91)	1.5	134.6	30.8	66.8	28.4	26.0	36.4	16.4
PL11_00500	Proposed Residential (Land Lot 4076 in D.D. 91)	5.0	132.8	28.8	66.6	28.3	25.9	36.2	16.3
PL11_01000	Proposed Residential (Land Lot 4076 in D.D. 91)	10.0	126.7	25.4	66.4	28.2	25.8	36.0	16.1
PM11_00TOP	North District hospital Expansion	33.8	124.9	19.0	65.6	27.9	25.4	35.7	15.9
PM12_00TOP	North District hospital Expansion	33.8	124.4	19.5	65.7	27.9	25.5	35.7	15.9
PM13_00TOP	North District hospital Expansion	33.8	125.3	19.3	65.7	27.9	25.5	35.7	15.9

Predicted Pollutant Concentrations at Assessment Locations

ASR Index	ASR ID	Description	Height (mAG)	Operation Phase						
				Design Case (Model ID: A)						
				NO2		RSP		FSP		
				19th Highest Hourly Averaged Conc. (µg/m^3)	Annual Averaged Conc. (µg/m^3)	10th Highest Daily Averaged Conc. (µg/m^3)	Annual Averaged Conc. (µg/m^3)	36th Highest Daily Averaged Conc. (µg/m^3)	19th Highest Daily Averaged Conc. (µg/m^3)	Annual Averaged Conc. (µg/m^3)
		AQO Standard		**200**	**40**	**100**	**50**	**50**	**50**	**25**
1	B011_GF	Block 1	1.50	114.3	23.2	65.4	27.6	25.6	36.5	15.9
2	B011_01	Block 1	8.00	108.0	21.5	65.3	27.5	25.5	36.4	15.9
3	B011_02	Block 1	10.80	107.7	20.4	65.2	27.5	25.5	36.3	15.8
4	B011_03	Block 1	13.60	107.2	19.3	65.1	27.4	25.4	36.3	15.8
5	B011_04	Block 1	16.40	106.4	18.4	65.1	27.4	25.4	36.2	15.8
6	B011_09	Block 1	30.40	105.7	15.8	64.9	27.3	25.3	36.1	15.7
7	B011_14	Block 1	44.40	105.0	14.9	64.8	27.3	25.3	36.1	15.6
8	B011_19	Block 1	58.40	104.8	15.4	65.0	27.3	25.3	36.2	15.7
9	B011_20	Block 1	61.20	108.2	15.8	65.2	27.3	25.3	36.3	15.7
10	B011_21	Block 1	64.00	111.1	16.3	65.3	27.3	25.3	36.4	15.7
11	B011_22	Block 1	66.80	113.7	16.6	65.4	27.3	25.3	36.4	15.7
12	B011_23	Block 1	69.60	113.3	16.6	65.4	27.3	25.3	36.4	15.7
13	B011_24	Block 1	72.40	111.1	16.3	65.3	27.3	25.3	36.4	15.7
14	B011_25	Block 1	75.20	106.8	15.8	65.2	27.3	25.3	36.3	15.7
15	B011_26	Block 1	78.00	105.6	15.2	65.1	27.3	25.3	36.2	15.7
16	B011_31	Block 1	92.00	104.7	14.1	64.8	27.2	25.2	36.0	15.6
17	B011_36	Block 1	106.00	104.7	13.9	64.7	27.2	25.2	36.0	15.6
18	B012_GF	Block 1	1.50	114.3	23.9	65.4	27.6	25.7	36.6	16.0
19	B012_01	Block 1	8.00	110.2	21.7	65.3	27.5	25.5	36.4	15.9
20	B012_02	Block 1	10.80	108.8	20.4	65.2	27.5	25.5	36.4	15.8
21	B012_03	Block 1	13.60	107.2	19.2	65.1	27.4	25.4	36.3	15.8
22	B012_04	Block 1	16.40	107.0	18.3	65.1	27.4	25.4	36.2	15.8
23	B012_09	Block 1	30.40	105.9	15.8	64.9	27.3	25.3	36.1	15.7
24	B012_14	Block 1	44.40	105.1	14.9	64.8	27.3	25.3	36.1	15.6
25	B012_19	Block 1	58.40	104.8	15.4	65.0	27.3	25.3	36.2	15.7
26	B012_20	Block 1	61.20	111.0	15.8	65.2	27.3	25.3	36.3	15.7
27	B012_21	Block 1	64.00	111.1	16.3	65.3	27.3	25.3	36.4	15.7
28	B012_22	Block 1	66.80	112.7	16.6	65.4	27.3	25.3	36.4	15.7
29	B012_23	Block 1	69.60	112.6	16.6	65.5	27.3	25.3	36.4	15.7
30	B012_24	Block 1	72.40	111.2	16.3	65.4	27.3	25.3	36.4	15.7
31	B012_25	Block 1	75.20	110.5	15.8	65.2	27.3	25.3	36.3	15.7
32	B012_26	Block 1	78.00	105.0	15.2	65.1	27.3	25.3	36.2	15.7
33	B012_31	Block 1	92.00	104.7	14.1	64.8	27.2	25.2	36.0	15.6
34	B012_36	Block 1	106.00	104.7	13.9	64.7	27.2	25.2	36.0	15.6
35	B013_GF	Block 1	1.50	117.7	24.2	65.6	27.6	25.7	36.6	16.0
36	B013_01	Block 1	8.00	111.9	21.5	65.4	27.5	25.5	36.4	15.9
37	B013_02	Block 1	10.80	110.1	20.1	65.3	27.4	25.4	36.3	15.8
38	B013_03	Block 1	13.60	107.7	18.9	65.2	27.4	25.4	36.3	15.8
39	B013_04	Block 1	16.40	106.7	18.0	65.1	27.4	25.4	36.2	15.7
40	B013_09	Block 1	30.40	105.8	15.7	64.9	27.3	25.3	36.1	15.7
41	B013_14	Block 1	44.40	105.1	14.9	64.8	27.3	25.2	36.1	15.6
42	B013_19	Block 1	58.40	105.1	15.3	65.0	27.3	25.2	36.2	15.7
43	B013_20	Block 1	61.20	105.8	15.7	65.1	27.3	25.2	36.2	15.7
44	B013_21	Block 1	64.00	108.9	16.0	65.3	27.3	25.2	36.3	15.7
45	B013_22	Block 1	66.80	111.6	16.3	65.3	27.3	25.2	36.3	15.7
46	B013_23	Block 1	69.60	113.7	16.3	65.4	27.3	25.2	36.3	15.7
47	B013_24	Block 1	72.40	111.1	16.1	65.3	27.3	25.2	36.3	15.7
48	B013_25	Block 1	75.20	107.8	15.6	65.2	27.3	25.2	36.2	15.7
49	B013_26	Block 1	78.00	106.3	15.1	65.0	27.3	25.2	36.2	15.7
50	B013_31	Block 1	92.00	104.7	14.0	64.7	27.2	25.2	36.0	15.6
51	B013_36	Block 1	106.00	104.7	13.9	64.7	27.2	25.2	36.0	15.6
52	B014_GF	Block 1	1.50	108.4	21.6	65.3	27.5	25.5	36.4	15.9
53	B014_01	Block 1	8.00	108.0	20.6	65.2	27.5	25.5	36.4	15.8
54	B014_02	Block 1	10.80	107.7	19.9	65.2	27.4	25.4	36.3	15.8
55	B014_03	Block 1	13.60	107.4	19.1	65.1	27.4	25.4	36.3	15.8
56	B014_04	Block 1	16.40	106.7	18.3	65.1	27.4	25.4	36.2	15.8
57	B014_09	Block 1	30.40	105.6	15.8	64.9	27.3	25.3	36.1	15.7
58	B014_14	Block 1	44.40	104.9	14.9	64.8	27.3	25.3	36.1	15.6
59	B014_19	Block 1	58.40	105.3	15.3	65.0	27.3	25.3	36.2	15.7
60	B014_20	Block 1	61.20	106.3	15.6	65.1	27.3	25.3	36.2	15.7
61	B014_21	Block 1	64.00	106.7	15.8	65.2	27.3	25.3	36.3	15.7
62	B014_22	Block 1	66.80	110.1	16.0	65.3	27.3	25.3	36.3	15.7
63	B014_23	Block 1	69.60	111.0	16.0	65.3	27.3	25.3	36.3	15.7
64	B014_24	Block 1	72.40	109.9	15.8	65.2	27.3	25.3	36.3	15.7
65	B014_25	Block 1	75.20	106.0	15.4	65.1	27.3	25.3	36.2	15.7
66	B014_26	Block 1	78.00	105.2	15.0	65.0	27.3	25.3	36.1	15.7
67	B014_31	Block 1	92.00	104.7	14.0	64.7	27.2	25.2	36.0	15.6
68	B014_36	Block 1	106.00	104.7	13.9	64.7	27.2	25.2	36.0	15.6
69	B021_GF	Block 2	1.50	112.6	20.3	65.2	27.5	25.5	36.4	15.8
70	B021_01	Block 2	8.00	111.1	19.7	65.2	27.4	25.4	36.3	15.8
71	B021_02	Block 2	10.80	108.5	19.2	65.1	27.4	25.4	36.3	15.8
72	B021_03	Block 2	13.60	107.3	18.6	65.1	27.4	25.4	36.3	15.8
73	B021_04	Block 2	16.40	106.4	18.1	65.1	27.4	25.4	36.3	15.7
74	B021_09	Block 2	30.40	105.2	15.9	64.9	27.3	25.3	36.1	15.7
75	B021_14	Block 2	44.40	104.8	15.0	64.9	27.3	25.3	36.1	15.6
76	B021_19	Block 2	714.50	106.4	15.2	65.0	27.3	25.3	36.1	15.7
77	B021_20	Block 2	61.20	106.4	15.4	65.1	27.3	25.3	36.2	15.7
78	B021_21	Block 2	64.00	107.8	15.5	65.1	27.3	25.3	36.2	15.7
79	B021_22	Block 2	66.80	109.6	15.6	65.2	27.3	25.3	36.2	15.7
80	B021_23	Block 2	69.60	107.5	15.5	65.2	27.3	25.3	36.2	15.7
81	B021_24	Block 2	72.40	106.4	15.4	65.1	27.3	25.3	36.2	15.7
82	B021_25	Block 2	75.20	106.4	15.1	65.0	27.3	25.3	36.1	15.7
83	B021_30	Block 2	89.20	104.7	14.1	64.8	27.2	25.2	36.0	15.6
84	B021_35	Block 2	103.20	104.7	13.9	64.7	27.2	25.2	36.0	15.6
85	B022_GF	Block 2	1.50	112.6	19.3	65.2	27.4	25.4	36.4	15.8
86	B022_01	Block 2	8.00	110.3	19.0	65.2	27.4	25.4	36.3	15.8
87	B022_02	Block 2	10.80	108.4	18.6	65.1	27.4	25.4	36.3	15.8
88	B022_03	Block 2	13.60	107.4	18.1	65.1	27.4	25.4	36.3	15.8

Predicted Pollutant Concentrations at Assessment Locations

ASR Index	ASR ID	Description	Height (mAG)	Operation Phase						
				Design Case (Model ID: A)						
				NO2		RSP		FSP		
				19th Highest Hourly Averaged Conc. (µg/m^3)	Annual Averaged Conc. (µg/m^3)	10th Highest Daily Averaged Conc. (µg/m^3)	Annual Averaged Conc. (µg/m^3)	36th Highest Daily Averaged Conc. (µg/m^3)	19th Highest Daily Averaged Conc. (µg/m^3)	Annual Averaged Conc. (µg/m^3)
AQO Standard				**200**	**40**	**100**	**50**	**50**	**50**	**25**
89	B022_04	Block 2	16.40	106.4	17.7	65.1	27.4	25.3	36.3	15.7
90	B022_09	Block 2	30.40	105.1	15.8	64.9	27.3	25.3	36.1	15.7
91	B022_14	Block 2	44.40	104.7	14.9	64.9	27.3	25.3	36.1	15.6
92	B022_19	Block 2	714.50	106.4	15.0	65.0	27.3	25.3	36.1	15.7
93	B022_20	Block 2	61.20	106.4	15.1	65.0	27.3	25.3	36.1	15.7
94	B022_21	Block 2	64.00	106.4	15.2	65.1	27.3	25.3	36.1	15.7
95	B022_22	Block 2	66.80	107.3	15.2	65.1	27.3	25.3	36.1	15.7
96	B022_23	Block 2	69.60	107.1	15.2	65.1	27.3	25.3	36.1	15.7
97	B022_24	Block 2	72.40	106.4	15.0	65.0	27.3	25.3	36.1	15.7
98	B022_25	Block 2	75.20	106.3	14.8	65.0	27.3	25.3	36.1	15.6
99	B022_30	Block 2	89.20	104.7	14.0	64.8	27.2	25.2	36.0	15.6
100	B022_35	Block 2	103.20	104.7	13.8	64.7	27.2	25.2	36.0	15.6
101	B023_GF	Block 2	1.50	113.2	20.1	65.2	27.4	25.4	36.4	15.8
102	B023_01	Block 2	8.00	111.5	19.2	65.2	27.4	25.4	36.3	15.8
103	B023_02	Block 2	10.80	109.0	18.7	65.1	27.4	25.4	36.3	15.8
104	B023_03	Block 2	13.60	107.0	18.2	65.1	27.4	25.4	36.3	15.7
105	B023_04	Block 2	16.40	106.4	17.7	65.1	27.4	25.3	36.3	15.7
106	B023_09	Block 2	30.40	104.7	15.8	64.9	27.3	25.3	36.2	15.7
107	B023_14	Block 2	44.40	104.7	15.0	64.9	27.3	25.3	36.1	15.6
108	B023_19	Block 2	714.50	106.4	15.1	65.0	27.3	25.3	36.1	15.7
109	B023_20	Block 2	61.20	106.4	15.2	65.1	27.3	25.3	36.1	15.7
110	B023_21	Block 2	64.00	107.6	15.3	65.1	27.3	25.3	36.1	15.7
111	B023_22	Block 2	66.80	107.4	15.2	65.1	27.3	25.3	36.1	15.7
112	B023_23	Block 2	69.60	107.0	15.2	65.1	27.3	25.3	36.1	15.7
113	B023_24	Block 2	72.40	106.4	15.1	65.1	27.3	25.3	36.1	15.7
114	B023_25	Block 2	75.20	106.1	14.9	65.0	27.3	25.3	36.1	15.6
115	B023_30	Block 2	89.20	104.7	14.1	64.8	27.2	25.2	36.0	15.6
116	B023_35	Block 2	103.20	104.7	13.8	64.7	27.2	25.2	36.0	15.6
117	B024_GF	Block 2	1.50	113.8	20.7	65.2	27.5	25.4	36.4	15.8
118	B024_01	Block 2	8.00	112.3	19.7	65.2	27.4	25.4	36.4	15.8
119	B024_02	Block 2	10.80	110.3	19.1	65.2	27.4	25.4	36.3	15.8
120	B024_03	Block 2	13.60	107.4	18.6	65.1	27.4	25.4	36.3	15.8
121	B024_04	Block 2	16.40	106.4	18.0	65.1	27.4	25.4	36.3	15.7
122	B024_09	Block 2	30.40	104.7	15.9	64.9	27.3	25.3	36.2	15.7
123	B024_14	Block 2	44.40	104.7	15.0	64.9	27.3	25.3	36.1	15.6
124	B024_19	Block 2	714.50	106.4	15.2	65.1	27.3	25.3	36.1	15.7
125	B024_20	Block 2	61.20	106.4	15.4	65.1	27.3	25.3	36.1	15.7
126	B024_21	Block 2	64.00	109.2	15.5	65.2	27.3	25.3	36.2	15.7
127	B024_22	Block 2	66.80	109.3	15.5	65.2	27.3	25.3	36.2	15.7
128	B024_23	Block 2	69.60	109.3	15.4	65.2	27.3	25.3	36.2	15.7
129	B024_24	Block 2	72.40	107.2	15.3	65.2	27.3	25.3	36.1	15.7
130	B024_25	Block 2	75.20	106.4	15.0	65.1	27.3	25.3	36.1	15.7
131	B024_30	Block 2	89.20	104.7	14.1	64.8	27.2	25.2	36.0	15.6
132	B024_35	Block 2	103.20	104.7	13.9	64.7	27.2	25.2	36.0	15.6
133	B031_GF	Block 3	1.50	113.3	22.3	65.5	27.5	25.6	36.5	15.9
134	B031_RE	Block 3	16.00	106.4	18.1	65.1	27.4	25.4	36.2	15.8
135	B031_PF	Block 3	21.00	106.4	17.0	65.0	27.3	25.3	36.2	15.7
136	B031_01	Block 3	30.00	105.5	15.7	64.9	27.3	25.3	36.1	15.7
137	B031_02	Block 3	32.80	105.4	15.5	64.9	27.3	25.3	36.1	15.7
138	B031_03	Block 3	35.60	105.3	15.2	64.9	27.3	25.3	36.1	15.6
139	B031_04	Block 3	38.40	105.2	15.1	64.8	27.3	25.3	36.1	15.6
140	B031_09	Block 3	52.40	104.8	14.8	64.9	27.3	25.2	36.1	15.6
141	B031_12	Block 3	60.80	105.5	15.4	65.1	27.3	25.2	36.2	15.7
142	B031_13	Block 3	63.60	106.4	15.6	65.1	27.3	25.2	36.2	15.7
143	B031_14	Block 3	66.40	108.6	15.8	65.2	27.3	25.2	36.3	15.7
144	B031_15	Block 3	69.20	107.8	15.8	65.2	27.3	25.2	36.3	15.7
145	B031_16	Block 3	72.00	106.9	15.7	65.2	27.3	25.2	36.3	15.7
146	B031_17	Block 3	74.80	106.4	15.4	65.1	27.3	25.2	36.2	15.7
147	B031_18	Block 3	77.60	106.1	15.0	65.0	27.3	25.2	36.2	15.7
148	B031_23	Block 3	91.60	104.7	14.0	64.7	27.2	25.2	36.0	15.6
149	B031_28	Block 3	105.60	104.7	13.8	64.7	27.2	25.2	36.0	15.6
150	B031_33	Block 3	119.60	104.7	13.8	64.7	27.2	25.2	36.0	15.6
151	B032_GF	Block 3	1.50	109.3	21.1	65.4	27.5	25.5	36.4	15.8
152	B032_RE	Block 3	16.00	106.4	18.0	65.1	27.4	25.4	36.2	15.7
153	B032_PF	Block 3	21.00	105.9	16.9	65.0	27.3	25.3	36.2	15.7
154	B032_01	Block 3	30.00	105.4	15.7	64.9	27.3	25.3	36.1	15.7
155	B032_02	Block 3	32.80	105.2	15.4	64.9	27.3	25.3	36.1	15.7
156	B032_03	Block 3	35.60	105.1	15.2	64.9	27.3	25.3	36.1	15.6
157	B032_04	Block 3	38.40	105.1	15.1	64.8	27.3	25.3	36.1	15.6
158	B032_09	Block 3	52.40	104.8	14.8	64.9	27.3	25.2	36.1	15.6
159	B032_12	Block 3	60.80	105.2	15.2	65.0	27.3	25.2	36.2	15.7
160	B032_13	Block 3	63.60	105.6	15.4	65.1	27.3	25.2	36.2	15.7
161	B032_14	Block 3	66.40	106.6	15.5	65.1	27.3	25.2	36.3	15.7
162	B032_15	Block 3	69.20	106.4	15.5	65.1	27.3	25.2	36.3	15.7
163	B032_16	Block 3	72.00	106.4	15.4	65.1	27.3	25.2	36.3	15.7
164	B032_17	Block 3	74.80	105.9	15.1	65.0	27.3	25.2	36.2	15.7
165	B032_18	Block 3	77.60	105.5	14.9	64.9	27.3	25.2	36.2	15.6
166	B032_23	Block 3	91.60	104.7	14.0	64.7	27.2	25.2	36.0	15.6
167	B032_28	Block 3	105.60	104.7	13.8	64.7	27.2	25.2	36.0	15.6
168	B032_33	Block 3	119.60	104.7	13.8	64.7	27.2	25.2	36.0	15.6
169	B033_GF	Block 3	1.50	108.5	20.1	65.3	27.5	25.5	36.4	15.8
170	B033_RE	Block 3	16.00	107.4	18.0	65.1	27.4	25.4	36.2	15.7
171	B033_PF	Block 3	21.00	106.8	17.1	65.0	27.3	25.3	36.2	15.7
172	B033_01	Block 3	30.00	105.8	15.8	64.9	27.3	25.3	36.1	15.7
173	B033_02	Block 3	32.80	105.6	15.6	64.9	27.3	25.3	36.1	15.7
174	B033_03	Block 3	35.60	105.4	15.4	64.9	27.3	25.3	36.1	15.7
175	B033_04	Block 3	38.40	105.3	15.2	64.9	27.3	25.3	36.1	15.6
176	B033_09	Block 3	52.40	104.7	14.8	64.9	27.3	25.2	36.1	15.6

Predicted Pollutant Concentrations at Assessment Locations

ASR Index	ASR ID	Description	Height (mAG)	Operation Phase						
				Design Case (Model ID: A)						
				NO2		RSP		FSP		
				19th Highest Hourly Averaged Conc. (µg/m^3)	Annual Averaged Conc. (µg/m^3)	10th Highest Daily Averaged Conc. (µg/m^3)	Annual Averaged Conc. (µg/m^3)	36th Highest Daily Averaged Conc. (µg/m^3)	19th Highest Daily Averaged Conc. (µg/m^3)	Annual Averaged Conc. (µg/m^3)
		AQO Standard		**200**	**40**	**100**	**50**	**50**	**50**	**25**
177	B033_12	Block 3	60.80	106.3	15.2	65.0	27.3	25.3	36.2	15.7
178	B033_13	Block 3	63.60	106.4	15.3	65.1	27.3	25.3	36.2	15.7
179	B033_14	Block 3	66.40	106.5	15.4	65.1	27.3	25.3	36.2	15.7
180	B033_15	Block 3	69.20	106.4	15.4	65.1	27.3	25.3	36.2	15.7
181	B033_16	Block 3	72.00	106.4	15.3	65.1	27.3	25.3	36.2	15.7
182	B033_17	Block 3	74.80	105.9	15.1	65.0	27.3	25.3	36.2	15.7
183	B033_18	Block 3	77.60	105.4	14.8	65.0	27.3	25.2	36.1	15.6
184	B033_23	Block 3	91.60	104.7	14.0	64.8	27.2	25.2	36.0	15.6
185	B033_28	Block 3	105.60	104.7	13.8	64.7	27.2	25.2	36.0	15.6
186	B033_33	Block 3	119.60	104.7	13.8	64.7	27.2	25.2	36.0	15.6
187	B034_GF	Block 3	1.50	108.5	20.6	65.2	27.5	25.5	36.4	15.8
188	B034_RE	Block 3	16.00	106.8	18.2	65.1	27.4	25.4	36.2	15.8
189	B034_PF	Block 3	21.00	106.3	17.2	65.0	27.3	25.3	36.2	15.7
190	B034_01	Block 3	30.00	105.6	15.9	64.9	27.3	25.3	36.1	15.7
191	B034_02	Block 3	32.80	105.4	15.6	64.9	27.3	25.3	36.1	15.7
192	B034_03	Block 3	35.60	105.3	15.4	64.9	27.3	25.3	36.1	15.7
193	B034_04	Block 3	38.40	105.1	15.2	64.9	27.3	25.3	36.1	15.6
194	B034_09	Block 3	52.40	104.7	14.9	64.9	27.3	25.3	36.1	15.6
195	B034_12	Block 3	60.80	106.4	15.3	65.1	27.3	25.3	36.2	15.7
196	B034_13	Block 3	63.60	106.4	15.6	65.1	27.3	25.3	36.2	15.7
197	B034_14	Block 3	66.40	106.8	15.7	65.2	27.3	25.3	36.2	15.7
198	B034_15	Block 3	69.20	107.1	15.7	65.2	27.3	25.3	36.2	15.7
199	B034_16	Block 3	72.00	106.4	15.6	65.2	27.3	25.3	36.2	15.7
200	B034_17	Block 3	74.80	106.0	15.3	65.1	27.3	25.3	36.2	15.7
201	B034_18	Block 3	77.60	105.4	15.0	65.0	27.3	25.3	36.1	15.7
202	B034_23	Block 3	91.60	104.7	14.0	64.8	27.2	25.2	36.0	15.6
203	B034_28	Block 3	105.60	104.7	13.8	64.7	27.2	25.2	36.0	15.6
204	B034_33	Block 3	119.60	104.7	13.8	64.7	27.2	25.2	36.0	15.6
205	B041_GF	Block 4	1.50	122.5	27.3	65.7	27.7	25.8	36.6	16.0
206	B041_RE	Block 4	16.00	107.4	17.6	65.1	27.3	25.3	36.2	15.7
207	B041_PF	Block 4	21.00	106.4	16.6	65.0	27.3	25.3	36.1	15.7
208	B041_01	Block 4	30.00	106.3	15.5	64.9	27.3	25.3	36.1	15.7
209	B041_02	Block 4	32.80	106.1	15.3	64.9	27.3	25.3	36.1	15.6
210	B041_03	Block 4	35.60	106.0	15.1	64.8	27.3	25.2	36.1	15.6
211	B041_04	Block 4	38.40	105.8	14.9	64.8	27.3	25.2	36.0	15.6
212	B041_09	Block 4	52.40	105.3	14.7	64.8	27.2	25.2	36.1	15.6
213	B041_12	Block 4	60.80	105.0	15.1	64.9	27.3	25.2	36.2	15.7
214	B041_13	Block 4	63.60	106.5	15.3	65.0	27.3	25.2	36.2	15.7
215	B041_14	Block 4	66.40	109.0	15.4	65.0	27.3	25.2	36.3	15.7
216	B041_15	Block 4	69.20	109.6	15.5	65.1	27.3	25.2	36.3	15.7
217	B041_16	Block 4	72.00	107.9	15.4	65.0	27.3	25.2	36.3	15.7
218	B041_17	Block 4	74.80	106.4	15.1	65.0	27.3	25.2	36.3	15.7
219	B041_18	Block 4	77.60	104.8	14.9	64.9	27.3	25.2	36.2	15.6
220	B041_23	Block 4	91.60	104.7	14.0	64.7	27.2	25.2	36.0	15.6
221	B041_28	Block 4	105.60	104.7	13.8	64.7	27.2	25.2	36.0	15.6
222	B041_33	Block 4	119.60	104.7	13.8	64.7	27.2	25.2	36.0	15.6
223	B042_GF	Block 4	1.50	114.1	22.5	65.4	27.5	25.6	36.5	15.9
224	B042_RE	Block 4	16.00	106.4	17.9	65.1	27.4	25.3	36.2	15.7
225	B042_PF	Block 4	21.00	106.4	16.8	65.0	27.3	25.3	36.1	15.7
226	B042_01	Block 4	30.00	105.9	15.6	64.9	27.3	25.3	36.1	15.7
227	B042_02	Block 4	32.80	105.7	15.4	64.9	27.3	25.3	36.1	15.6
228	B042_03	Block 4	35.60	105.6	15.2	64.8	27.3	25.3	36.1	15.6
229	B042_04	Block 4	38.40	105.5	15.0	64.8	27.3	25.2	36.1	15.6
230	B042_09	Block 4	52.40	105.0	14.7	64.8	27.2	25.2	36.1	15.6
231	B042_12	Block 4	60.80	104.9	15.2	64.9	27.3	25.2	36.2	15.7
232	B042_13	Block 4	63.60	106.4	15.3	65.0	27.3	25.2	36.2	15.7
233	B042_14	Block 4	66.40	106.7	15.5	65.0	27.3	25.2	36.3	15.7
234	B042_15	Block 4	69.20	106.7	15.5	65.0	27.3	25.2	36.3	15.7
235	B042_16	Block 4	72.00	106.4	15.4	65.0	27.3	25.2	36.3	15.7
236	B042_17	Block 4	74.80	105.6	15.2	65.0	27.3	25.2	36.2	15.7
237	B042_18	Block 4	77.60	105.1	14.9	64.9	27.3	25.2	36.2	15.6
238	B042_23	Block 4	91.60	104.7	14.0	64.7	27.2	25.2	36.0	15.6
239	B042_28	Block 4	105.60	104.7	13.8	64.7	27.2	25.2	36.0	15.6
240	B042_33	Block 4	119.60	104.7	13.8	64.7	27.2	25.2	36.0	15.6
241	B043_GF	Block 4	1.50	120.0	24.3	65.6	27.6	25.6	36.6	16.0
242	B043_RE	Block 4	16.00	106.5	17.9	65.1	27.4	25.3	36.2	15.7
243	B043_PF	Block 4	21.00	106.1	16.8	65.0	27.3	25.3	36.1	15.7
244	B043_01	Block 4	30.00	105.6	15.6	64.9	27.3	25.3	36.1	15.7
245	B043_02	Block 4	32.80	105.4	15.4	64.9	27.3	25.3	36.1	15.7
246	B043_03	Block 4	35.60	105.3	15.2	64.8	27.3	25.3	36.1	15.6
247	B043_04	Block 4	38.40	105.2	15.0	64.8	27.3	25.2	36.1	15.6
248	B043_09	Block 4	52.40	104.9	14.8	64.8	27.3	25.2	36.1	15.6
249	B043_12	Block 4	60.80	104.8	15.3	65.0	27.3	25.2	36.2	15.7
250	B043_13	Block 4	63.60	106.4	15.6	65.0	27.3	25.2	36.2	15.7
251	B043_14	Block 4	66.40	107.5	15.8	65.1	27.3	25.2	36.3	15.7
252	B043_15	Block 4	69.20	107.4	15.8	65.1	27.3	25.2	36.3	15.7
253	B043_16	Block 4	72.00	106.4	15.7	65.1	27.3	25.2	36.3	15.7
254	B043_17	Block 4	74.80	105.9	15.4	65.0	27.3	25.2	36.3	15.7
255	B043_18	Block 4	77.60	105.3	15.0	64.9	27.3	25.2	36.2	15.7
256	B043_23	Block 4	91.60	104.7	14.0	64.7	27.2	25.2	36.0	15.6
257	B043_28	Block 4	105.60	104.7	13.8	64.7	27.2	25.2	36.0	15.6
258	B043_33	Block 4	119.60	104.7	13.8	64.7	27.2	25.2	36.0	15.6
259	B051_GF	Block 5	1.50	111.7	18.9	65.2	27.4	25.4	36.3	15.8
260	B051_01	Block 5	8.00	108.7	18.6	65.1	27.4	25.4	36.3	15.8
261	B051_02	Block 5	10.80	107.6	18.3	65.1	27.4	25.4	36.3	15.8
262	B051_03	Block 5	13.60	107.4	17.9	65.1	27.4	25.3	36.3	15.7
263	B051_04	Block 5	16.40	106.7	17.4	65.1	27.3	25.3	36.2	15.7
264	B051_09	Block 5	30.40	105.2	15.7	64.9	27.3	25.3	36.1	15.7

Predicted Pollutant Concentrations at Assessment Locations

ASR Index	ASR ID	Description	Height (mAG)	Operation Phase						
				Design Case (Model ID: A)						
				NO2		RSP		FSP		
				19th Highest Hourly Averaged Conc. (µg/m^3)	Annual Averaged Conc. (µg/m^3)	10th Highest Daily Averaged Conc. (µg/m^3)	Annual Averaged Conc. (µg/m^3)	36th Highest Daily Averaged Conc. (µg/m^3)	19th Highest Daily Averaged Conc. (µg/m^3)	Annual Averaged Conc. (µg/m^3)
		AQO Standard		**200**	**40**	**100**	**50**	**50**	**50**	**25**
265	B051_14	Block 5	44.40	104.7	14.9	64.9	27.3	25.3	36.1	15.6
266	B051_19	Block 5	714.50	104.7	14.5	64.9	27.2	25.2	36.1	15.6
267	B051_20	Block 5	61.20	106.4	15.0	65.0	27.3	25.3	36.1	15.7
268	B051_21	Block 5	64.00	106.4	15.1	65.0	27.3	25.3	36.1	15.7
269	B051_22	Block 5	66.80	107.0	15.1	65.0	27.3	25.3	36.1	15.7
270	B051_23	Block 5	69.60	106.8	15.0	65.0	27.3	25.3	36.1	15.7
271	B051_24	Block 5	72.40	106.4	14.9	65.0	27.3	25.3	36.1	15.6
272	B051_25	Block 5	75.20	106.1	14.7	65.0	27.3	25.3	36.1	15.6
273	B051_30	Block 5	89.20	104.7	14.0	64.8	27.2	25.2	36.0	15.6
274	B051_35	Block 5	103.20	104.7	13.8	64.7	27.2	25.2	36.0	15.6
275	B052_GF	Block 5	1.50	108.9	18.0	65.2	27.4	25.3	36.3	15.8
276	B052_01	Block 5	8.00	108.1	17.8	65.1	27.4	25.3	36.3	15.7
277	B052_02	Block 5	10.80	107.8	17.6	65.1	27.4	25.3	36.3	15.7
278	B052_03	Block 5	13.60	107.5	17.2	65.1	27.3	25.3	36.2	15.7
279	B052_04	Block 5	16.40	107.0	16.9	65.1	27.3	25.3	36.2	15.7
280	B052_09	Block 5	30.40	105.7	15.5	64.9	27.3	25.3	36.1	15.7
281	B052_14	Block 5	44.40	104.8	14.8	64.9	27.3	25.2	36.1	15.6
282	B052_19	Block 5	714.50	104.7	14.3	64.9	27.2	25.2	36.1	15.6
283	B052_20	Block 5	61.20	106.4	14.8	65.0	27.3	25.2	36.1	15.6
284	B052_21	Block 5	64.00	106.4	14.9	65.0	27.3	25.2	36.1	15.6
285	B052_22	Block 5	66.80	106.4	14.9	65.0	27.3	25.2	36.1	15.6
286	B052_23	Block 5	69.60	106.3	14.8	65.0	27.3	25.2	36.1	15.6
287	B052_24	Block 5	72.40	106.1	14.7	65.0	27.3	25.2	36.1	15.6
288	B052_25	Block 5	75.20	105.8	14.6	64.9	27.2	25.2	36.1	15.6
289	B052_30	Block 5	89.20	104.7	14.0	64.8	27.2	25.2	36.0	15.6
290	B052_35	Block 5	103.20	104.7	13.8	64.7	27.2	25.2	36.0	15.6
291	B053_GF	Block 5	1.50	112.4	19.0	65.2	27.4	25.3	36.3	15.8
292	B053_01	Block 5	8.00	110.1	18.2	65.1	27.4	25.3	36.3	15.8
293	B053_02	Block 5	10.80	108.7	17.7	65.1	27.4	25.3	36.3	15.7
294	B053_03	Block 5	13.60	107.2	17.3	65.1	27.3	25.3	36.3	15.7
295	B053_04	Block 5	16.40	107.0	17.0	65.1	27.3	25.3	36.2	15.7
296	B053_09	Block 5	30.40	104.7	15.6	64.9	27.3	25.3	36.1	15.7
297	B053_14	Block 5	44.40	104.7	14.9	64.9	27.3	25.3	36.1	15.6
298	B053_19	Block 5	714.50	104.7	14.4	64.9	27.2	25.3	36.0	15.6
299	B053_20	Block 5	61.20	106.4	14.9	65.0	27.3	25.3	36.1	15.6
300	B053_21	Block 5	64.00	106.4	14.9	65.0	27.3	25.3	36.1	15.6
301	B053_22	Block 5	66.80	107.2	14.8	65.0	27.3	25.3	36.1	15.6
302	B053_23	Block 5	69.60	106.8	14.8	65.0	27.3	25.3	36.1	15.6
303	B053_24	Block 5	72.40	106.4	14.7	65.0	27.3	25.3	36.1	15.6
304	B053_25	Block 5	75.20	106.1	14.6	64.9	27.2	25.3	36.1	15.6
305	B053_30	Block 5	89.20	104.7	14.0	64.8	27.2	25.2	36.0	15.6
306	B053_35	Block 5	103.20	104.7	13.8	64.7	27.2	25.2	36.0	15.6
307	B054_GF	Block 5	1.50	111.5	19.3	65.2	27.4	25.4	36.3	15.8
308	B054_01	Block 5	8.00	109.1	18.7	65.1	27.4	25.4	36.3	15.8
309	B054_02	Block 5	10.80	107.6	18.2	65.1	27.4	25.4	36.3	15.8
310	B054_03	Block 5	13.60	107.1	17.7	65.1	27.4	25.3	36.3	15.7
311	B054_04	Block 5	16.40	107.0	17.3	65.1	27.3	25.3	36.3	15.7
312	B054_09	Block 5	30.40	104.7	15.7	64.9	27.3	25.3	36.2	15.7
313	B054_14	Block 5	44.40	104.7	14.9	64.9	27.3	25.3	36.1	15.6
314	B054_19	Block 5	714.50	104.7	14.5	64.9	27.2	25.3	36.1	15.6
315	B054_20	Block 5	61.20	106.4	15.0	65.0	27.3	25.3	36.1	15.6
316	B054_21	Block 5	64.00	106.4	15.0	65.0	27.3	25.3	36.1	15.7
317	B054_22	Block 5	66.80	107.3	15.0	65.0	27.3	25.3	36.1	15.7
318	B054_23	Block 5	69.60	107.0	15.0	65.0	27.3	25.3	36.1	15.7
319	B054_24	Block 5	72.40	106.4	14.8	65.0	27.3	25.3	36.1	15.6
320	B054_25	Block 5	75.20	106.2	14.7	65.0	27.3	25.3	36.1	15.6
321	B054_30	Block 5	89.20	104.7	14.0	64.8	27.2	25.2	36.0	15.6
322	B054_35	Block 5	103.20	104.7	13.8	64.7	27.2	25.2	36.0	15.6
323	B061_GF	Block 6	1.50	107.9	19.5	65.3	27.4	25.4	36.3	15.8
324	B061_RE	Block 6	16.00	106.4	17.6	65.1	27.3	25.3	36.2	15.7
325	B061_PF	Block 6	21.00	106.4	16.7	65.0	27.3	25.3	36.2	15.7
326	B061_01	Block 6	30.00	105.8	15.6	64.9	27.3	25.3	36.1	15.7
327	B061_02	Block 6	32.80	105.6	15.4	64.9	27.3	25.3	36.1	15.7
328	B061_03	Block 6	35.60	105.5	15.2	64.9	27.3	25.3	36.1	15.6
329	B061_04	Block 6	38.40	105.4	15.0	64.8	27.3	25.2	36.1	15.6
330	B061_09	Block 6	52.40	104.9	14.7	64.9	27.2	25.2	36.1	15.6
331	B061_12	Block 6	60.80	104.9	15.0	65.0	27.3	25.2	36.2	15.7
332	B061_13	Block 6	63.60	104.9	15.1	65.0	27.3	25.2	36.2	15.7
333	B061_14	Block 6	66.40	105.1	15.2	65.0	27.3	25.2	36.2	15.7
334	B061_15	Block 6	69.20	105.2	15.2	65.0	27.3	25.2	36.2	15.7
335	B061_16	Block 6	72.00	105.2	15.1	65.0	27.3	25.2	36.2	15.7
336	B061_17	Block 6	74.80	105.0	14.9	65.0	27.3	25.2	36.2	15.6
337	B061_18	Block 6	77.60	104.8	14.7	64.9	27.3	25.2	36.2	15.6
338	B061_23	Block 6	91.60	104.7	14.0	64.7	27.2	25.2	36.0	15.6
339	B061_28	Block 6	109.60	104.7	13.8	64.7	27.2	25.2	36.0	15.6
340	B061_33	Block 6	123.60	104.7	13.7	64.7	27.2	25.2	36.0	15.6
341	B061_38	Block 6	137.60	104.7	13.7	64.7	27.2	25.2	36.0	15.6
342	B062_GF	Block 6	1.50	110.0	19.0	65.3	27.4	25.4	36.3	15.8
343	B062_RE	Block 6	16.00	106.4	17.3	65.1	27.3	25.3	36.2	15.7
344	B062_PF	Block 6	21.00	106.4	16.5	65.0	27.3	25.3	36.1	15.7
345	B062_01	Block 6	30.00	106.2	15.5	64.9	27.3	25.3	36.1	15.7
346	B062_02	Block 6	32.80	106.0	15.3	64.9	27.3	25.3	36.1	15.6
347	B062_03	Block 6	35.60	105.8	15.1	64.9	27.3	25.2	36.1	15.6
348	B062_04	Block 6	38.40	105.6	15.0	64.8	27.3	25.2	36.1	15.6
349	B062_09	Block 6	52.40	105.1	14.7	64.9	27.2	25.2	36.1	15.6
350	B062_12	Block 6	60.80	104.9	14.9	64.9	27.3	25.2	36.2	15.6
351	B062_13	Block 6	63.60	104.9	15.0	65.0	27.3	25.2	36.2	15.7
352	B062_14	Block 6	66.40	104.9	15.0	65.0	27.3	25.2	36.2	15.7

Predicted Pollutant Concentrations at Assessment Locations

ASR Index	ASR ID	Description	Height (mAG)	Operation Phase						
				Design Case (Model ID: A)						
				NO2		RSP		FSP		
				19th Highest Hourly Averaged Conc. (µg/m^3)	Annual Averaged Conc. (µg/m^3)	10th Highest Daily Averaged Conc. (µg/m^3)	Annual Averaged Conc. (µg/m^3)	36th Highest Daily Averaged Conc. (µg/m^3)	19th Highest Daily Averaged Conc. (µg/m^3)	Annual Averaged Conc. (µg/m^3)
		AQO Standard		**200**	**40**	**100**	**50**	**50**	**50**	**25**
353	B062_15	Block 6	69.20	104.8	15.0	65.0	27.3	25.2	36.2	15.7
354	B062_16	Block 6	72.00	104.8	14.9	65.0	27.3	25.2	36.2	15.6
355	B062_17	Block 6	74.80	104.8	14.8	64.9	27.3	25.2	36.2	15.6
356	B062_18	Block 6	77.60	104.8	14.6	64.9	27.2	25.2	36.2	15.6
357	B062_23	Block 6	91.60	104.7	14.0	64.7	27.2	25.2	36.0	15.6
358	B062_28	Block 6	109.60	104.7	13.8	64.7	27.2	25.2	36.0	15.6
359	B062_33	Block 6	123.60	104.7	13.7	64.7	27.2	25.2	36.0	15.6
360	B062_38	Block 6	137.60	104.7	13.7	64.7	27.2	25.2	36.0	15.6
361	B063_GF	Block 6	1.50	110.1	18.8	65.3	27.4	25.4	36.3	15.8
362	B063_RE	Block 6	16.00	107.1	17.4	65.1	27.4	25.3	36.2	15.7
363	B063_PF	Block 6	21.00	106.4	16.6	65.0	27.3	25.3	36.2	15.7
364	B063_01	Block 6	30.00	106.1	15.6	64.9	27.3	25.3	36.1	15.7
365	B063_02	Block 6	32.80	105.8	15.4	64.9	27.3	25.3	36.1	15.7
366	B063_03	Block 6	35.60	105.6	15.2	64.9	27.3	25.3	36.1	15.6
367	B063_04	Block 6	38.40	105.4	15.1	64.9	27.3	25.3	36.1	15.6
368	B063_09	Block 6	52.40	104.7	14.8	64.9	27.2	25.2	36.1	15.6
369	B063_12	Block 6	60.80	105.8	14.9	65.0	27.3	25.2	36.1	15.6
370	B063_13	Block 6	63.60	105.9	15.0	65.0	27.3	25.2	36.1	15.6
371	B063_14	Block 6	66.40	106.0	15.0	65.0	27.3	25.2	36.1	15.7
372	B063_15	Block 6	69.20	105.9	15.0	65.0	27.3	25.2	36.1	15.7
373	B063_16	Block 6	72.00	105.8	14.9	65.0	27.3	25.2	36.1	15.6
374	B063_17	Block 6	74.80	105.6	14.7	65.0	27.3	25.2	36.1	15.6
375	B063_18	Block 6	77.60	105.3	14.6	64.9	27.2	25.2	36.1	15.6
376	B063_23	Block 6	91.60	104.7	14.0	64.7	27.2	25.2	36.0	15.6
377	B063_28	Block 6	109.60	104.7	13.8	64.7	27.2	25.2	36.0	15.6
378	B063_33	Block 6	123.60	104.7	13.7	64.7	27.2	25.2	36.0	15.6
379	B063_38	Block 6	137.60	104.7	13.7	64.7	27.2	25.2	36.0	15.6
380	B064_GF	Block 6	1.50	110.8	19.5	65.3	27.5	25.4	36.4	15.8
381	B064_RE	Block 6	16.00	107.4	17.7	65.1	27.4	25.3	36.2	15.7
382	B064_PF	Block 6	21.00	106.9	16.9	65.0	27.3	25.3	36.2	15.7
383	B064_01	Block 6	30.00	106.1	15.7	64.9	27.3	25.3	36.1	15.7
384	B064_02	Block 6	32.80	105.8	15.5	64.9	27.3	25.3	36.1	15.7
385	B064_03	Block 6	35.60	105.6	15.3	64.9	27.3	25.3	36.1	15.6
386	B064_04	Block 6	38.40	105.4	15.1	64.9	27.3	25.3	36.1	15.6
387	B064_09	Block 6	52.40	104.7	14.8	64.9	27.3	25.2	36.1	15.6
388	B064_12	Block 6	60.80	106.1	15.0	65.0	27.3	25.2	36.1	15.7
389	B064_13	Block 6	63.60	106.2	15.1	65.0	27.3	25.2	36.1	15.7
390	B064_14	Block 6	66.40	106.4	15.2	65.1	27.3	25.2	36.2	15.7
391	B064_15	Block 6	69.20	106.4	15.1	65.1	27.3	25.2	36.2	15.7
392	B064_16	Block 6	72.00	106.4	15.0	65.0	27.3	25.2	36.1	15.7
393	B064_17	Block 6	74.80	105.8	14.9	65.0	27.3	25.2	36.1	15.6
394	B064_18	Block 6	77.60	105.4	14.7	64.9	27.2	25.2	36.1	15.6
395	B064_23	Block 6	91.60	104.7	14.0	64.7	27.2	25.2	36.0	15.6
396	B064_28	Block 6	109.60	104.7	13.8	64.7	27.2	25.2	36.0	15.6
397	B064_33	Block 6	123.60	104.7	13.7	64.7	27.2	25.2	36.0	15.6
398	B064_38	Block 6	137.60	104.7	13.7	64.7	27.2	25.2	36.0	15.6
399	B071_GF	Block 7	1.50	109.7	17.4	65.1	27.4	25.3	36.3	15.7
400	B071_01	Block 7	8.00	109.0	17.2	65.1	27.3	25.3	36.2	15.7
401	B071_02	Block 7	10.80	108.7	16.9	65.1	27.3	25.3	36.2	15.7
402	B071_03	Block 7	13.60	107.4	16.7	65.1	27.3	25.3	36.2	15.7
403	B071_04	Block 7	16.40	106.4	16.4	65.0	27.3	25.3	36.2	15.7
404	B071_09	Block 7	30.40	105.9	15.3	64.9	27.3	25.3	36.1	15.6
405	B071_14	Block 7	44.40	104.9	14.8	64.9	27.2	25.2	36.1	15.6
406	B071_18	Block 7	55.60	106.4	14.7	64.9	27.2	25.2	36.1	15.6
407	B071_19	Block 7	58.40	106.4	14.7	64.9	27.2	25.2	36.1	15.6
408	B071_20	Block 7	61.20	106.4	14.7	64.9	27.2	25.2	36.1	15.6
409	B071_21	Block 7	64.00	106.4	14.7	64.9	27.2	25.2	36.1	15.6
410	B071_22	Block 7	66.80	106.3	14.7	64.9	27.2	25.2	36.1	15.6
411	B071_23	Block 7	69.60	106.1	14.6	64.9	27.2	25.2	36.1	15.6
412	B071_24	Block 7	72.40	105.8	14.5	64.9	27.2	25.2	36.1	15.6
413	B071_29	Block 7	86.40	104.7	14.0	64.8	27.2	25.2	36.0	15.6
414	B071_34	Block 7	100.40	104.7	13.8	64.7	27.2	25.2	36.0	15.6
415	B072_GF	Block 7	1.50	110.6	16.8	65.1	27.3	25.3	36.2	15.7
416	B072_01	Block 7	8.00	109.2	16.6	65.1	27.3	25.3	36.2	15.7
417	B072_02	Block 7	10.80	108.6	16.4	65.1	27.3	25.3	36.2	15.7
418	B072_03	Block 7	13.60	108.0	16.2	65.0	27.3	25.3	36.2	15.7
419	B072_04	Block 7	16.40	107.3	16.0	65.0	27.3	25.3	36.2	15.7
420	B072_09	Block 7	30.40	106.0	15.1	64.9	27.3	25.2	36.1	15.6
421	B072_14	Block 7	44.40	104.9	14.7	64.9	27.2	25.2	36.1	15.6
422	B072_18	Block 7	55.60	105.1	14.6	64.9	27.2	25.2	36.1	15.6
423	B072_19	Block 7	58.40	106.3	14.6	64.9	27.2	25.2	36.1	15.6
424	B072_20	Block 7	61.20	106.4	14.6	64.9	27.2	25.2	36.1	15.6
425	B072_21	Block 7	64.00	106.2	14.6	64.9	27.2	25.2	36.1	15.6
426	B072_22	Block 7	66.80	106.0	14.6	64.9	27.2	25.2	36.1	15.6
427	B072_23	Block 7	69.60	105.8	14.5	64.9	27.2	25.2	36.1	15.6
428	B072_24	Block 7	72.40	105.5	14.4	64.9	27.2	25.2	36.1	15.6
429	B072_29	Block 7	86.40	104.7	14.0	64.8	27.2	25.2	36.0	15.6
430	B072_34	Block 7	100.40	104.7	13.8	64.7	27.2	25.2	36.0	15.6
431	B073_GF	Block 7	1.50	111.2	17.9	65.1	27.4	25.3	36.2	15.7
432	B073_01	Block 7	8.00	108.9	17.0	65.1	27.3	25.3	36.2	15.7
433	B073_02	Block 7	10.80	107.8	16.7	65.1	27.3	25.3	36.2	15.7
434	B073_03	Block 7	13.60	106.6	16.3	65.0	27.3	25.3	36.2	15.7
435	B073_04	Block 7	16.40	106.4	16.1	65.0	27.3	25.3	36.2	15.7
436	B073_09	Block 7	30.40	104.7	15.2	64.9	27.3	25.2	36.1	15.6
437	B073_14	Block 7	44.40	104.7	14.7	64.9	27.2	25.2	36.1	15.6
438	B073_18	Block 7	55.60	106.2	14.6	64.9	27.2	25.2	36.1	15.6
439	B073_19	Block 7	58.40	106.4	14.6	64.9	27.2	25.2	36.1	15.6
440	B073_20	Block 7	61.20	106.4	14.6	64.9	27.2	25.2	36.1	15.6

Predicted Pollutant Concentrations at Assessment Locations

ASR Index	ASR ID	Description	Height (mAG)	Operation Phase						
				Design Case (Model ID: A)						
				NO2		RSP		FSP		
				19th Highest Hourly Averaged Conc. (µg/m^3)	Annual Averaged Conc. (µg/m^3)	10th Highest Daily Averaged Conc. (µg/m^3)	Annual Averaged Conc. (µg/m^3)	36th Highest Daily Averaged Conc. (µg/m^3)	19th Highest Daily Averaged Conc. (µg/m^3)	Annual Averaged Conc. (µg/m^3)
		AQO Standard		**200**	**40**	**100**	**50**	**50**	**50**	**25**
441	B073_21	Block 7	64.00	104.7	14.6	64.9	27.2	25.2	36.1	15.6
442	B073_22	Block 7	66.80	106.4	14.6	64.9	27.2	25.2	36.1	15.6
443	B073_23	Block 7	69.60	106.4	14.5	64.9	27.2	25.2	36.1	15.6
444	B073_24	Block 7	72.40	106.1	14.4	64.9	27.2	25.2	36.0	15.6
445	B073_29	Block 7	86.40	104.3	14.0	64.8	27.2	25.2	36.0	15.6
446	B073_34	Block 7	100.40	104.7	13.8	64.7	27.2	25.2	36.0	15.6
447	B074_GF	Block 7	1.50	112.2	18.3	65.2	27.4	25.3	36.3	15.8
448	B074_01	Block 7	8.00	110.2	17.4	65.1	27.3	25.3	36.3	15.7
449	B074_02	Block 7	10.80	109.0	17.0	65.1	27.3	25.3	36.2	15.7
450	B074_03	Block 7	13.60	107.6	16.7	65.1	27.3	25.3	36.2	15.7
451	B074_04	Block 7	16.40	106.4	16.3	65.0	27.3	25.3	36.2	15.7
452	B074_09	Block 7	30.40	104.7	15.3	64.9	27.3	25.3	36.1	15.6
453	B074_14	Block 7	44.40	104.7	14.8	64.9	27.2	25.2	36.1	15.6
454	B074_18	Block 7	55.60	106.4	14.7	64.9	27.2	25.2	36.1	15.6
455	B074_19	Block 7	58.40	106.4	14.7	64.9	27.2	25.2	36.1	15.6
456	B074_20	Block 7	61.20	106.4	14.7	64.9	27.2	25.2	36.1	15.6
457	B074_21	Block 7	64.00	104.7	14.7	64.9	27.2	25.2	36.1	15.6
458	B074_22	Block 7	66.80	106.4	14.6	64.9	27.2	25.2	36.1	15.6
459	B074_23	Block 7	69.60	106.4	14.6	64.9	27.2	25.2	36.1	15.6
460	B074_24	Block 7	72.40	106.3	14.5	64.9	27.2	25.2	36.0	15.6
461	B074_29	Block 7	86.40	104.3	14.0	64.8	27.2	25.2	36.0	15.6
462	B074_34	Block 7	100.40	104.7	13.8	64.7	27.2	25.2	36.0	15.6
463	B081_GF	Block 8	1.50	109.8	18.5	65.3	27.4	25.4	36.3	15.8
464	B081_RF	Block 8	16.00	106.1	16.6	65.1	27.3	25.3	36.2	15.7
465	B081_01	Block 8	22.50	105.8	15.8	65.0	27.3	25.3	36.1	15.7
466	B081_02	Block 8	25.30	105.7	15.6	65.0	27.3	25.3	36.1	15.7
467	B081_03	Block 8	28.10	105.6	15.3	64.9	27.3	25.2	36.1	15.6
468	B081_04	Block 8	30.90	105.5	15.2	64.9	27.3	25.2	36.1	15.6
469	B081_09	Block 8	44.90	105.1	14.7	64.8	27.2	25.2	36.1	15.6
470	B081_13	Block 8	56.10	104.9	14.7	64.9	27.2	25.2	36.1	15.6
471	B081_14	Block 8	58.90	104.9	14.8	64.9	27.3	25.2	36.1	15.6
472	B081_15	Block 8	61.70	104.8	14.8	64.9	27.3	25.2	36.2	15.6
473	B081_16	Block 8	64.50	104.8	14.8	64.9	27.3	25.2	36.2	15.6
474	B081_17	Block 8	67.30	104.8	14.8	64.9	27.3	25.2	36.2	15.6
475	B081_18	Block 8	70.10	104.8	14.8	64.9	27.3	25.2	36.2	15.6
476	B081_19	Block 8	72.90	104.8	14.7	64.9	27.2	25.2	36.2	15.6
477	B081_24	Block 8	86.90	104.7	14.0	64.7	27.2	25.2	36.1	15.6
478	B081_29	Block 8	104.90	104.7	13.8	64.7	27.2	25.2	36.0	15.6
479	B081_34	Block 8	118.90	104.7	13.7	64.7	27.2	25.2	36.0	15.6
480	B081_39	Block 8	132.90	104.7	13.7	64.7	27.2	25.2	36.0	15.6
481	B082_GF	Block 8	1.50	107.5	17.3	65.2	27.3	25.3	36.2	15.7
482	B082_RF	Block 8	16.00	105.8	16.1	65.1	27.3	25.3	36.2	15.7
483	B082_01	Block 8	22.50	105.6	15.5	65.0	27.3	25.2	36.1	15.7
484	B082_02	Block 8	25.30	105.5	15.3	64.9	27.3	25.2	36.1	15.6
485	B082_03	Block 8	28.10	105.4	15.2	64.9	27.3	25.2	36.1	15.6
486	B082_04	Block 8	30.90	105.3	15.0	64.9	27.3	25.2	36.1	15.6
487	B082_09	Block 8	44.90	105.0	14.6	64.8	27.2	25.2	36.1	15.6
488	B082_13	Block 8	56.10	104.9	14.6	64.8	27.2	25.2	36.1	15.6
489	B082_14	Block 8	58.90	104.8	14.7	64.9	27.2	25.2	36.1	15.6
490	B082_15	Block 8	61.70	104.8	14.7	64.9	27.2	25.2	36.1	15.6
491	B082_16	Block 8	64.50	104.8	14.7	64.9	27.2	25.2	36.2	15.6
492	B082_17	Block 8	67.30	104.8	14.7	64.9	27.2	25.2	36.2	15.6
493	B082_18	Block 8	70.10	104.8	14.6	64.9	27.2	25.2	36.2	15.6
494	B082_19	Block 8	72.90	104.7	14.6	64.8	27.2	25.2	36.1	15.6
495	B082_24	Block 8	86.90	104.7	14.0	64.7	27.2	25.2	36.1	15.6
496	B082_29	Block 8	104.90	104.7	13.8	64.7	27.2	25.2	36.0	15.6
497	B082_34	Block 8	118.90	104.7	13.7	64.7	27.2	25.2	36.0	15.6
498	B082_39	Block 8	132.90	104.7	13.7	64.7	27.2	25.2	36.0	15.6
499	B083_GF	Block 8	1.50	106.5	17.0	65.2	27.3	25.3	36.2	15.7
500	B083_RF	Block 8	16.00	106.1	16.1	65.1	27.3	25.3	36.2	15.7
501	B083_01	Block 8	22.50	105.8	15.6	65.0	27.3	25.2	36.1	15.7
502	B083_02	Block 8	25.30	105.7	15.4	65.0	27.3	25.2	36.1	15.7
503	B083_03	Block 8	28.10	105.6	15.2	64.9	27.3	25.2	36.1	15.6
504	B083_04	Block 8	30.90	105.5	15.1	64.9	27.3	25.2	36.1	15.6
505	B083_09	Block 8	44.90	105.1	14.6	64.8	27.2	25.2	36.1	15.6
506	B083_13	Block 8	56.10	104.9	14.7	64.9	27.2	25.2	36.1	15.6
507	B083_14	Block 8	58.90	104.9	14.7	64.9	27.2	25.2	36.1	15.6
508	B083_15	Block 8	61.70	104.8	14.7	64.9	27.2	25.2	36.2	15.6
509	B083_16	Block 8	64.50	104.8	14.7	64.9	27.2	25.2	36.2	15.6
510	B083_17	Block 8	67.30	104.8	14.7	64.9	27.2	25.2	36.2	15.6
511	B083_18	Block 8	70.10	104.7	14.6	64.9	27.2	25.2	36.2	15.6
512	B083_19	Block 8	72.90	104.7	14.6	64.9	27.2	25.2	36.2	15.6
513	B083_24	Block 8	86.90	104.7	14.0	64.7	27.2	25.2	36.1	15.6
514	B083_29	Block 8	104.90	104.7	13.8	64.7	27.2	25.2	36.0	15.6
515	B083_34	Block 8	118.90	104.7	13.7	64.7	27.2	25.2	36.0	15.6
516	B083_39	Block 8	132.90	104.7	13.7	64.7	27.2	25.2	36.0	15.6
517	B084_GF	Block 8	1.50	109.1	18.1	65.3	27.4	25.3	36.3	15.8
518	B084_RF	Block 8	16.00	106.4	16.6	65.1	27.3	25.3	36.2	15.7
519	B084_01	Block 8	22.50	106.4	15.9	65.0	27.3	25.3	36.1	15.7
520	B084_02	Block 8	25.30	106.4	15.6	65.0	27.3	25.3	36.1	15.7
521	B084_03	Block 8	28.10	106.3	15.4	64.9	27.3	25.3	36.1	15.7
522	B084_04	Block 8	30.90	106.1	15.2	64.9	27.3	25.2	36.1	15.6
523	B084_09	Block 8	44.90	105.4	14.7	64.8	27.2	25.2	36.1	15.6
524	B084_13	Block 8	56.10	105.0	14.7	64.9	27.3	25.2	36.1	15.6
525	B084_14	Block 8	58.90	105.0	14.8	64.9	27.3	25.2	36.2	15.6
526	B084_15	Block 8	61.70	104.9	14.8	64.9	27.3	25.2	36.2	15.6
527	B084_16	Block 8	64.50	104.9	14.9	64.9	27.3	25.2	36.2	15.6
528	B084_17	Block 8	67.30	104.9	14.8	64.9	27.3	25.2	36.2	15.6

Predicted Pollutant Concentrations at Assessment Locations

ASR Index	ASR ID	Description	Height (mAG)	Operation Phase						
				Design Case (Model ID: A)						
				NO2		RSP		FSP		
				19th Highest Hourly Averaged Conc. (µg/m^3)	Annual Averaged Conc. (µg/m^3)	10th Highest Daily Averaged Conc. (µg/m^3)	Annual Averaged Conc. (µg/m^3)	36th Highest Daily Averaged Conc. (µg/m^3)	19th Highest Daily Averaged Conc. (µg/m^3)	Annual Averaged Conc. (µg/m^3)
		AQO Standard		**200**	**40**	**100**	**50**	**50**	**50**	**25**
529	B084_18	Block 8	70.10	104.8	14.8	64.9	27.3	25.2	36.2	15.6
530	B084_19	Block 8	72.90	104.8	14.7	64.9	27.2	25.2	36.2	15.6
531	B084_24	Block 8	86.90	104.7	14.0	64.7	27.2	25.2	36.1	15.6
532	B084_29	Block 8	104.90	104.7	13.8	64.7	27.2	25.2	36.0	15.6
533	B084_34	Block 8	118.90	104.7	13.7	64.7	27.2	25.2	36.0	15.6
534	B084_39	Block 8	132.90	104.7	13.7	64.7	27.2	25.2	36.0	15.6
535	B091_GF	Block 9	1.50	110.8	20.0	65.3	27.4	25.4	36.3	15.8
536	B091_01	Block 9	8.00	111.7	18.3	65.2	27.4	25.3	36.3	15.7
537	B091_02	Block 9	10.80	108.1	17.6	65.1	27.3	25.3	36.2	15.7
538	B091_03	Block 9	13.60	106.5	16.9	65.1	27.3	25.3	36.2	15.7
539	B091_04	Block 9	16.40	106.4	16.4	65.0	27.3	25.3	36.1	15.7
540	B091_09	Block 9	30.40	105.3	15.0	64.9	27.3	25.2	36.1	15.6
541	B091_14	Block 9	44.40	105.0	14.5	64.8	27.2	25.2	36.0	15.6
542	B091_19	Block 9	58.40	104.8	14.5	64.8	27.2	25.2	36.1	15.6
543	B091_20	Block 9	61.20	104.8	14.6	64.8	27.2	25.2	36.1	15.6
544	B091_21	Block 9	64.00	104.8	14.6	64.9	27.2	25.2	36.1	15.6
545	B091_22	Block 9	66.80	104.8	14.6	64.9	27.2	25.2	36.1	15.6
546	B091_23	Block 9	69.60	104.8	14.6	64.9	27.2	25.2	36.1	15.6
547	B091_24	Block 9	72.40	104.8	14.5	64.8	27.2	25.2	36.1	15.6
548	B091_25	Block 9	75.20	104.8	14.4	64.8	27.2	25.2	36.1	15.6
549	B091_30	Block 9	89.20	104.7	13.9	64.7	27.2	25.2	36.0	15.6
550	B091_35	Block 9	103.20	104.7	13.7	64.7	27.2	25.2	36.0	15.6
551	B092_GF	Block 9	1.50	108.6	18.2	65.2	27.3	25.3	36.2	15.7
552	B092_01	Block 9	8.00	108.3	17.3	65.1	27.3	25.3	36.2	15.7
553	B092_02	Block 9	10.80	108.0	16.9	65.1	27.3	25.3	36.2	15.7
554	B092_03	Block 9	13.60	106.9	16.5	65.1	27.3	25.3	36.2	15.7
555	B092_04	Block 9	16.40	106.4	16.1	65.0	27.3	25.2	36.1	15.7
556	B092_09	Block 9	30.40	105.2	14.9	64.9	27.2	25.2	36.1	15.6
557	B092_14	Block 9	44.40	105.0	14.4	64.8	27.2	25.2	36.0	15.6
558	B092_19	Block 9	58.40	104.8	14.5	64.8	27.2	25.2	36.0	15.6
559	B092_20	Block 9	61.20	104.8	14.5	64.8	27.2	25.2	36.0	15.6
560	B092_21	Block 9	64.00	104.8	14.5	64.8	27.2	25.2	36.1	15.6
561	B092_22	Block 9	66.80	104.8	14.5	64.8	27.2	25.2	36.1	15.6
562	B092_23	Block 9	69.60	104.8	14.5	64.8	27.2	25.2	36.1	15.6
563	B092_24	Block 9	72.40	104.8	14.4	64.8	27.2	25.2	36.1	15.6
564	B092_25	Block 9	75.20	104.7	14.4	64.8	27.2	25.2	36.1	15.6
565	B092_30	Block 9	89.20	104.7	13.9	64.7	27.2	25.2	36.0	15.6
566	B092_35	Block 9	103.20	104.7	13.7	64.7	27.2	25.2	36.0	15.6
567	B093_GF	Block 9	1.50	107.7	17.5	65.2	27.3	25.3	36.2	15.7
568	B093_01	Block 9	8.00	106.4	17.0	65.2	27.3	25.3	36.2	15.7
569	B093_02	Block 9	10.80	106.4	16.7	65.1	27.3	25.3	36.2	15.7
570	B093_03	Block 9	13.60	106.4	16.4	65.1	27.3	25.3	36.2	15.7
571	B093_04	Block 9	16.40	105.6	16.1	65.0	27.3	25.3	36.1	15.7
572	B093_09	Block 9	30.40	105.3	15.0	64.9	27.3	25.2	36.1	15.6
573	B093_14	Block 9	44.40	105.0	14.5	64.8	27.2	25.2	36.1	15.6
574	B093_19	Block 9	58.40	104.8	14.6	64.8	27.2	25.2	36.1	15.6
575	B093_20	Block 9	61.20	104.8	14.6	64.8	27.2	25.2	36.1	15.6
576	B093_21	Block 9	64.00	104.8	14.6	64.9	27.2	25.2	36.1	15.6
577	B093_22	Block 9	66.80	104.8	14.6	64.9	27.2	25.2	36.1	15.6
578	B093_23	Block 9	69.60	104.8	14.6	64.9	27.2	25.2	36.1	15.6
579	B093_24	Block 9	72.40	104.8	14.5	64.8	27.2	25.2	36.1	15.6
580	B093_25	Block 9	75.20	104.7	14.5	64.8	27.2	25.2	36.1	15.6
581	B093_30	Block 9	89.20	104.7	14.0	64.7	27.2	25.2	36.0	15.6
582	B093_35	Block 9	103.20	104.7	13.8	64.7	27.2	25.2	36.0	15.6
583	B094_GF	Block 9	1.50	109.8	18.5	65.3	27.4	25.3	36.3	15.8
584	B094_01	Block 9	8.00	108.0	17.8	65.2	27.3	25.3	36.2	15.7
585	B094_02	Block 9	10.80	107.8	17.3	65.2	27.3	25.3	36.2	15.7
586	B094_03	Block 9	13.60	106.4	16.9	65.1	27.3	25.3	36.2	15.7
587	B094_04	Block 9	16.40	105.8	16.5	65.1	27.3	25.3	36.2	15.7
588	B094_09	Block 9	30.40	105.3	15.1	64.9	27.3	25.2	36.1	15.6
589	B094_14	Block 9	44.40	105.0	14.6	64.8	27.2	25.2	36.1	15.6
590	B094_19	Block 9	58.40	104.8	14.6	64.8	27.2	25.2	36.1	15.6
591	B094_20	Block 9	61.20	104.8	14.7	64.9	27.3	25.2	36.1	15.6
592	B094_21	Block 9	64.00	104.8	14.7	64.9	27.3	25.2	36.1	15.6
593	B094_22	Block 9	66.80	104.8	14.8	64.9	27.3	25.2	36.1	15.6
594	B094_23	Block 9	69.60	104.8	14.7	64.9	27.3	25.2	36.2	15.6
595	B094_24	Block 9	72.40	104.8	14.7	64.9	27.2	25.2	36.1	15.6
596	B094_25	Block 9	75.20	104.8	14.6	64.8	27.2	25.2	36.1	15.6
597	B094_30	Block 9	89.20	104.7	14.0	64.7	27.2	25.2	36.0	15.6
598	B094_35	Block 9	103.20	104.7	13.8	64.7	27.2	25.2	36.0	15.6
599	B101_GF	Block 10	1.50	106.5	16.5	65.1	27.3	25.3	36.2	15.7
600	B101_RF	Block 10	16.00	106.4	15.9	65.0	27.3	25.3	36.2	15.7
601	B101_01	Block 10	22.50	106.2	15.5	65.0	27.3	25.2	36.1	15.7
602	B101_02	Block 10	25.30	106.1	15.3	64.9	27.3	25.2	36.1	15.6
603	B101_03	Block 10	28.10	105.9	15.1	64.9	27.3	25.2	36.1	15.6
604	B101_04	Block 10	30.90	105.8	15.0	64.9	27.3	25.2	36.1	15.6
605	B101_09	Block 10	44.90	105.2	14.6	64.9	27.2	25.2	36.1	15.6
606	B101_13	Block 10	56.10	104.9	14.6	64.9	27.2	25.2	36.1	15.6
607	B101_14	Block 10	58.90	104.9	14.6	64.9	27.2	25.2	36.1	15.6
608	B101_15	Block 10	61.70	104.8	14.6	64.9	27.2	25.2	36.1	15.6
609	B101_16	Block 10	64.50	104.8	14.6	64.9	27.2	25.2	36.1	15.6
610	B101_17	Block 10	67.30	104.8	14.6	64.9	27.2	25.2	36.1	15.6
611	B101_18	Block 10	70.10	104.7	14.5	64.9	27.2	25.2	36.1	15.6
612	B101_19	Block 10	72.90	104.7	14.5	64.9	27.2	25.2	36.1	15.6
613	B101_24	Block 10	86.90	104.7	14.0	64.7	27.2	25.2	36.0	15.6
614	B101_29	Block 10	100.90	104.7	13.8	64.7	27.2	25.2	36.0	15.6
615	B101_34	Block 10	114.90	104.7	13.7	64.7	27.2	25.2	36.0	15.6
616	B101_39	Block 10	128.90	104.7	13.7	64.7	27.2	25.2	36.0	15.6

Predicted Pollutant Concentrations at Assessment Locations

ASR Index	ASR ID	Description	Height (mAG)	Operation Phase						
				Design Case (Model ID: A)						
				NO2		RSP		FSP		
				19th Highest Hourly Averaged Conc. (µg/m^3)	Annual Averaged Conc. (µg/m^3)	10th Highest Daily Averaged Conc. (µg/m^3)	Annual Averaged Conc. (µg/m^3)	36th Highest Daily Averaged Conc. (µg/m^3)	19th Highest Daily Averaged Conc. (µg/m^3)	Annual Averaged Conc. (µg/m^3)
		AQO Standard		**200**	**40**	**100**	**50**	**50**	**50**	**25**
617	B102_GF	Block 10	1.50	106.5	16.3	65.1	27.3	25.3	36.2	15.7
618	B102_RF	Block 10	16.00	106.4	15.7	65.0	27.3	25.3	36.2	15.7
619	B102_01	Block 10	22.50	106.1	15.3	65.0	27.3	25.2	36.1	15.7
620	B102_02	Block 10	25.30	105.9	15.2	64.9	27.3	25.2	36.1	15.6
621	B102_03	Block 10	28.10	105.8	15.1	64.9	27.3	25.2	36.1	15.6
622	B102_04	Block 10	30.90	105.6	14.9	64.9	27.3	25.2	36.1	15.6
623	B102_09	Block 10	44.90	105.1	14.6	64.9	27.2	25.2	36.1	15.6
624	B102_13	Block 10	56.10	104.8	14.5	64.9	27.2	25.2	36.1	15.6
625	B102_14	Block 10	58.90	104.8	14.5	64.9	27.2	25.2	36.1	15.6
626	B102_15	Block 10	61.70	104.8	14.5	64.9	27.2	25.2	36.1	15.6
627	B102_16	Block 10	64.50	104.8	14.5	64.9	27.2	25.2	36.1	15.6
628	B102_17	Block 10	67.30	104.7	14.5	64.9	27.2	25.2	36.1	15.6
629	B102_18	Block 10	70.10	104.7	14.5	64.9	27.2	25.2	36.1	15.6
630	B102_19	Block 10	72.90	104.7	14.4	64.8	27.2	25.2	36.1	15.6
631	B102_24	Block 10	86.90	104.7	14.0	64.7	27.2	25.2	36.0	15.6
632	B102_29	Block 10	100.90	104.7	13.8	64.7	27.2	25.2	36.0	15.6
633	B102_34	Block 10	114.90	104.7	13.7	64.7	27.2	25.2	36.0	15.6
634	B102_39	Block 10	128.90	104.7	13.7	64.7	27.2	25.2	36.0	15.6
635	B103_GF	Block 10	1.50	108.8	16.6	65.1	27.3	25.3	36.2	15.7
636	B103_RF	Block 10	16.00	106.4	15.9	65.0	27.3	25.3	36.2	15.7
637	B103_01	Block 10	22.50	106.4	15.5	65.0	27.3	25.3	36.1	15.7
638	B103_02	Block 10	25.30	106.4	15.3	64.9	27.3	25.2	36.1	15.6
639	B103_03	Block 10	28.10	106.0	15.2	64.9	27.3	25.2	36.1	15.6
640	B103_04	Block 10	30.90	105.8	15.0	64.9	27.3	25.2	36.1	15.6
641	B103_09	Block 10	44.90	105.0	14.6	64.9	27.2	25.2	36.1	15.6
642	B103_13	Block 10	56.10	104.8	14.6	64.9	27.2	25.2	36.1	15.6
643	B103_14	Block 10	58.90	104.8	14.6	64.9	27.2	25.2	36.1	15.6
644	B103_15	Block 10	61.70	105.4	14.6	64.9	27.2	25.2	36.1	15.6
645	B103_16	Block 10	64.50	105.6	14.6	64.9	27.2	25.2	36.1	15.6
646	B103_17	Block 10	67.30	105.4	14.5	64.9	27.2	25.2	36.1	15.6
647	B103_18	Block 10	70.10	105.3	14.5	64.9	27.2	25.2	36.1	15.6
648	B103_19	Block 10	72.90	105.1	14.4	64.9	27.2	25.2	36.1	15.6
649	B103_24	Block 10	86.90	104.7	14.0	64.8	27.2	25.2	36.0	15.6
650	B103_29	Block 10	100.90	104.7	13.8	64.7	27.2	25.2	36.0	15.6
651	B103_34	Block 10	114.90	104.7	13.7	64.7	27.2	25.2	36.0	15.6
652	B103_39	Block 10	128.90	104.7	13.7	64.7	27.2	25.2	36.0	15.6
653	B104_GF	Block 10	1.50	107.2	17.0	65.1	27.3	25.3	36.2	15.7
654	B104_RF	Block 10	16.00	106.4	16.1	65.0	27.3	25.3	36.2	15.7
655	B104_01	Block 10	22.50	106.4	15.6	65.0	27.3	25.3	36.1	15.7
656	B104_02	Block 10	25.30	106.1	15.4	64.9	27.3	25.3	36.1	15.7
657	B104_03	Block 10	28.10	105.8	15.3	64.9	27.3	25.2	36.1	15.6
658	B104_04	Block 10	30.90	105.6	15.1	64.9	27.3	25.2	36.1	15.6
659	B104_09	Block 10	44.90	105.0	14.7	64.9	27.2	25.2	36.1	15.6
660	B104_13	Block 10	56.10	104.8	14.6	64.9	27.2	25.2	36.1	15.6
661	B104_14	Block 10	58.90	104.8	14.6	64.9	27.2	25.2	36.1	15.6
662	B104_15	Block 10	61.70	105.6	14.6	64.9	27.2	25.2	36.1	15.6
663	B104_16	Block 10	64.50	105.5	14.6	64.9	27.2	25.2	36.1	15.6
664	B104_17	Block 10	67.30	105.4	14.6	64.9	27.2	25.2	36.1	15.6
665	B104_18	Block 10	70.10	105.2	14.6	64.9	27.2	25.2	36.1	15.6
666	B104_19	Block 10	72.90	105.1	14.5	64.9	27.2	25.2	36.1	15.6
667	B104_24	Block 10	86.90	104.7	14.0	64.8	27.2	25.2	36.0	15.6
668	B104_29	Block 10	100.90	104.7	13.8	64.7	27.2	25.2	36.0	15.6
669	B104_34	Block 10	114.90	104.7	13.7	64.7	27.2	25.2	36.0	15.6
670	B104_39	Block 10	128.90	104.7	13.7	64.7	27.2	25.2	36.0	15.6
671	B111_GF	Block 11	1.50	106.5	16.7	65.1	27.3	25.3	36.2	15.7
672	B111_RF	Block 11	16.00	105.9	15.9	65.0	27.3	25.3	36.2	15.7
673	B111_01	Block 11	22.50	105.7	15.4	65.0	27.3	25.2	36.1	15.7
674	B111_02	Block 11	25.30	105.6	15.3	64.9	27.3	25.2	36.1	15.6
675	B111_03	Block 11	28.10	105.5	15.1	64.9	27.3	25.2	36.1	15.6
676	B111_04	Block 11	30.90	105.4	15.0	64.9	27.3	25.2	36.1	15.6
677	B111_09	Block 11	44.90	105.0	14.6	64.8	27.2	25.2	36.1	15.6
678	B111_13	Block 11	56.10	104.9	14.6	64.9	27.2	25.2	36.1	15.6
679	B111_14	Block 11	58.90	104.8	14.6	64.9	27.2	25.2	36.1	15.6
680	B111_15	Block 11	61.70	104.8	14.6	64.9	27.2	25.2	36.1	15.6
681	B111_16	Block 11	64.50	104.8	14.6	64.9	27.2	25.2	36.2	15.6
682	B111_17	Block 11	67.30	104.7	14.6	64.9	27.2	25.2	36.2	15.6
683	B111_18	Block 11	70.10	104.7	14.6	64.9	27.2	25.2	36.2	15.6
684	B111_19	Block 11	72.90	104.7	14.5	64.8	27.2	25.2	36.1	15.6
685	B111_24	Block 11	86.90	104.7	14.0	64.7	27.2	25.2	36.1	15.6
686	B111_29	Block 11	100.90	104.7	13.8	64.7	27.2	25.2	36.0	15.6
687	B111_34	Block 11	114.90	104.7	13.7	64.7	27.2	25.2	36.0	15.6
688	B111_39	Block 11	128.90	104.7	13.7	64.7	27.2	25.2	36.0	15.6
689	B112_GF	Block 11	1.50	106.8	16.5	65.1	27.3	25.3	36.2	15.7
690	B112_RF	Block 11	16.00	105.7	15.7	65.0	27.3	25.2	36.1	15.7
691	B112_01	Block 11	22.50	105.5	15.3	65.0	27.3	25.2	36.1	15.6
692	B112_02	Block 11	25.30	105.4	15.2	64.9	27.3	25.2	36.1	15.6
693	B112_03	Block 11	28.10	105.3	15.0	64.9	27.3	25.2	36.1	15.6
694	B112_04	Block 11	30.90	105.2	14.9	64.9	27.2	25.2	36.1	15.6
695	B112_09	Block 11	44.90	104.9	14.6	64.8	27.2	25.2	36.1	15.6
696	B112_13	Block 11	56.10	104.8	14.6	64.8	27.2	25.2	36.1	15.6
697	B112_14	Block 11	58.90	104.8	14.6	64.8	27.2	25.2	36.1	15.6
698	B112_15	Block 11	61.70	104.8	14.6	64.9	27.2	25.2	36.1	15.6
699	B112_16	Block 11	64.50	104.8	14.6	64.9	27.2	25.2	36.1	15.6
700	B112_17	Block 11	67.30	104.7	14.6	64.8	27.2	25.2	36.1	15.6
701	B112_18	Block 11	70.10	104.7	14.5	64.8	27.2	25.2	36.1	15.6
702	B112_19	Block 11	72.90	104.7	14.5	64.8	27.2	25.2	36.1	15.6
703	B112_24	Block 11	86.90	104.7	14.0	64.7	27.2	25.2	36.1	15.6
704	B112_29	Block 11	100.90	104.7	13.8	64.7	27.2	25.2	36.0	15.6

Predicted Pollutant Concentrations at Assessment Locations

ASR Index	ASR ID	Description	Height (mAG)	Operation Phase						
				Design Case (Model ID: A)						
				NO2		RSP		FSP		
				19th Highest Hourly Averaged Conc. (µg/m^3)	Annual Averaged Conc. (µg/m^3)	10th Highest Daily Averaged Conc. (µg/m^3)	Annual Averaged Conc. (µg/m^3)	36th Highest Daily Averaged Conc. (µg/m^3)	19th Highest Daily Averaged Conc. (µg/m^3)	Annual Averaged Conc. (µg/m^3)
		AQO Standard		**200**	**40**	**100**	**50**	**50**	**50**	**25**
705	B112_34	Block 11	114.90	104.7	13.7	64.7	27.2	25.2	36.0	15.6
706	B112_39	Block 11	128.90	104.7	13.7	64.7	27.2	25.2	36.0	15.6
707	B113_GF	Block 11	1.50	106.4	16.1	65.1	27.3	25.3	36.2	15.7
708	B113_RF	Block 11	16.00	105.6	15.5	65.0	27.3	25.2	36.1	15.7
709	B113_01	Block 11	22.50	105.4	15.2	64.9	27.3	25.2	36.1	15.6
710	B113_02	Block 11	25.30	105.4	15.0	64.9	27.3	25.2	36.1	15.6
711	B113_03	Block 11	28.10	105.3	14.9	64.9	27.3	25.2	36.1	15.6
712	B113_04	Block 11	30.90	105.2	14.8	64.9	27.2	25.2	36.1	15.6
713	B113_09	Block 11	44.90	104.9	14.5	64.8	27.2	25.2	36.1	15.6
714	B113_13	Block 11	56.10	104.8	14.5	64.8	27.2	25.2	36.1	15.6
715	B113_14	Block 11	58.90	104.8	14.5	64.8	27.2	25.2	36.1	15.6
716	B113_15	Block 11	61.70	104.8	14.5	64.8	27.2	25.2	36.1	15.6
717	B113_16	Block 11	64.50	104.7	14.5	64.8	27.2	25.2	36.1	15.6
718	B113_17	Block 11	67.30	104.7	14.5	64.8	27.2	25.2	36.1	15.6
719	B113_18	Block 11	70.10	104.7	14.4	64.8	27.2	25.2	36.1	15.6
720	B113_19	Block 11	72.90	104.7	14.4	64.8	27.2	25.2	36.1	15.6
721	B113_24	Block 11	86.90	104.7	14.0	64.7	27.2	25.2	36.1	15.6
722	B113_29	Block 11	100.90	104.7	13.8	64.7	27.2	25.2	36.0	15.6
723	B113_34	Block 11	114.90	104.7	13.7	64.7	27.2	25.2	36.0	15.6
724	B113_39	Block 11	128.90	104.7	13.7	64.7	27.2	25.2	36.0	15.6
725	B114_GF	Block 11	1.50	106.5	16.3	65.1	27.3	25.3	36.2	15.7
726	B114_RF	Block 11	16.00	106.0	15.7	65.0	27.3	25.3	36.1	15.7
727	B114_01	Block 11	22.50	105.7	15.3	65.0	27.3	25.2	36.1	15.6
728	B114_02	Block 11	25.30	105.6	15.1	64.9	27.3	25.2	36.1	15.6
729	B114_03	Block 11	28.10	105.5	15.0	64.9	27.3	25.2	36.1	15.6
730	B114_04	Block 11	30.90	105.4	14.9	64.9	27.3	25.2	36.1	15.6
731	B114_09	Block 11	44.90	105.0	14.6	64.8	27.2	25.2	36.1	15.6
732	B114_13	Block 11	56.10	104.8	14.5	64.9	27.2	25.2	36.1	15.6
733	B114_14	Block 11	58.90	104.8	14.6	64.9	27.2	25.2	36.1	15.6
734	B114_15	Block 11	61.70	104.8	14.6	64.9	27.2	25.2	36.1	15.6
735	B114_16	Block 11	64.50	104.7	14.6	64.9	27.2	25.2	36.1	15.6
736	B114_17	Block 11	67.30	104.7	14.5	64.9	27.2	25.2	36.1	15.6
737	B114_18	Block 11	70.10	104.7	14.5	64.9	27.2	25.2	36.1	15.6
738	B114_19	Block 11	72.90	104.7	14.4	64.8	27.2	25.2	36.1	15.6
739	B114_24	Block 11	86.90	104.7	14.0	64.7	27.2	25.2	36.1	15.6
740	B114_29	Block 11	100.90	104.7	13.8	64.7	27.2	25.2	36.0	15.6
741	B114_34	Block 11	114.90	104.7	13.7	64.7	27.2	25.2	36.0	15.6
742	B114_39	Block 11	128.90	104.7	13.7	64.7	27.2	25.2	36.0	15.6
743	B121_GF	Block 12	1.50	109.6	17.9	65.2	27.4	25.4	36.3	15.8
744	B121_RF	Block 12	16.00	106.4	16.6	65.1	27.3	25.3	36.2	15.7
745	B121_01	Block 12	22.50	106.4	15.9	65.0	27.3	25.3	36.1	15.7
746	B121_02	Block 12	25.30	106.4	15.7	64.9	27.3	25.3	36.1	15.7
747	B121_03	Block 12	28.10	106.4	15.5	64.9	27.3	25.3	36.1	15.7
748	B121_04	Block 12	30.90	106.1	15.3	64.9	27.3	25.3	36.1	15.6
749	B121_09	Block 12	44.90	105.3	14.8	64.8	27.2	25.2	36.1	15.6
750	B121_13	Block 12	56.10	105.0	14.8	64.9	27.3	25.2	36.1	15.6
751	B121_14	Block 12	58.90	104.9	14.8	64.9	27.3	25.2	36.1	15.6
752	B121_15	Block 12	61.70	104.9	14.8	64.9	27.3	25.2	36.2	15.6
753	B121_16	Block 12	64.50	104.9	14.8	64.9	27.3	25.2	36.2	15.6
754	B121_17	Block 12	67.30	104.9	14.8	64.9	27.3	25.2	36.2	15.6
755	B121_18	Block 12	70.10	104.8	14.7	64.9	27.3	25.2	36.2	15.6
756	B121_19	Block 12	72.90	104.8	14.6	64.9	27.2	25.2	36.1	15.6
757	B121_24	Block 12	86.90	104.7	14.0	64.8	27.2	25.2	36.0	15.6
758	B121_29	Block 12	100.90	104.7	13.8	64.7	27.2	25.2	36.0	15.6
759	B121_34	Block 12	114.90	104.7	13.7	64.7	27.2	25.2	36.0	15.6
760	B121_39	Block 12	128.90	104.7	13.7	64.7	27.2	25.2	36.0	15.6
761	B122_GF	Block 12	1.50	106.5	17.1	65.1	27.3	25.3	36.2	15.7
762	B122_RF	Block 12	16.00	106.4	16.2	65.0	27.3	25.3	36.2	15.7
763	B122_01	Block 12	22.50	106.4	15.7	65.0	27.3	25.3	36.1	15.7
764	B122_02	Block 12	25.30	106.4	15.5	64.9	27.3	25.3	36.1	15.7
765	B122_03	Block 12	28.10	106.3	15.3	64.9	27.3	25.3	36.1	15.7
766	B122_04	Block 12	30.90	106.0	15.2	64.9	27.3	25.2	36.1	15.6
767	B122_09	Block 12	44.90	105.2	14.7	64.9	27.2	25.2	36.1	15.6
768	B122_13	Block 12	56.10	104.9	14.7	64.9	27.2	25.2	36.1	15.6
769	B122_14	Block 12	58.90	104.9	14.7	64.9	27.2	25.2	36.1	15.6
770	B122_15	Block 12	61.70	105.1	14.7	64.9	27.2	25.2	36.1	15.6
771	B122_16	Block 12	64.50	105.1	14.7	64.9	27.2	25.2	36.1	15.6
772	B122_17	Block 12	67.30	105.1	14.7	64.9	27.2	25.2	36.1	15.6
773	B122_18	Block 12	70.10	105.0	14.6	64.9	27.2	25.2	36.1	15.6
774	B122_19	Block 12	72.90	104.8	14.5	64.9	27.2	25.2	36.1	15.6
775	B122_24	Block 12	86.90	104.7	14.0	64.8	27.2	25.2	36.0	15.6
776	B122_29	Block 12	100.90	104.7	13.8	64.7	27.2	25.2	36.0	15.6
777	B122_34	Block 12	114.90	104.7	13.7	64.7	27.2	25.2	36.0	15.6
778	B122_39	Block 12	128.90	104.7	13.7	64.7	27.2	25.2	36.0	15.6
779	B123_GF	Block 12	1.50	109.4	17.8	65.2	27.4	25.4	36.3	15.8
780	B123_RF	Block 12	16.00	106.5	16.6	65.1	27.3	25.3	36.2	15.7
781	B123_01	Block 12	22.50	106.4	15.9	65.0	27.3	25.3	36.2	15.7
782	B123_02	Block 12	25.30	106.4	15.7	65.0	27.3	25.3	36.1	15.7
783	B123_03	Block 12	28.10	106.2	15.5	64.9	27.3	25.3	36.1	15.7
784	B123_04	Block 12	30.90	105.9	15.3	64.9	27.3	25.3	36.1	15.6
785	B123_09	Block 12	44.90	105.0	14.8	64.9	27.2	25.2	36.1	15.6
786	B123_13	Block 12	56.10	105.4	14.7	64.9	27.2	25.2	36.1	15.6
787	B123_14	Block 12	58.90	106.1	14.8	64.9	27.3	25.2	36.1	15.6
788	B123_15	Block 12	61.70	106.0	14.8	64.9	27.3	25.2	36.1	15.6
789	B123_16	Block 12	64.50	105.9	14.8	65.0	27.3	25.2	36.1	15.6
790	B123_17	Block 12	67.30	105.8	14.7	64.9	27.3	25.2	36.1	15.6
791	B123_18	Block 12	70.10	105.7	14.7	64.9	27.2	25.2	36.1	15.6
792	B123_19	Block 12	72.90	105.5	14.6	64.9	27.2	25.2	36.1	15.6

Predicted Pollutant Concentrations at Assessment Locations

ASR Index	ASR ID	Description	Height (mAG)	Operation Phase						
				Design Case (Model ID: A)						
				NO2		RSP		FSP		
				19th Highest Hourly Averaged Conc. (µg/m^3)	Annual Averaged Conc. (µg/m^3)	10th Highest Daily Averaged Conc. (µg/m^3)	Annual Averaged Conc. (µg/m^3)	36th Highest Daily Averaged Conc. (µg/m^3)	19th Highest Daily Averaged Conc. (µg/m^3)	Annual Averaged Conc. (µg/m^3)
AQO Standard				**200**	**40**	**100**	**50**	**50**	**50**	**25**
793	B123_24	Block 12	86.90	104.7	14.0	64.8	27.2	25.2	36.0	15.6
794	B123_29	Block 12	100.90	104.7	13.8	64.7	27.2	25.2	36.0	15.6
795	B123_34	Block 12	114.90	104.7	13.7	64.7	27.2	25.2	36.0	15.6
796	B123_39	Block 12	128.90	104.7	13.7	64.7	27.2	25.2	36.0	15.6
797	CF01_1F	Community Facilities	15.00	107.1	17.7	65.1	27.3	25.3	36.2	15.7
798	CF01_2F	Community Facilities	19.00	106.8	16.8	65.0	27.3	25.3	36.1	15.7
799	CF01_3F	Community Facilities	23.00	106.4	16.2	65.0	27.3	25.3	36.1	15.7
800	CF01_4F	Community Facilities	27.00	106.3	15.7	64.9	27.3	25.3	36.1	15.7
801	CF01_5F	Community Facilities	31.00	106.0	15.3	64.9	27.3	25.3	36.1	15.6
802	CF01_6F	Community Facilities	35.00	105.9	15.0	64.9	27.3	25.2	36.1	15.6
803	CF01_7F	Community Facilities	39.00	105.7	14.8	64.8	27.2	25.2	36.0	15.6
804	CF02_1F	Community Facilities	15.00	107.9	17.4	65.1	27.3	25.3	36.2	15.7
805	CF02_2F	Community Facilities	19.00	106.4	16.4	65.0	27.3	25.3	36.1	15.7
806	CF02_3F	Community Facilities	23.00	105.6	15.8	64.9	27.3	25.3	36.1	15.7
807	CF02_4F	Community Facilities	27.00	105.5	15.4	64.9	27.3	25.3	36.1	15.7
808	CF02_5F	Community Facilities	31.00	105.4	15.1	64.9	27.3	25.2	36.1	15.6
809	CF02_6F	Community Facilities	35.00	105.3	14.8	64.8	27.2	25.2	36.0	15.6
810	CF02_7F	Community Facilities	39.00	105.2	14.7	64.8	27.2	25.2	36.0	15.6
811	CF03_1F	Community Facilities	15.00	106.5	17.5	65.1	27.3	25.3	36.2	15.7
812	CF03_2F	Community Facilities	19.00	106.3	16.7	65.0	27.3	25.3	36.1	15.7
813	CF03_3F	Community Facilities	23.00	106.0	16.0	65.0	27.3	25.3	36.1	15.7
814	CF03_4F	Community Facilities	27.00	105.9	15.6	64.9	27.3	25.3	36.1	15.7
815	CF03_5F	Community Facilities	31.00	105.7	15.2	64.9	27.3	25.2	36.1	15.6
816	CF03_6F	Community Facilities	35.00	105.5	15.0	64.9	27.3	25.2	36.1	15.6
817	CF03_7F	Community Facilities	39.00	105.4	14.8	64.8	27.2	25.2	36.0	15.6
818	CF04_1F	Community Facilities	15.00	106.4	17.5	65.1	27.3	25.3	36.2	15.7
819	CF04_2F	Community Facilities	19.00	106.4	16.7	65.0	27.3	25.3	36.2	15.7
820	CF04_3F	Community Facilities	23.00	106.4	16.2	65.0	27.3	25.3	36.1	15.7
821	CF04_4F	Community Facilities	27.00	106.4	15.7	64.9	27.3	25.3	36.1	15.7
822	CF04_5F	Community Facilities	31.00	106.2	15.4	64.9	27.3	25.3	36.1	15.6
823	CF04_6F	Community Facilities	35.00	106.0	15.1	64.9	27.3	25.2	36.1	15.6
824	CF04_7F	Community Facilities	39.00	105.8	14.9	64.8	27.2	25.2	36.1	15.6
825	CF05_1F	Community Facilities	15.00	106.4	18.1	65.1	27.4	25.4	36.2	15.7
826	CF05_2F	Community Facilities	19.00	106.4	17.2	65.0	27.3	25.3	36.2	15.7
827	CF05_3F	Community Facilities	23.00	106.4	16.4	65.0	27.3	25.3	36.1	15.7
828	CF05_4F	Community Facilities	27.00	106.2	15.9	64.9	27.3	25.3	36.1	15.7
829	CF05_5F	Community Facilities	31.00	105.9	15.5	64.9	27.3	25.3	36.1	15.7
830	CF05_6F	Community Facilities	35.00	105.7	15.2	64.9	27.3	25.3	36.1	15.6
831	CF05_7F	Community Facilities	39.00	105.5	15.0	64.8	27.3	25.2	36.1	15.6
832	CP01_PF	Podium	15.00	108.8	17.6	65.1	27.3	25.3	36.2	15.7
833	CP02_PF	Podium	15.00	108.0	17.1	65.1	27.3	25.3	36.2	15.7
834	CP03_PF	Podium	15.00	106.4	17.0	65.1	27.3	25.3	36.2	15.7
835	CP04_PF	Podium	21.00	106.4	16.5	65.0	27.3	25.3	36.2	15.7
836	CP05_PF	Podium	21.00	106.4	16.6	65.0	27.3	25.3	36.2	15.7
837	CP06_PF	Podium	21.00	107.0	17.0	65.0	27.3	25.3	36.2	15.7
838	CS01_00150	Primary School	1.50	114.4	25.1	65.5	27.6	25.8	36.6	16.0
839	CS01_00500	Primary School	5.00	112.7	24.0	65.4	27.6	25.7	36.5	16.0
840	CS01_01000	Primary School	10.00	110.1	21.4	65.2	27.5	25.6	36.4	15.9
841	CS01_01500	Primary School	15.00	106.5	19.0	65.1	27.4	25.4	36.2	15.8
842	CS01_02000	Primary School	20.00	106.1	17.4	65.0	27.3	25.4	36.2	15.7
843	CS01_02500	Primary School	25.00	105.7	16.5	64.9	27.3	25.3	36.1	15.7
844	CS02_00150	Primary School	1.50	112.7	23.9	65.4	27.6	25.7	36.5	16.0
845	CS02_00500	Primary School	5.00	110.1	23.2	65.3	27.6	25.6	36.5	15.9
846	CS02_01000	Primary School	10.00	107.3	21.1	65.2	27.5	25.5	36.4	15.9
847	CS02_01500	Primary School	15.00	106.5	19.1	65.1	27.4	25.4	36.3	15.8
848	CS02_02000	Primary School	20.00	106.4	17.5	65.0	27.4	25.4	36.2	15.7
849	CS02_02500	Primary School	25.00	105.7	16.5	64.9	27.3	25.3	36.1	15.7
850	CS03_00150	Primary School	1.50	121.1	23.5	65.4	27.6	25.6	36.5	15.9
851	CS03_00500	Primary School	5.00	119.5	22.8	65.4	27.6	25.6	36.5	15.9
852	CS03_01000	Primary School	10.00	116.8	21.1	65.2	27.5	25.5	36.4	15.9
853	CS03_01500	Primary School	15.00	112.0	19.3	65.1	27.4	25.5	36.3	15.8
854	CS03_02000	Primary School	20.00	106.2	17.8	65.0	27.4	25.4	36.2	15.7
855	CS03_02500	Primary School	25.00	105.4	16.8	65.0	27.3	25.3	36.2	15.7
856	CS04_00150	Primary School	1.50	123.1	25.7	65.6	27.7	25.8	36.7	16.0
857	CS04_00500	Primary School	5.00	121.8	24.4	65.5	27.6	25.7	36.6	16.0
858	CS04_01000	Primary School	10.00	117.2	21.5	65.3	27.5	25.6	36.4	15.9
859	CS04_01500	Primary School	15.00	112.0	19.2	65.1	27.4	25.5	36.3	15.8
860	CS04_02000	Primary School	20.00	106.0	17.6	65.0	27.4	25.4	36.2	15.7
861	CS04_02500	Primary School	25.00	105.3	16.7	64.9	27.3	25.3	36.2	15.7
862	CS05_00150	Primary School	1.50	121.2	25.9	65.6	27.7	25.8	36.6	16.0
863	CS05_00500	Primary School	5.00	117.9	24.5	65.4	27.6	25.8	36.5	16.0
864	CS05_01000	Primary School	10.00	112.9	21.4	65.2	27.5	25.6	36.4	15.9
865	CS05_01500	Primary School	15.00	106.5	19.0	65.0	27.4	25.5	36.3	15.8
866	CS05_02000	Primary School	20.00	106.1	17.5	65.0	27.4	25.4	36.2	15.7
867	CS05_02500	Primary School	25.00	105.7	16.6	64.9	27.3	25.3	36.2	15.7
868	CS06_00150	Primary School	1.50	129.2	31.7	65.9	27.9	26.2	36.9	16.3
869	CS06_00500	Primary School	5.00	118.7	26.1	65.5	27.7	25.9	36.6	16.0
870	CS06_01000	Primary School	10.00	110.4	20.4	65.1	27.5	25.6	36.3	15.8
871	CS06_01500	Primary School	15.00	106.5	18.3	65.0	27.4	25.4	36.2	15.8
872	CS06_02000	Primary School	20.00	106.4	17.1	64.9	27.3	25.4	36.2	15.7
873	CS06_02500	Primary School	25.00	105.8	16.4	64.9	27.3	25.3	36.1	15.7
874	PP01_00150	Proposed Visiting Centre	1.50	106.2	15.9	65.1	27.3	25.3	36.2	15.7
875	PP02_00150	Proposed Visiting Centre	1.50	106.0	15.8	65.0	27.3	25.3	36.2	15.7
876	PP03_00150	Proposed Visiting Centre	1.50	106.0	15.7	65.0	27.3	25.3	36.2	15.7
877	PP04_00150	Proposed Visiting Centre	1.50	106.1	15.7	65.0	27.3	25.3	36.2	15.7

Appendix 3.14
Predicted Pollutant Concentrations at Assessment Points - Cumulative Impact for Base Phase

Predicted Pollutant Concentrations at Assessment Locations

ASR	Description	Height (mAG)	Operation Phase						
			Base Case (Model ID: B)						
			NO2		RSP		FSP		
			19th Highest Hourly Averaged Conc. ($\mu g/m^3$)	Annual Averaged Conc. ($\mu g/m^3$)	10th Highest Daily Averaged Conc. ($\mu g/m^3$)	Annual Averaged Conc. ($\mu g/m^3$)	36th Highest Daily Averaged Conc. ($\mu g/m^3$)	19th Highest Daily Averaged Conc. ($\mu g/m^3$)	Annual Averaged Conc. ($\mu g/m^3$)
AQO Standard			**200**	**40**	**100**	**50**	**50**	**50**	**25**
AH11_00150	Ching Ho Estate - Ching Chiu House	1.5	113.7	17.2	64.9	27.3	25.2	36.1	15.7
AH11_00500	Ching Ho Estate - Ching Chiu House	5.0	112.3	16.8	64.9	27.3	25.2	36.1	15.7
AH11_01000	Ching Ho Estate - Ching Chiu House	10.0	109.8	15.9	64.9	27.3	25.2	36.1	15.7
AH11_01500	Ching Ho Estate - Ching Chiu House	15.0	106.5	15.3	64.9	27.3	25.2	36.1	15.6
AH11_02000	Ching Ho Estate - Ching Chiu House	20.0	106.4	14.8	64.8	27.2	25.2	36.0	15.6
AH11_02500	Ching Ho Estate - Ching Chiu House	25.0	106.4	14.6	64.8	27.2	25.2	36.0	15.6
AH11_03000	Ching Ho Estate - Ching Chiu House	30.0	106.4	14.4	64.8	27.2	25.2	36.0	15.6
AH11_04000	Ching Ho Estate - Ching Chiu House	40.0	106.4	14.1	64.7	27.2	25.2	36.0	15.6
AH11_05000	Ching Ho Estate - Ching Chiu House	50.0	105.3	14.0	64.7	27.2	25.2	36.0	15.6
AH11_07500	Ching Ho Estate - Ching Chiu House	75.0	104.8	14.0	64.7	27.2	25.2	36.0	15.6
AH11_10000	Ching Ho Estate - Ching Chiu House	100.0	104.7	13.7	64.7	27.2	25.2	36.0	15.6
AH12_00150	Ching Ho Estate - Ching Ping House	1.5	112.4	17.0	65.0	27.3	25.2	36.1	15.7
AH12_00500	Ching Ho Estate - Ching Ping House	5.0	112.5	16.8	65.0	27.3	25.2	36.1	15.7
AH12_01000	Ching Ho Estate - Ching Ping House	10.0	110.8	16.3	64.9	27.3	25.2	36.1	15.7
AH12_01500	Ching Ho Estate - Ching Ping House	15.0	107.7	15.7	64.9	27.3	25.2	36.1	15.6
AH12_02000	Ching Ho Estate - Ching Ping House	20.0	106.5	15.1	64.8	27.2	25.2	36.0	15.6
AH12_02500	Ching Ho Estate - Ching Ping House	25.0	106.4	14.7	64.8	27.2	25.2	36.0	15.6
AH12_03000	Ching Ho Estate - Ching Ping House	30.0	106.4	14.4	64.8	27.2	25.2	36.0	15.6
AH12_04000	Ching Ho Estate - Ching Ping House	40.0	106.4	14.1	64.7	27.2	25.2	36.0	15.6
AH12_05000	Ching Ho Estate - Ching Ping House	50.0	106.4	14.0	64.7	27.2	25.2	36.0	15.6
AH12_07500	Ching Ho Estate - Ching Ping House	75.0	104.8	14.0	64.7	27.2	25.2	36.0	15.6
AH12_10000	Ching Ho Estate - Ching Ping House	100.0	104.7	13.7	64.7	27.2	25.2	36.0	15.6
AH13_00150	Ching Ho Estate - Ching Yu House	1.5	114.1	17.4	64.9	27.3	25.2	36.1	15.7
AH13_00500	Ching Ho Estate - Ching Yu House	5.0	113.7	17.1	65.0	27.3	25.2	36.1	15.7
AH13_01000	Ching Ho Estate - Ching Yu House	10.0	112.2	16.3	64.9	27.3	25.2	36.1	15.7
AH13_01500	Ching Ho Estate - Ching Yu House	15.0	110.1	15.3	64.8	27.2	25.2	36.0	15.6
AH13_02000	Ching Ho Estate - Ching Yu House	20.0	106.6	14.8	64.8	27.2	25.2	36.0	15.6
AH13_02500	Ching Ho Estate - Ching Yu House	25.0	106.5	14.5	64.7	27.2	25.2	36.0	15.6
AH13_03000	Ching Ho Estate - Ching Yu House	30.0	106.5	14.3	64.7	27.2	25.2	36.0	15.6
AH13_04000	Ching Ho Estate - Ching Yu House	40.0	106.4	14.1	64.7	27.2	25.2	36.0	15.6
AH13_05000	Ching Ho Estate - Ching Yu House	50.0	107.0	14.0	64.7	27.2	25.2	36.0	15.6
AH13_07500	Ching Ho Estate - Ching Yu House	75.0	106.6	13.9	64.7	27.2	25.2	36.0	15.6
AH13_10000	Ching Ho Estate - Ching Yu House	100.0	104.9	13.7	64.7	27.2	25.2	36.0	15.6
AH21_00150	Cheung Lung Wai Estate - Ching Cheung House	1.5	112.3	19.7	65.1	27.4	25.4	36.3	15.8
AH21_00500	Cheung Lung Wai Estate - Ching Cheung House	5.0	110.2	19.2	65.1	27.4	25.4	36.2	15.8
AH21_01000	Cheung Lung Wai Estate - Ching Cheung House	10.0	108.1	18.3	65.0	27.4	25.4	36.2	15.7
AH21_01500	Cheung Lung Wai Estate - Ching Cheung House	15.0	106.4	17.3	65.0	27.3	25.3	36.2	15.7
AH21_02000	Cheung Lung Wai Estate - Ching Cheung House	20.0	106.2	16.5	64.9	27.3	25.3	36.1	15.7
AH21_02500	Cheung Lung Wai Estate - Ching Cheung House	25.0	106.0	15.8	64.9	27.3	25.3	36.1	15.7
AH21_03000	Cheung Lung Wai Estate - Ching Cheung House	30.0	105.8	15.3	64.8	27.3	25.3	36.1	15.6
AH21_04000	Cheung Lung Wai Estate - Ching Cheung House	40.0	105.4	14.8	64.8	27.2	25.2	36.0	15.6
AH21_05000	Cheung Lung Wai Estate - Ching Cheung House	50.0	105.1	14.6	64.8	27.2	25.2	36.0	15.6
AH21_07500	Cheung Lung Wai Estate - Ching Cheung House	75.0	110.8	15.6	65.2	27.3	25.2	36.4	15.7
AH21_10000	Cheung Lung Wai Estate - Ching Cheung House	100.0	104.7	13.9	64.7	27.2	25.2	36.0	15.6
AH22_00150	Cheung Lung Wai Estate - King Cheung House	1.5	109.4	19.8	65.2	27.4	25.4	36.2	15.8
AH22_00500	Cheung Lung Wai Estate - King Cheung House	5.0	108.8	19.5	65.1	27.4	25.4	36.2	15.8
AH22_01000	Cheung Lung Wai Estate - King Cheung House	10.0	106.7	18.5	65.1	27.4	25.4	36.2	15.7
AH22_01500	Cheung Lung Wai Estate - King Cheung House	15.0	106.5	17.4	65.0	27.3	25.3	36.1	15.7
AH22_02000	Cheung Lung Wai Estate - King Cheung House	20.0	106.4	16.4	64.9	27.3	25.3	36.1	15.7
AH22_02500	Cheung Lung Wai Estate - King Cheung House	25.0	106.1	15.6	64.9	27.3	25.3	36.1	15.7
AH22_03000	Cheung Lung Wai Estate - King Cheung House	30.0	106.0	15.1	64.8	27.3	25.3	36.1	15.6
AH22_04000	Cheung Lung Wai Estate - King Cheung House	40.0	105.6	14.6	64.8	27.2	25.2	36.0	15.6
AH22_05000	Cheung Lung Wai Estate - King Cheung House	50.0	105.3	14.4	64.8	27.2	25.2	36.0	15.6
AH22_07500	Cheung Lung Wai Estate - King Cheung House	75.0	104.9	15.0	64.9	27.3	25.2	36.1	15.7
AH22_10000	Cheung Lung Wai Estate - King Cheung House	100.0	104.7	13.8	64.7	27.2	25.2	36.0	15.6
AH31_00150	Tai Ping Estate - Tin Ping Kindergarden	1.5	121.6	17.9	67.5	33.8	25.9	36.0	16.3
AH32_00150	Tai Ping Estate - Ping Hay House	1.5	123.4	18.3	68.3	33.8	25.8	35.8	16.2
AH32_00500	Tai Ping Estate - Ping Hay House	5.0	120.5	18.1	68.1	33.7	25.7	35.8	16.1
AH32_01000	Tai Ping Estate - Ping Hay House	10.0	119.9	17.6	69.6	33.4	25.7	35.8	16.0
AH32_01500	Tai Ping Estate - Ping Hay House	15.0	119.6	17.4	70.1	33.0	25.6	35.7	16.0
AH32_02000	Tai Ping Estate - Ping Hay House	20.0	118.0	17.2	65.6	32.4	25.5	35.7	15.9
AH32_02500	Tai Ping Estate - Ping Hay House	25.0	117.8	17.2	65.6	31.7	25.4	35.6	15.9
AH32_03000	Tai Ping Estate - Ping Hay House	30.0	117.8	17.2	65.6	31.1	25.4	35.6	15.9
AH32_04000	Tai Ping Estate - Ping Hay House	40.0	117.8	17.2	65.6	30.4	25.4	35.6	15.9
AH32_05000	Tai Ping Estate - Ping Hay House	50.0	117.9	17.3	65.6	30.1	25.4	35.6	15.9
AH32_07500	Tai Ping Estate - Ping Hay House	75.0	124.7	18.9	65.5	29.9	25.4	35.6	15.9
AH41_00150	Choi Yuen Estate - Choi Lai House	1.5	121.5	17.2	73.7	33.3	25.9	35.8	16.4
AH41_00500	Choi Yuen Estate - Choi Lai House	5.0	121.5	17.2	73.7	33.2	25.8	35.8	16.3
AH41_01000	Choi Yuen Estate - Choi Lai House	10.0	119.9	17.1	73.5	32.9	25.6	35.7	16.1
AH41_01500	Choi Yuen Estate - Choi Lai House	15.0	118.9	17.1	73.4	32.4	25.5	35.7	16.0
AH41_02000	Choi Yuen Estate - Choi Lai House	20.0	118.2	17.0	71.7	31.8	25.5	35.6	15.9
AH41_02500	Choi Yuen Estate - Choi Lai House	25.0	118.0	17.0	71.4	31.1	25.4	35.6	15.9
AH41_03000	Choi Yuen Estate - Choi Lai House	30.0	118.1	17.0	65.5	30.5	25.4	35.6	15.9
AH41_04000	Choi Yuen Estate - Choi Lai House	40.0	119.6	17.0	65.5	29.7	25.4	35.6	15.9
AH41_05000	Choi Yuen Estate - Choi Lai House	50.0	124.6	17.0	65.5	29.3	25.4	35.6	15.8
AH42_00150	Choi Yuen Estate - Choi Wu House	1.5	119.3	17.1	72.7	32.8	25.8	35.8	16.3
AH42_00500	Choi Yuen Estate - Choi Wu House	5.0	119.3	17.1	72.7	32.8	25.7	35.7	16.3

Predicted Pollutant Concentrations at Assessment Locations

ASR	Description	Height (mAG)	Operation Phase						
			Base Case (Model ID: B)						
			NO2		RSP		FSP		
			19th Highest Hourly Averaged Conc. (μg/m^3)	Annual Averaged Conc. (μg/m^3)	10th Highest Daily Averaged Conc. (μg/m^3)	Annual Averaged Conc. (μg/m^3)	36th Highest Daily Averaged Conc. (μg/m^3)	19th Highest Daily Averaged Conc. (μg/m^3)	Annual Averaged Conc. (μg/m^3)
AQO Standard			**200**	**40**	**100**	**50**	**50**	**50**	**25**
AH42_01000	Choi Yuen Estate - Choi Wu House	10.0	118.1	17.1	72.1	32.5	25.6	35.7	16.2
AH42_01500	Choi Yuen Estate - Choi Wu House	15.0	117.8	17.0	73.5	32.1	25.6	35.7	16.1
AH42_02000	Choi Yuen Estate - Choi Wu House	20.0	117.8	17.0	71.7	31.4	25.5	35.6	16.0
AH42_02500	Choi Yuen Estate - Choi Wu House	25.0	117.8	17.0	65.5	30.8	25.5	35.6	15.9
AH42_03000	Choi Yuen Estate - Choi Wu House	30.0	118.0	16.9	65.5	30.2	25.4	35.6	15.9
AH42_04000	Choi Yuen Estate - Choi Wu House	40.0	119.6	16.9	65.5	29.5	25.4	35.6	15.9
AH42_05000	Choi Yuen Estate - Choi Wu House	50.0	124.6	17.0	65.5	29.1	25.4	35.6	15.8
AH42_07500	Choi Yuen Estate - Choi Wu House	75.0	124.7	17.3	65.5	28.8	25.4	35.6	15.8
AH51_00150	Royal Green - Tower 3	1.5	115.0	28.0	64.8	27.6	25.7	36.4	16.0
AH51_00500	Royal Green - Tower 3	5.0	115.0	23.7	64.8	27.5	25.5	36.3	15.8
AH51_01000	Royal Green - Tower 3	10.0	113.0	19.3	64.8	27.3	25.3	36.2	15.7
AH51_01500	Royal Green - Tower 3	15.0	108.2	16.9	64.8	27.3	25.3	36.1	15.7
AH51_02000	Royal Green - Tower 3	20.0	107.0	15.6	64.8	27.3	25.2	36.0	15.6
AH51_02500	Royal Green - Tower 3	25.0	106.5	15.0	64.7	27.2	25.2	36.0	15.6
AH51_03000	Royal Green - Tower 3	30.0	106.5	14.6	64.7	27.2	25.2	36.0	15.6
AH51_04000	Royal Green - Tower 3	40.0	106.4	14.2	64.7	27.2	25.2	36.0	15.6
AH51_05000	Royal Green - Tower 3	50.0	106.4	14.1	64.7	27.2	25.2	36.0	15.6
AH51_07500	Royal Green - Tower 3	75.0	106.9	14.1	64.7	27.2	25.2	36.0	15.6
AH51_10000	Royal Green - Tower 3	100.0	105.2	13.7	64.7	27.2	25.2	36.0	15.6
AH61_00150	Glorious Peak	1.5	143.8	35.2	64.8	27.7	25.9	36.4	16.0
AH61_00500	Glorious Peak	5.0	132.6	29.7	64.8	27.5	25.6	36.2	15.9
AH61_01000	Glorious Peak	10.0	112.4	18.7	64.7	27.3	25.3	36.1	15.7
AH61_01500	Glorious Peak	15.0	110.5	15.6	64.7	27.3	25.2	36.0	15.6
AH61_02000	Glorious Peak	20.0	108.2	14.8	64.7	27.2	25.2	36.0	15.6
AH61_02500	Glorious Peak	25.0	107.0	14.5	64.7	27.2	25.2	36.0	15.6
AH61_03000	Glorious Peak	30.0	106.5	14.3	64.7	27.2	25.2	36.0	15.6
AH61_04000	Glorious Peak	40.0	106.5	14.1	64.7	27.2	25.2	36.0	15.6
AH61_05000	Glorious Peak	50.0	107.4	14.1	64.7	27.2	25.2	36.0	15.6
AH61_07500	Glorious Peak	75.0	107.7	14.0	64.7	27.2	25.2	36.0	15.6
AH61_10000	Glorious Peak	100.0	105.2	13.7	64.7	27.2	25.2	36.0	15.6
AH71_00150	8 Royal Green	1.5	117.4	18.4	64.7	27.3	25.3	36.0	15.7
AH71_00500	8 Royal Green	5.0	116.6	17.5	64.7	27.3	25.2	36.0	15.7
AH71_01000	8 Royal Green	10.0	113.4	16.3	64.7	27.3	25.2	36.0	15.7
AH71_01500	8 Royal Green	15.0	111.6	15.3	64.7	27.3	25.2	36.0	15.6
AH71_02000	8 Royal Green	20.0	111.6	14.8	64.7	27.2	25.2	36.0	15.6
AH71_02500	8 Royal Green	25.0	111.5	14.6	64.7	27.2	25.2	36.0	15.6
AH71_03000	8 Royal Green	30.0	111.0	14.4	64.7	27.2	25.2	36.0	15.6
AH71_04000	8 Royal Green	40.0	106.7	14.1	64.7	27.2	25.2	36.0	15.6
AH71_05000	8 Royal Green	50.0	106.9	14.0	64.7	27.2	25.2	36.0	15.6
AH71_07500	8 Royal Green	75.0	107.3	14.0	64.7	27.2	25.2	36.0	15.6
AH71_10000	8 Royal Green	100.0	104.7	13.7	64.7	27.2	25.2	36.0	15.6
AH81_00150	Venice Garden - Block 2	1.5	121.6	17.4	65.6	31.8	25.6	35.7	16.2
AH81_00500	Venice Garden - Block 2	5.0	121.5	17.4	65.6	31.7	25.5	35.7	16.1
AH81_01000	Venice Garden - Block 2	10.0	119.7	17.3	65.5	31.5	25.4	35.6	16.0
AH81_01500	Venice Garden - Block 2	15.0	119.6	17.2	65.5	31.3	25.4	35.6	15.9
AH81_02000	Venice Garden - Block 2	20.0	119.1	17.1	65.5	31.0	25.4	35.6	15.9
AH81_02500	Venice Garden - Block 2	25.0	118.1	17.1	65.5	30.6	25.4	35.6	15.9
AH81_03000	Venice Garden - Block 2	30.0	117.8	17.0	65.5	30.2	25.4	35.6	15.9
AH81_04000	Venice Garden - Block 2	40.0	117.8	17.0	65.5	29.6	25.4	35.6	15.8
AH81_05000	Venice Garden - Block 2	50.0	117.8	17.1	65.5	29.4	25.4	35.6	15.8
AH81_07500	Venice Garden - Block 2	75.0	120.5	17.9	65.5	29.2	25.4	35.6	15.9
AH91_00150	Eden Manor - Tower 2	1.5	117.8	17.2	76.1	33.5	25.9	36.1	16.1
AH91_00500	Eden Manor - Tower 2	5.0	117.8	17.2	75.7	33.3	25.8	36.1	16.1
AH91_01000	Eden Manor - Tower 2	10.0	117.8	17.2	74.1	32.7	25.8	36.0	16.1
AH91_01500	Eden Manor - Tower 2	15.0	117.8	17.2	71.2	31.8	25.8	36.0	16.0
AH91_02000	Eden Manor - Tower 2	20.0	117.8	17.1	69.1	31.1	25.7	35.9	16.0
AH91_02500	Eden Manor - Tower 2	25.0	117.8	17.1	68.1	30.5	25.6	35.9	16.0
AH91_03000	Eden Manor - Tower 2	30.0	117.8	17.0	67.6	30.0	25.6	35.8	15.9
AH91_04000	Eden Manor - Tower 2	40.0	117.8	17.0	67.1	29.4	25.5	35.7	15.9
AH91_05000	Eden Manor - Tower 2	50.0	117.8	17.1	66.7	29.1	25.5	35.7	15.9
AH91_07500	Eden Manor - Tower 2	75.0	118.2	17.5	66.0	28.8	25.4	35.6	15.9
AL11_00150	King's Gate - B1	1.5	117.8	17.2	72.5	32.9	25.7	36.0	16.1
AL11_00500	King's Gate - B1	5.0	117.8	17.2	72.3	32.8	25.7	36.0	16.0
AL11_01000	King's Gate - B1	10.0	117.8	17.2	71.9	32.6	25.7	35.9	16.0
AL21_00150	The Green	1.5	103.4	14.3	65.1	27.2	24.4	36.1	15.3
AL21_00500	The Green	5.0	103.0	13.8	65.1	27.2	24.4	36.1	15.3
AL21_01000	The Green	10.0	100.4	13.4	65.1	27.2	24.4	36.1	15.3
AL31_00150	Residential R(C)2 (Land Lot 1909 in D.D. 100)	1.5	102.3	14.9	65.2	27.2	24.5	36.2	15.3
AL31_00500	Residential R(C)2 (Land Lot 1909 in D.D. 100)	5.0	101.1	14.1	65.2	27.2	24.4	36.1	15.3
AL31_01000	Residential R(C)2 (Land Lot 1909 in D.D. 100)	10.0	99.8	13.4	65.1	27.2	24.4	36.1	15.3
AV11_00150	Ng Uk Tsuen	1.5	117.3	19.2	65.2	27.4	25.3	36.2	15.8
AV11_00500	Ng Uk Tsuen	5.0	115.6	18.6	65.2	27.4	25.3	36.2	15.8
AV11_01000	Ng Uk Tsuen	10.0	114.2	17.5	65.0	27.3	25.3	36.1	15.7
AV21_00150	Chong Tsin Leng	1.5	106.4	14.6	64.8	27.2	25.2	36.0	15.6
AV21_00500	Chong Tsin Leng	5.0	106.4	14.6	64.8	27.2	25.2	36.0	15.6
AV21_01000	Chong Tsin Leng	10.0	106.4	14.6	64.8	27.2	25.2	36.0	15.6
AV31_00150	Ping Kong Village	1.5	105.7	15.0	64.9	27.2	25.2	36.1	15.6

Predicted Pollutant Concentrations at Assessment Locations

ASR	Description	Height (mAG)	Operation Phase						
			Base Case (Model ID: B)						
			NO2		RSP		FSP		
			19th Highest Hourly Averaged Conc. (μg/m^3)	Annual Averaged Conc. (μg/m^3)	10th Highest Daily Averaged Conc. (μg/m^3)	Annual Averaged Conc. (μg/m^3)	36th Highest Daily Averaged Conc. (μg/m^3)	19th Highest Daily Averaged Conc. (μg/m^3)	Annual Averaged Conc. (μg/m^3)
AQO Standard			**200**	**40**	**100**	**50**	**50**	**50**	**25**
AV31_00500	Ping Kong Village	5.0	105.7	15.0	64.9	27.2	25.2	36.1	15.6
AV31_01000	Ping Kong Village	10.0	105.6	14.9	64.9	27.2	25.2	36.1	15.6
AV32_00150	Ming Tak Court	1.5	106.0	16.1	65.0	27.3	25.3	36.2	15.7
AV32_00500	Ming Tak Court	5.0	105.8	15.9	65.0	27.3	25.3	36.1	15.7
AV32_01000	Ming Tak Court	10.0	105.5	15.5	65.0	27.3	25.2	36.1	15.7
AV33_00150	Ping Kong Village	1.5	105.7	15.6	65.0	27.3	25.3	36.1	15.7
AV33_00500	Ping Kong Village	5.0	105.6	15.1	64.9	27.3	25.2	36.1	15.6
AV33_01000	Ping Kong Village	10.0	105.6	14.7	64.9	27.2	25.2	36.1	15.6
AV41_00150	On Po Tsuen	1.5	105.9	14.7	64.8	27.2	25.2	36.1	15.6
AV41_00500	On Po Tsuen	5.0	105.9	14.7	64.8	27.2	25.2	36.1	15.6
AV41_01000	On Po Tsuen	10.0	105.8	14.7	64.8	27.2	25.2	36.1	15.6
AV51_00150	Tai Lung	1.5	100.2	13.1	65.0	27.1	24.4	36.1	15.3
AV51_00500	Tai Lung	5.0	100.2	13.1	65.0	27.1	24.4	36.1	15.3
AV51_01000	Tai Lung	10.0	100.2	13.1	65.0	27.1	24.4	36.1	15.3
AV61_00150	Lin Tong Mei Tsoi Yuen	1.5	101.1	13.4	65.1	27.2	24.4	36.1	15.3
AV61_00500	Lin Tong Mei Tsoi Yuen	5.0	100.9	13.4	65.1	27.2	24.4	36.1	15.3
AV61_01000	Lin Tong Mei Tsoi Yuen	10.0	100.6	13.3	65.1	27.2	24.4	36.1	15.3
AV71_00150	Lin Tong Mei	1.5	99.8	14.7	65.1	27.2	24.5	36.2	15.3
AV71_00500	Lin Tong Mei	5.0	99.8	14.4	65.1	27.2	24.4	36.2	15.3
AV71_01000	Lin Tong Mei	10.0	99.8	13.8	65.1	27.2	24.4	36.1	15.3
AV72_00150	Lin Tong Mei	1.5	98.7	13.3	65.1	27.2	24.4	36.1	15.3
AV72_00500	Lin Tong Mei	5.0	98.7	13.3	65.1	27.2	24.4	36.1	15.3
AV72_01000	Lin Tong Mei	10.0	98.6	13.3	65.0	27.2	24.4	36.1	15.3
AV81_00150	Chan Uk Po	1.5	98.6	13.2	65.0	27.2	24.4	36.1	15.3
AV81_00500	Chan Uk Po	5.0	98.6	13.2	65.0	27.1	24.4	36.1	15.3
AV81_01000	Chan Uk Po	10.0	98.5	13.2	65.0	27.1	24.4	36.1	15.3
AV91_00150	Tong Kung Leng	1.5	99.1	13.4	65.1	27.2	24.4	36.1	15.3
AV91_00500	Tong Kung Leng	5.0	99.1	13.4	65.1	27.2	24.4	36.1	15.3
AV91_01000	Tong Kung Leng	10.0	99.0	13.4	65.1	27.2	24.4	36.1	15.3
AW11_00150	Catholic Diocese of Hong Kong Mother of Christ Church	1.5	124.6	18.8	87.6	42.9	25.6	35.8	16.1
AW11_00500	Catholic Diocese of Hong Kong Mother of Christ Church	5.0	124.6	18.7	87.3	42.6	25.6	35.8	16.1
AW11_01000	Catholic Diocese of Hong Kong Mother of Christ Church	10.0	119.6	17.9	77.9	38.4	25.6	35.8	16.0
AW11_01500	Catholic Diocese of Hong Kong Mother of Christ Church	15.0	118.2	17.5	76.2	35.5	25.5	35.7	16.0
AW21_00150	Ping Kong Tin Hau Temple	1.5	105.9	14.7	64.9	27.2	25.2	36.1	15.6
AW21_00500	Ping Kong Tin Hau Temple	5.0	105.8	14.7	64.9	27.2	25.2	36.1	15.6
AW31_00150	Ebenezer Christian Church	1.5	99.8	13.6	65.1	27.2	24.4	36.1	15.3
AW31_00500	Ebenezer Christian Church	5.0	99.8	13.6	65.1	27.2	24.4	36.1	15.3
AS11_00150	TWGH Ma Kam Chan Memorial Primary School	1.5	110.6	19.0	65.1	27.4	25.4	36.2	15.8
AS11_00500	TWGH Ma Kam Chan Memorial Primary School	5.0	110.2	18.7	65.1	27.4	25.4	36.2	15.7
AS11_01000	TWGH Ma Kam Chan Memorial Primary School	10.0	106.5	17.9	65.0	27.3	25.3	36.2	15.7
AS11_01500	TWGH Ma Kam Chan Memorial Primary School	15.0	105.9	16.9	65.0	27.3	25.3	36.2	15.7
AS11_02000	TWGH Ma Kam Chan Memorial Primary School	20.0	105.6	16.1	64.9	27.3	25.3	36.1	15.7
AS11_02500	TWGH Ma Kam Chan Memorial Primary School	25.0	105.5	15.4	64.9	27.3	25.3	36.1	15.6
AS21_00150	HHCKLA Buddhist Wisdom Primary School	1.5	109.3	18.7	65.1	27.4	25.4	36.3	15.7
AS21_00500	HHCKLA Buddhist Wisdom Primary School	5.0	109.2	18.4	65.1	27.4	25.4	36.2	15.7
AS21_01000	HHCKLA Buddhist Wisdom Primary School	10.0	107.7	17.5	65.1	27.3	25.3	36.2	15.7
AS21_01500	HHCKLA Buddhist Wisdom Primary School	15.0	106.4	16.6	65.0	27.3	25.3	36.2	15.7
AS21_02000	HHCKLA Buddhist Wisdom Primary School	20.0	105.4	15.8	64.9	27.3	25.3	36.1	15.7
AS21_02500	HHCKLA Buddhist Wisdom Primary School	25.0	105.4	15.2	64.9	27.3	25.2	36.1	15.6
AS31_00150	Tsang Mui Millennium School	1.5	114.3	18.7	65.1	27.4	25.2	36.1	15.7
AS31_00500	Tsang Mui Millennium School	5.0	112.5	18.1	65.1	27.3	25.2	36.1	15.7
AS31_01000	Tsang Mui Millennium School	10.0	109.6	16.9	65.0	27.3	25.2	36.1	15.7
AS31_01500	Tsang Mui Millennium School	15.0	106.4	15.8	64.9	27.3	25.2	36.1	15.7
AS31_02000	Tsang Mui Millennium School	20.0	106.4	15.1	64.9	27.3	25.2	36.1	15.6
AS31_02500	Tsang Mui Millennium School	25.0	106.4	14.7	64.8	27.2	25.2	36.0	15.6
AS41_00150	Elegantia College	1.5	107.7	16.8	65.1	27.3	25.3	36.2	15.7
AS41_00500	Elegantia College	5.0	107.3	16.6	65.1	27.3	25.3	36.2	15.7
AS41_01000	Elegantia College	10.0	106.3	16.1	65.0	27.3	25.2	36.2	15.7
AS41_01500	Elegantia College	15.0	105.7	15.6	65.0	27.3	25.2	36.1	15.6
AS41_02000	Elegantia College	20.0	105.4	15.1	64.9	27.3	25.2	36.1	15.6
AS41_02500	Elegantia College	25.0	105.2	14.7	64.8	27.2	25.2	36.1	15.6
AS42_00150	Elegantia College	1.5	112.4	19.3	65.2	27.4	25.4	36.3	15.8
AS42_00500	Elegantia College	5.0	110.1	18.6	65.2	27.4	25.3	36.3	15.7
AS42_01000	Elegantia College	10.0	106.2	17.1	65.1	27.3	25.3	36.2	15.7
AS42_01500	Elegantia College	15.0	105.8	15.9	65.0	27.3	25.3	36.1	15.7
AS42_02000	Elegantia College	20.0	105.5	15.1	64.9	27.3	25.2	36.1	15.6
AS42_02500	Elegantia College	25.0	105.3	14.7	64.8	27.2	25.2	36.1	15.6
AM11_00TOP	North District Hospital	33.8	106.4	15.1	64.8	27.3	25.3	36.1	15.6
AM12_00TOP	North District Hospital	33.8	106.4	15.1	64.8	27.3	25.3	36.1	15.6
AM13_00TOP	North District Hospital	33.8	106.4	15.0	64.8	27.3	25.3	36.1	15.6
AM14_00TOP	North District Hospital	33.8	106.4	15.0	64.8	27.3	25.2	36.1	15.6
AM15_00TOP	North District Hospital	33.8	106.4	14.9	64.8	27.3	25.2	36.0	15.6
AM16_00TOP	North District Hospital	33.8	117.8	17.1	66.4	33.5	25.4	35.7	15.9
AM17_00TOP	North District Hospital	33.8	117.8	17.1	66.8	33.9	25.4	35.7	15.9
AM21_00150	Little Sisters of the Poor Saint Joseph's Home for the Aged	1.5	112.9	20.0	65.1	27.4	25.4	36.2	15.8
AM21_00500	Little Sisters of the Poor Saint Joseph's Home for the Aged	5.0	112.4	19.5	65.1	27.4	25.4	36.2	15.8
AM21_01000	Little Sisters of the Poor Saint Joseph's Home for the Aged	10.0	112.3	18.3	65.0	27.4	25.3	36.1	15.7

Predicted Pollutant Concentrations at Assessment Locations

ASR	Description	Height (mAG)	Operation Phase						
			Base Case (Model ID: B)						
			NO2		RSP		FSP		
			19th Highest Hourly Averaged Conc. ($\mu g/m^3$)	Annual Averaged Conc. ($\mu g/m^3$)	10th Highest Daily Averaged Conc. ($\mu g/m^3$)	Annual Averaged Conc. ($\mu g/m^3$)	36th Highest Daily Averaged Conc. ($\mu g/m^3$)	19th Highest Daily Averaged Conc. ($\mu g/m^3$)	Annual Averaged Conc. ($\mu g/m^3$)
AQO Standard			**200**	**40**	**100**	**50**	**50**	**50**	**25**
AM21_01500	Little Sisters of the Poor Saint Joseph's Home for the Aged	15.0	107.6	17.1	65.0	27.3	25.3	36.1	15.7
AM21_02000	Little Sisters of the Poor Saint Joseph's Home for the Aged	20.0	106.5	16.1	64.9	27.3	25.3	36.1	15.7
AM31_00150	Buddhist Li Chong Yuen Ming Nursing Home for The Elderly	1.5	130.4	23.5	78.0	39.6	25.8	35.9	16.2
AM31_00500	Buddhist Li Chong Yuen Ming Nursing Home for The Elderly	5.0	129.5	21.4	77.9	39.3	25.7	35.8	16.1
AM31_01000	Buddhist Li Chong Yuen Ming Nursing Home for The Elderly	10.0	124.6	18.7	74.7	37.0	25.6	35.8	16.0
AM31_01500	Buddhist Li Chong Yuen Ming Nursing Home for The Elderly	15.0	118.4	17.6	73.0	35.0	25.5	35.7	16.0
AM31_02000	Buddhist Li Chong Yuen Ming Nursing Home for The Elderly	20.0	118.0	17.4	70.7	33.7	25.5	35.7	15.9
AM31_02500	Buddhist Li Chong Yuen Ming Nursing Home for The Elderly	25.0	117.8	17.3	65.8	32.6	25.5	35.6	15.9
AG11_00150	The Hong Kong Golf Club	1.5	106.4	18.6	65.1	27.4	25.4	36.3	15.8
AG11_00500	The Hong Kong Golf Club	5.0	106.4	18.4	65.1	27.4	25.4	36.3	15.8
AG11_01000	The Hong Kong Golf Club	10.0	106.4	17.9	65.0	27.4	25.4	36.3	15.7
AG12_00150	The Hong Kong Golf Club	1.5	107.7	19.1	65.1	27.4	25.4	36.3	15.8
AF11_00150	Tai Lung Experiment Farm	1.5	101.2	13.4	65.1	27.2	24.4	36.1	15.3
AF11_00500	Tai Lung Experiment Farm	5.0	101.1	13.4	65.1	27.2	24.4	36.1	15.3
AF11_01000	Tai Lung Experiment Farm	10.0	100.9	13.4	65.1	27.2	24.4	36.1	15.3
AF12_00150	Tai Lung Experiment Farm	1.5	100.2	13.1	65.0	27.1	24.4	36.1	15.3
AF12_00500	Tai Lung Experiment Farm	5.0	100.2	13.1	65.0	27.1	24.4	36.1	15.3
AF12_01000	Tai Lung Experiment Farm	10.0	100.2	13.1	65.0	27.1	24.4	36.1	15.3
AF21_00150	Tai Lung Veterinary Laboratory	1.5	101.2	13.3	65.1	27.2	24.4	36.1	15.3
AF21_00500	Tai Lung Veterinary Laboratory	5.0	101.1	13.3	65.1	27.2	24.4	36.1	15.3
AF21_01000	Tai Lung Veterinary Laboratory	10.0	101.1	13.3	65.1	27.2	24.4	36.1	15.3
AF31_00150	Hong Kong Canine Working and Agility Club Limited	1.5	100.9	13.5	65.1	27.2	24.4	36.1	15.3
AF31_00500	Hong Kong Canine Working and Agility Club Limited	5.0	100.9	13.5	65.1	27.2	24.4	36.1	15.3
PH11_00150	Proposed Public Housing at Ching Hiu Road	1.5	116.7	28.0	64.9	27.6	25.7	36.4	16.0
PH11_00500	Proposed Public Housing at Ching Hiu Road	5.0	113.8	23.4	64.9	27.5	25.5	36.3	15.9
PH11_01000	Proposed Public Housing at Ching Hiu Road	10.0	111.7	19.0	64.8	27.4	25.3	36.2	15.7
PH11_01500	Proposed Public Housing at Ching Hiu Road	15.0	107.8	17.0	64.8	27.3	25.3	36.1	15.7
PH11_02000	Proposed Public Housing at Ching Hiu Road	20.0	106.6	15.8	64.8	27.3	25.2	36.1	15.7
PH11_02500	Proposed Public Housing at Ching Hiu Road	25.0	106.5	15.1	64.8	27.2	25.2	36.0	15.6
PH11_03000	Proposed Public Housing at Ching Hiu Road	30.0	106.4	14.7	64.8	27.2	25.2	36.0	15.6
PH11_04000	Proposed Public Housing at Ching Hiu Road	40.0	106.4	14.3	64.7	27.2	25.2	36.0	15.6
PH11_05000	Proposed Public Housing at Ching Hiu Road	50.0	106.4	14.1	64.7	27.2	25.2	36.0	15.6
PH11_07500	Proposed Public Housing at Ching Hiu Road	75.0	106.4	14.2	64.7	27.2	25.2	36.0	15.6
PH11_10000	Proposed Public Housing at Ching Hiu Road	100.0	104.8	13.7	64.7	27.2	25.2	36.0	15.6
PH21_00150	Proposed Public Housing at Tai Tau Leng	1.5	117.8	17.2	66.5	28.6	26.2	36.6	16.5
PH21_00500	Proposed Public Housing at Tai Tau Leng	5.0	117.8	17.2	66.5	28.5	26.2	36.5	16.4
PH21_01000	Proposed Public Housing at Tai Tau Leng	10.0	117.8	17.1	66.2	28.4	26.1	36.3	16.3
PH21_01500	Proposed Public Housing at Tai Tau Leng	15.0	117.8	17.1	66.0	28.2	25.9	36.2	16.2
PH21_02000	Proposed Public Housing at Tai Tau Leng	20.0	117.8	17.1	65.8	28.1	25.8	36.0	16.1
PH21_02500	Proposed Public Housing at Tai Tau Leng	25.0	117.8	17.0	65.7	28.0	25.7	35.9	16.0
PH21_03000	Proposed Public Housing at Tai Tau Leng	30.0	117.8	17.0	65.6	28.0	25.6	35.8	16.0
PH21_04000	Proposed Public Housing at Tai Tau Leng	40.0	117.8	17.0	65.5	27.9	25.5	35.7	15.9
PH21_05000	Proposed Public Housing at Tai Tau Leng	50.0	117.8	17.0	65.5	27.9	25.4	35.6	15.9
PH21_07500	Proposed Public Housing at Tai Tau Leng	75.0	117.8	17.2	65.5	27.9	25.4	35.6	15.8
PH21_10000	Proposed Public Housing at Tai Tau Leng	100.0	117.8	16.9	65.5	27.8	25.4	35.6	15.8
PL11_00150	Proposed Residential (Land Lot 4076 in D.D. 91)	1.5	117.8	17.5	66.5	28.2	25.8	36.1	16.2
PL11_00500	Proposed Residential (Land Lot 4076 in D.D. 91)	5.0	117.8	17.5	66.4	28.2	25.8	36.1	16.2
PL11_01000	Proposed Residential (Land Lot 4076 in D.D. 91)	10.0	117.8	17.5	66.2	28.1	25.7	36.0	16.1
PM11_00TOP	North District hospital Expansion	33.8	117.8	17.1	65.6	27.9	25.4	35.7	15.9
PM12_00TOP	North District hospital Expansion	33.8	117.8	17.4	65.7	27.9	25.5	35.7	15.9
PM13_00TOP	North District hospital Expansion	33.8	117.8	17.2	65.7	27.9	25.5	35.7	15.9

Appendix 3.15

Predicted Pollutant Concentrations at Assessment Points - Differences of Cumulative Impact Between Operation Phase and Base Case

Predicted Pollutant Concentrations at Assessment Locations
Change in Difference

ASR	Description	Height (mAG)	Operation Phase Compare With Project (Model ID: A) - Without Project (Model ID: B) NO2 19th Highest Hourly Averaged Conc. (ug/m^3)	NO2 Annual Averaged Conc. (ug/m^3)	RSP 10th Highest Daily Averaged Conc. (ug/m^3)	RSP Annual Averaged Conc. (ug/m^3)	FSP 36th Highest Daily Averaged Conc. (ug/m^3)	FSP 19th Highest Daily Averaged Conc. (ug/m^3)	FSP 10th Highest Daily Averaged Conc. (ug/m^3)	FSP Annual Averaged Conc. (ug/m^3)
AH11_00150	Ching Ho Estate - Ching Chiu House	1.5	0.6	0.4	<0.1	<0.1	<0.1	<0.1	<0.1	<0.1
AH11_00500	Ching Ho Estate - Ching Chiu House	5.0	<0.1	0.4	<0.1	<0.1	<0.1	<0.1	<0.1	<0.1
AH11_01000	Ching Ho Estate - Ching Chiu House	10.0	2.5	0.3	<0.1	<0.1	<0.1	<0.1	<0.1	<0.1
AH11_01500	Ching Ho Estate - Ching Chiu House	15.0	5.8	0.2	<0.1	<0.1	<0.1	<0.1	<0.1	<0.1
AH11_02000	Ching Ho Estate - Ching Chiu House	20.0	1.2	0.2	<0.1	<0.1	<0.1	<0.1	<0.1	<0.1
AH11_02500	Ching Ho Estate - Ching Chiu House	25.0	<0.1	0.1	<0.1	<0.1	<0.1	<0.1	<0.1	<0.1
AH11_03000	Ching Ho Estate - Ching Chiu House	30.0	<0.1	0.1	<0.1	<0.1	<0.1	<0.1	<0.1	<0.1
AH11_04000	Ching Ho Estate - Ching Chiu House	40.0	<0.1	<0.1	<0.1	<0.1	<0.1	<0.1	<0.1	<0.1
AH11_05000	Ching Ho Estate - Ching Chiu House	50.0	1.2	<0.1	<0.1	<0.1	<0.1	<0.1	<0.1	<0.1
AH11_07500	Ching Ho Estate - Ching Chiu House	75.0	0.4	<0.1	<0.1	<0.1	<0.1	<0.1	<0.1	<0.1
AH11_10000	Ching Ho Estate - Ching Chiu House	100.0	<0.1	<0.1	<0.1	<0.1	<0.1	<0.1	<0.1	<0.1
AH12_00150	Ching Ho Estate - Ching Ping House	1.5	<0.1	0.4	<0.1	<0.1	<0.1	<0.1	<0.1	<0.1
AH12_00500	Ching Ho Estate - Ching Ping House	5.0	<0.1	0.4	<0.1	<0.1	<0.1	<0.1	<0.1	<0.1
AH12_01000	Ching Ho Estate - Ching Ping House	10.0	1.6	0.3	<0.1	<0.1	<0.1	<0.1	<0.1	<0.1
AH12_01500	Ching Ho Estate - Ching Ping House	15.0	4.6	0.2	<0.1	<0.1	<0.1	<0.1	<0.1	<0.1
AH12_02000	Ching Ho Estate - Ching Ping House	20.0	3.3	0.2	<0.1	<0.1	<0.1	<0.1	<0.1	<0.1
AH12_02500	Ching Ho Estate - Ching Ping House	25.0	0.1	0.2	<0.1	<0.1	<0.1	<0.1	<0.1	<0.1
AH12_03000	Ching Ho Estate - Ching Ping House	30.0	<0.1	0.1	<0.1	<0.1	<0.1	<0.1	<0.1	<0.1
AH12_04000	Ching Ho Estate - Ching Ping House	40.0	<0.1	<0.1	<0.1	<0.1	<0.1	<0.1	<0.1	<0.1
AH12_05000	Ching Ho Estate - Ching Ping House	50.0	<0.1	<0.1	<0.1	<0.1	<0.1	<0.1	<0.1	<0.1
AH12_07500	Ching Ho Estate - Ching Ping House	75.0	1.4	<0.1	<0.1	<0.1	<0.1	<0.1	<0.1	<0.1
AH12_10000	Ching Ho Estate - Ching Ping House	100.0	<-0.1	<0.1	<0.1	<0.1	<0.1	<0.1	<0.1	<0.1
AH13_00150	Ching Ho Estate - Ching Yu House	1.5	0.1	0.2	<0.1	<0.1	<0.1	<0.1	<0.1	<0.1
AH13_00500	Ching Ho Estate - Ching Yu House	5.0	0.2	0.2	<0.1	<0.1	<0.1	<0.1	<0.1	<0.1
AH13_01000	Ching Ho Estate - Ching Yu House	10.0	<0.1	0.2	<0.1	<0.1	<0.1	<0.1	<0.1	<0.1
AH13_01500	Ching Ho Estate - Ching Yu House	15.0	1.5	0.2	<0.1	<0.1	<0.1	<0.1	<0.1	<0.1
AH13_02000	Ching Ho Estate - Ching Yu House	20.0	2.4	0.1	<0.1	<0.1	<0.1	<0.1	<0.1	<0.1
AH13_02500	Ching Ho Estate - Ching Yu House	25.0	<0.1	0.1	<0.1	<0.1	<0.1	<0.1	<0.1	<0.1
AH13_03000	Ching Ho Estate - Ching Yu House	30.0	<0.1	<0.1	<0.1	<0.1	<0.1	<0.1	<0.1	<0.1
AH13_04000	Ching Ho Estate - Ching Yu House	40.0	<0.1	<0.1	<0.1	<0.1	<0.1	<0.1	<0.1	<0.1
AH13_05000	Ching Ho Estate - Ching Yu House	50.0	0.5	<0.1	<0.1	<0.1	<0.1	<0.1	<0.1	<0.1
AH13_07500	Ching Ho Estate - Ching Yu House	75.0	1.0	<0.1	<0.1	<0.1	<0.1	<0.1	<0.1	<0.1
AH13_10000	Ching Ho Estate - Ching Yu House	100.0	0.6	<0.1	<0.1	<0.1	<0.1	<0.1	<0.1	<0.1
AH21_00150	Cheung Lung Wai Estate - Ching Cheung House	1.5	13.6	5.2	0.2	0.2	<0.1	<0.1	0.1	0.2
AH21_00500	Cheung Lung Wai Estate - Ching Cheung House	5.0	6.2	3.2	0.2	0.1	<0.1	<0.1	<0.1	0.1
AH21_01000	Cheung Lung Wai Estate - Ching Cheung House	10.0	3.5	1.3	0.1	<0.1	<0.1	<0.1	<0.1	<0.1
AH21_01500	Cheung Lung Wai Estate - Ching Cheung House	15.0	1.4	0.7	<0.1	<0.1	<0.1	<0.1	<0.1	<0.1
AH21_02000	Cheung Lung Wai Estate - Ching Cheung House	20.0	0.3	0.4	<0.1	<0.1	<0.1	<0.1	<0.1	<0.1
AH21_02500	Cheung Lung Wai Estate - Ching Cheung House	25.0	0.5	0.3	<0.1	<0.1	<0.1	<0.1	<0.1	<0.1
AH21_03000	Cheung Lung Wai Estate - Ching Cheung House	30.0	0.7	0.2	<0.1	<0.1	<0.1	<0.1	<0.1	<0.1
AH21_04000	Cheung Lung Wai Estate - Ching Cheung House	40.0	<-0.1	0.1	<0.1	<0.1	<0.1	<0.1	<0.1	<0.1
AH21_05000	Cheung Lung Wai Estate - Ching Cheung House	50.0	<0.1	<0.1	<0.1	<0.1	<0.1	<0.1	<0.1	<0.1
AH21_07500	Cheung Lung Wai Estate - Ching Cheung House	75.0	<0.1	<0.1	<0.1	<0.1	<0.1	<0.1	<0.1	<0.1
AH21_10000	Cheung Lung Wai Estate - Ching Cheung House	100.0	<0.1	<0.1	<0.1	<0.1	<0.1	<0.1	<0.1	<0.1
AH22_00150	Cheung Lung Wai Estate - King Cheung House	1.5	8.3	3.0	0.2	<0.1	<0.1	<0.1	<0.1	<0.1
AH22_00500	Cheung Lung Wai Estate - King Cheung House	5.0	8.7	2.7	0.2	<0.1	<0.1	<0.1	<0.1	<0.1
AH22_01000	Cheung Lung Wai Estate - King Cheung House	10.0	5.1	1.6	0.1	<0.1	<0.1	<0.1	<0.1	<0.1
AH22_01500	Cheung Lung Wai Estate - King Cheung House	15.0	1.1	0.9	<0.1	<0.1	<0.1	<0.1	<0.1	<0.1
AH22_02000	Cheung Lung Wai Estate - King Cheung House	20.0	0.2	0.5	<0.1	<0.1	<0.1	<0.1	<0.1	<0.1
AH22_02500	Cheung Lung Wai Estate - King Cheung House	25.0	0.3	0.3	<0.1	<0.1	<0.1	<0.1	<0.1	<0.1
AH22_03000	Cheung Lung Wai Estate - King Cheung House	30.0	0.5	0.2	<0.1	<0.1	<0.1	<0.1	<0.1	<0.1
AH22_04000	Cheung Lung Wai Estate - King Cheung House	40.0	0.8	0.1	<0.1	<0.1	<0.1	<0.1	<0.1	<0.1
AH22_05000	Cheung Lung Wai Estate - King Cheung House	50.0	<0.1	<0.1	<0.1	<0.1	<0.1	<0.1	<0.1	<0.1
AH22_07500	Cheung Lung Wai Estate - King Cheung House	75.0	<0.1	<0.1	<0.1	<0.1	<0.1	<0.1	<0.1	<0.1
AH22_10000	Cheung Lung Wai Estate - King Cheung House	100.0	<0.1	<0.1	<0.1	<0.1	<0.1	<0.1	<0.1	<0.1
AH31_00150	Tai Ping Estate - Tin Ping Kindergarden	1.5	12.1	14.1	0.1	0.1	0.1	<0.1	<0.1	<0.1
AH32_00150	Tai Ping Estate - Ping Hay House	1.5	10.8	10.1	<0.1	<0.1	<0.1	<0.1	<0.1	<0.1
AH32_00500	Tai Ping Estate - Ping Hay House	5.0	13.5	9.0	<0.1	<0.1	<0.1	<0.1	<0.1	<0.1
AH32_01000	Tai Ping Estate - Ping Hay House	10.0	11.0	6.5	<0.1	<0.1	<0.1	<0.1	<0.1	<0.1
AH32_01500	Tai Ping Estate - Ping Hay House	15.0	8.7	4.4	<0.1	<0.1	<0.1	<0.1	<0.1	<0.1
AH32_02000	Tai Ping Estate - Ping Hay House	20.0	9.2	3.0	<0.1	<0.1	<0.1	<0.1	<0.1	<0.1
AH32_02500	Tai Ping Estate - Ping Hay House	25.0	7.5	2.0	<0.1	<0.1	<0.1	<0.1	<0.1	<0.1
AH32_03000	Tai Ping Estate - Ping Hay House	30.0	7.0	1.4	<0.1	<0.1	<0.1	<0.1	<0.1	<0.1
AH32_04000	Tai Ping Estate - Ping Hay House	40.0	6.2	0.8	<0.1	<0.1	<0.1	<0.1	<0.1	<0.1
AH32_05000	Tai Ping Estate - Ping Hay House	50.0	2.3	0.4	<0.1	<0.1	<0.1	<0.1	<0.1	<0.1
AH32_07500	Tai Ping Estate - Ping Hay House	75.0	<0.1	0.2	<0.1	<0.1	<0.1	<0.1	<0.1	<0.1
AH41_00150	Choi Yuen Estate - Choi Lai House	1.5	22.0	14.7	<0.1	<0.1	<0.1	<0.1	<0.1	<0.1
AH41_00500	Choi Yuen Estate - Choi Lai House	5.0	17.8	12.4	<0.1	<0.1	<0.1	<0.1	<0.1	<0.1
AH41_01000	Choi Yuen Estate - Choi Lai House	10.0	12.8	8.2	<0.1	<0.1	<0.1	<0.1	<0.1	<0.1
AH41_01500	Choi Yuen Estate - Choi Lai House	15.0	9.3	5.2	<0.1	<0.1	<0.1	<0.1	<0.1	<0.1
AH41_02000	Choi Yuen Estate - Choi Lai House	20.0	9.5	3.5	<0.1	<0.1	<0.1	<0.1	<0.1	<0.1
AH41_02500	Choi Yuen Estate - Choi Lai House	25.0	7.5	2.4	<0.1	<0.1	<0.1	<0.1	<0.1	<0.1
AH41_03000	Choi Yuen Estate - Choi Lai House	30.0	6.6	1.7	<0.1	<0.1	<0.1	<0.1	<0.1	<0.1
AH41_04000	Choi Yuen Estate - Choi Lai House	40.0	3.2	0.9	<0.1	<0.1	<0.1	<0.1	<0.1	<0.1
AH41_05000	Choi Yuen Estate - Choi Lai House	50.0	<0.1	0.5	<0.1	<0.1	<0.1	<0.1	<0.1	<0.1
AH42_00150	Choi Yuen Estate - Choi Wu House	1.5	22.4	12.8	<0.1	<0.1	<0.1	<0.1	<0.1	<0.1

Predicted Pollutant Concentrations at Assessment Locations
Change in Difference

ASR	Description	Height (mAG)	Operation Phase Compare							
			With Project (Model ID: A) - Without Project (Model ID: B)							
			NO2		RSP		FSP			
			19th Highest Hourly Averaged Conc. (ug/m^3)	Annual Averaged Conc. (ug/m^3)	10th Highest Daily Averaged Conc. (ug/m^3)	Annual Averaged Conc. (ug/m^3)	36th Highest Daily Averaged Conc. (ug/m^3)	19th Highest Daily Averaged Conc. (ug/m^3)	10th Highest Daily Averaged Conc. (ug/m^3)	Annual Averaged Conc. (ug/m^3)
AH42_00500	Choi Yuen Estate - Choi Wu House	5.0	20.4	11.8	<0.1	<0.1	<0.1	<0.1	<0.1	<0.1
AH42_01000	Choi Yuen Estate - Choi Wu House	10.0	16.8	9.2	<0.1	<0.1	<0.1	<0.1	<0.1	<0.1
AH42_01500	Choi Yuen Estate - Choi Wu House	15.0	12.2	6.5	<0.1	<0.1	<0.1	<0.1	<0.1	<0.1
AH42_02000	Choi Yuen Estate - Choi Wu House	20.0	10.2	4.3	<0.1	<0.1	<0.1	<0.1	<0.1	<0.1
AH42_02500	Choi Yuen Estate - Choi Wu House	25.0	8.7	2.9	<0.1	<0.1	<0.1	<0.1	<0.1	<0.1
AH42_03000	Choi Yuen Estate - Choi Wu House	30.0	6.6	2.0	<0.1	<0.1	<0.1	<0.1	<0.1	<0.1
AH42_04000	Choi Yuen Estate - Choi Wu House	40.0	4.3	1.0	<0.1	<0.1	<0.1	<0.1	<0.1	<0.1
AH42_05000	Choi Yuen Estate - Choi Wu House	50.0	<0.1	0.5	<0.1	<0.1	<0.1	<0.1	<0.1	<0.1
AH42_07500	Choi Yuen Estate - Choi Wu House	75.0	<-0.1	0.2	<0.1	<0.1	<0.1	<0.1	<0.1	<0.1
AH51_00150	Royal Green - Tower 3	1.5	1.1	0.4	<0.1	<0.1	<0.1	<0.1	<0.1	<0.1
AH51_00500	Royal Green - Tower 3	5.0	0.9	0.4	<0.1	<0.1	<0.1	<0.1	<0.1	<0.1
AH51_01000	Royal Green - Tower 3	10.0	0.9	0.4	<0.1	<0.1	<0.1	<0.1	<0.1	<0.1
AH51_01500	Royal Green - Tower 3	15.0	0.3	0.3	<0.1	<0.1	<0.1	<0.1	<0.1	<0.1
AH51_02000	Royal Green - Tower 3	20.0	0.1	0.2	<0.1	<0.1	<0.1	<0.1	<0.1	<0.1
AH51_02500	Royal Green - Tower 3	25.0	<0.1	0.2	<0.1	<0.1	<0.1	<0.1	<0.1	<0.1
AH51_03000	Royal Green - Tower 3	30.0	<0.1	0.1	<0.1	<0.1	<0.1	<0.1	<0.1	<0.1
AH51_04000	Royal Green - Tower 3	40.0	<0.1	<0.1	<0.1	<0.1	<0.1	<0.1	<0.1	<0.1
AH51_05000	Royal Green - Tower 3	50.0	<0.1	<0.1	<0.1	<0.1	<0.1	<0.1	<0.1	<0.1
AH51_07500	Royal Green - Tower 3	75.0	0.8	<0.1	<0.1	<0.1	<0.1	<0.1	<0.1	<0.1
AH51_10000	Royal Green - Tower 3	100.0	0.5	<0.1	<0.1	<0.1	<0.1	<0.1	<0.1	<0.1
AH61_00150	Glorious Peak	1.5	<-0.1	0.2	<0.1	<0.1	<0.1	<0.1	<0.1	<0.1
AH61_00500	Glorious Peak	5.0	<0.1	0.2	<0.1	<0.1	<0.1	<0.1	<0.1	<0.1
AH61_01000	Glorious Peak	10.0	0.3	0.2	<0.1	<0.1	<0.1	<0.1	<0.1	<0.1
AH61_01500	Glorious Peak	15.0	1.1	0.2	<0.1	<0.1	<0.1	<0.1	<0.1	<0.1
AH61_02000	Glorious Peak	20.0	2.0	0.2	<0.1	<0.1	<0.1	<0.1	<0.1	<0.1
AH61_02500	Glorious Peak	25.0	1.0	0.1	<0.1	<0.1	<0.1	<0.1	<0.1	<0.1
AH61_03000	Glorious Peak	30.0	<0.1	0.1	<0.1	<0.1	<0.1	<0.1	<0.1	<0.1
AH61_04000	Glorious Peak	40.0	<0.1	<0.1	<0.1	<0.1	<0.1	<0.1	<0.1	<0.1
AH61_05000	Glorious Peak	50.0	0.4	<0.1	<0.1	<0.1	<0.1	<0.1	<0.1	<0.1
AH61_07500	Glorious Peak	75.0	0.6	<0.1	<0.1	<0.1	<0.1	<0.1	<0.1	<0.1
AH61_10000	Glorious Peak	100.0	0.4	<0.1	<0.1	<0.1	<0.1	<0.1	<0.1	<0.1
AH71_00150	8 Royal Green	1.5	0.4	0.3	<0.1	<0.1	<0.1	<0.1	<0.1	<0.1
AH71_00500	8 Royal Green	5.0	0.6	0.3	<0.1	<0.1	<0.1	<0.1	<0.1	<0.1
AH71_01000	8 Royal Green	10.0	<0.1	0.2	<0.1	<0.1	<0.1	<0.1	<0.1	<0.1
AH71_01500	8 Royal Green	15.0	<0.1	0.2	<0.1	<0.1	<0.1	<0.1	<0.1	<0.1
AH71_02000	8 Royal Green	20.0	<0.1	0.2	<0.1	<0.1	<0.1	<0.1	<0.1	<0.1
AH71_02500	8 Royal Green	25.0	<0.1	0.1	<0.1	<0.1	<0.1	<0.1	<0.1	<0.1
AH71_03000	8 Royal Green	30.0	0.3	0.1	<0.1	<0.1	<0.1	<0.1	<0.1	<0.1
AH71_04000	8 Royal Green	40.0	0.7	<0.1	<0.1	<0.1	<0.1	<0.1	<0.1	<0.1
AH71_05000	8 Royal Green	50.0	<0.1	<0.1	<0.1	<0.1	<0.1	<0.1	<0.1	<0.1
AH71_07500	8 Royal Green	75.0	0.5	<0.1	<0.1	<0.1	<0.1	<0.1	<0.1	<0.1
AH71_10000	8 Royal Green	100.0	0.3	<0.1	<0.1	<0.1	<0.1	<0.1	<0.1	<0.1
AH81_00150	Venice Garden - Block 2	1.5	16.2	10.8	<0.1	<0.1	<0.1	<0.1	<0.1	<0.1
AH81_00500	Venice Garden - Block 2	5.0	11.7	7.9	<0.1	<0.1	<0.1	<0.1	<0.1	<0.1
AH81_01000	Venice Garden - Block 2	10.0	8.2	4.1	<0.1	<0.1	<0.1	<0.1	<0.1	<0.1
AH81_01500	Venice Garden - Block 2	15.0	5.1	2.5	<0.1	<0.1	<0.1	<0.1	<0.1	<0.1
AH81_02000	Venice Garden - Block 2	20.0	2.4	1.8	<0.1	<0.1	<0.1	<0.1	<0.1	<0.1
AH81_02500	Venice Garden - Block 2	25.0	2.1	1.3	<0.1	<0.1	<-0.1	<0.1	<0.1	<0.1
AH81_03000	Venice Garden - Block 2	30.0	1.7	1.0	<0.1	<0.1	<0.1	<0.1	<0.1	<0.1
AH81_04000	Venice Garden - Block 2	40.0	1.0	0.7	<0.1	<0.1	<0.1	<0.1	<0.1	<0.1
AH81_05000	Venice Garden - Block 2	50.0	0.5	0.5	<0.1	<0.1	<0.1	<0.1	<0.1	<0.1
AH81_07500	Venice Garden - Block 2	75.0	-1.5	0.2	<0.1	<0.1	<0.1	<0.1	<0.1	<0.1
AH91_00150	Eden Manor - Tower 2	1.5	11.6	7.4	<-0.1	<0.1	<0.1	<0.1	<0.1	<0.1
AH91_00500	Eden Manor - Tower 2	5.0	11.6	7.2	<0.1	<0.1	<0.1	<0.1	<0.1	<0.1
AH91_01000	Eden Manor - Tower 2	10.0	8.8	6.6	<-0.1	<0.1	<0.1	<0.1	<0.1	<0.1
AH91_01500	Eden Manor - Tower 2	15.0	8.7	5.8	<-0.1	<0.1	<0.1	<0.1	<0.1	<0.1
AH91_02000	Eden Manor - Tower 2	20.0	7.2	4.9	<0.1	<0.1	<0.1	<0.1	<0.1	<0.1
AH91_02500	Eden Manor - Tower 2	25.0	5.6	4.1	<0.1	<0.1	<0.1	<0.1	<0.1	<0.1
AH91_03000	Eden Manor - Tower 2	30.0	4.0	3.4	<0.1	<0.1	<0.1	<0.1	<0.1	<0.1
AH91_04000	Eden Manor - Tower 2	40.0	3.4	2.3	<0.1	<0.1	<0.1	<0.1	<0.1	<0.1
AH91_05000	Eden Manor - Tower 2	50.0	2.9	1.5	<0.1	<0.1	<0.1	<0.1	<0.1	<0.1
AH91_07500	Eden Manor - Tower 2	75.0	1.2	0.5	<0.1	<0.1	<0.1	<0.1	<0.1	<0.1
AL11_00150	King's Gate - B1	1.5	7.6	6.4	<0.1	<0.1	<0.1	<0.1	<0.1	<0.1
AL11_00500	King's Gate - B1	5.0	7.5	6.2	<0.1	<0.1	<0.1	<0.1	<0.1	<0.1
AL11_01000	King's Gate - B1	10.0	7.3	5.9	<0.1	<0.1	<0.1	<0.1	<0.1	<0.1
AL21_00150	The Green	1.5	0.1	<0.1	<0.1	<0.1	<0.1	<0.1	<0.1	<0.1
AL21_00500	The Green	5.0	0.1	<0.1	<0.1	<0.1	<0.1	<0.1	<0.1	<0.1
AL21_01000	The Green	10.0	0.7	<0.1	<0.1	<0.1	<0.1	<0.1	<0.1	<0.1
AL31_00150	Residential R(C)2 (Land Lot 1909 in D.D. 100)	1.5	0.3	0.1	<0.1	<0.1	<0.1	<0.1	<0.1	<0.1
AL31_00500	Residential R(C)2 (Land Lot 1909 in D.D. 100)	5.0	0.4	<0.1	<0.1	<0.1	<0.1	<0.1	<0.1	<0.1
AL31_01000	Residential R(C)2 (Land Lot 1909 in D.D. 100)	10.0	<0.1	<0.1	<0.1	<0.1	<0.1	<0.1	<0.1	<0.1
AV11_00150	Ng Uk Tsuen	1.5	1.4	1.0	0.1	<0.1	<0.1	<0.1	<0.1	<0.1
AV11_00500	Ng Uk Tsuen	5.0	0.2	0.9	<0.1	<0.1	<0.1	<0.1	<0.1	<0.1
AV11_01000	Ng Uk Tsuen	10.0	<0.1	0.7	<0.1	<0.1	<0.1	<0.1	<0.1	<0.1
AV21_00150	Chong Tsin Leng	1.5	<0.1	0.2	<0.1	<0.1	<0.1	<0.1	<0.1	<0.1
AV21_00500	Chong Tsin Leng	5.0	0.9	0.1	<0.1	<0.1	<0.1	<0.1	<0.1	<0.1

Predicted Pollutant Concentrations at Assessment Locations
Change in Difference

ASR	Description	Height (mAG)	Operation Phase Compare							
			With Project (Model ID: A) - Without Project (Model ID: B)							
			NO2		RSP		FSP			
			19th Highest Hourly Averaged Conc. (ug/m^3)	Annual Averaged Conc. (ug/m^3)	10th Highest Daily Averaged Conc. (ug/m^3)	Annual Averaged Conc. (ug/m^3)	36th Highest Daily Averaged Conc. (ug/m^3)	19th Highest Daily Averaged Conc. (ug/m^3)	10th Highest Daily Averaged Conc. (ug/m^3)	Annual Averaged Conc. (ug/m^3)
AV21_01000	Chong Tsin Leng	10.0	1.0	0.1	<0.1	<0.1	<0.1	<0.1	<0.1	<0.1
AV31_00150	Ping Kong Village	1.5	0.3	0.3	<0.1	<0.1	<0.1	<0.1	<0.1	<0.1
AV31_00500	Ping Kong Village	5.0	<0.1	0.3	<0.1	<0.1	<0.1	<0.1	<0.1	<0.1
AV31_01000	Ping Kong Village	10.0	<0.1	0.3	<0.1	<0.1	<0.1	<0.1	<0.1	<0.1
AV32_00150	Ming Tak Court	1.5	0.5	0.5	<0.1	<0.1	<0.1	<0.1	<0.1	<0.1
AV32_00500	Ming Tak Court	5.0	0.6	0.4	<0.1	<0.1	<0.1	<0.1	<0.1	<0.1
AV32_01000	Ming Tak Court	10.0	1.0	0.4	<0.1	<0.1	<0.1	<0.1	<0.1	<0.1
AV33_00150	Ping Kong Village	1.5	0.3	0.3	<0.1	<0.1	<0.1	<0.1	<0.1	<0.1
AV33_00500	Ping Kong Village	5.0	0.3	0.3	<0.1	<0.1	<0.1	<0.1	<0.1	<0.1
AV33_01000	Ping Kong Village	10.0	<0.1	0.2	<0.1	<0.1	<0.1	<0.1	<0.1	<0.1
AV41_00150	On Po Tsuen	1.5	0.1	0.2	<0.1	<0.1	<0.1	<0.1	<0.1	<0.1
AV41_00500	On Po Tsuen	5.0	<0.1	0.2	<0.1	<0.1	<0.1	<0.1	<0.1	<0.1
AV41_01000	On Po Tsuen	10.0	<0.1	0.2	<0.1	<0.1	<0.1	<0.1	<0.1	<0.1
AV51_00150	Tai Lung	1.5	0.1	<0.1	<0.1	<0.1	<0.1	<0.1	<0.1	<0.1
AV51_00500	Tai Lung	5.0	<0.1	<0.1	<0.1	<0.1	<0.1	<0.1	<0.1	<0.1
AV51_01000	Tai Lung	10.0	<0.1	<0.1	<0.1	<0.1	<0.1	<0.1	<0.1	<0.1
AV61_00150	Lin Tong Mei Tsoi Yuen	1.5	<0.1	<0.1	<0.1	<0.1	<0.1	<0.1	<0.1	<0.1
AV61_00500	Lin Tong Mei Tsoi Yuen	5.0	<0.1	<0.1	<0.1	<0.1	<0.1	<0.1	<0.1	<0.1
AV61_01000	Lin Tong Mei Tsoi Yuen	10.0	<0.1	<0.1	<0.1	<0.1	<0.1	<0.1	<0.1	<0.1
AV71_00150	Lin Tong Mei	1.5	<0.1	<0.1	<0.1	<0.1	<0.1	<0.1	<0.1	<0.1
AV71_00500	Lin Tong Mei	5.0	<0.1	<0.1	<0.1	<0.1	<0.1	<0.1	<0.1	<0.1
AV71_01000	Lin Tong Mei	10.0	<0.1	<0.1	<0.1	<0.1	<0.1	<0.1	<0.1	<0.1
AV72_00150	Lin Tong Mei	1.5	<0.1	<0.1	<0.1	<0.1	<0.1	<0.1	<0.1	<0.1
AV72_00500	Lin Tong Mei	5.0	<0.1	<0.1	<0.1	<0.1	<0.1	<0.1	<0.1	<0.1
AV72_01000	Lin Tong Mei	10.0	<0.1	<0.1	<0.1	<0.1	<0.1	<0.1	<0.1	<0.1
AV81_00150	Chan Uk Po	1.5	<0.1	<0.1	<0.1	<0.1	<0.1	<0.1	<0.1	<0.1
AV81_00500	Chan Uk Po	5.0	<0.1	<0.1	<0.1	<0.1	<0.1	<0.1	<0.1	<0.1
AV81_01000	Chan Uk Po	10.0	<0.1	<0.1	<0.1	<0.1	<0.1	<0.1	<0.1	<0.1
AV91_00150	Tong Kung Leng	1.5	<-0.1	<0.1	<0.1	<0.1	<0.1	<0.1	<0.1	<0.1
AV91_00500	Tong Kung Leng	5.0	<-0.1	<0.1	<0.1	<0.1	<0.1	<0.1	<0.1	<0.1
AV91_01000	Tong Kung Leng	10.0	<-0.1	<0.1	<0.1	<0.1	<0.1	<0.1	<0.1	<0.1
AW11_00150	Catholic Diocese of Hong Kong Mother of Christ Church	1.5	8.3	6.4	<0.1	<0.1	<0.1	<0.1	<0.1	<0.1
AW11_00500	Catholic Diocese of Hong Kong Mother of Christ Church	5.0	6.9	6.1	<0.1	<0.1	<0.1	<0.1	<0.1	<0.1
AW11_01000	Catholic Diocese of Hong Kong Mother of Christ Church	10.0	9.2	5.4	<0.1	<0.1	<0.1	<0.1	<0.1	<0.1
AW11_01500	Catholic Diocese of Hong Kong Mother of Christ Church	15.0	8.9	4.5	<0.1	<0.1	<0.1	<0.1	<0.1	<0.1
AW21_00150	Ping Kong Tin Hau Temple	1.5	0.2	0.2	<0.1	<0.1	<0.1	<0.1	<0.1	<0.1
AW21_00500	Ping Kong Tin Hau Temple	5.0	0.2	0.2	<0.1	<0.1	<0.1	<0.1	<0.1	<0.1
AW31_00150	Ebenezer Christian Church	1.5	<0.1	<0.1	<0.1	<0.1	<0.1	<0.1	<0.1	<0.1
AW31_00500	Ebenezer Christian Church	5.0	<-0.1	<0.1	<0.1	<0.1	<0.1	<0.1	<0.1	<0.1
AS11_00150	TWGH Ma Kam Chan Memorial Primary School	1.5	6.7	4.5	0.2	0.1	<0.1	<0.1	0.1	0.1
AS11_00500	TWGH Ma Kam Chan Memorial Primary School	5.0	6.8	4.0	0.2	<0.1	<0.1	<0.1	<0.1	0.1
AS11_01000	TWGH Ma Kam Chan Memorial Primary School	10.0	8.3	2.0	<0.1	<0.1	<0.1	<0.1	<0.1	<0.1
AS11_01500	TWGH Ma Kam Chan Memorial Primary School	15.0	3.1	0.9	<0.1	<0.1	<0.1	<0.1	<0.1	<0.1
AS11_02000	TWGH Ma Kam Chan Memorial Primary School	20.0	0.8	0.5	<0.1	<0.1	<0.1	<0.1	<0.1	<0.1
AS11_02500	TWGH Ma Kam Chan Memorial Primary School	25.0	0.9	0.3	<0.1	<0.1	<0.1	<0.1	<0.1	<0.1
AS21_00150	HHCKLA Buddhist Wisdom Primary School	1.5	4.5	3.3	0.1	<0.1	<0.1	<0.1	0.1	<0.1
AS21_00500	HHCKLA Buddhist Wisdom Primary School	5.0	4.5	3.0	0.1	<0.1	<0.1	<0.1	<0.1	<0.1
AS21_01000	HHCKLA Buddhist Wisdom Primary School	10.0	5.5	1.4	<0.1	<0.1	<0.1	<0.1	<0.1	<0.1
AS21_01500	HHCKLA Buddhist Wisdom Primary School	15.0	1.1	0.7	<0.1	<0.1	<0.1	<0.1	<0.1	<0.1
AS21_02000	HHCKLA Buddhist Wisdom Primary School	20.0	1.0	0.4	<0.1	<0.1	<0.1	<0.1	<0.1	<0.1
AS21_02500	HHCKLA Buddhist Wisdom Primary School	25.0	1.1	0.3	<0.1	<0.1	<0.1	<0.1	<0.1	<0.1
AS31_00150	Tsang Mui Millennium School	1.5	0.8	0.6	<0.1	<0.1	<0.1	<0.1	<0.1	<0.1
AS31_00500	Tsang Mui Millennium School	5.0	0.7	0.6	<0.1	<0.1	<0.1	<0.1	<0.1	<0.1
AS31_01000	Tsang Mui Millennium School	10.0	2.8	0.4	<0.1	<0.1	<0.1	<0.1	<0.1	<0.1
AS31_01500	Tsang Mui Millennium School	15.0	4.3	0.3	<0.1	<0.1	<0.1	<0.1	<0.1	<0.1
AS31_02000	Tsang Mui Millennium School	20.0	<0.1	0.2	<0.1	<0.1	<0.1	<0.1	<0.1	<0.1
AS31_02500	Tsang Mui Millennium School	25.0	<0.1	0.2	<0.1	<0.1	<0.1	<0.1	<0.1	<0.1
AS41_00150	Elegantia College	1.5	2.5	0.7	<0.1	<0.1	<0.1	<0.1	<0.1	<0.1
AS41_00500	Elegantia College	5.0	2.8	0.7	<0.1	<0.1	<0.1	<0.1	<0.1	<0.1
AS41_01000	Elegantia College	10.0	0.4	0.4	<0.1	<0.1	<0.1	<0.1	<0.1	<0.1
AS41_01500	Elegantia College	15.0	0.8	0.3	<0.1	<0.1	<0.1	<0.1	<0.1	<0.1
AS41_02000	Elegantia College	20.0	1.0	0.2	<0.1	<0.1	<0.1	<0.1	<0.1	<0.1
AS41_02500	Elegantia College	25.0	1.2	0.2	<0.1	<0.1	<0.1	<0.1	<0.1	<0.1
AS42_00150	Elegantia College	1.5	0.9	0.8	<0.1	<0.1	<0.1	<0.1	<0.1	<0.1
AS42_00500	Elegantia College	5.0	3.0	0.7	<0.1	<0.1	<0.1	<0.1	<0.1	<0.1
AS42_01000	Elegantia College	10.0	4.8	0.5	<0.1	<0.1	<0.1	<0.1	<0.1	<0.1
AS42_01500	Elegantia College	15.0	1.7	0.3	<0.1	<0.1	<0.1	<0.1	<0.1	<0.1
AS42_02000	Elegantia College	20.0	1.0	0.2	<0.1	<0.1	<0.1	<0.1	<0.1	<0.1
AS42_02500	Elegantia College	25.0	1.2	0.2	<0.1	<0.1	<0.1	<0.1	<0.1	<0.1
AM11_00TOP	North District Hospital	33.8	<0.1	0.2	<0.1	<0.1	<0.1	<0.1	<0.1	<0.1
AM12_00TOP	North District Hospital	33.8	<0.1	0.2	<0.1	<0.1	<0.1	<0.1	<0.1	<0.1
AM13_00TOP	North District Hospital	33.8	<0.1	0.2	<0.1	<0.1	<0.1	<0.1	<0.1	<0.1
AM14_00TOP	North District Hospital	33.8	<0.1	0.2	<0.1	<0.1	<0.1	<0.1	<0.1	<0.1
AM15_00TOP	North District Hospital	33.8	<0.1	0.2	<0.1	<0.1	<0.1	<0.1	<0.1	<0.1
AM16_00TOP	North District Hospital	33.8	7.2	1.6	<0.1	<0.1	<0.1	<0.1	<0.1	<0.1
AM17_00TOP	North District Hospital	33.8	7.1	1.7	<0.1	<0.1	<0.1	<0.1	<0.1	<0.1

Predicted Pollutant Concentrations at Assessment Locations
Change in Difference

ASR	Description	Height (mAG)	Operation Phase Compare: With Project (Model ID: A) - Without Project (Model ID: B)							
			NO2		RSP		FSP			
			19th Highest Hourly Averaged Conc. (ug/m^3)	Annual Averaged Conc. (ug/m^3)	10th Highest Daily Averaged Conc. (ug/m^3)	Annual Averaged Conc. (ug/m^3)	36th Highest Daily Averaged Conc. (ug/m^3)	19th Highest Daily Averaged Conc. (ug/m^3)	10th Highest Daily Averaged Conc. (ug/m^3)	Annual Averaged Conc. (ug/m^3)
AM21_00150	Little Sisters of the Poor Saint Joseph's Home for the Aged	1.5	2.0	1.3	0.1	<0.1	<0.1	<0.1	<0.1	<0.1
AM21_00500	Little Sisters of the Poor Saint Joseph's Home for the Aged	5.0	1.9	1.2	0.1	<0.1	<0.1	<0.1	<0.1	<0.1
AM21_01000	Little Sisters of the Poor Saint Joseph's Home for the Aged	10.0	0.4	0.9	<0.1	<0.1	<0.1	<0.1	<0.1	<0.1
AM21_01500	Little Sisters of the Poor Saint Joseph's Home for the Aged	15.0	3.6	0.6	<0.1	<0.1	<0.1	<0.1	<0.1	<0.1
AM21_02000	Little Sisters of the Poor Saint Joseph's Home for the Aged	20.0	2.1	0.4	<0.1	<0.1	<0.1	<0.1	<0.1	<0.1
AM31_00150	Buddhist Li Chong Yuen Ming Nursing Home for The Elderly	1.5	5.7	6.3	<0.1	<0.1	<0.1	<0.1	<0.1	<0.1
AM31_00500	Buddhist Li Chong Yuen Ming Nursing Home for The Elderly	5.0	5.7	6.0	<0.1	<0.1	<0.1	<0.1	<0.1	<0.1
AM31_01000	Buddhist Li Chong Yuen Ming Nursing Home for The Elderly	10.0	5.7	5.3	<0.1	<0.1	<0.1	<0.1	<0.1	<0.1
AM31_01500	Buddhist Li Chong Yuen Ming Nursing Home for The Elderly	15.0	8.3	4.2	<0.1	<0.1	<0.1	<0.1	<0.1	<0.1
AM31_02000	Buddhist Li Chong Yuen Ming Nursing Home for The Elderly	20.0	6.9	3.3	<0.1	<0.1	<0.1	<0.1	<0.1	<0.1
AM31_02500	Buddhist Li Chong Yuen Ming Nursing Home for The Elderly	25.0	6.9	2.5	<0.1	<0.1	<0.1	<0.1	<0.1	<0.1
AG11_00150	The Hong Kong Golf Club	1.5	1.9	1.5	<0.1	<0.1	0.1	<0.1	<0.1	<0.1
AG11_00500	The Hong Kong Golf Club	5.0	0.6	1.5	<0.1	<0.1	0.1	<0.1	<0.1	<0.1
AG11_01000	The Hong Kong Golf Club	10.0	<0.1	1.4	<0.1	<0.1	<0.1	<0.1	<0.1	<0.1
AG12_00150	The Hong Kong Golf Club	1.5	0.9	0.8	<0.1	<0.1	<0.1	<0.1	<0.1	<0.1
AF11_00150	Tai Lung Experiment Farm	1.5	<0.1	<0.1	<0.1	<0.1	<0.1	<0.1	<0.1	<0.1
AF11_00500	Tai Lung Experiment Farm	5.0	<-0.1	<0.1	<0.1	<0.1	<0.1	<0.1	<0.1	<0.1
AF11_01000	Tai Lung Experiment Farm	10.0	<-0.1	<0.1	<0.1	<0.1	<0.1	<0.1	<0.1	<0.1
AF12_00150	Tai Lung Experiment Farm	1.5	0.2	<0.1	<0.1	<0.1	<0.1	<0.1	<0.1	<0.1
AF12_00500	Tai Lung Experiment Farm	5.0	0.2	<0.1	<0.1	<0.1	<0.1	<0.1	<0.1	<0.1
AF12_01000	Tai Lung Experiment Farm	10.0	0.1	<0.1	<0.1	<0.1	<0.1	<0.1	<0.1	<0.1
AF21_00150	Tai Lung Veterinary Laboratory	1.5	<-0.1	<0.1	<0.1	<0.1	<0.1	<0.1	<0.1	<0.1
AF21_00500	Tai Lung Veterinary Laboratory	5.0	<-0.1	<0.1	<0.1	<0.1	<0.1	<0.1	<0.1	<0.1
AF21_01000	Tai Lung Veterinary Laboratory	10.0	<-0.1	<0.1	<0.1	<0.1	<0.1	<0.1	<0.1	<0.1
AF31_00150	Hong Kong Canine Working and Agility Club Limited	1.5	0.4	<0.1	<0.1	<0.1	<0.1	<0.1	<0.1	<0.1
AF31_00500	Hong Kong Canine Working and Agility Club Limited	5.0	0.3	<0.1	<0.1	<0.1	<0.1	<0.1	<0.1	<0.1
PH11_00150	Proposed Public Housing at Ching Hiu Road	1.5	1.2	0.5	<0.1	<0.1	<0.1	<0.1	<0.1	<0.1
PH11_00500	Proposed Public Housing at Ching Hiu Road	5.0	3.3	0.5	<0.1	<0.1	<0.1	<0.1	<0.1	<0.1
PH11_01000	Proposed Public Housing at Ching Hiu Road	10.0	2.0	0.5	<0.1	<0.1	<0.1	<0.1	<0.1	<0.1
PH11_01500	Proposed Public Housing at Ching Hiu Road	15.0	3.7	0.4	<0.1	<0.1	<0.1	<0.1	<0.1	<0.1
PH11_02000	Proposed Public Housing at Ching Hiu Road	20.0	2.2	0.3	<0.1	<0.1	<0.1	<0.1	<0.1	<0.1
PH11_02500	Proposed Public Housing at Ching Hiu Road	25.0	<0.1	0.2	<0.1	<0.1	<0.1	<0.1	<0.1	<0.1
PH11_03000	Proposed Public Housing at Ching Hiu Road	30.0	<0.1	0.2	<0.1	<0.1	<0.1	<0.1	<0.1	<0.1
PH11_04000	Proposed Public Housing at Ching Hiu Road	40.0	<0.1	0.1	<0.1	<0.1	<0.1	<0.1	<0.1	<0.1
PH11_05000	Proposed Public Housing at Ching Hiu Road	50.0	<0.1	<0.1	<0.1	<0.1	<0.1	<0.1	<0.1	<0.1
PH11_07500	Proposed Public Housing at Ching Hiu Road	75.0	0.9	<0.1	<0.1	<0.1	<0.1	<0.1	<0.1	<0.1
PH11_10000	Proposed Public Housing at Ching Hiu Road	100.0	0.6	<0.1	<0.1	<0.1	<0.1	<0.1	<0.1	<0.1
PH21_00150	Proposed Public Housing at Tai Tau Leng	1.5	21.5	17.9	<0.1	<0.1	<0.1	<0.1	<0.1	<0.1
PH21_00500	Proposed Public Housing at Tai Tau Leng	5.0	18.6	16.1	<0.1	<0.1	<0.1	<0.1	<0.1	<0.1
PH21_01000	Proposed Public Housing at Tai Tau Leng	10.0	15.7	12.7	<0.1	<0.1	<0.1	<0.1	<0.1	<0.1
PH21_01500	Proposed Public Housing at Tai Tau Leng	15.0	12.2	9.7	<0.1	<0.1	<0.1	<0.1	<0.1	<0.1
PH21_02000	Proposed Public Housing at Tai Tau Leng	20.0	7.6	7.2	<0.1	<0.1	<0.1	<0.1	<0.1	<0.1
PH21_02500	Proposed Public Housing at Tai Tau Leng	25.0	6.0	5.3	<0.1	<0.1	<0.1	<0.1	<0.1	<0.1
PH21_03000	Proposed Public Housing at Tai Tau Leng	30.0	3.4	3.9	<0.1	<0.1	<0.1	<0.1	<0.1	<0.1
PH21_04000	Proposed Public Housing at Tai Tau Leng	40.0	2.8	2.1	<0.1	<0.1	<0.1	<0.1	<0.1	<0.1
PH21_05000	Proposed Public Housing at Tai Tau Leng	50.0	2.2	1.2	<0.1	<0.1	<0.1	<0.1	<0.1	<0.1
PH21_07500	Proposed Public Housing at Tai Tau Leng	75.0	<0.1	0.4	<0.1	<0.1	<0.1	<0.1	<0.1	<0.1
PH21_10000	Proposed Public Housing at Tai Tau Leng	100.0	0.4	0.1	<0.1	<0.1	<0.1	<0.1	<0.1	<0.1
PL11_00150	Proposed Residential (Land Lot 4076 in D.D. 91)	1.5	16.8	13.2	0.3	0.2	0.2	0.2	0.2	0.2
PL11_00500	Proposed Residential (Land Lot 4076 in D.D. 91)	5.0	15.0	11.2	0.2	0.1	0.2	0.2	0.2	0.1
PL11_01000	Proposed Residential (Land Lot 4076 in D.D. 91)	10.0	8.9	7.8	0.1	<0.1	<0.1	<0.1	<0.1	<0.1
PM11_00TOP	North District hospital Expansion	33.8	7.1	1.9	<0.1	<0.1	<0.1	<0.1	<0.1	<0.1
PM12_00TOP	North District hospital Expansion	33.8	6.6	2.0	<0.1	<0.1	<0.1	<0.1	<0.1	<0.1
PM13_00TOP	North District hospital Expansion	33.8	7.5	2.1	<0.1	<0.1	<0.1	<0.1	<0.1	<0.1