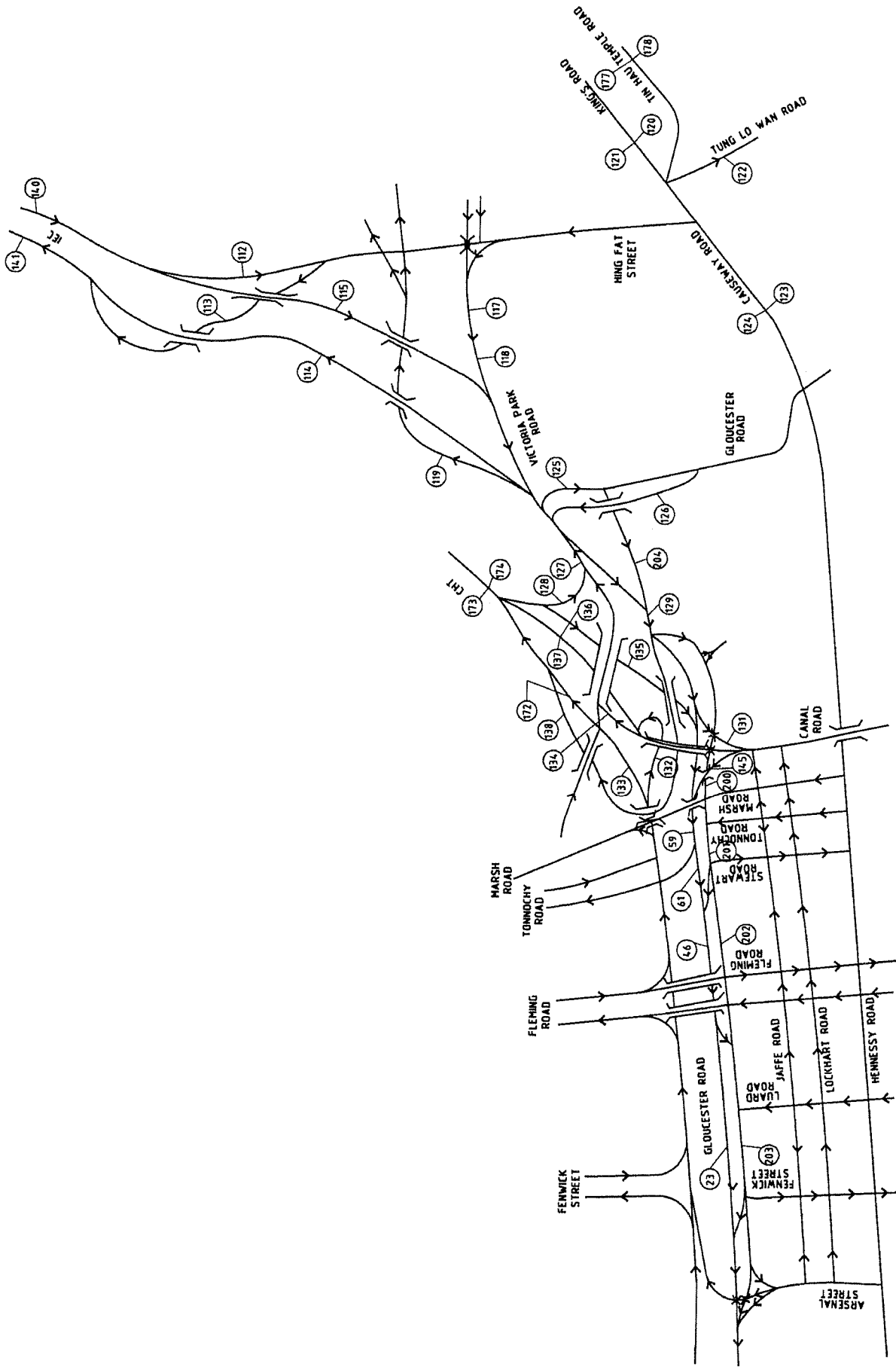


Appendix 4.2
Projected Traffic Data for
Year 2008

Traffic Forecast for Year 2008

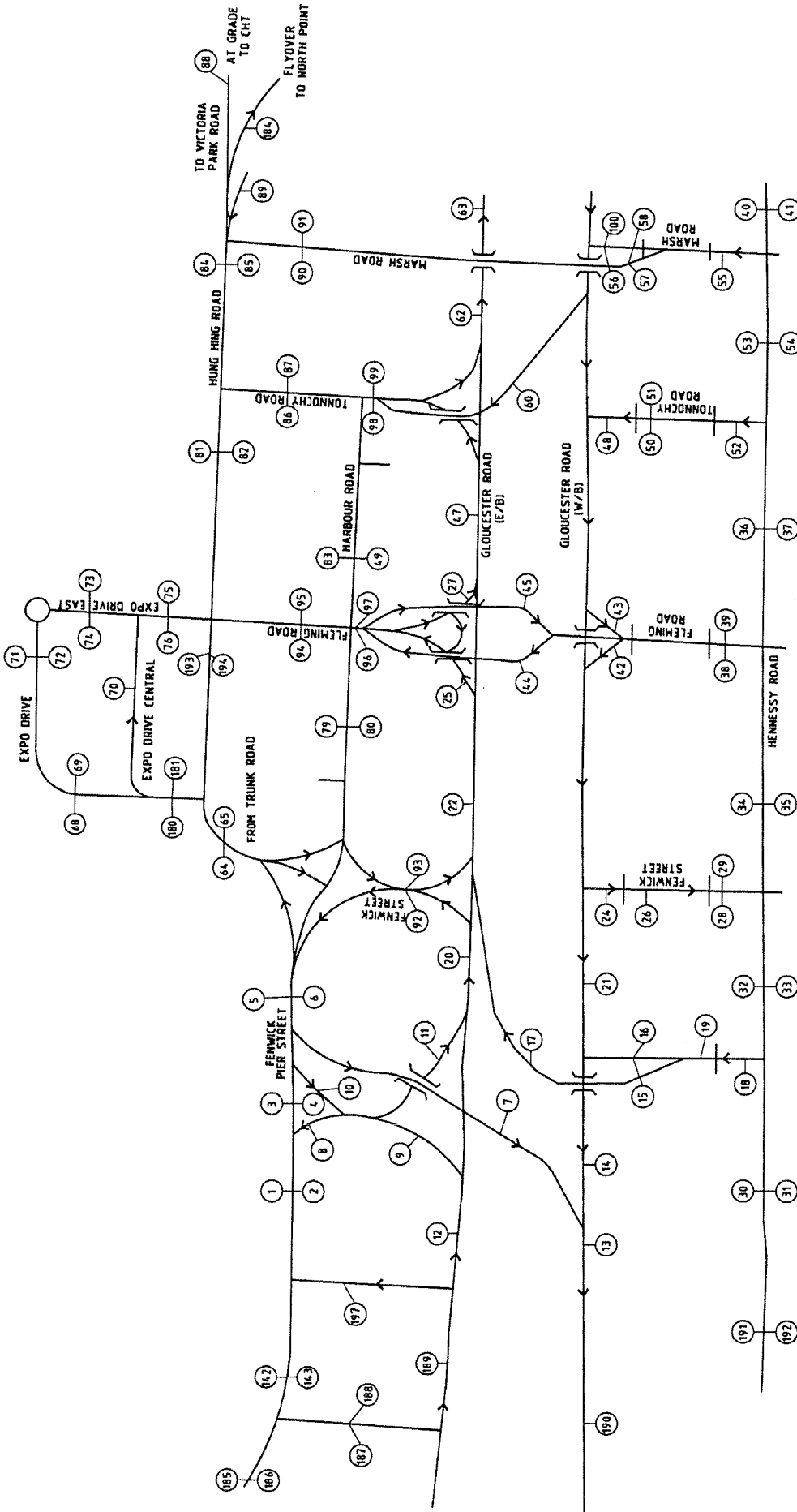


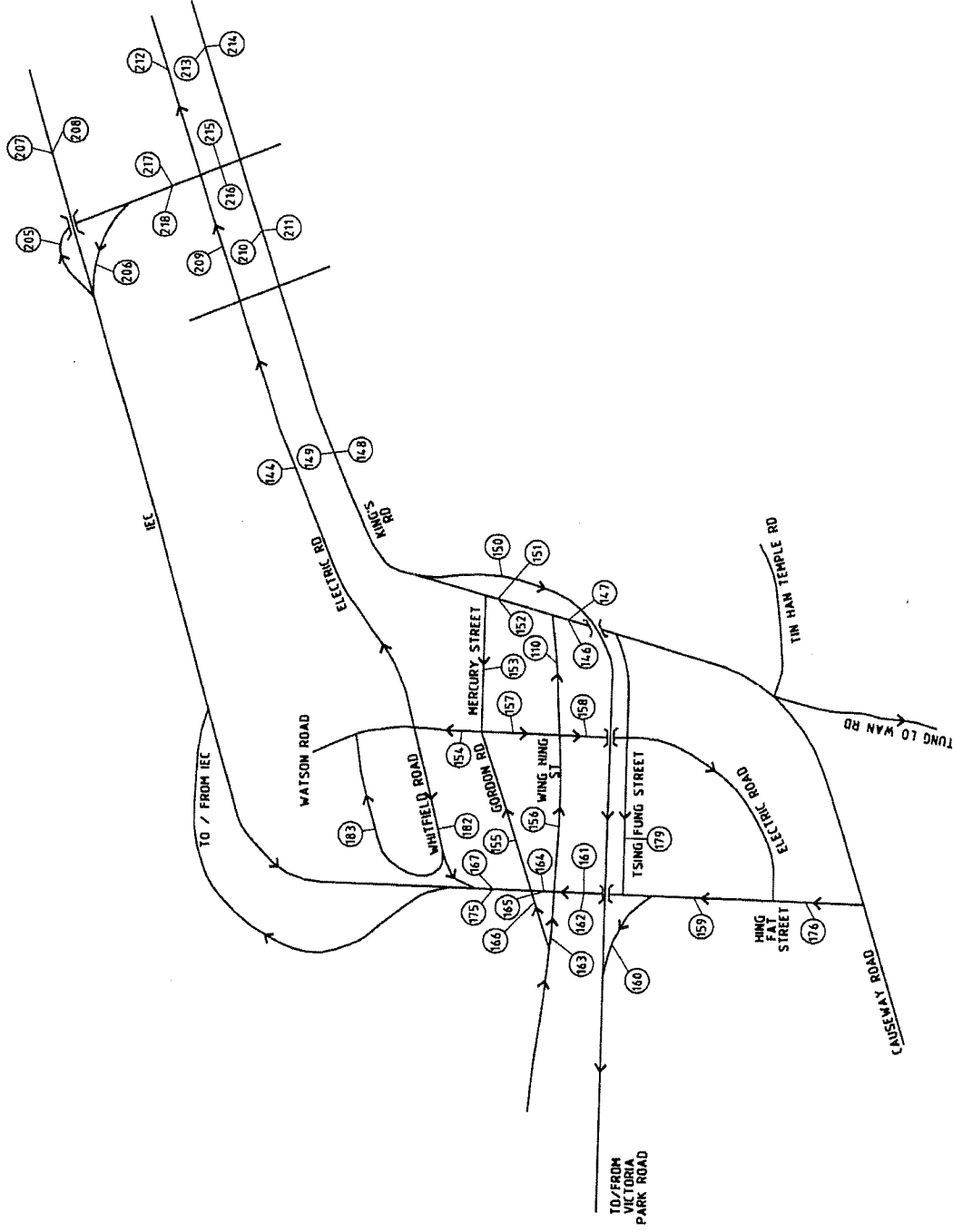
MAUNSELL | AECOM
Mausnell Consultants Asia Ltd

WAN CHAI DEVELOPMENT PHASE II - PLANNING AND ENGINEERING REVIEW

LOCATION INDEX FOR 2008 AND 2031 WITHOUT TRUNK ROAD TRAFFIC FORECAST

FIGURE 1





WAN CHAI DEVELOPMENT PHASE II - PLANNING AND ENGINEERING REVIEW

LOCATION INDEX FOR 2008 AND 2031 WITHOUT TRUNK ROAD TRAFFIC FORECAST

FIGURE 3

MAUNSELL | AECOM
 Maunsell Consultants Asia Ltd

2008 without WDII EIA Traffic Flows

Link No.	Total (Veh/Hr)	Car%	Taxi%	SPB%	LGV%	HGV%	PT%	Total%
1	1044	74%	16%	5%	0%	5%	0%	100%
2	272	69%	20%	7%	0%	4%	0%	100%
3	1062	47%	43%	5%	2%	3%	0%	100%
4	273	73%	16%	5%	2%	4%	0%	100%
5	1068	47%	43%	4%	3%	3%	0%	100%
6	1607	44%	42%	8%	3%	2%	1%	100%
7	762	45%	35%	6%	10%	2%	2%	100%
8	48	48%	38%	6%	6%	2%	0%	100%
9	46	50%	39%	7%	4%	0%	0%	100%
10	592	49%	40%	7%	3%	1%	0%	100%
11	592	50%	39%	7%	3%	1%	0%	100%
12	3711	47%	37%	6%	5%	2%	3%	100%
13	5825	40%	41%	7%	5%	3%	4%	100%
14	5319	40%	41%	8%	4%	2%	5%	100%
15	24	25%	21%	8%	8%	0%	38%	100%
16	432	37%	23%	4%	36%	0%	0%	100%
17	1356	58%	28%	5%	6%	1%	2%	100%
18	1386	40%	37%	11%	8%	1%	3%	100%
19	62	37%	23%	3%	37%	0%	0%	100%
20	4289	47%	37%	8%	5%	1%	2%	100%
21	5170	43%	39%	7%	4%	2%	5%	100%
22	5643	49%	38%	7%	3%	1%	2%	100%
23	3781	45%	39%	7%	4%	2%	3%	100%
24	1127	41%	37%	7%	6%	3%	6%	100%
25	481	47%	27%	5%	0%	4%	17%	100%
26	1182	40%	36%	7%	7%	4%	6%	100%
27	138	39%	22%	4%	0%	2%	33%	100%
28	25	0%	0%	0%	0%	0%	100%	100%
29	1020	43%	32%	6%	8%	4%	7%	100%
30	2922	37%	34%	9%	5%	0%	15%	100%
31	1043	25%	37%	2%	5%	1%	30%	100%
32	920	23%	21%	6%	5%	1%	44%	100%
33	805	22%	33%	2%	4%	1%	38%	100%
34	589	5%	9%	16%	4%	2%	64%	100%
35	508	11%	13%	14%	8%	1%	53%	100%
36	497	6%	11%	19%	8%	2%	54%	100%
37	482	18%	20%	10%	11%	1%	40%	100%
38	568	26%	32%	4%	16%	2%	20%	100%
39	273	22%	23%	6%	7%	3%	39%	100%
40	627	7%	12%	20%	3%	1%	57%	100%
41	456	23%	26%	12%	9%	1%	29%	100%
42	41	37%	36%	5%	20%	2%	0%	100%
43	31	35%	35%	13%	10%	7%	0%	100%
44	713	28%	45%	3%	7%	1%	16%	100%
45	421	30%	34%	3%	7%	0%	26%	100%
46	5196	45%	36%	6%	7%	1%	5%	100%
47	5338	48%	38%	7%	4%	1%	2%	100%
48	18	44%	39%	0%	11%	6%	0%	100%
49	1378	43%	42%	8%	3%	2%	2%	100%
50	173	42%	36%	2%	14%	6%	0%	100%
51	96	37%	43%	2%	9%	9%	0%	100%
52	612	40%	33%	2%	14%	7%	4%	100%
53	568	5%	10%	22%	7%	3%	53%	100%
54	621	21%	23%	11%	9%	1%	35%	100%
55	595	32%	39%	15%	9%	1%	4%	100%
56	50	30%	32%	8%	18%	2%	10%	100%
57	722	21%	39%	27%	9%	1%	3%	100%
58	350	30%	49%	11%	10%	0%	0%	100%
59	6828	41%	17%	10%	16%	6%	9%	100%
60	2179	8%	29%	13%	19%	13%	18%	100%
61	4650	57%	12%	9%	14%	3%	5%	100%
62	4915	67%	15%	11%	4%	1%	2%	100%
63	4945	67%	15%	11%	4%	1%	2%	100%
64	518	49%	38%	7%	5%	1%	0%	100%
65	1230	54%	33%	5%	4%	4%	0%	100%
68	45	24%	20%	9%	27%	20%	0%	100%
69	112	52%	41%	7%	0%	0%	0%	100%
70	365	46%	37%	17%	0%	0%	0%	100%
71	45	24%	20%	9%	27%	20%	0%	100%
72	50	58%	36%	6%	0%	0%	0%	100%
73	56	25%	21%	9%	2%	2%	41%	100%
74	123	44%	28%	4%	0%	0%	24%	100%
75	408	40%	32%	15%	4%	3%	6%	100%
76	122	45%	27%	4%	0%	0%	24%	100%
79	836	47%	43%	5%	2%	3%	0%	100%
80	866	44%	42%	8%	2%	2%	2%	100%

Link No.	Total (Veh/Hr)	Car%	Taxi%	SPB%	LGV%	HGV%	PT%	Total%
81	992	43%	34%	17%	3%	2%	1%	100%
82	1245	55%	33%	6%	3%	3%	0%	100%
83	578	40%	37%	4%	5%	7%	7%	100%
84	1819	39%	31%	16%	6%	4%	4%	100%
85	696	55%	33%	6%	3%	3%	0%	100%
86	1482	37%	31%	15%	7%	5%	5%	100%
87	177	58%	35%	5%	1%	1%	0%	100%
88	200	5%	16%	40%	2%	0%	37%	100%
89	40	39%	33%	15%	8%	5%	0%	100%
90	631	21%	40%	27%	9%	0%	3%	100%
91	324	30%	50%	10%	10%	0%	0%	100%
92	333	45%	41%	4%	4%	6%	0%	100%
93	327	42%	40%	8%	6%	4%	0%	100%
94	1855	61%	13%	10%	4%	1%	11%	100%
95	1160	54%	12%	9%	7%	2%	16%	100%
96	1620	58%	13%	9%	7%	1%	12%	100%
97	1321	58%	13%	9%	6%	2%	12%	100%
98	2054	41%	33%	16%	4%	3%	3%	100%
99	171	55%	34%	5%	3%	3%	0%	100%
100	50	44%	48%	6%	2%	0%	0%	100%
110	646	49%	25%	10%	3%	2%	11%	100%
112	674	54%	28%	4%	7%	1%	6%	100%
113	816	56%	30%	4%	2%	2%	6%	100%
114	4052	42%	29%	8%	12%	7%	2%	100%
115	5412	53%	28%	3%	13%	1%	3%	100%
117	1591	49%	35%	4%	4%	3%	5%	100%
118	1591	49%	35%	4%	4%	3%	5%	100%
119	1241	48%	37%	5%	5%	1%	4%	100%
120	1574	47%	24%	6%	3%	3%	17%	100%
121	215	0%	0%	0%	1%	0%	99%	100%
122	838	54%	27%	7%	3%	4%	5%	100%
123	909	54%	9%	8%	4%	2%	23%	100%
124	1036	35%	24%	5%	4%	3%	29%	100%
125	983	42%	32%	4%	9%	1%	12%	100%
126	959	52%	40%	5%	3%	0%	0%	100%
127	6276	43%	31%	7%	10%	5%	4%	100%
128	1057	43%	10%	7%	21%	9%	10%	100%
129	8657	38%	24%	9%	16%	6%	7%	100%
131	1511	43%	37%	6%	8%	4%	2%	100%
132	1124	66%	14%	10%	6%	2%	2%	100%
133	3736	66%	14%	11%	5%	2%	2%	100%
134	1316	67%	15%	11%	6%	1%	0%	100%
135	994	58%	13%	9%	8%	2%	10%	100%
136	1155	49%	24%	9%	8%	5%	5%	100%
137	593	56%	12%	9%	2%	1%	20%	100%
138	1040	62%	14%	10%	9%	2%	3%	100%
140	6086	53%	28%	3%	12%	1%	3%	100%
141	4868	44%	29%	8%	10%	6%	3%	100%
142	7	29%	14%	0%	0%	0%	57%	100%
143	278	48%	38%	6%	7%	1%	0%	100%
144	1003	45%	32%	7%	6%	7%	3%	100%
145	1007	65%	7%	7%	8%	10%	3%	100%
146	181	0%	0%	0%	0%	0%	100%	100%
147	1637	52%	22%	6%	3%	3%	14%	100%
148	1544	48%	24%	6%	4%	2%	16%	100%
149	321	19%	10%	4%	1%	1%	65%	100%
150	472	51%	26%	3%	4%	2%	14%	100%
151	1152	45%	23%	9%	4%	3%	16%	100%
152	275	13%	7%	3%	1%	1%	75%	100%
153	41	49%	24%	10%	10%	7%	0%	100%
154	1458	53%	27%	6%	6%	5%	3%	100%
155	1625	53%	26%	6%	7%	5%	3%	100%
156	1181	47%	36%	6%	5%	0%	6%	100%
157	88	43%	22%	6%	8%	7%	14%	100%
158	369	55%	28%	7%	4%	3%	3%	100%
159	1630	48%	33%	6%	4%	4%	5%	100%
160	1003	49%	39%	4%	3%	3%	2%	100%
161	116	52%	34%	2%	9%	3%	0%	100%
162	913	55%	20%	9%	5%	4%	7%	100%
163	375	47%	36%	5%	4%	1%	7%	100%
164	922	48%	36%	6%	6%	0%	4%	100%
165	913	55%	20%	9%	5%	4%	7%	100%
166	866	49%	38%	5%	5%	1%	2%	100%
167	1506	55%	28%	4%	7%	2%	4%	100%
172	1319	59%	13%	10%	2%	1%	15%	100%
173	2952	58%	13%	10%	5%	2%	12%	100%
174	3206	50%	17%	8%	12%	5%	8%	100%

Link No.	Total (Veh/Hr)	Car%	Taxi%	SPB%	LGV%	HGV%	PT%	Total%
175	816	56%	30%	4%	2%	2%	6%	100%
176	1369	47%	33%	6%	4%	4%	6%	100%
177	90	47%	24%	3%	2%	4%	20%	100%
178	748	83%	0%	7%	6%	3%	1%	100%
179	286	75%	14%	7%	2%	2%	0%	100%
180	186	42%	33%	16%	5%	4%	0%	100%
181	98	56%	35%	5%	2%	2%	0%	100%
182	731	53%	26%	6%	7%	8%	0%	100%
183	164	52%	25%	6%	8%	9%	0%	100%
184	1220	40%	30%	9%	11%	8%	2%	100%
185	47	47%	38%	6%	7%	2%	0%	100%
186	42	40%	33%	14%	8%	5%	0%	100%
187	7	15%	14%	14%	0%	0%	57%	100%
188	236	43%	35%	17%	3%	2%	0%	100%
189	4994	59%	31%	2%	4%	2%	2%	100%
190	7444	39%	41%	8%	5%	3%	4%	100%
191	4038	36%	33%	9%	8%	0%	14%	100%
192	1379	31%	31%	5%	2%	2%	29%	100%
193	443	41%	34%	16%	6%	3%	0%	100%
194	1299	57%	34%	5%	2%	2%	0%	100%
197	955	43%	34%	16%	4%	3%	0%	100%
200	904	62%	13%	10%	11%	3%	1%	100%
201	993	60%	13%	10%	13%	3%	1%	100%
202	985	47%	37%	6%	7%	1%	1%	100%
203	2615	41%	36%	7%	4%	2%	10%	100%
204	2188	42%	32%	4%	10%	2%	10%	100%
205	513	62%	24%	5%	5%	4%	1%	100%
206	721	59%	30%	1%	9%	1%	0%	100%
207	4355	42%	30%	8%	11%	7%	3%	100%
208	5366	52%	28%	3%	12%	1%	3%	100%
209	940	44%	31%	6%	6%	6%	7%	100%
210	260	9%	5%	2%	2%	2%	81%	100%
211	1077	42%	20%	5%	6%	4%	23%	100%
212	1038	44%	31%	7%	5%	6%	7%	100%
213	260	9%	5%	2%	2%	2%	81%	100%
214	1164	43%	21%	5%	6%	4%	21%	100%
215	114	52%	19%	4%	14%	11%	0%	100%
216	341	57%	28%	1%	13%	1%	1%	100%
217	564	61%	23%	5%	6%	4%	1%	100%
218	790	59%	29%	1%	10%	1%	0%	100%