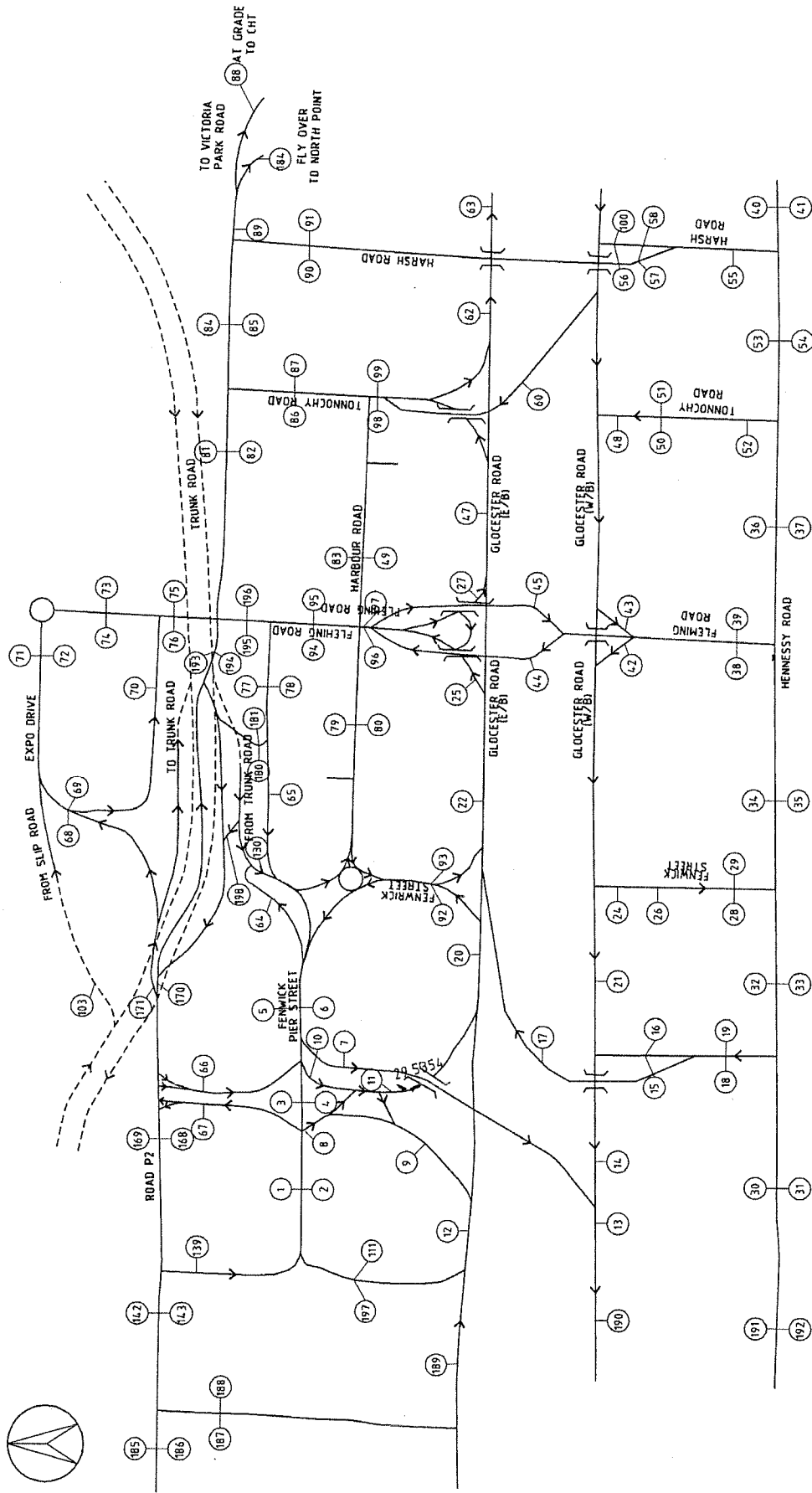
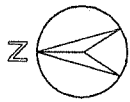
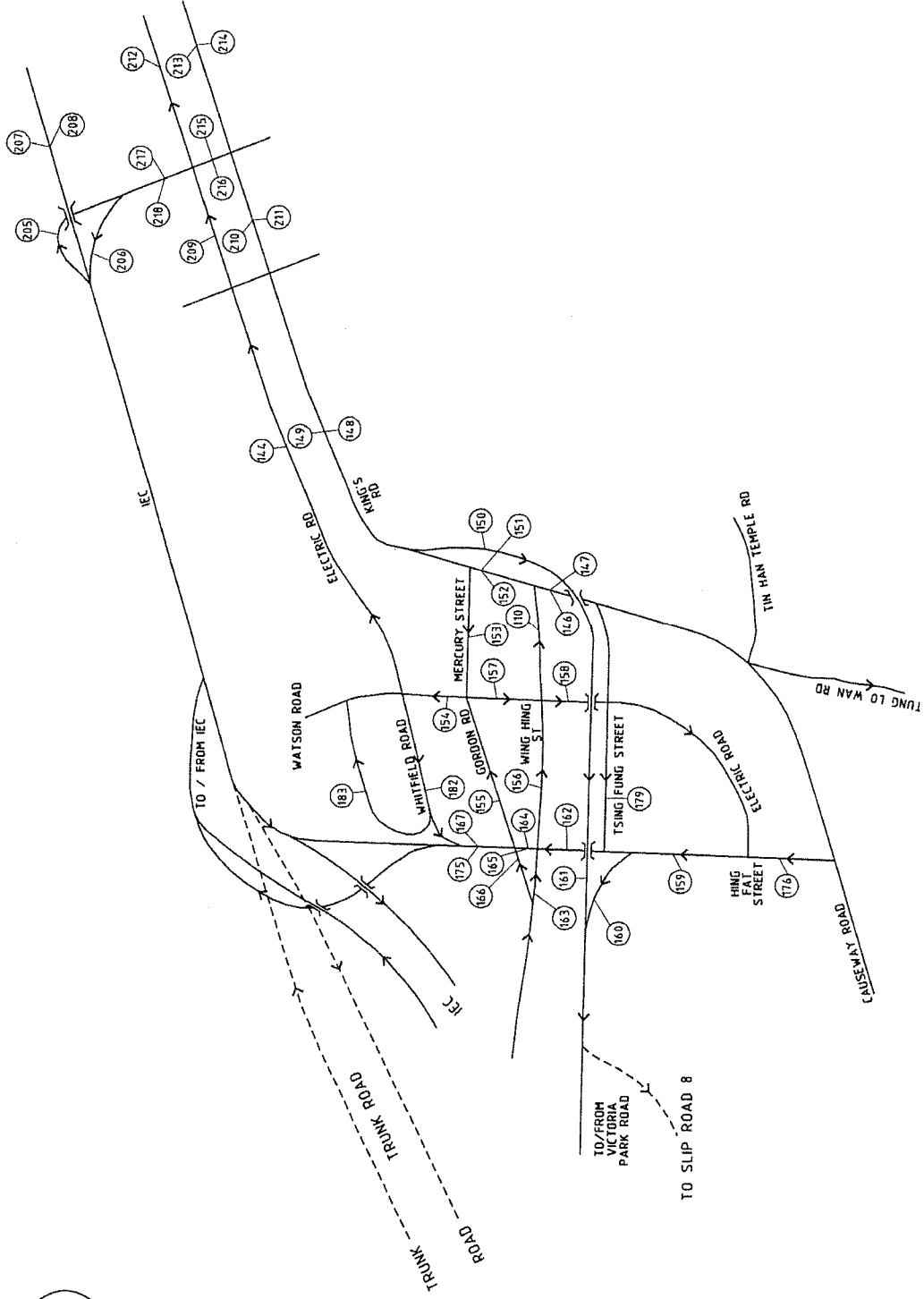


Appendix 4.1
Projected Traffic Data With and
Without the Project in Year 2031

2031 With Trunk Road Traffic Forecast





MAN CHAI DEVELOPMENT PHASE II - PLANNING AND ENGINEERING REVIEW
LOCATION INDEX FOR 2031 EIA TRAFFIC FORECAST

MAUNSELL | AECOM
Maurisell Consultants Asia Ltd

2031 EIA Traffic Flows by 16 Vehicle Classes

Link No.	Total Vehicle	Motor Cycles	Petrol PC & LGV	Taxi	Non-franchise Buses		Non-franchise Buses		Public Light Buses		Diesel PC & LGV		Diesel LGV		HGV		Single Deck Franchised Buses	Double Deck Franchised Buses	Public Light Buses	Total
					<6.4t	6.4-15t	<3.5t	>3.5t	<2.5t	2.5-3.5t	>3.5t	<15t	>15t							
1	2006	7%	67%	16%	0%	4%	0%	0%	1%	0%	0%	0%	5%	0%	0%	0%	0%	0%	0%	100%
2	137	6%	63%	20%	0%	5%	0%	0%	2%	0%	0%	0%	4%	0%	0%	0%	0%	0%	0%	100%
3	829	4%	43%	43%	0%	3%	0%	0%	1%	0%	1%	1%	3%	0%	0%	0%	0%	0%	0%	100%
4	756	7%	67%	16%	0%	4%	0%	0%	1%	0%	0%	1%	4%	0%	0%	0%	0%	0%	0%	100%
5	833	4%	44%	43%	0%	4%	0%	0%	1%	0%	0%	1%	2%	0%	0%	0%	0%	0%	0%	100%
6	3246	4%	42%	42%	0%	6%	0%	0%	2%	0%	1%	1%	3%	0%	0%	0%	0%	0%	0%	100%
7	1811	4%	41%	36%	0%	5%	0%	0%	1%	0%	3%	4%	2%	0%	0%	0%	1%	0%	0%	100%
8	139	4%	44%	38%	0%	5%	0%	0%	2%	0%	2%	2%	0%	0%	0%	0%	0%	0%	0%	100%
9	39	4%	45%	38%	0%	6%	0%	0%	2%	0%	1%	2%	0%	0%	0%	0%	0%	0%	0%	100%
10	701	4%	46%	39%	0%	5%	0%	0%	2%	0%	1%	1%	1%	0%	0%	0%	0%	0%	0%	100%
11	601	4%	46%	39%	0%	5%	0%	0%	2%	0%	1%	1%	1%	0%	0%	0%	0%	0%	0%	100%
12	2241	4%	42%	37%	0%	5%	0%	0%	1%	0%	2%	2%	2%	0%	0%	0%	0%	0%	0%	100%
13	5168	4%	36%	40%	0%	5%	0%	0%	1%	0%	2%	2%	3%	0%	0%	0%	0%	0%	0%	100%
14	3633	3%	36%	40%	0%	6%	0%	0%	2%	0%	1%	1%	2%	0%	0%	0%	0%	0%	0%	100%
15	252	4%	37%	33%	0%	8%	0%	0%	2%	0%	3%	4%	2%	0%	0%	0%	0%	0%	0%	100%
16	412	3%	34%	23%	0%	2%	0%	0%	1%	0%	12%	13%	0%	0%	0%	0%	0%	0%	0%	100%
17	1468	5%	53%	28%	0%	4%	0%	0%	2%	0%	2%	2%	1%	0%	0%	0%	0%	0%	0%	100%
18	1594	4%	36%	37%	0%	8%	0%	0%	3%	0%	3%	3%	3%	0%	0%	0%	0%	0%	0%	100%
19	30	3%	34%	23%	0%	2%	0%	0%	1%	0%	12%	13%	0%	0%	0%	0%	0%	0%	0%	100%
20	2794	4%	43%	37%	0%	5%	0%	0%	2%	0%	1%	2%	2%	0%	0%	0%	0%	0%	0%	100%
21	3287	4%	39%	38%	0%	5%	0%	0%	1%	0%	1%	1%	2%	0%	0%	0%	0%	0%	0%	100%
22	4585	4%	44%	38%	0%	5%	0%	0%	2%	0%	1%	1%	1%	0%	0%	0%	0%	0%	0%	100%
23	3059	4%	41%	39%	0%	5%	0%	0%	2%	0%	1%	1%	2%	0%	0%	0%	0%	0%	0%	100%
24	1462	4%	38%	37%	0%	5%	0%	0%	2%	0%	2%	2%	3%	0%	0%	0%	0%	0%	0%	100%
25	364	4%	40%	25%	0%	3%	0%	0%	1%	0%	0%	0%	4%	0%	0%	0%	0%	0%	0%	100%
26	1128	4%	37%	36%	0%	5%	0%	0%	2%	0%	2%	2%	4%	0%	0%	0%	0%	0%	0%	100%
27	218	4%	42%	26%	0%	4%	0%	0%	1%	0%	0%	0%	2%	0%	0%	0%	0%	0%	0%	100%
28	25	0%	0%	0%	0%	0%	0%	0%	0%	0%	0%	0%	0%	0%	0%	0%	0%	0%	0%	100%
29	780	4%	39%	32%	0%	5%	0%	0%	1%	0%	2%	2%	3%	0%	0%	0%	0%	0%	0%	100%
30	3075	3%	34%	34%	0%	8%	0%	0%	2%	0%	1%	2%	0%	0%	0%	0%	0%	0%	0%	100%
31	1429	2%	26%	42%	0%	2%	0%	0%	1%	0%	2%	2%	1%	0%	0%	0%	0%	0%	0%	100%
32	1174	2%	26%	26%	0%	5%	0%	0%	1%	0%	2%	2%	1%	0%	0%	0%	0%	0%	0%	100%
33	916	2%	21%	35%	0%	2%	0%	0%	4%	0%	1%	1%	2%	0%	0%	0%	0%	0%	0%	100%
34	751	1%	6%	12%	0%	16%	0%	0%	4%	0%	2%	2%	3%	0%	0%	0%	0%	0%	0%	100%
35	453	1%	10%	13%	0%	11%	0%	0%	5%	0%	3%	3%	3%	0%	0%	0%	0%	0%	0%	100%
36	565	1%	6%	12%	0%	17%	0%	0%	2%	0%	3%	3%	4%	0%	0%	0%	0%	0%	0%	100%
37	599	2%	15%	19%	0%	7%	0%	0%	3%	0%	3%	4%	2%	0%	0%	0%	0%	0%	0%	100%
38	815	3%	28%	35%	0%	3%	0%	0%	2%	0%	6%	7%	2%	0%	0%	0%	0%	0%	0%	100%
39	417	3%	29%	35%	0%	7%	0%	0%	3%	0%	3%	3%	4%	0%	0%	0%	0%	0%	0%	100%
40	815	1%	8%	15%	0%	21%	0%	0%	6%	0%	1%	2%	1%	0%	0%	0%	0%	0%	0%	100%
41	645	2%	24%	29%	0%	11%	0%	0%	3%	0%	4%	4%	1%	0%	0%	0%	0%	0%	0%	100%
42	59	3%	33%	37%	0%	4%	0%	0%	1%	0%	6%	7%	2%	0%	0%	0%	0%	0%	0%	100%
43	14	3%	33%	36%	0%	11%	0%	0%	3%	0%	2%	2%	6%	0%	0%	0%	0%	0%	0%	100%
44	528	2%	24%	42%	0%	2%	0%	0%	2%	0%	2%	2%	1%	0%	0%	0%	0%	0%	0%	100%
45	760	3%	31%	40%	0%	3%	0%	0%	1%	0%	2%	3%	0%	0%	0%	0%	0%	0%	0%	100%
46	4013	4%	40%	35%	0%	5%	0%	0%	2%	0%	2%	2%	2%	0%	0%	0%	0%	0%	0%	100%
47	4469	4%	44%	38%	0%	5%	0%	0%	2%	0%	1%	2%	1%	0%	0%	0%	0%	0%	0%	100%
48	82	4%	40%	37%	0%	1%	0%	0%	0%	0%	4%	4%	6%	0%	0%	0%	0%	0%	0%	100%

2031 EIA Traffic Flows by 16 Vehicle Classes

Link No.	Total Vehicle	Motor Cycles	Petrol PC & LGV	Taxi	Non-franchise Buses			Public Light Buses			Diesel PC & LGV <2.5t	Diesel LGV 2.5-3.5t	Diesel LGV >3.5t	HGV		Single Deck Franchise Buses	Double Deck Franchise Buses	Public Light Buses	Total
					<6.4t	6.4-15t	>15t	<3.5t	3.5t	>3.5t				<15t	>15t				
97	1556	5%	54%	13%	0%	0%	8%	0%	0%	2%	2%	2%	2%	2%	0%	1%	5%	4%	100%
98	1727	4%	37%	33%	0%	12%	3%	0%	0%	1%	1%	1%	1%	3%	0%	0%	2%	1%	100%
99	227	4%	48%	31%	0%	0%	0%	0%	0%	1%	1%	1%	1%	3%	0%	1%	5%	3%	100%
100	54	4%	40%	48%	0%	0%	5%	0%	0%	1%	1%	1%	1%	0%	0%	0%	0%	0%	100%
101	4270	5%	50%	27%	0%	0%	3%	0%	0%	1%	1%	1%	1%	1%	0%	0%	1%	0%	100%
102	3602	6%	56%	24%	0%	0%	4%	0%	0%	2%	2%	2%	2%	4%	0%	0%	0%	0%	100%
103	1049	4%	38%	34%	0%	12%	2%	0%	0%	2%	2%	2%	2%	3%	0%	0%	0%	0%	100%
104	1634	6%	61%	26%	0%	0%	5%	0%	0%	0%	0%	0%	1%	0%	0%	0%	0%	0%	100%
105	1490	5%	55%	30%	0%	0%	1%	0%	0%	3%	3%	3%	2%	1%	0%	0%	0%	0%	100%
106	4187	6%	63%	22%	0%	0%	2%	0%	0%	1%	1%	1%	1%	2%	1%	0%	0%	0%	100%
107	5760	5%	51%	28%	0%	2%	2%	0%	0%	1%	1%	1%	1%	1%	0%	0%	0%	0%	100%
108	4187	6%	63%	22%	0%	0%	2%	0%	0%	1%	1%	1%	1%	2%	1%	0%	0%	0%	100%
109	4925	5%	52%	27%	0%	0%	2%	0%	0%	1%	1%	1%	1%	1%	0%	0%	0%	0%	100%
110	265	4%	42%	24%	0%	7%	2%	0%	0%	1%	1%	1%	1%	2%	0%	1%	8%	7%	100%
111	134	4%	40%	35%	0%	0%	5%	0%	0%	1%	1%	1%	1%	2%	0%	0%	0%	0%	100%
112	474	5%	47%	27%	0%	0%	3%	0%	0%	1%	1%	1%	1%	1%	0%	1%	5%	4%	100%
113	635	5%	51%	29%	0%	0%	3%	0%	0%	1%	1%	1%	1%	2%	0%	1%	4%	2%	100%
114	1713	5%	50%	22%	0%	0%	4%	0%	0%	1%	1%	1%	1%	6%	0%	0%	2%	2%	100%
115	1809	4%	37%	32%	0%	3%	3%	0%	0%	4%	4%	4%	4%	2%	0%	1%	4%	4%	100%
116	835	4%	46%	36%	0%	0%	3%	0%	0%	1%	1%	1%	1%	3%	0%	0%	2%	2%	100%
117	2482	5%	47%	33%	0%	0%	4%	0%	0%	1%	1%	1%	1%	3%	0%	0%	2%	2%	100%
118	1647	5%	49%	31%	0%	0%	4%	0%	0%	1%	1%	1%	1%	2%	0%	0%	2%	2%	100%
119	1241	4%	44%	37%	0%	0%	4%	0%	0%	1%	1%	1%	1%	1%	0%	0%	2%	2%	100%
120	1542	4%	43%	24%	0%	0%	5%	0%	0%	1%	1%	1%	1%	3%	0%	0%	2%	2%	100%
121	503	2%	24%	17%	0%	0%	5%	0%	0%	1%	1%	1%	1%	3%	0%	1%	9%	7%	100%
122	637	5%	48%	27%	0%	0%	5%	0%	0%	1%	1%	1%	1%	4%	0%	3%	22%	3%	100%
123	879	5%	49%	8%	0%	0%	6%	0%	0%	1%	1%	1%	1%	3%	0%	0%	3%	3%	100%
124	1761	4%	37%	28%	0%	0%	5%	0%	0%	1%	1%	1%	1%	2%	0%	2%	12%	10%	100%
125	1412	4%	39%	33%	0%	0%	4%	0%	0%	1%	1%	1%	1%	4%	0%	1%	9%	7%	100%
126	1205	5%	47%	40%	0%	0%	4%	0%	0%	1%	1%	1%	1%	0%	0%	0%	5%	3%	100%
127	4426	4%	38%	31%	0%	0%	5%	0%	0%	1%	1%	1%	1%	5%	0%	0%	0%	0%	100%
128	1138	4%	40%	10%	0%	0%	5%	0%	0%	1%	1%	1%	1%	8%	1%	1%	5%	4%	100%
129	5085	3%	35%	23%	0%	0%	7%	0%	0%	2%	2%	2%	2%	6%	0%	1%	4%	3%	100%
130	1538	4%	44%	39%	0%	0%	5%	0%	0%	1%	1%	1%	1%	1%	0%	0%	0%	1%	100%
131	1590	4%	39%	37%	0%	0%	5%	0%	0%	1%	1%	1%	1%	2%	0%	0%	1%	0%	100%
132	1760	6%	60%	14%	0%	0%	8%	0%	0%	2%	2%	2%	2%	2%	0%	0%	2%	2%	100%
133	2374	6%	57%	14%	0%	0%	8%	0%	0%	2%	2%	2%	2%	3%	0%	0%	4%	3%	100%
134	849	6%	61%	15%	0%	0%	7%	0%	0%	1%	1%	1%	1%	2%	0%	1%	4%	3%	100%
135	1301	5%	53%	13%	0%	0%	8%	0%	0%	2%	2%	2%	2%	5%	0%	0%	3%	2%	100%
136	1258	4%	45%	24%	0%	0%	7%	0%	0%	1%	1%	1%	1%	2%	0%	0%	3%	2%	100%
137	1224	6%	57%	14%	0%	0%	8%	0%	0%	2%	2%	2%	2%	2%	0%	0%	5%	3%	100%
138	907	6%	56%	13%	0%	0%	8%	0%	0%	2%	2%	2%	2%	2%	0%	0%	2%	1%	100%
139	207	5%	47%	41%	0%	0%	5%	0%	0%	0%	0%	0%	0%	2%	0%	0%	0%	0%	100%
140	7208	5%	48%	28%	0%	0%	2%	0%	0%	1%	1%	1%	1%	1%	0%	0%	2%	1%	100%
141	6535	6%	58%	23%	0%	0%	2%	0%	0%	1%	1%	1%	1%	3%	0%	0%	1%	1%	100%
142	1039	4%	43%	38%	0%	0%	5%	0%	0%	2%	2%	2%	2%	1%	0%	0%	0%	0%	100%
143	1261	4%	43%	38%	0%	0%	5%	0%	0%	2%	2%	2%	2%	3%	0%	0%	0%	0%	100%
144	1058	4%	41%	32%	0%	0%	5%	0%	0%	2%	2%	2%	2%	6%	1%	0%	2%	1%	100%

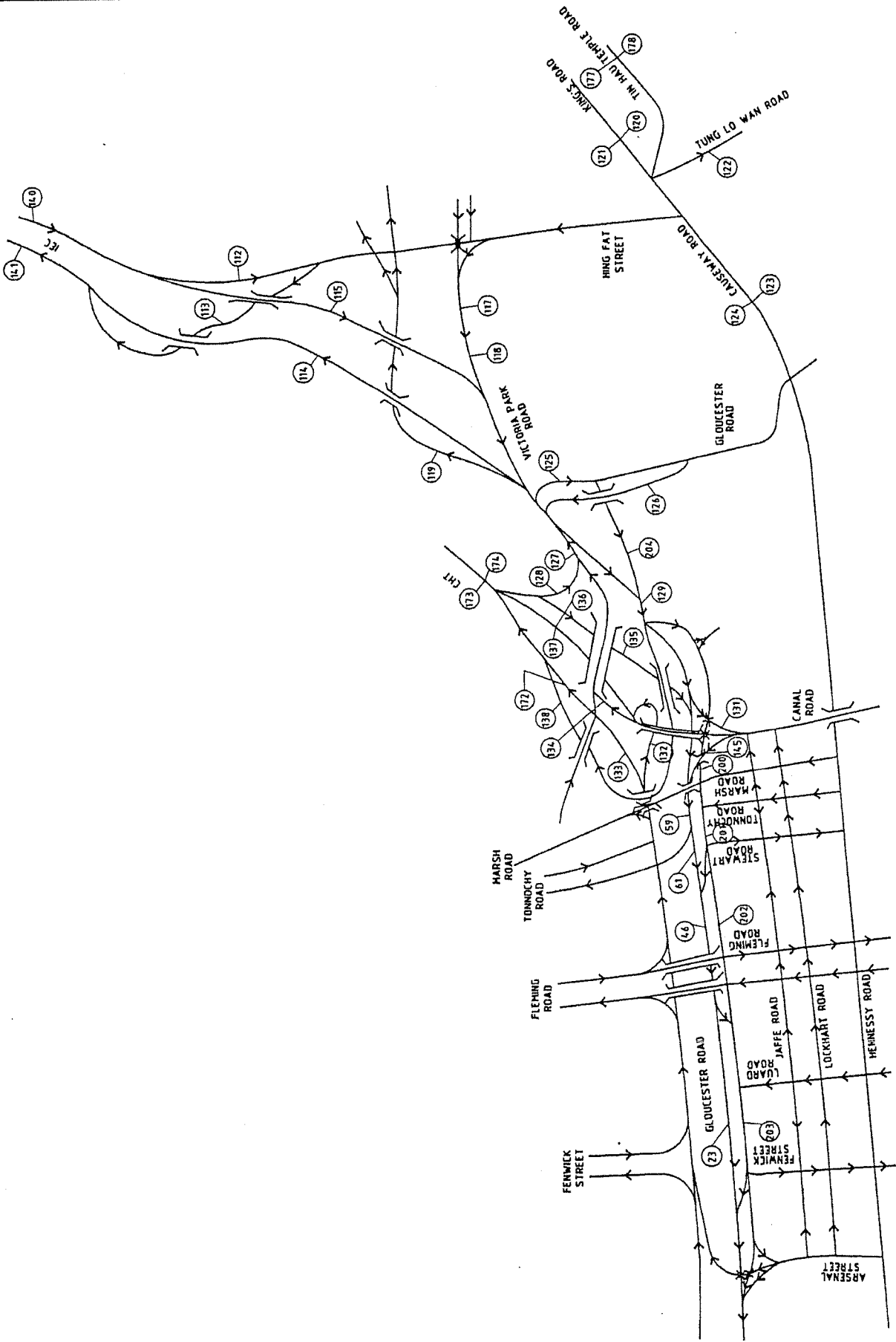
2031 EIA Traffic Flows by 16 Vehicle Classes

Link No.	Total Vehicle	Motor Cycles	Petrol PC & LGV	Taxi	Non-franchise Buses			Public Light Buses			Diesel PC&LGV <2.5t			Diesel LGV 2.5-3.5t			HG>15t			Single Deck Franchise Buses			Double Deck Franchise Buses			Public Light Buses	Total
					<6.4t	6.4-15t	>15t	<3.5t	3.5t - >3.5t	>3.5t	<2.5t	2.5-3.5t	>3.5t	HG<15t	HG>15t	>15t	>15t	>15t	>15t	>15t							
145	1683	6%	60%	7%	0%	5%	0%	0%	1%	3%	3%	3%	3%	9%	1%	0%	1%	0%	1%	0%	8%	1%	1%	1%	100%		
146	209	0%	0%	0%	0%	0%	0%	0%	0%	0%	0%	0%	0%	0%	0%	0%	0%	0%	0%	8%	52%	8%	52%	40%	100%		
147	1308	4%	45%	21%	0%	5%	0%	0%	1%	1%	1%	1%	1%	3%	0%	0%	0%	0%	1%	9%	1%	9%	7%	100%			
148	1952	4%	46%	24%	0%	5%	0%	0%	1%	0%	0%	0%	0%	3%	0%	0%	0%	0%	1%	7%	1%	7%	5%	100%			
149	332	2%	18%	11%	0%	3%	0%	0%	1%	0%	0%	0%	0%	1%	0%	0%	0%	0%	5%	33%	5%	33%	25%	100%			
150	923	5%	50%	29%	0%	2%	0%	0%	1%	1%	1%	1%	1%	2%	0%	0%	0%	0%	1%	4%	1%	4%	2%	100%			
151	1033	4%	39%	23%	0%	7%	0%	0%	2%	1%	1%	1%	1%	3%	0%	0%	0%	0%	1%	9%	1%	9%	8%	100%			
152	282	1%	13%	7%	0%	2%	0%	0%	0%	0%	0%	0%	0%	1%	0%	0%	0%	0%	6%	38%	6%	38%	30%	100%			
153	47	4%	44%	26%	0%	7%	0%	0%	2%	4%	4%	4%	4%	6%	0%	0%	0%	0%	0%	0%	0%	0%	0%	100%			
154	1724	5%	49%	27%	0%	5%	0%	0%	1%	2%	2%	2%	2%	5%	0%	0%	0%	0%	0%	1%	0%	1%	1%	100%			
155	1792	5%	47%	26%	0%	5%	0%	0%	1%	2%	2%	2%	2%	5%	0%	0%	0%	0%	0%	2%	0%	2%	2%	100%			
156	696	5%	47%	27%	0%	8%	0%	0%	2%	1%	1%	1%	1%	2%	0%	0%	0%	0%	0%	0%	0%	0%	0%	100%			
157	70	2%	19%	11%	0%	3%	0%	0%	1%	1%	1%	1%	1%	3%	0%	0%	0%	0%	4%	30%	4%	30%	23%	100%			
158	380	4%	46%	26%	0%	5%	0%	0%	1%	1%	1%	1%	1%	4%	0%	0%	0%	0%	1%	6%	1%	6%	4%	100%			
159	2420	4%	44%	34%	0%	5%	0%	0%	1%	1%	1%	1%	1%	3%	0%	0%	0%	0%	0%	2%	0%	2%	2%	100%			
160	1559	5%	46%	35%	0%	5%	0%	0%	1%	1%	1%	1%	1%	4%	0%	0%	0%	0%	0%	0%	0%	0%	0%	100%			
161	923	5%	50%	29%	0%	2%	0%	0%	1%	2%	2%	2%	2%	5%	0%	0%	0%	0%	1%	3%	1%	3%	3%	100%			
162	966	4%	42%	30%	0%	5%	0%	0%	1%	1%	1%	1%	1%	3%	0%	0%	0%	0%	0%	0%	0%	0%	0%	100%			
163	476	5%	46%	39%	0%	4%	0%	0%	0%	2%	2%	2%	2%	1%	0%	0%	0%	0%	0%	0%	0%	0%	0%	100%			
164	323	2%	22%	51%	0%	1%	0%	0%	0%	1%	1%	1%	1%	3%	0%	0%	0%	0%	1%	7%	1%	7%	6%	100%			
165	966	4%	42%	30%	0%	5%	0%	0%	1%	2%	2%	2%	2%	5%	0%	0%	0%	0%	1%	3%	1%	3%	3%	100%			
166	765	4%	43%	36%	0%	4%	0%	0%	0%	2%	2%	2%	2%	1%	0%	0%	0%	0%	0%	0%	0%	0%	0%	100%			
167	987	5%	50%	27%	0%	3%	0%	0%	1%	2%	2%	2%	2%	2%	0%	0%	0%	0%	0%	0%	0%	0%	0%	100%			
168	1464	4%	44%	38%	0%	5%	0%	0%	2%	2%	2%	2%	2%	1%	0%	0%	0%	0%	0%	0%	0%	0%	0%	100%			
169	1039	4%	43%	38%	0%	5%	0%	0%	2%	2%	2%	2%	2%	1%	0%	0%	0%	0%	0%	0%	0%	0%	0%	100%			
170	1179	4%	44%	39%	0%	5%	0%	0%	1%	3%	3%	3%	3%	2%	0%	0%	0%	0%	0%	0%	0%	0%	0%	100%			
171	2222	5%	50%	24%	0%	5%	0%	0%	0%	2%	2%	2%	2%	3%	0%	0%	0%	0%	0%	0%	0%	0%	0%	100%			
172	1644	6%	56%	13%	0%	8%	0%	0%	2%	1%	1%	1%	1%	2%	0%	0%	0%	0%	1%	6%	1%	6%	5%	100%			
173	3775	5%	56%	13%	0%	8%	0%	0%	2%	2%	2%	2%	2%	2%	0%	0%	0%	0%	1%	5%	1%	5%	3%	100%			
174	3697	4%	46%	16%	0%	7%	0%	0%	2%	4%	4%	4%	4%	6%	0%	0%	0%	0%	1%	4%	1%	4%	2%	100%			
175	635	5%	51%	29%	0%	3%	0%	0%	1%	1%	1%	1%	1%	4%	0%	0%	0%	0%	0%	0%	0%	0%	0%	100%			
176	1993	4%	44%	34%	0%	5%	0%	0%	1%	2%	2%	2%	2%	2%	0%	0%	0%	0%	0%	0%	0%	0%	0%	100%			
177	253	5%	49%	28%	0%	3%	0%	0%	1%	1%	1%	1%	1%	5%	0%	0%	0%	0%	1%	4%	1%	4%	2%	100%			
178	1084	7%	76%	0%	0%	5%	0%	0%	2%	2%	2%	2%	2%	3%	0%	0%	0%	0%	0%	0%	0%	0%	0%	100%			
179	105	7%	68%	13%	0%	5%	0%	0%	2%	4%	4%	4%	4%	7%	0%	0%	0%	0%	1%	1%	0%	1%	0%	100%			
180	471	4%	38%	33%	0%	12%	0%	0%	4%	2%	2%	2%	2%	2%	0%	0%	0%	0%	0%	0%	0%	0%	0%	100%			
181	698	5%	51%	34%	0%	5%	0%	0%	1%	2%	2%	2%	2%	4%	0%	0%	0%	0%	0%	0%	0%	0%	0%	100%			
182	655	5%	48%	26%	0%	5%	0%	0%	1%	2%	2%	2%	2%	7%	0%	0%	0%	0%	0%	0%	0%	0%	0%	100%			
183	193	5%	47%	25%	0%	5%	0%	0%	1%	3%	3%	3%	3%	8%	0%	0%	0%	0%	0%	0%	0%	0%	0%	100%			
184	1293	4%	37%	30%	0%	7%	0%	0%	2%	4%	4%	4%	4%	7%	0%	0%	0%	0%	0%	0%	0%	0%	0%	100%			
185	1039	4%	43%	38%	0%	5%	0%	0%	2%	2%	2%	2%	2%	3%	0%	0%	0%	0%	0%	0%	0%	0%	0%	100%			
186	851	3%	36%	31%	0%	12%	0%	0%	3%	2%	2%	2%	2%	5%	0%	0%	0%	0%	0%	0%	0%	0%	0%	100%			
187	257	3%	31%	27%	0%	10%	0%	0%	3%	2%	2%	2%	2%	6%	0%	0%	0%	0%	1%	2%	1%	2%	4%	100%			
188	559	4%	39%	35%	0%	12%	0%	0%	3%	3%	3%	3%	3%	2%	0%	0%	0%	0%	0%	0%	0%	0%	0%	100%			
189	3672	5%	53%	31%	0%	2%	0%	0%	0%	1%	1%	1%	1%	2%	0%	0%	0%	0%	0%	0%	0%	0%	0%	100%			
190	6048	3%	36%	40%	0%	6%	0%	0%	2%	2%	2%	2%	2%	3%	0%	0%	0%	0%	0%	0%	0%	0%	0%	100%			
191	3450	3%	33%	32%	0%	7%	0%	0%	2%	2%	2%	2%	2%	0%	0%	0%	0%	0%	0%	0%	0%	0%	0%	100%			
192	2275	3%	32%	36%	0%	5%	0%	0%	1%	1%	1%	1%	1%	2%	0%	0%	0%	0%	1%	8%	1%	8%	6%	100%			

2031 EIA Traffic Flows by 16 Vehicle Classes

Link No.	Total Vehicle	Motor Cycles	Petrol/PC & LGV	Taxi	Non-franchise Buses		Non-franchise Buses		Public Light Buses		Diesel PC & LGV		Diesel LGV 2.5-3.5t		HGV < 15t		HGV > 15t		Public Light Buses	Total		
					<6.4t	6.4-15t	>15t	<3.5t	3.5t	>3.5t	<2.5t	2.5-3.5t	>3.5t	<15t	>15t	0%	1%	2%			3%	4%
193	420	4%	37%	34%	0%	12%	0%	0%	0%	3%	2%	2%	2%	2%	3%	0%	0%	0%	0%	0%	0%	0%
194	1337	5%	52%	34%	0%	4%	0%	0%	0%	1%	1%	1%	1%	1%	2%	0%	0%	0%	0%	0%	0%	0%
195	322	3%	36%	32%	0%	12%	0%	0%	0%	3%	1%	1%	1%	1%	1%	0%	0%	0%	0%	0%	0%	0%
196	1073	5%	46%	31%	0%	4%	0%	0%	0%	1%	2%	2%	2%	2%	5%	0%	0%	0%	0%	0%	0%	0%
197	1602	4%	39%	34%	0%	12%	0%	0%	0%	4%	1%	1%	1%	1%	3%	0%	0%	0%	0%	0%	0%	0%
198	93	4%	39%	42%	0%	7%	0%	0%	0%	2%	1%	1%	1%	1%	3%	0%	0%	0%	0%	0%	0%	0%
199	835	4%	46%	36%	0%	3%	0%	0%	0%	1%	1%	1%	1%	1%	3%	0%	0%	0%	0%	0%	0%	0%
200	879	6%	56%	13%	0%	8%	0%	0%	0%	2%	4%	4%	4%	4%	3%	0%	0%	0%	0%	0%	0%	0%
201	1157	5%	55%	13%	0%	8%	0%	0%	0%	2%	4%	4%	4%	4%	3%	0%	0%	0%	0%	0%	0%	0%
202	708	4%	43%	37%	0%	5%	0%	0%	0%	2%	2%	2%	2%	2%	3%	0%	0%	0%	0%	0%	0%	0%
203	1765	3%	36%	34%	0%	5%	0%	0%	0%	1%	1%	1%	1%	1%	1%	0%	0%	0%	0%	0%	0%	0%
204	2664	4%	39%	33%	0%	3%	0%	0%	0%	1%	3%	3%	3%	3%	2%	0%	0%	0%	0%	0%	0%	0%
205	710	6%	56%	24%	0%	4%	0%	0%	0%	1%	2%	2%	2%	2%	4%	0%	0%	0%	0%	0%	0%	0%
206	959	6%	54%	30%	0%	4%	0%	0%	0%	0%	3%	3%	3%	3%	1%	0%	0%	0%	0%	0%	0%	0%
207	5569	5%	54%	23%	0%	0%	0%	0%	0%	0%	3%	3%	3%	3%	1%	0%	0%	0%	0%	0%	0%	0%
208	6322	5%	51%	23%	0%	4%	0%	0%	0%	1%	2%	2%	2%	2%	4%	0%	0%	0%	0%	0%	0%	0%
209	1164	4%	40%	31%	0%	5%	0%	0%	0%	2%	4%	4%	4%	4%	1%	0%	0%	0%	0%	0%	0%	0%
210	272	1%	10%	6%	0%	2%	0%	0%	0%	0%	2%	2%	2%	2%	6%	0%	0%	0%	0%	0%	0%	0%
211	1476	4%	41%	22%	0%	4%	0%	0%	0%	0%	1%	1%	1%	1%	2%	0%	0%	0%	0%	0%	0%	0%
212	1286	4%	41%	32%	0%	5%	0%	0%	0%	1%	2%	2%	2%	2%	4%	0%	0%	0%	0%	0%	0%	0%
213	272	1%	10%	6%	0%	2%	0%	0%	0%	0%	1%	1%	1%	1%	5%	0%	0%	0%	0%	0%	0%	0%
214	1604	4%	42%	23%	0%	4%	0%	0%	0%	0%	2%	2%	2%	2%	2%	0%	0%	0%	0%	0%	0%	0%
215	143	5%	47%	20%	0%	3%	0%	0%	0%	2%	5%	5%	5%	5%	3%	0%	0%	0%	0%	0%	0%	0%
216	429	5%	52%	28%	0%	1%	0%	0%	0%	0%	4%	4%	4%	4%	1%	0%	0%	0%	0%	0%	0%	0%
217	707	5%	56%	23%	0%	4%	0%	0%	0%	1%	2%	2%	2%	2%	4%	0%	0%	0%	0%	0%	0%	0%
218	993	5%	54%	30%	0%	1%	0%	0%	0%	0%	3%	3%	3%	3%	1%	0%	0%	0%	0%	0%	0%	0%

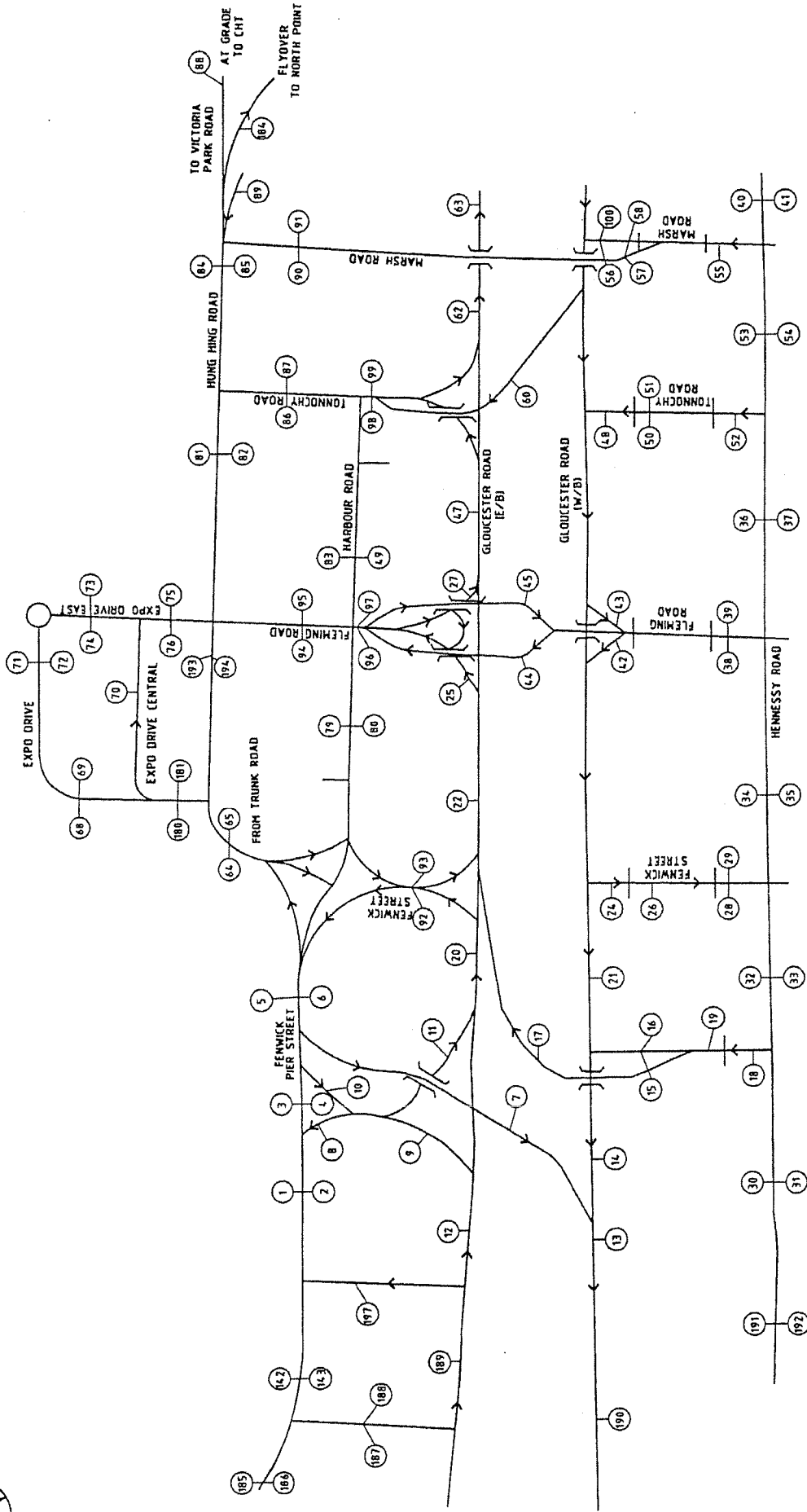
2031 Without Trunk Road Traffic Forecast



WAN CHAI DEVELOPMENT PHASE II - PLANNING AND ENGINEERING REVIEW

LOCATION INDEX FOR 2008 AND 2031 WITHOUT TRUNK ROAD TRAFFIC FORECAST

FIGURE 1



WAN CHAI DEVELOPMENT PHASE II - PLANNING AND ENGINEERING REVIEW

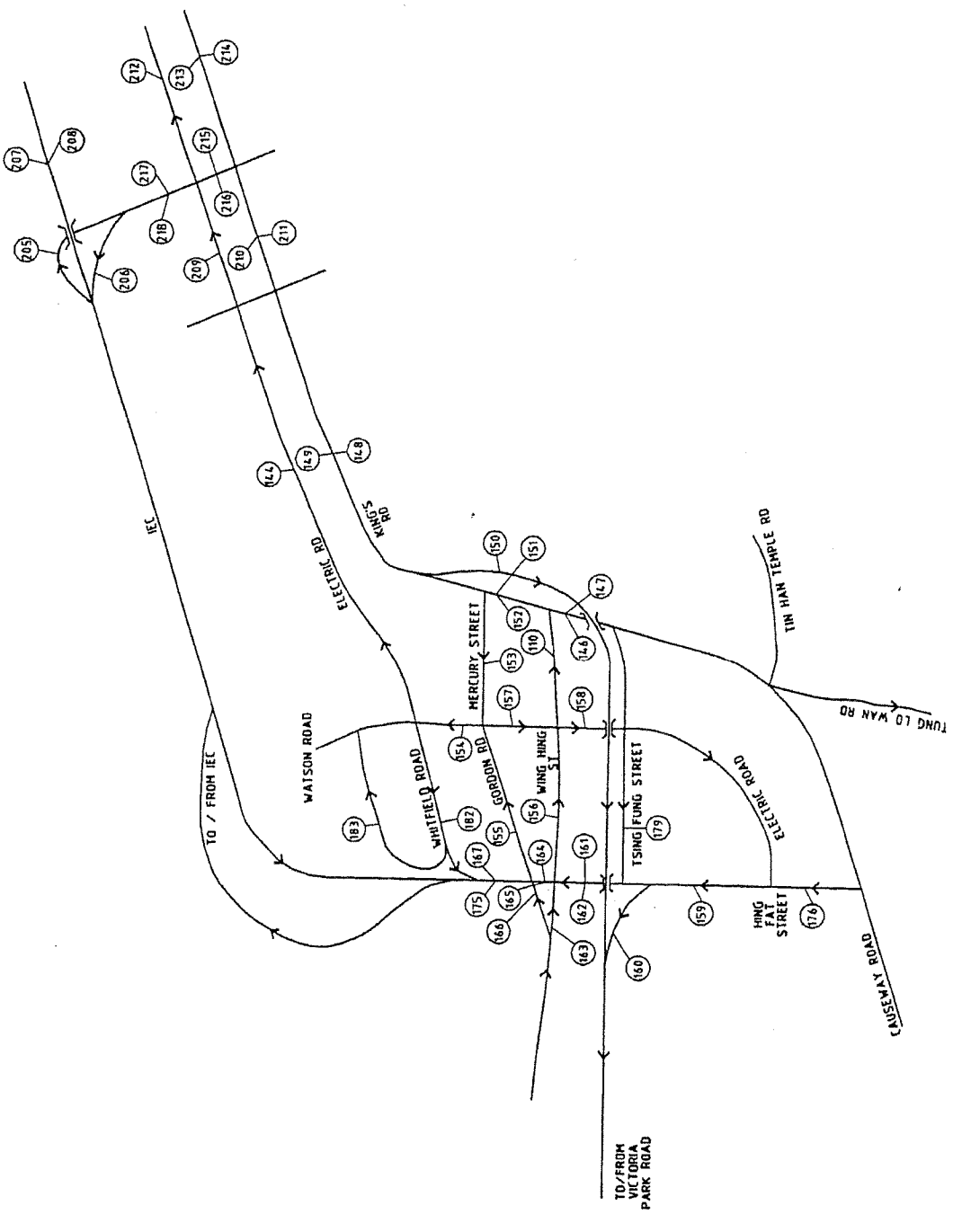


FIGURE 3

LOCATION INDEX FOR 2008 AND 2031 WITHOUT TRUNK ROAD TRAFFIC FORECAST

WAN CHAI DEVELOPMENT PHASE B - PLANNING AND ENGINEERING REVIEW

2031 without WDII EIA Traffic Flows

Link No.	Total (Veh/Hr)	Car%	Taxi%	SPB%	LGV%	HGV%	PT%	Total%
1	1606	74%	16%	5%	0%	5%	0%	100%
2	18	66%	22%	6%	0%	6%	0%	100%
3	1744	47%	43%	5%	2%	3%	0%	100%
4	175	73%	16%	5%	1%	5%	0%	100%
5	1755	47%	43%	5%	2%	3%	0%	100%
6	2648	44%	42%	8%	3%	2%	1%	100%
7	1992	45%	36%	6%	10%	2%	1%	100%
8	52	48%	38%	6%	6%	2%	0%	100%
9	53	48%	38%	8%	6%	0%	0%	100%
10	484	50%	39%	7%	3%	1%	0%	100%
11	524	50%	39%	7%	3%	1%	0%	100%
12	5483	47%	38%	7%	5%	1%	2%	100%
13	8218	41%	41%	7%	5%	3%	3%	100%
14	6682	40%	41%	8%	5%	2%	4%	100%
15	70	37%	29%	10%	10%	1%	13%	100%
16	455	37%	23%	3%	37%	0%	0%	100%
17	1249	58%	28%	5%	6%	1%	2%	100%
18	940	39%	37%	10%	8%	1%	5%	100%
19	79	37%	23%	3%	37%	0%	0%	100%
20	6000	47%	38%	7%	5%	1%	2%	100%
21	6559	44%	39%	7%	4%	2%	4%	100%
22	6601	48%	39%	7%	3%	1%	2%	100%
23	5450	44%	40%	7%	5%	2%	2%	100%
24	1898	42%	37%	7%	7%	3%	4%	100%
25	618	50%	28%	5%	0%	4%	13%	100%
26	1281	41%	36%	7%	7%	4%	5%	100%
27	45	0%	0%	0%	0%	0%	100%	100%
28	25	0%	0%	0%	0%	0%	100%	100%
29	920	43%	32%	6%	8%	3%	8%	100%
30	2115	35%	31%	9%	5%	0%	20%	100%
31	1399	28%	42%	2%	5%	1%	22%	100%
32	1225	28%	26%	7%	6%	1%	32%	100%
33	1132	26%	39%	2%	5%	1%	27%	100%
34	862	8%	14%	24%	7%	3%	44%	100%
35	563	11%	13%	14%	8%	1%	53%	100%
36	715	9%	15%	26%	11%	3%	36%	100%
37	918	22%	25%	11%	13%	1%	28%	100%
38	943	32%	38%	4%	19%	2%	5%	100%
39	556	33%	35%	9%	11%	4%	8%	100%
40	926	10%	17%	29%	5%	2%	37%	100%
41	1109	28%	32%	15%	12%	1%	12%	100%
42	54	35%	37%	6%	20%	2%	0%	100%
43	31	35%	35%	13%	10%	7%	0%	100%
44	875	29%	47%	3%	7%	1%	13%	100%
45	1281	36%	43%	4%	8%	0%	9%	100%
46	6862	45%	37%	6%	7%	1%	4%	100%
47	6069	49%	38%	7%	4%	1%	1%	100%
48	106	43%	37%	2%	12%	6%	0%	100%
49	1685	44%	42%	8%	3%	2%	1%	100%
50	186	41%	34%	3%	13%	6%	3%	100%
51	9	34%	44%	0%	11%	11%	0%	100%
52	768	40%	34%	2%	14%	7%	3%	100%
53	617	5%	10%	22%	7%	3%	53%	100%
54	1312	26%	30%	14%	12%	1%	17%	100%
55	721	32%	40%	15%	9%	1%	3%	100%
56	28	29%	28%	7%	18%	0%	18%	100%
57	452	20%	40%	27%	9%	0%	4%	100%
58	749	30%	49%	11%	10%	0%	0%	100%
59	8346	44%	16%	10%	15%	7%	7%	100%
60	1868	66%	14%	11%	5%	1%	3%	100%
61	6527	65%	14%	10%	6%	2%	3%	100%
62	5300	67%	15%	11%	4%	1%	2%	100%
63	5300	67%	15%	11%	4%	1%	2%	100%
64	1340	49%	38%	7%	5%	1%	0%	100%
65	2068	54%	33%	5%	4%	4%	0%	100%
68	266	24%	19%	10%	27%	20%	0%	100%
69	252	52%	41%	7%	0%	0%	0%	100%
70	484	46%	37%	17%	0%	0%	0%	100%
71	266	25%	19%	9%	27%	20%	0%	100%
72	441	59%	36%	5%	0%	0%	0%	100%
73	955	41%	33%	16%	4%	3%	3%	100%
74	914	57%	34%	5%	0%	0%	4%	100%
75	955	41%	33%	16%	4%	3%	3%	100%
76	404	54%	33%	5%	0%	0%	8%	100%
79	1032	47%	43%	5%	2%	3%	0%	100%
80	958	44%	42%	9%	2%	2%	1%	100%

Link No.	Total (Veh/Hr)	Car%	Taxi%	SPB%	LGV%	HGV%	PT%	Total%
81	1613	43%	35%	17%	3%	2%	0%	100%
82	1518	55%	33%	6%	3%	3%	0%	100%
83	1053	42%	38%	4%	5%	7%	4%	100%
84	2605	40%	32%	15%	6%	4%	3%	100%
85	616	54%	32%	5%	3%	3%	3%	100%
86	1872	38%	31%	15%	7%	5%	4%	100%
87	45	34%	20%	2%	0%	0%	44%	100%
88	200	5%	16%	40%	2%	0%	37%	100%
89	46	39%	30%	15%	9%	7%	0%	100%
90	420	21%	39%	26%	9%	0%	5%	100%
91	603	30%	50%	10%	10%	0%	0%	100%
92	1118	45%	41%	4%	4%	6%	0%	100%
93	460	42%	40%	8%	6%	4%	0%	100%
94	1970	61%	13%	10%	5%	1%	10%	100%
95	1351	56%	12%	9%	7%	2%	14%	100%
96	1934	60%	13%	10%	6%	1%	10%	100%
97	1961	60%	13%	10%	7%	2%	8%	100%
98	2522	41%	34%	16%	4%	3%	2%	100%
99	267	52%	31%	4%	3%	3%	7%	100%
100	54	44%	48%	6%	2%	0%	0%	100%
110	769	52%	27%	10%	3%	2%	6%	100%
112	1066	56%	28%	4%	7%	1%	4%	100%
113	1553	58%	31%	4%	2%	2%	3%	100%
114	4971	42%	31%	8%	11%	7%	1%	100%
115	6132	52%	28%	3%	13%	1%	3%	100%
117	1658	51%	34%	3%	4%	3%	5%	100%
118	1658	51%	34%	3%	4%	3%	5%	100%
119	902	48%	36%	5%	5%	1%	5%	100%
120	2290	49%	26%	7%	3%	3%	12%	100%
121	677	31%	20%	7%	6%	5%	31%	100%
122	1139	54%	28%	7%	3%	4%	4%	100%
123	1279	58%	9%	9%	4%	3%	17%	100%
124	2578	44%	30%	7%	3%	4%	12%	100%
125	1520	44%	33%	5%	9%	1%	8%	100%
126	1456	52%	40%	5%	3%	0%	0%	100%
127	7393	43%	32%	7%	10%	5%	3%	100%
128	1167	44%	10%	7%	21%	9%	9%	100%
129	9350	39%	24%	9%	16%	6%	6%	100%
131	2037	44%	37%	6%	8%	4%	1%	100%
132	861	65%	14%	10%	6%	2%	3%	100%
133	4380	66%	14%	11%	5%	2%	2%	100%
134	1159	67%	15%	11%	6%	1%	0%	100%
135	1334	58%	13%	10%	9%	2%	8%	100%
136	1194	49%	24%	9%	8%	5%	5%	100%
137	1232	64%	14%	10%	2%	1%	9%	100%
138	978	63%	13%	10%	9%	2%	3%	100%
140	7198	53%	28%	3%	12%	1%	3%	100%
141	6524	46%	31%	7%	9%	6%	2%	100%
142	440	47%	38%	7%	7%	1%	0%	100%
143	647	48%	38%	6%	7%	1%	0%	100%
144	1058	45%	32%	7%	6%	7%	3%	100%
145	1722	66%	7%	7%	8%	10%	2%	100%
146	209	0%	0%	0%	0%	0%	100%	100%
147	2052	53%	23%	6%	4%	3%	11%	100%
148	1952	50%	24%	6%	4%	3%	13%	100%
149	332	20%	11%	4%	1%	1%	63%	100%
150	652	53%	28%	3%	4%	2%	10%	100%
151	1286	46%	24%	9%	4%	3%	14%	100%
152	282	14%	7%	3%	1%	1%	74%	100%
153	47	48%	26%	9%	11%	6%	0%	100%
154	1775	54%	27%	6%	6%	5%	2%	100%
155	1843	52%	26%	6%	7%	5%	4%	100%
156	992	45%	34%	8%	7%	1%	5%	100%
157	88	27%	14%	3%	6%	5%	45%	100%
158	174	44%	22%	5%	3%	3%	23%	100%
159	2446	48%	34%	6%	4%	4%	4%	100%
160	746	49%	39%	4%	2%	3%	3%	100%
161	260	52%	35%	2%	8%	3%	0%	100%
162	2072	52%	29%	7%	4%	4%	4%	100%
163	338	51%	39%	5%	4%	1%	0%	100%
164	914	44%	33%	7%	8%	2%	6%	100%
165	2072	52%	29%	7%	4%	4%	4%	100%
166	564	46%	35%	5%	5%	1%	8%	100%
167	1674	55%	28%	4%	7%	3%	3%	100%
172	1541	61%	13%	10%	2%	1%	13%	100%
173	3751	62%	13%	10%	5%	1%	9%	100%
174	3695	50%	16%	9%	12%	6%	7%	100%

Link No.	Total (Veh/Hr)	Car%	Taxi%	SPB%	LGV%	HGV%	PT%	Total%
175	1553	58%	31%	4%	2%	2%	3%	100%
176	2293	49%	34%	6%	4%	4%	3%	100%
177	252	53%	29%	4%	2%	5%	7%	100%
178	1080	83%	0%	7%	6%	3%	1%	100%
179	372	75%	14%	7%	2%	2%	0%	100%
180	556	42%	33%	16%	5%	4%	0%	100%
181	247	56%	34%	6%	2%	2%	0%	100%
182	633	53%	26%	6%	7%	8%	0%	100%
183	193	52%	25%	6%	8%	9%	0%	100%
184	1707	40%	31%	11%	11%	8%	0%	100%
185	739	48%	38%	6%	7%	1%	0%	100%
186	93	28%	23%	11%	4%	3%	31%	100%
187	147	31%	24%	12%	8%	5%	20%	100%
188	932	44%	35%	16%	3%	2%	0%	100%
189	7687	60%	31%	2%	4%	2%	1%	100%
190	9343	40%	41%	8%	5%	3%	3%	100%
191	2476	33%	30%	8%	7%	0%	22%	100%
192	2451	36%	37%	6%	3%	2%	16%	100%
193	726	41%	34%	16%	5%	3%	1%	100%
194	1818	57%	34%	5%	2%	2%	0%	100%
197	1620	43%	34%	16%	4%	3%	0%	100%
200	1137	62%	13%	10%	11%	3%	1%	100%
201	1161	60%	13%	10%	13%	3%	1%	100%
202	1412	48%	38%	6%	7%	1%	0%	100%
203	3141	42%	37%	7%	4%	2%	8%	100%
204	3024	43%	33%	4%	10%	2%	8%	100%
205	708	62%	24%	5%	5%	4%	0%	100%
206	958	59%	30%	1%	9%	1%	0%	100%
207	5816	44%	32%	7%	10%	6%	2%	100%
208	6240	52%	28%	3%	12%	1%	3%	100%
209	1164	44%	31%	7%	6%	6%	6%	100%
210	272	11%	6%	2%	2%	2%	78%	100%
211	1476	45%	22%	6%	7%	4%	17%	100%
212	1286	45%	32%	7%	6%	6%	6%	100%
213	272	11%	6%	2%	2%	2%	78%	100%
214	1603	46%	23%	6%	6%	4%	16%	100%
215	143	52%	20%	4%	14%	10%	0%	100%
216	429	57%	28%	1%	13%	1%	1%	100%
217	707	61%	23%	5%	6%	4%	0%	100%
218	993	59%	30%	1%	10%	1%	0%	100%