

Appendix A

Mitigation Measures Implementation Schedule

Appendix A
Mitigation Measures Implementation Schedule

EIA Ref.	Mitigation Measures	Objectives of Proposed Measures	Location/Duration of Measures/Timing of Completion of Measures	Implementation Agent(s)	Implementation Stage			Relevant Legislation & Guidelines
					Design	Construction	Operation	
4.9.2	To avoid potential impacts to the egretty and the associated habitats, the proposed layout and gabion structures shown in Figures 2.2A, 2.2B and 2.4 of the EIA shall be adopted. The bypass culvert design shall ensure that continuous flow of the existing unmodified stream is maintained. Reprovide the stream section affected by the bypass culvert with gabion banks and natural substrates as stream bed materials.	Minimize loss of egretty, stream and conservation area, and the associated ecological habitats	Design Stage Refer to Figures 2.2A, 2.2B and 2.4 for locations	Detailed Design Engineer	✓	✓		Environmental Impact Assessment Ordinance (EIAO)
4.9.7	Chain link fence to be provided along the site boundary near the CA zone and Ho Pui Egretty (Figure 4.13). Prohibit the disturbance of vegetation outside the site boundary. Signage to be provided at conspicuous location to warn workers from entering and disturbing the sensitive areas.	Minimize the disturbance and access to the CA zone and Ho Pui Egretty during construction	Construction Stage at locations shown in Figure 4.13 of the EIA before commencement of bypass culvert construction	Construction Contractor	✓			EIAO
4.9.8	Compensatory planting of about 148 heavy standard size trees (in 2:1 ratio) for the approximately 74 trees to be felled.	Compensatory planting of trees that inevitably need to be felled	Construction Stage at locations shown in Figures 4.13, LP-001 and LP-002 of the EIA before commencement of operation stage	Construction Contractor	✓			EIAO
4.9.9 & Table 4.35	Planting an area (855 m ²) of appropriate tree and bamboo species as shown in Figure 4.13: <i>Bambusa eulalioides</i> 40% of total species <i>Cinnamomum camphora</i> 15% of total species <i>Celtis tetranda</i> 15% of total species <i>Ficus virens</i> 15% of total species <i>Ficus microcarpa</i> 15% of total species	Replace lost vegetation and conservation area by enhancing a stream side area for egrets	Construction Stage at locations shown in Figure 4.13 of the EIA before commencement of operation stage	Construction Contractor	✓			EIAO

Ecological Impact Mitigation								
EIA Ref.	Mitigation Measures	Objectives of Proposed Measures	Location/Duration of Measures/Timing of Completion of Measures	Implementation Agent(s)	Implementation Stage			Relevant Legislation & Guidelines
					Design	Construction	Operation	
4.9.2 (ii)	Potentially adverse impacts arising from the maintenance of the channelized sections will be minimized by restricting routine channel maintenance to annual silt removal by hand or light machinery during the dry season (October to March). The management of woody / emergent vegetation will be limited to manual cutting, to be carried out only when unchecked growth of such vegetation is very likely to impede channel flow.	Minimize impacts arising from the maintenance of KT13	KT13 during Operation Stage	DSD (or DSD's maintenance contractor)			✓	EIAO

Noise Impact Mitigation		Mitigation Measures	Objectives of Proposed Measures	Location/Duration of Measures/Timing of Completion of Measures	Implementation Agent(s)	Implementation Stage			Relevant Legislation & Guidelines	
						Design	Construction	Operation		
EIA Ref.										
5.5.22	<p><u>Level 1 Mitigation Measure</u></p> <p>Plant to be used in the construction phase are listed in Appendix F1 of the EIA. Quiet and silenced plant should be used (Appendix F2).</p> <p>No nighttime works will be carried out.</p>	Prevent noise impact at sensitive receivers	To be implemented at the works sites during the Construction Phase.	Construction Contractor		✓		EIAO		
5.5.23 5.5.24	<p><u>Level 2 Mitigation Measure</u></p> <p>Temporary noise barrier of minimum height 3m should be erected along the site boundary of the construction work which is closest to the NSRs. These barriers shall be gap free apart from the necessary entrances/exits. The overall length for which noise barriers are required is shown in Figure 5.3. These barriers shall be constructed in such a way that no construction works and PME are visible from the low rise noise sensitive receivers they protect. A minimum surface density of 10 kg/m² is required. Where the affected sensitive receivers are very close to the construction works so that they cannot be adequately screened by the proposed temporary noise barrier as described on Figure 5.3, the Contractor is required to fully or partially modify the design of the temporary noise barriers, such as adding cantilevered portion or the use of mobile barrier, to screen the construction works away from the line of sight of the affected sensitive receivers.</p>	Prevent noise impact at sensitive receivers	To be implemented at the works sites during the Construction Phase (see Figure 5.3).	Construction Contractor		✓		EIAO		

Air Quality Impact Mitigation		Objectives of Proposed Measures	Location/Duration of Measures/Timing of Completion of Measures	Implementation Agent(s)	Implementation Stage			Relevant Legislation & Guidelines
					Design	Construction	Operation	
6.5.12	<p>Mitigation Measures</p> <p>Dust Mitigation Measures</p> <p>The Contractor shall prevent dust nuisance arising from the construction activities. The Contractor is required to follow all the requirements for dust control stipulated in the Air Pollution Control (Construction Dust) Regulation. Dust suppression measures should be installed as part of proper construction practice, and these should be incorporated in the Contract Specification and implemented to minimize dust nuisance to within acceptable levels. The following are examples of the dust suppression measures:</p> <ul style="list-style-type: none"> (i) The Contractor shall frequently clean and water the site to minimize fugitive dust emissions. (ii) Effective water sprays shall be used during the delivery and handling of aggregate, and other similar materials, when dust is likely to be created and to dampen all stored materials during dry and windy weather. (iii) Watering of exposed surfaces shall be exercised as often as possible depending on the circumstances. (iv) Areas within the site where there is a regular movement of vehicles must be regularly watered as often as necessary for effective suppression of dust or as often as directed by the Engineer. (v) Where dusty material are being discharged to vehicle from a conveying system at a fixed transfer point, a three-sided roofed enclosure with a flexible curtain across the entry shall be provided. Exhaust fans shall be provided for this enclosure and vented to a suitable fabric filter system. 	Prevent dust / odour nuisance	To be implemented at the works sites during the Construction Phase.	Construction Contractor		✓		Air Pollution Control Ordinance [Air Pollution Control (Construction Dust) Regulation]

EIA Ref.	Mitigation Measures	Objectives of Proposed Measures	Location/Duration of Measures/Timing of Completion of Measures	Implementation Agent(s)	Implementation Stage			Relevant Legislation & Guidelines
					Design	Construction	Operation	
6.5.12 (cont'd)	<p>(vi) The Contractor shall restrict all motorised vehicles within the site, excluding those on public roads, to a maximum speed of 15 km per hour and confine haulage and delivery vehicles to designated roadways inside the site.</p> <p>(vii) Wheel washing facilities shall be installed and used by all vehicles leaving the site. No earth, mud, debris, dust and the like shall be deposited on public roads. Water in the wheel clearing facility shall be changed at frequent intervals and sediments shall be removed regularly. The Contractor shall submit details of proposals for the wheel cleaning facility. Such wheel washing facilities shall be usable prior to any earthworks excavating activity on the site. The Contractor shall also provide a hard-surfaced road between any washing facility and the public road.</p> <p>(viii) All vehicle exhausts should be directly vertically upwards or directed away from the ground.</p> <p>(ix) Any materials dropped on paved roads will need to be cleaned up immediately to prevent dust nuisance.</p> <p><i>Odour Mitigation Measures</i></p> <p>(x) Any odorous excavated material should be placed away from sensitive receivers. The material shall be removed within 1 day.</p> <p>(xi) Any odorous material stockpiled should be of the shortest duration. Also, all stockpiled materials must be stored in covered skips. Any leachate from these storage skips shall be collected in covered tanks or buckets and removed from site with toilet waste by licensed collectors for discharging to government sewer.</p>							

Air Quality Impact Mitigation								
EIA Ref.	Mitigation Measures	Objectives of Proposed Measures	Location/Duration of Measures/Timing of Completion of Measures	Implementation Agent(s)	Implementation Stage			Relevant Legislation & Guidelines
					Design	Construction	Operation	
6.5.4	No on-site concrete batching plant shall be erected.	Prevent dust nuisance	To be implemented at the works sites during the construction phase		✓			Air Pollution Control Construction Dust Regulation
6.5.13	During the Operation Phase, excavated sediment deposits should be regularly removed from the channel to maintain adequate water flow as well as to remove odourous materials. Potentially odourous materials should be stockpiled for the minimum time possible and away from ASRs. The material should be stored in covered impermeable skips and removed from site within 1 day.	Prevent odor nuisance during operation phase	To be implemented along KT13 during the Operation Phase.	DSD's Maintenance Contractor			✓	

Water Quality Impact Mitigation

EIA Ref.	Mitigation Measures	Objectives of Proposed Measures	Location/Duration of Measures/Timing of Completion of Measures	Implementation Agent(s)	Implementation Stage			Relevant Legislation & Guidelines
					Design	Construction	Operation	
7.5.5 - 7.5.7	<p>Temporary earth bunds and sand barriers should be used to direct stormwater run-off to temporary settlement area. The settlement area should be within the channel itself. A cofferdam should be formed to keep the working area dry. The channel will be dug out to a depth of around 1 – 2m for a length of approximately 12m, to form a sedimentation area. The volume will be approximately 50m³ (with a channel width of 3.5m).</p> <p>Sediment flowing downstream should settle in this settlement pond, while run-off from the surface should be channel through a local site drainage system into the settlement area. The settlement area should be maintained and the deposited materials should be removed regularly, at the onset of and after each rainstorm to ensure proper functioning at all times. No sediment removal shall be allowed in rainy weather.</p> <p>Open stockpiles susceptible to erosion should be covered with tarpaulin or similar fabric, especially during the wet season (Apr-Sep) or when heavy rainstorm is predicted.</p>	Prevent additional pollution load being added to stream due to KT13 works (site formation)	To be implemented at the works sites during the Construction Phase.	Construction Contractor	✓			Water Pollution Control Ordinance ProPECC Note (PN 1/94)
7.5.8 - 7.5.10	<p>The Contractor should provide temporary drainage diversion during construction to ensure continuous water flow to the unmodified portion of the stream. The use of containment structure such as temporary earth bunds, sand bags, sheepile barriers or similar techniques is recommended to facilitate a dry or at least confined excavation within watercourses.</p> <p>Excavated sediment from streams and channel is likely to be wet and contaminated. The material should be stored in covered impermeable skips and disposed on the same day, or within 1 day, to avoid both odour and inadvertent release of contaminants to nearby water bodies.</p>	Prevent additional pollution load being added to stream due to KT13 works (stream diversion and dredging)	To be implemented at the works sites during the Construction Phase.	Construction Contractor	✓			Water Pollution Control Ordinance ProPECC Note (PN 1/94)

Water Quality Impact Mitigation

EIA Ref.	Mitigation Measures	Objectives of Proposed Measures	Location/Duration of Measures/Timing of Completion of Measures	Implementation Agent(s)	Implementation Stage			Relevant Legislation & Guidelines
					Design	Construction	Operation	
7.5.11 - 7.5.12	<p>Runoff should be carefully channelled to prevent concrete-contaminated water from entering watercourses. Adjustment of pH can be achieved by adding a suitable neutralising reagent to wastewater prior to discharge. Re-use of the supernatant from the sediment pits for washing out of concrete lorries should be practised.</p> <p>Any exceedance of acceptable range of pH levels in the nearby water bodies caused by inadvertent release of site runoff containing concrete should be monitored and rectified under the EM&A programme for this Project.</p>	Prevent additional pollution load being added to stream due to KT13 works (concreting work)	To be implemented at the works sites during the Construction Phase.	Construction Contractor	✓			Water Pollution Control Ordinance ProPECC Note (PN 1/94)
7.5.13	<p>Any Contractor generating waste oil or other chemicals as a result of his activities should register as a chemical waste producer and provide a safe storage area for chemicals on site. The storage site should be located away from existing water courses. Hard standing compounds should drain via an oil interceptor. To prevent spillage of fuels or other chemicals to water courses, all fuel tanks and storage areas should be sited on sealed areas, within a bund of a capacity equal to 110% of the storage capacity of the largest tank. Disposal of the waste oil should be done by a licensed collector. Oil interceptors should be regularly inspected and cleaned to avoid wash-out of oil during storm conditions. A bypass should be provided to avoid overload of the interceptors' capacity. Good housekeeping practices should be implemented to minimise careless spillage and to keep the storage and the work space in a tidy and clean condition. Appropriate training including safety codes and relevant manuals should be given to the personnel who regularly handle the chemicals on site.</p>	Prevent additional pollution load being added to stream due to KT13 works (site workshop or depot)	To be implemented at the works sites during the Construction Phase.	Construction Contractor	✓			Water Pollution Control Ordinance ProPECC Note (PN 1/94)

Water Quality Impact Mitigation

EIA Ref.	Mitigation Measures	Objectives of Proposed Measures	Location/Duration of Measures/Timing of Completion of Measures	Implementation Agent(s)	Implementation Stage			Relevant Legislation & Guidelines
					Design	Construction	Operation	
7.5.14 - 7.5.15	<p>Sewage arising from the additional population of workers on site should be collected in a suitable storage facility, such as portable chemical toilets. An adequate number of portable toilets should be provided for the construction workforce. The portable toilets should be maintained in a state that will not deter the workers from using them. The collected wastewater from sewage facilities and also from eating areas or washing facilities must be disposed of properly, in accordance with the WPCO requirements. Wastewater collected should be discharged into foul sewers and collected by licensed collectors.</p> <p>Either chemical toilets or other types of sewage treatment facilities without local discharge of wastewater shall be used to handle the foul water effluent arising from the project sites.</p>	Prevent additional pollution load being added to stream due to KT13 works (wastewater from workers)	To be implemented at the works sites during the Construction Phase.	Construction Contractor		✓		Water Pollution Control Ordinance ProPECC Note (PN 1/94)

Waste Management

EIA Ref.	Mitigation Measures	Objectives of Proposed Measures	Location/Duration of Measures/Timing of Completion of Measures	Implementation Agent(s)	Implementation Stage			Relevant Legislation & Guidelines
					Design	Construction	Operation	
8.2.5	All construction wastes shall be sorted on site into inert and non-inert components. Non-inert materials (wood, glass and plastics) shall be recycled or reused and disposed to NENT Landfill as a last resort. Inert materials (soil, rubble, sand, rock, brick and concrete) shall be separated and reused on site prior to final disposal at the public filling facility at Tuen Mun Area 38.	Waste reduction, re-use, recycling and proper disposal	Throughout the construction sites during the Construction Phase	Construction Contractor	✓			WBTC No. 12/2000 ETWB TCW No. 33/2002 19/2005 31/2004
8.2.7	Any excavated material from the stream shall be removed within 1 day of excavation, taking measures to reduce odour and potential runoff.	Waste reduction, re-use, recycling and proper disposal	Throughout the construction sites during the Construction Phase	Construction Contractor	✓			WBTC No. 12/2000 ETWB TCW No. 33/2002 19/2005 31/2004
8.2.13 & 8.2.18 & 8.3.3	The excavated sediments shall be managed in accordance with ETWB TCW No. 34/2002 and WBTC No. 12/2000. The excavated sediment shall be disposed to marine disposal sites allocated by the Marine Fill Committee (MFC) – Pit IVa / Pit IVb of the East Sha Chau facility as capping material for Type 1 disposal and Pit IVc of the East Sha Chau facility for Type 2 disposal. The general allocation conditions as stipulated by the MFC shall be followed.	To properly manage the excavated sediment	Proposed works area during the Construction Phase	Construction Contractor	✓			WBTC No. 12/2000 ETWB TCW No. 34/2002 Dumping at Sea Ordinance
8.2.20	Dry concrete waste shall be sorted out from the other wastes and recycled at Tuen Mun Area 38 to form aggregates for road sub-base.	Waste reduction, re-use, recycling and proper disposal	Throughout the construction sites during the Construction Phase	Construction Contractor	✓			WBTC No. 12/2000 ETWB TCW No. 33/2002 19/2005 31/2004
8.2.22 & 8.2.24	Hoarding, shutters, form works and false works made of reusable materials such as steel or plastic / concrete panels shall be used as a preferred alternative to non-reusable materials such as wood and timber, with reference to WBTC No. 19/2001 - Metallic Site Hoarding and Signboards.	Waste reduction, re-use, recycling and proper disposal	Throughout the construction sites during the Construction Phase	Construction Contractor	✓			WBTC No. 19/2001

Waste Management		Mitigation Measures	Objectives of Proposed Measures	Location/Duration of Measures/Timing of Completion of Measures	Implementation Agent(s)	Implementation Stage			Relevant Legislation & Guidelines
						Design	Construction	Operation	
8.2.25	Where the construction processes produce chemical waste, the contractor must register with EPD as a Chemical Waste Producer. Storage, handling, transport and disposal of chemical waste shall be arranged in accordance with the Code of Practice on the Packaging, Labelling and Storage of Chemical Wastes published by EPD. All chemical waste shall be collected by a licensed collector for disposal at a licensed chemical waste treatment facility.	Waste reduction, re-use, recycling and proper disposal of chemical waste	Throughout the construction sites during the Construction Phase	Construction Contractor		✓		Waste Disposal Ordinance Waste Disposal (Chemical Waste) (General Regulation)	
8.2.29									
8.2.30	Silted sediments from wheel wash facilities should be dried and disposed of in the same way as inert excavated material.	Waste reduction, re-use, recycling and proper disposal	Throughout the construction sites during the Construction Phase	Construction Contractor		✓		WBTC No. 12/2000 ETWB TCW No. 33/2002 19/2005 31/2004	
8.2.32	A temporary refuse collection station shall be set up by the Contractor. Municipal waste shall be collected regularly and delivered to the North East New Territories (NENT) Landfill.	Waste reduction, re-use, recycling and proper disposal	Throughout the construction sites during the Construction Phase	Construction Contractor		✓		Waste Disposal Ordinance Public Health and Municipal Services Ordinance	
8.4.2	Appropriate waste management measures should be incorporated as part of the Environmental Management Plan (EMP) to be prepared and implemented by the Contractor.	Waste reduction, re-use, recycling and proper disposal	Throughout the construction sites during the Construction Phase	Construction Contractor		✓		ETWB TCW No. 19/2005	
8.4.3	Training of construction staff should be undertaken by the Contractor in order to increase awareness of waste management issues.	Waste reduction, re-use, recycling and proper disposal	Throughout the construction sites during the Construction Phase	Construction Contractor		✓		ETWB TCW No. 19/2005	
8.3.4 & 8.4.9	The Contractor shall refer and strictly follow the requirements stipulated in the ETWB TCW No. 31/2004 – Trip Ticket System for Disposal of Construction and Demolition Materials.	Waste reduction, re-use, recycling and proper disposal	Throughout the construction sites during the Construction Phase	Construction Contractor		✓		ETWB TCW No. 31/2004	





Cultural Heritage								
EIA Ref.	Mitigation Measures	Objectives of Proposed Measures	Location/Duration of Measures/Timing of Completion of Measures	Implementation Agent(s)	Implementation Stage			Relevant Legislation & Guidelines
					Design	Construction	Operation	
Table 9.3	<p>A condition survey will be required before and during the construction phase to ensure the structure of the identified historic grave (KT13-02-02) remains intact.</p> <p>Measures will have to be taken to ensure the structural stability of the identified historic grave (KT13-02-02). Details will be presented in the condition survey.</p>	To ensure the structure of the identified historic grave (KT13-02-02) remains intact during construction phase	Historic grave (KT13-02-02) / Before and during construction of the bypass culvert	Construction Contractor / Qualified archaeologist to conduct condition survey	✓			EIAO

Landscape/Visual Impact Mitigation

EIA Ref.	Mitigation Measures	Objectives for Proposed Measures	Location/Duration of Measures/Timing of Completion of Measures	Implementation Agent(s)	Implementation Stage		Relevant Legislation & Guidelines
					Design	Construction / Operation	
Table 10.2	<p>CONSTRUCTION PHASE</p> <p>CM1 Topsoil, where identified, should be stripped and stored for re-use in the construction of the soft landscape works, where practical.</p> <p>CM2 Temporary access to site should be planned with care and located to minimize disturbance to existing riparian vegetation.</p> <p>CM3 Existing trees to be retained on site should be carefully protected during construction.</p> <p>CM4 Trees unavoidably affected by the works should be transplanted where practical.</p> <p>CM5 Compensatory tree planting should be provided to compensate for felled trees.</p> <p>CM6 Erection of decorative screen hoarding compatible with the surrounding rural setting.</p>	Improves visual quality of project area and proposed works	To be implemented along KT13 works area during the Construction Phase.	Construction Contractor	✓		Works Bureau Technical Circular No. 14/2002
Table 10.3, Figures LP-001 & LP-002	<p>OPERATION PHASE</p> <p>OM1 Buffer planting of trees and shrubs to screen off and blend in the channel with the adjacent settings</p> <p>OM2 Compensation planting of tree and bamboo species as recommended in Ecological Assessment compensates and reinstates riparian woodland disturbed on top of hydrosedding.</p> <p>OM3 Gabion embankment and substratum for natural colonization of vegetation</p> <p>OM4 Chromatic treatment of vehicular and pedestrian crossing to match adjacent setting.</p> <p>OM5 Aesthetic/ Quality design to re-provision of sitting out area of Ma On Kong.</p> <p>OM6 Approximate 50m stretch of grasscrete lined maintenance access road within CA zone.</p>	Improved visual quality of proposed project	To be implemented along KT13 as shown in Figures LP-001 & LP-002 during Construction Phase / To be completed before commencement of Operation	Construction Contractor	✓		WBTC No. 14/2002 & ETWBTC No. 2/2004

Landscape/Visual Impact Mitigation		Objectives for Proposed Measures	Location/Duration of Measures/Timing of Completion of Measures	Implementation Agent(s)	Implementation Stage			Relevant Legislation & Guidelines							
EIA Ref.	Mitigation Measures				Design	Construction	Operation								
10.8.18 Figures LP-001, LP-002 & 4.13	<p>Compensatory planting of trees and bamboos with requirements as below.</p> <table border="1"> <tr> <td>Size of compensatory tree planting</td> <td>At least heavy standard size</td> </tr> <tr> <td>Quantity of compensatory tree planting</td> <td>2 times of the tree to be felled (approximately 148 nos. of tree to be compensated)</td> </tr> <tr> <td>Proposed species</td> <td><i>Bambusa eutuldoides</i>* <i>Celtis tetranda</i> <i>Cinnamomum camphora</i> <i>Ficus virens</i> <i>Ficus microcarpa</i></td> </tr> <tr> <td>Requirements*</td> <td>To ensure the right species of bamboo is planted, an experience botanist shall be acquired by the Contractor to source the correct bamboo species. In addition, the bamboos should have a minimum stem diameter of 8-10 cm and clump size of 5 shoots per plant.</td> </tr> </table>	Size of compensatory tree planting	At least heavy standard size	Quantity of compensatory tree planting	2 times of the tree to be felled (approximately 148 nos. of tree to be compensated)	Proposed species	<i>Bambusa eutuldoides</i> * <i>Celtis tetranda</i> <i>Cinnamomum camphora</i> <i>Ficus virens</i> <i>Ficus microcarpa</i>	Requirements*	To ensure the right species of bamboo is planted, an experience botanist shall be acquired by the Contractor to source the correct bamboo species. In addition, the bamboos should have a minimum stem diameter of 8-10 cm and clump size of 5 shoots per plant.	To address both landscape / visual and ecological mitigation needs	To be implemented along KT13 as shown in Figures LP-001 and LP-002 (with reference to Figure 4.13) during Construction Phase / To be completed before commencement of Operation	Construction Contractor	✓		WBTC No. 14/2002 & ETWBTC No. 2/2004
Size of compensatory tree planting	At least heavy standard size														
Quantity of compensatory tree planting	2 times of the tree to be felled (approximately 148 nos. of tree to be compensated)														
Proposed species	<i>Bambusa eutuldoides</i> * <i>Celtis tetranda</i> <i>Cinnamomum camphora</i> <i>Ficus virens</i> <i>Ficus microcarpa</i>														
Requirements*	To ensure the right species of bamboo is planted, an experience botanist shall be acquired by the Contractor to source the correct bamboo species. In addition, the bamboos should have a minimum stem diameter of 8-10 cm and clump size of 5 shoots per plant.														

LEGEND:

- CURRENT ALIGNMENT OF THE PROPOSED KT13
 -  HO PUI EGRETRY
 -  PROPOSED LOCATION OF SCREEN PLANTING *Bambusa eutuldoides* GROWN IN STAGGERED DOUBLE ROW)
 -  PROPOSED COMPENSATORY TREE PLANTING AREA
 -  CONSERVATION AREA DENOTED ON OUTLINE ZONING PLAN
 - 100m BUFFER DISTANCE FROM THE AFFECTED HO PUI EGRETRY AND CONSERVATION AREA WHERE CONSTRUCTION WORKS SHOULD NOT BE CARRIED OUT FROM 1ST MARCH TILL END OF MAY (AND IF EGRET NESTS ARE FOUND NO WORKS PERIOD EXTENDED TILL END OF SEPTEMBER)
 - PROPOSED FENCING ALONG SITE BOUNDARY NEAR CONSERVATION AREA ZONE AND HO PUI EGRETRY
- OUTLINE ZONING PLAN S/YL-KTS/9 ZONING
- AGR - AGRICULTURAL USE
 - CA - CONSERVATION AREA
 - V - VILLAGE TYPE DEVELOPMENT



YUEN LONG, KAM TIN,
NGAU TAM MEI AND TIN SHUI WAI
DRAINAGE IMPROVEMENT, STAGE1, PHASE 2B

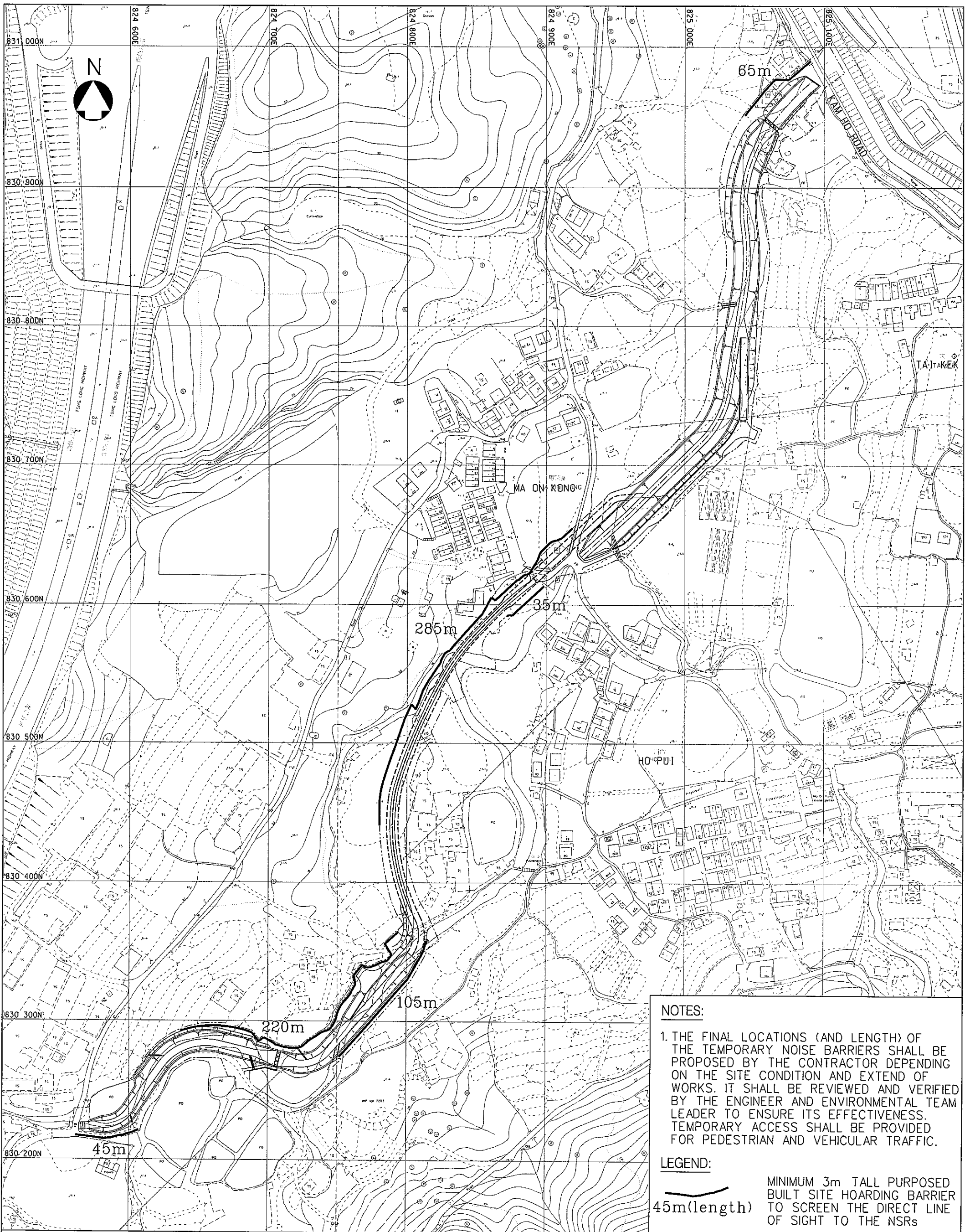


BLACK & VEATCH HONG KONG LIMITED
博威工程顧問有限公司

Title :

**PROPOSED MITIGATION MEASURES
FOR ECOLOGICAL IMPACT**

Figure No. 4.13	Revision 0
Reference -	File Name 3820470201-144.DGN
Prepared MC	Checked KIL
Date MAY. 2006	Scale 1 : 2500



NOTES:

1. THE FINAL LOCATIONS (AND LENGTH) OF THE TEMPORARY NOISE BARRIERS SHALL BE PROPOSED BY THE CONTRACTOR DEPENDING ON THE SITE CONDITION AND EXTEND OF WORKS. IT SHALL BE REVIEWED AND VERIFIED BY THE ENGINEER AND ENVIRONMENTAL TEAM LEADER TO ENSURE ITS EFFECTIVENESS. TEMPORARY ACCESS SHALL BE PROVIDED FOR PEDESTRIAN AND VEHICULAR TRAFFIC.

LEGEND:

45m(length) MINIMUM 3m TALL PURPOSED BUILT SITE HOARDING BARRIER TO SCREEN THE DIRECT LINE OF SIGHT TO THE NSRs

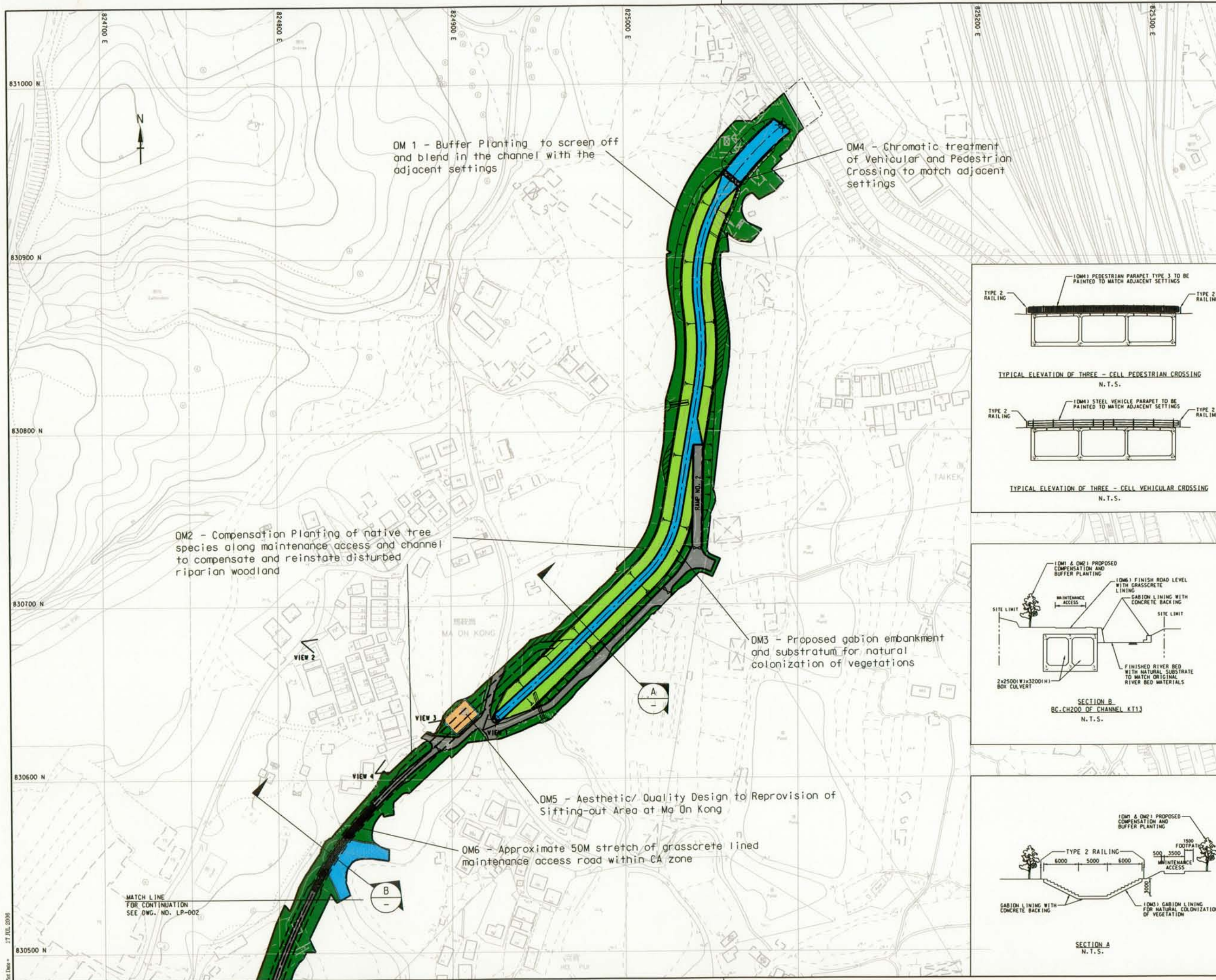
YUEN LONG, KAM TIN,
NGAU TAM MEI AND TIN SHUI WAI
DRAINAGE IMPROVEMENT, STAGE 1, PHASE 2B

Title :

**LOCATIONS OF PROPOSED
TEMPORARY NOISE BARRIERS**

BLACK & VEATCH HONG KONG LIMITED
 博威工程顧問有限公司

Figure No. 5.3	Revision 0
Reference -	File Name 3820470201-106.DGN
Prepared MC	Checked KIL
Date MAY. 2006	Scale 1 : 2500



OM 1 - Buffer Planting to screen off and blend in the channel with the adjacent settings

OM4 - Chromatic treatment of Vehicular and Pedestrian Crossing to match adjacent settings

OM2 - Compensation Planting of native tree species along maintenance access and channel to compensate and reinstate disturbed riparian woodland

OM3 - Proposed gabion embankment and substratum for natural colonization of vegetations

OM5 - Aesthetic/ Quality Design to Re provision of Sitting-out Area at Ma On Kong

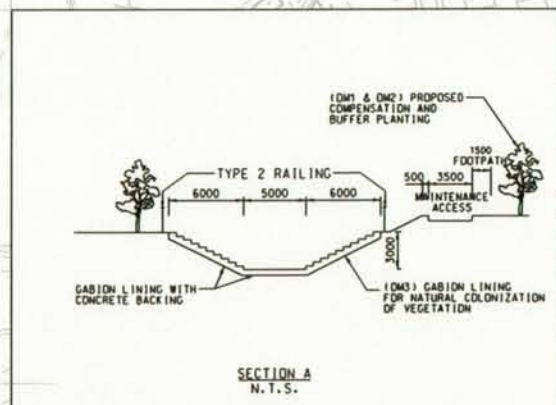
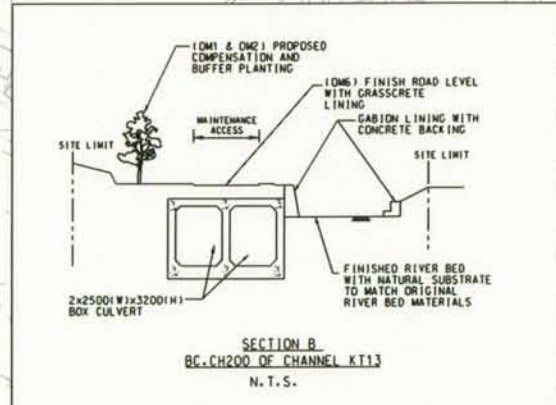
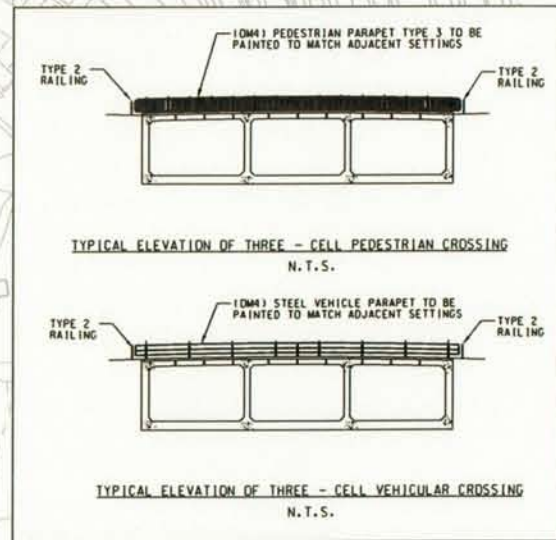
OM6 - Approximate 50M stretch of grasscrete lined maintenance access road within CA zone

MATCH LINE FOR CONTINUATION SEE DWG. NO. LP-002

Copyright by Black & Veatch Hong Kong Limited and Government of HKSAR

- NOTES :
1. ALL DIMENSIONS ARE IN MILLIMETRES UNLESS STATED OTHERWISE.
 2. GRID LINES ARE HONG KONG METRIC GRID 1980.
 3. TYPE 2 RAILING WITH DEBRIS TRAP BAR AND GENERAL MESH FILL SHALL BE PROVIDED AT BOTH SIDES OF THE CHANNEL BANKS

- LEGEND :
- SITE BOUNDARY
 - PROPOSED CHANNEL
 - OPEN CHANNEL
 - PROPOSED VEHICULAR & PEDESTRIAN CROSSINGS AND MAINTENANCE ACCESS ROAD
 - PROPOSED REPROVISION OF MA ON KONG SITTING-OUT AREA
 - PROPOSED BUFFER & COMPENSATORY PLANTING (OM1 & OM2)
 - PROPOSED GABION EMBANKMENT (OM3)
 - PROPOSED GRASSCRETE LINED MAINTENANCE ACCESS ROAD (OM6)
 - PHOTOMONTAGE VIEW POINT WITH VIEW POINT NO.



Revision	Date	Description	Initial	
Initial	BW	JT	BW	JT
Date	08/05	08/05	08/05	08/05

Contract no. CE 25/2002 (DS)

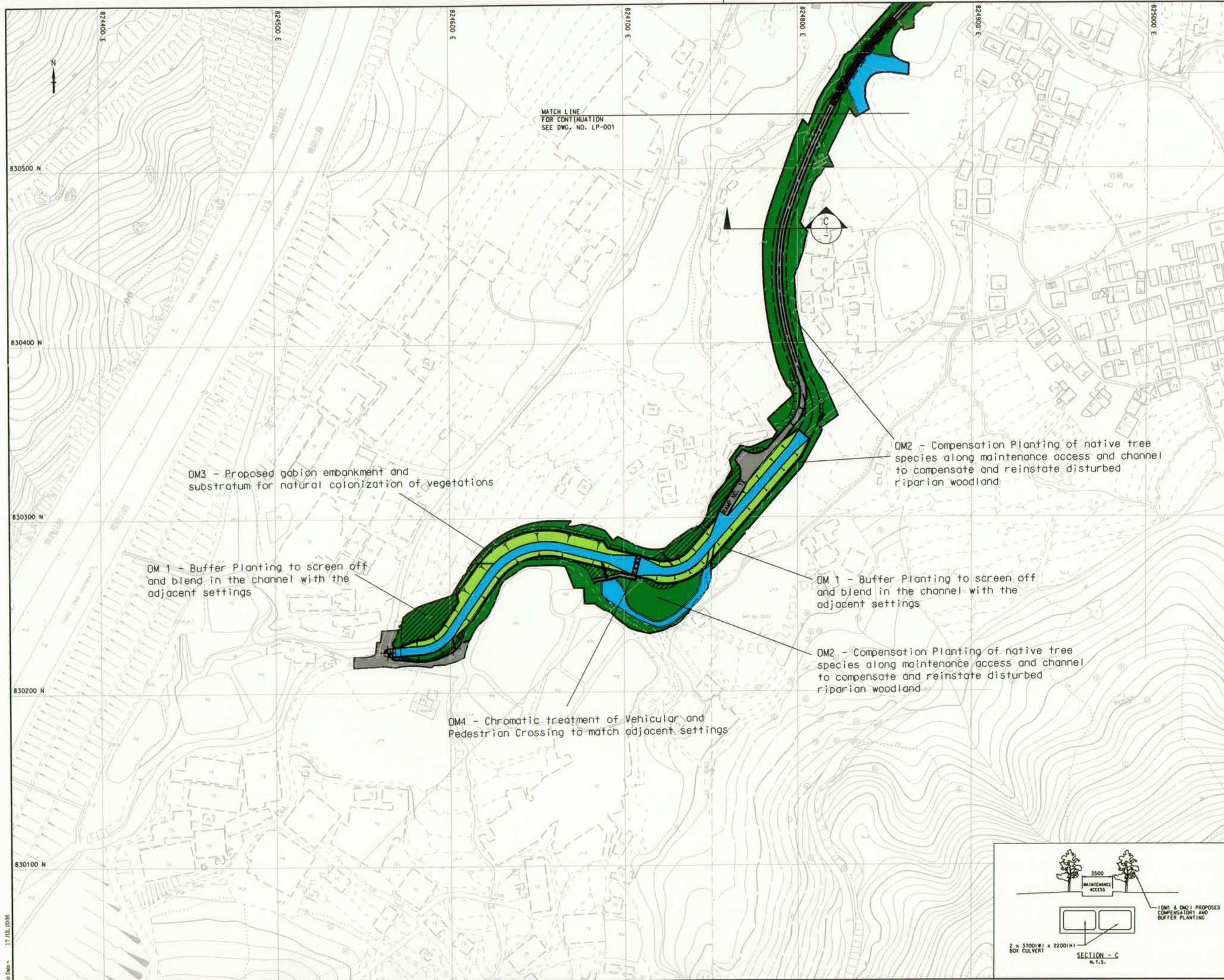
Contract title
DRAINAGE IMPROVEMENT IN NORTHERN HONG KONG ISLAND - HONG KONG WEST DRAINAGE TUNNEL AND LOWER CATCHMENT IMPROVEMENT - INVESTIGATION

Drawing title
MA ON KONG CHANNEL KT13 LANDSCAPE MITIGATION PLAN (SHEET 1 OF 2)

Drawing no. LP-001
Scale 1:1000 A1
1:2000 A3

香港特別行政區政府渠務署
THE GOVERNMENT OF THE HONG KONG SPECIAL ADMINISTRATIVE REGION
DRAINAGE SERVICES DEPARTMENT

BLACK & VEATCH HONG KONG LIMITED
博威工程顧問有限公司



Copyright by Black & Veatch Hong Kong Limited and Government of HKSAR

- NOTES :
1. ALL DIMENSIONS ARE IN MILLIMETRES UNLESS STATED OTHERWISE.
 2. GRID LINES ARE HONG KONG METRIC GRID 1980.
 3. TYPE 2 RAILING WITH DEBRIS TRAP BAR AND GENERAL MESH FILL SHALL BE PROVIDED AT BOTH SIDES OF THE CHANNEL BANKS

- LEGEND :
- SITE BOUNDARY
 - PROPOSED CHANNEL
 - OPEN CHANNEL
 - PROPOSED VEHICULAR & PEDESTRIAN CROSSINGS AND MAINTENANCE ACCESS ROAD
 - PROPOSED BUFFER & COMPENSATORY PLANTING (DM1 & DM2)
 - PROPOSED GABIION EMBANKMENT (DM3)
 - PROPOSED GRASSCRETE LINED MAINTENANCE ACCESS ROAD (DM4)
 - PHOTOMONTAGE VIEW POINT WITH VIEW POINT NO.

Revision	Date	Description	Initial
Designed		Checked	Drawn
Initial	BW	JT	BW JT
Date	08/05	08/05	08/05 08/05

Approved

Contract no. CE 25/2002 (DS)

Contract title
DRAINAGE IMPROVEMENT IN NORTHERN HONG KONG ISLAND - HONG KONG WEST DRAINAGE TUNNEL AND LOWER CATCHMENT IMPROVEMENT - INVESTIGATION

Drawing title
MA ON KONG CHANNEL KT13 LANDSCAPE MITIGATION PLAN (SHEET 2 OF 2)

Drawing no. LP-002
Scale 1:1000 A1 1:2000 A3

香港特別行政區政府渠務署
THE GOVERNMENT OF THE HONG KONG SPECIAL ADMINISTRATIVE REGION
DRAINAGE SERVICES DEPARTMENT

BLACK & VEATCH HONG KONG LIMITED
博威工程顧問有限公司

