


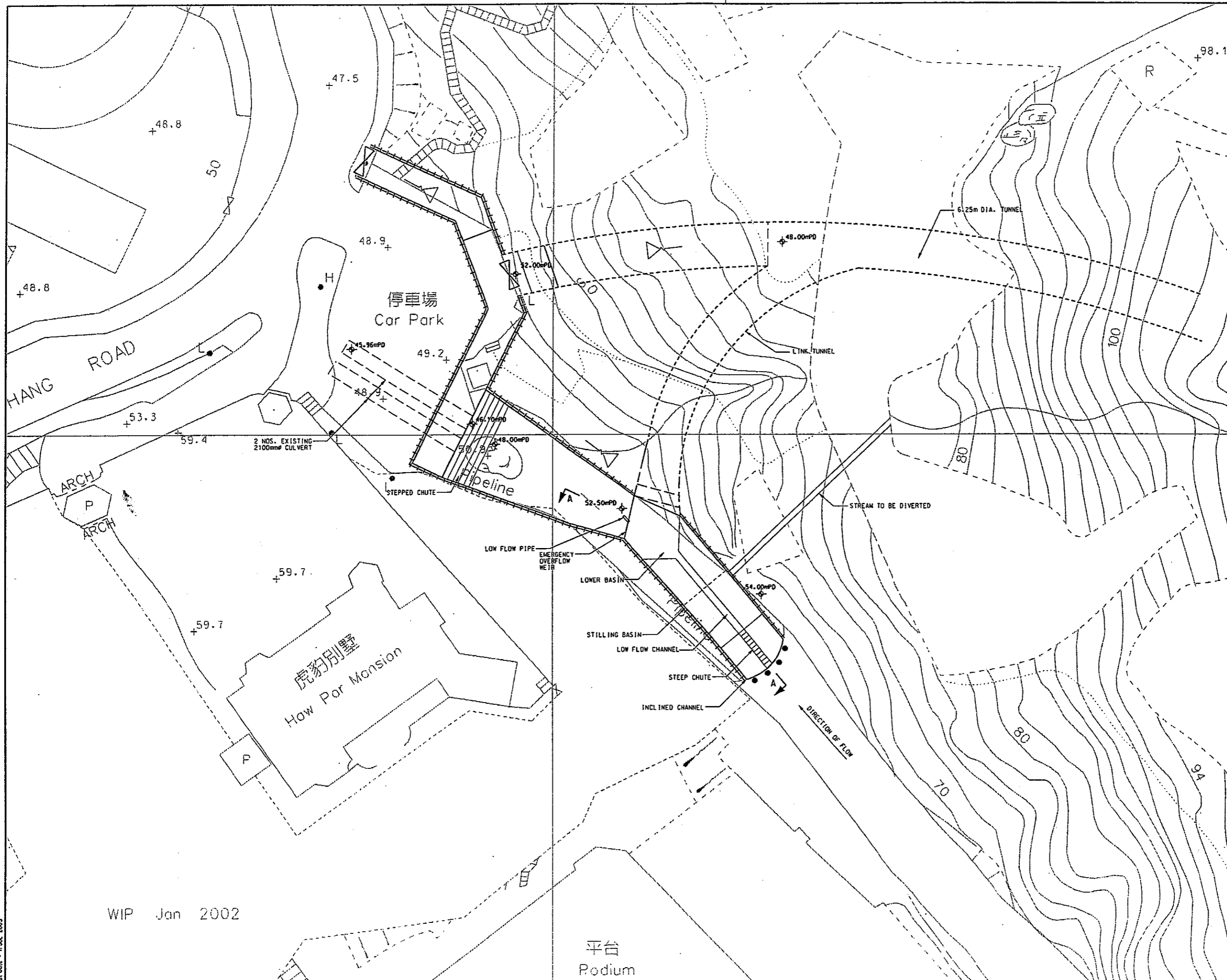


NOTES :

1. CHAINAGES AND DIMENSIONS ARE IN METRES (m) UNLESS STATED OTHERWISE.
2. LEVELS ARE IN METRES ABOVE THE PRINCIPAL DATUM HONG KONG (mPD).
3. EXISTING GROUND LEVELS SHOWN ARE APPROXIMATIONS AND FOR REFERENCE ONLY.
4. THE LOCATIONS AND LEVELS OF THE UTILITIES SHOWN IN THIS DRAWING ARE INDICATIVE ONLY.
5. CHAIN LINK FENCE SHALL BE PROVIDED TO SAFELY GUARD THE TUNNEL FACILITY.

LEGEND :

-  VEHICULAR GATE
-  CHAIN LINK FENCE
-  SCREEN BARS



Revision	Date	Description	Initial
A	02/05	ADD NOTES, FENCING AND LEGEND	TV
		Designed	Checked
Initial	LMF	LWG	SZ
Date	11/04	11/04	11/04

Agreement no. CE 25/2002 (DS)

Contract title
DRAINAGE IMPROVEMENT IN NORTHERN HONG KONG ISLAND - HONG KONG WEST DRAINAGE TUNNEL AND LOWER CATCHMENT IMPROVEMENT - INVESTIGATION

Drawing title
EASTERN PORTAL LAYOUT

Drawing no. Figure 2.14
Scale 1 : 500 (A3)

香港特別行政區政府渠務署
THE GOVERNMENT OF THE HONG KONG SPECIAL ADMINISTRATIVE REGION
DRAINAGE SERVICES DEPARTMENT

BLACK & VEATCH HONG KONG LIMITED
博威工程顧問有限公司

WIP Jan 2002

Plot Date : 11 JUL 2005