









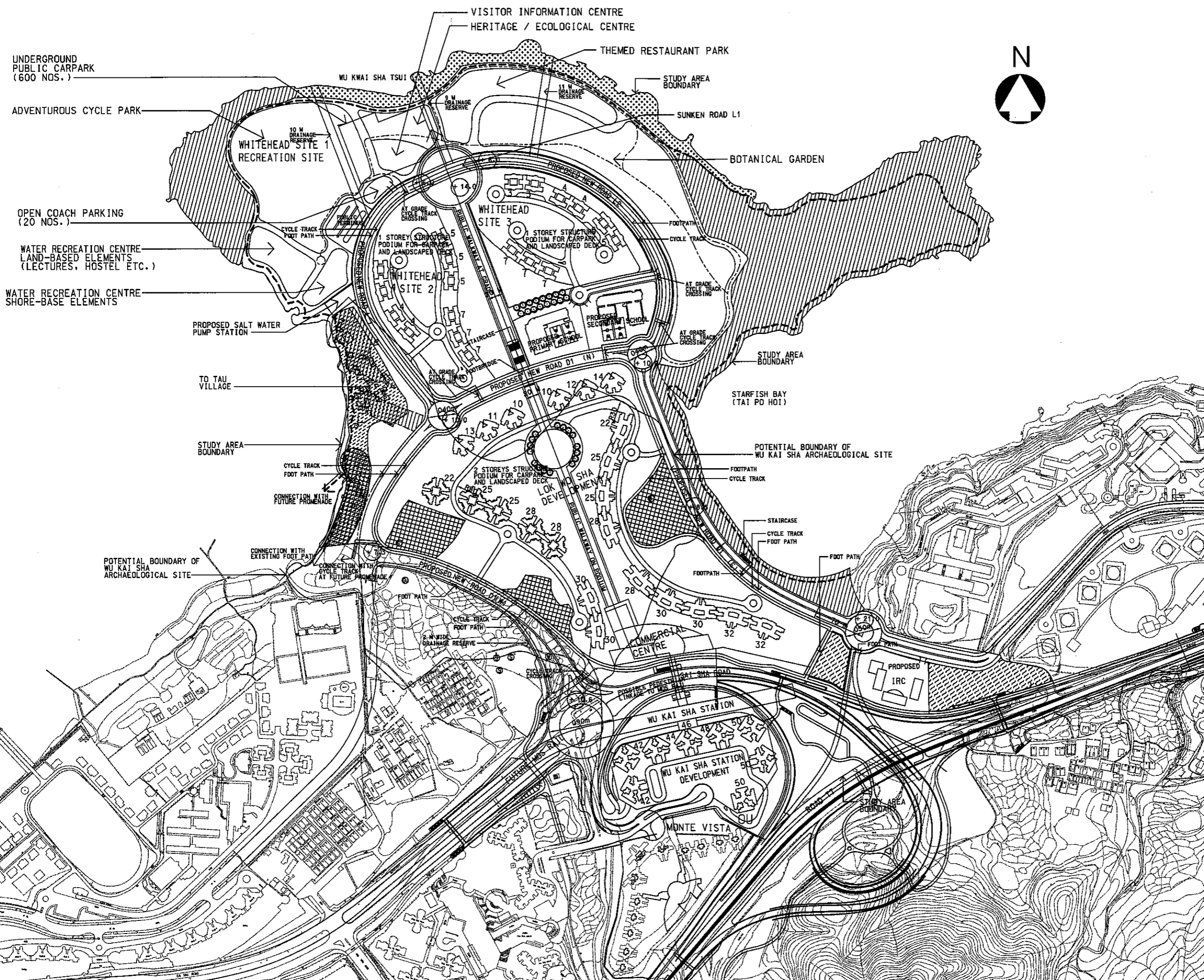


Notes:

- LEGEND :
-  PRESERVED WOODLAND
 -  PRESERVED PLANTATION
 -  COMPENSATORY PLANTING
 -  PRESERVED WATERFRONT
 -  PREHISTORICAL SITE
 -  FOOTPATH WITHIN RECREATION SITE
 -  CYCLE TRACK WITHIN RECREATION SITE
 -  HISTORICAL GRAVE
 -  WELL
 -  SHRINE



Designed LY	Date 12/01	Checked CYH	Date 12/01
----------------	---------------	----------------	---------------

AGREEMENT NO. CE 16/99

SHA TIN DEVELOPMENT

FEASIBILITY STUDY FOR HOUSING DEVELOPMENT AT WHITEHEAD & LEE ON IN MA ON SHAN, SHA TIN

Figure title
MASTER LAYOUT PLAN (PRELIMINARY PREFERRED DEVELOPMENT OPTION)

Figure no. 2.3	Scale 1:5000
--------------------------	------------------------

Binnie Black & Veitch
Binnie Black & Veitch Hong Kong Limited
博達工程顧問有限公司
In association with
CITY PLANNING CONSULTANTS LTD
MVA HONG KONG LTD
RONALD LU & PARTNERS (HK) LTD
URBIS LIMITED
LARRY H.C. TAM & ASSOCIATES LTD

Office
新界東拓展處
NEW TERRITORIES EAST DEVELOPMENT OFFICE
拓展署
Territory Development Department, Hong Kong